

THE COUNTY OF GALVESTON

RUFUS G. CROWDER, CPPO, CPPB
PURCHASING AGENT

GWEN MCLAREN, CPPB
ASST. PURCHASING AGENT

COUNTY COURTHOUSE
722 Moody (21st Street)
Fifth (5th) Floor
GALVESTON, TEXAS 77550
(409) 770-5371

October 2, 2019

PROJECT NAME: Wayne Johnson Community Center Rebuild

SOLICITATION NO: B191051

RE: ADDENDUM #1

To All Prospective Proposers:

The following information is being provided to aid in preparation of your proposal submittal(s)

Revised Pre-Bid Conference:

The meeting place for the pre-bid conference for RFP #B191051, Wayne Johnson Community Center has been revised:

- **Pre-Bid Meeting**
Tuesday, October 8, 2019
Carbide Park
AgriLife Extension Service
4102-B Main Street (FM 519)
Classroom 1
La Marque, TX 77568

As a reminder, all questions regarding this bid must be submitted in writing to:

Rufus G. Crowder, CPPO CPPB
Galveston County Purchasing Agent
722 Moody, Fifth (5th) Floor
Galveston, Texas 77550
E-mail: purchasing.bids@co.galveston.tx.us

If you have any further questions regarding this bid, please address them to Rufus Crowder, CPPO CPPB, Purchasing Agent, via e-mail at purchasing.bids@co.galveston.tx.us, or contact the Purchasing Department at (409) 770-5371.

Please excuse us for any inconvenience that this may have caused.

Sincerely,

A handwritten signature in black ink that reads "Rufus Crowder" with a small "rd" above the end of the name.

Rufus G. Crowder, CPPO CPPB
Purchasing Agent
Galveston County



GALVESTON COUNTY WAYNE JOHNSON COMMUNITY CENTER

4102 MAIN STREET, LA MARQUE, TX 77568

ADDENDUM NO. 2


**GALVESTON COUNTY
COMMISSIONERS COURT**

COUNTY JUDGE	MARK A. HENRY
COMMISSIONER, PRECINCT NO. 1	DARRELL APFFEL
COMMISSIONER, PRECINCT NO. 2	JOE GIUSTI
COMMISSIONER, PRECINCT NO. 3	STEPHEN D. HOLMES
COMMISSIONER, PRECINCT NO. 4	KEN CLARK

NOTE: A PRE-CONSTRUCTION MEETING WITH GALVESTON COUNTY ENGINEERING DEPARTMENT IS REQUIRED AT LEAST 10 WORKING DAYS PRIOR TO ON SITE CONSTRUCTION ACTIVITIES. CALL (409) 770-5399 FOR A MEETING DATE AND TIME.

HUITT-ZOLLARS

10350 RICHMOND AVENUE, SUITE 300
HOUSTON, TEXAS 77042-4248
(281) 496-0066
TBPE FIRM# F-761



10.18.2019
Huitt-Zollars Inc.
Firm Registration No. F-761

No.	Description	Date
1	ISSUED FOR BID	9/23/2019
2	ADDENDUM No. 2	10/18/2019

**GALVESTON COUNTY
WAYNE JOHNSON
COMMUNITY CENTER**

COVER SHEET

Project number	R308586.01
Date	09/23/2019
Drawn by	MF
Checked by	RH

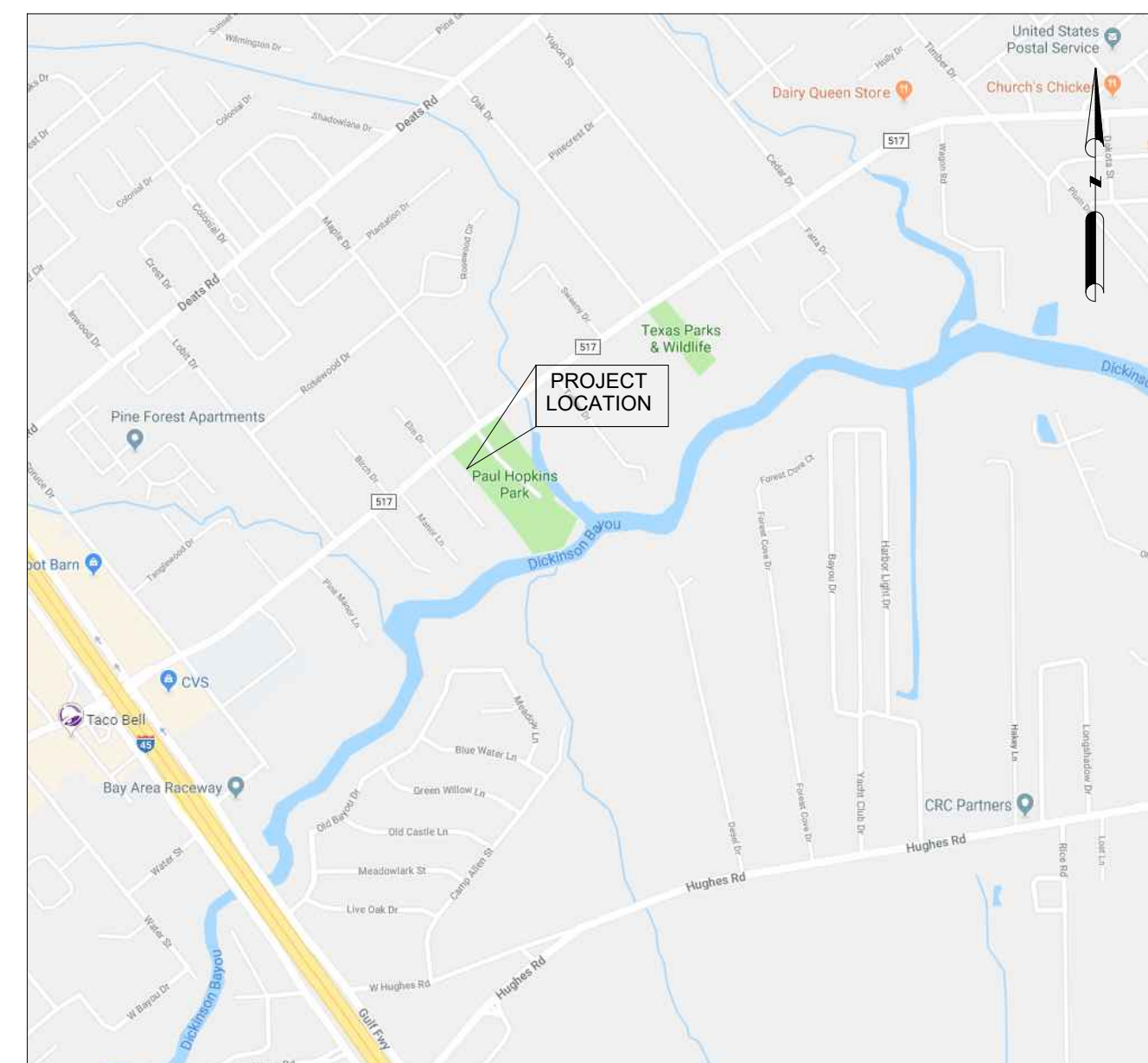
001

Scale

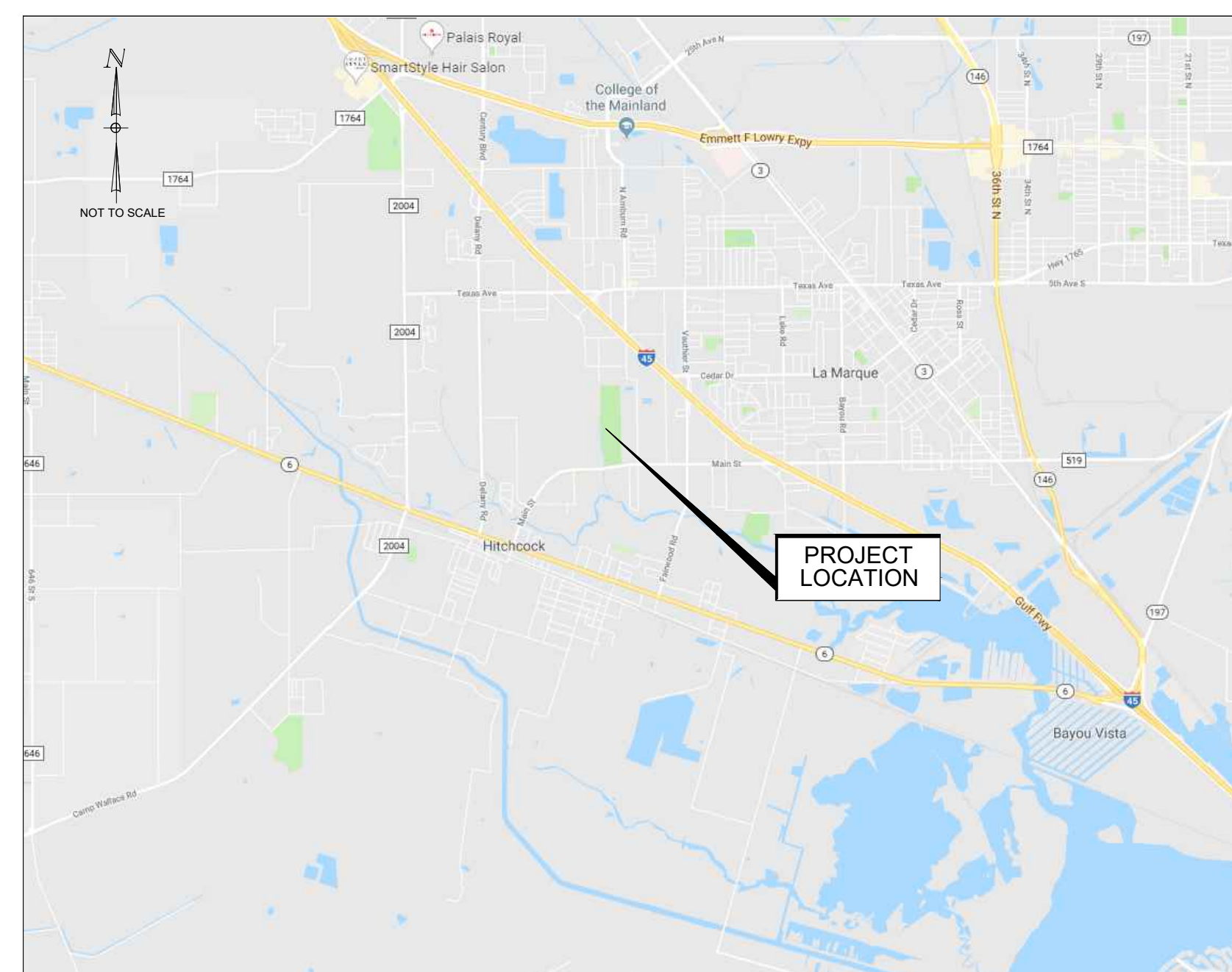
Sheet List Table

Sheet Number	Sheet Title
001	COVER SHEET
G-100	GENERAL INFORMATION
G-101	ACCESSIBILITY STANDARDS
G-102	ACCESSIBILITY STANDARDS
C-101	CIVIL SITE PLAN
C-102	CIVIL DETAILS
A-101	FLOOR PLAN ROOM IMPROVEMENTS
A-102	FLOOR PLAN FOR GYPSUM BOARD REPAIRS & REPLACEMENTS
A-121	REFLECTED CEILING PLAN
A-201	EAST ELEVATION
A-202	WEST ELEVATION
A-203	SOUTH ELEVATION
A-204	NORTH ELEVATION
A-301	ENLARGED PLANS
A-401	WALL SECTIONS
A-501	INTERIOR ELEVATIONS
A-502	INTERIOR ELEVATIONS
A-701	ARCHITECTURAL SCHEDULE
A-901	ARCHITECTURAL DETAILS
A-902	MILLWORK DETAILS
E-100	ELECTRICAL LIGHTING PLAN

OCTOBER 18, 2019
HZI JOB NO. R308586.01

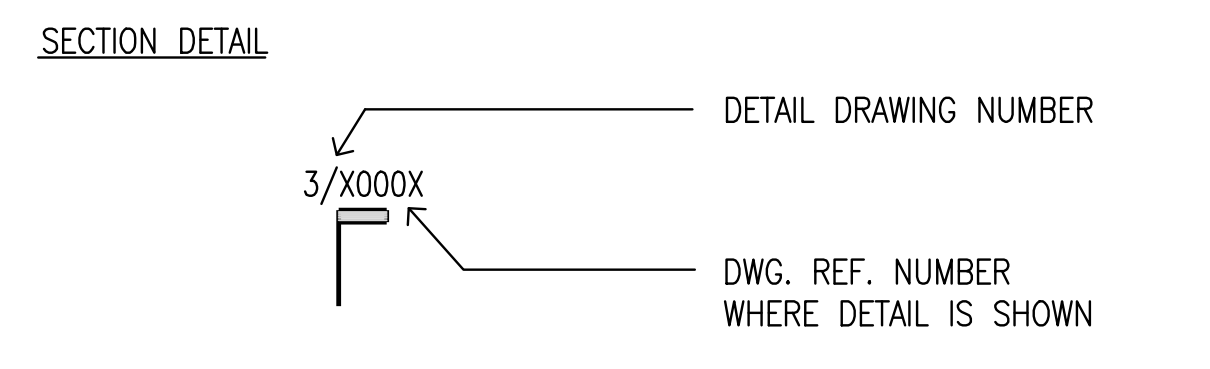
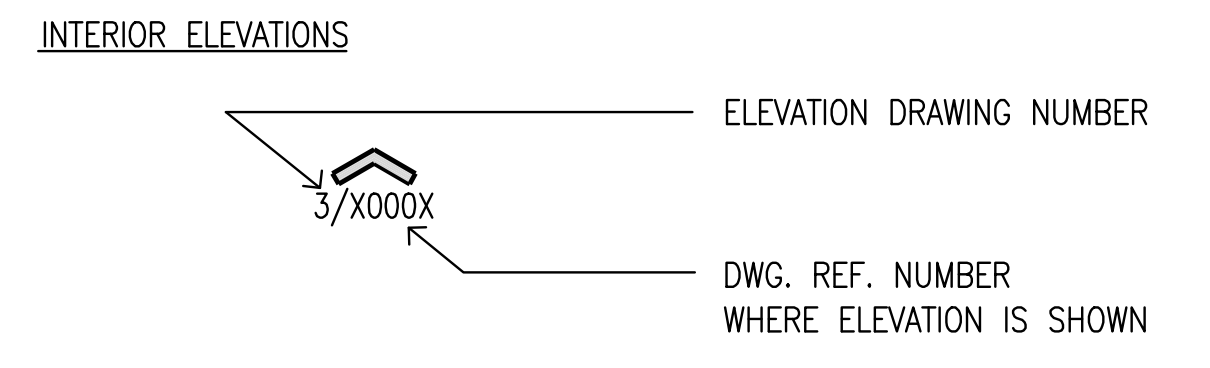
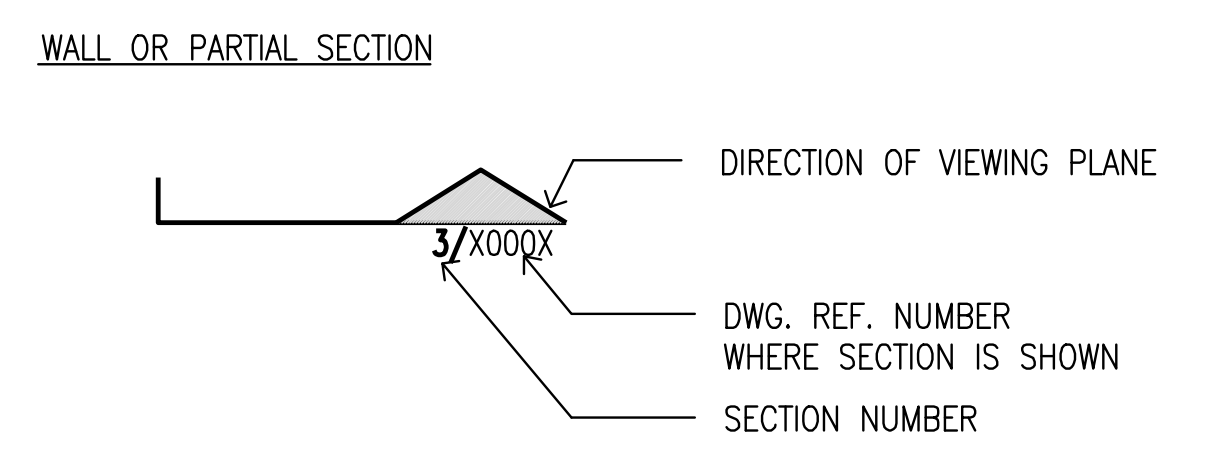
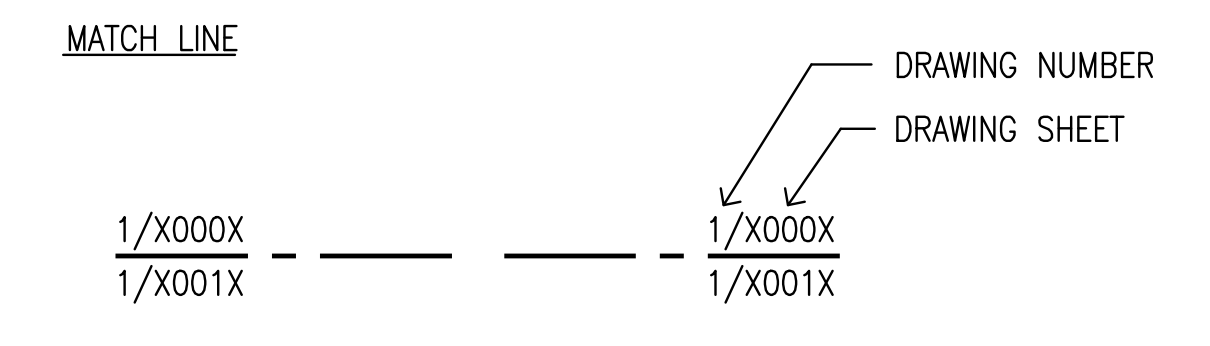
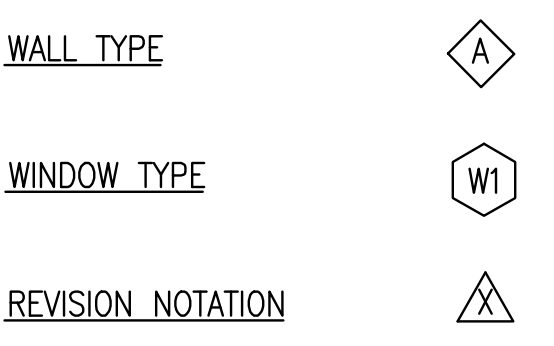
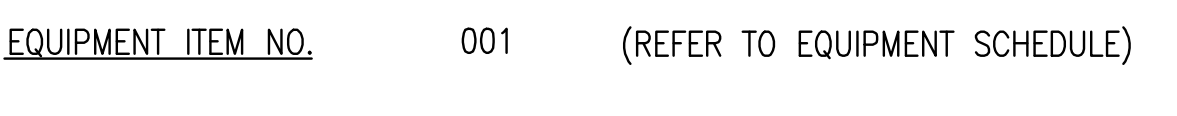
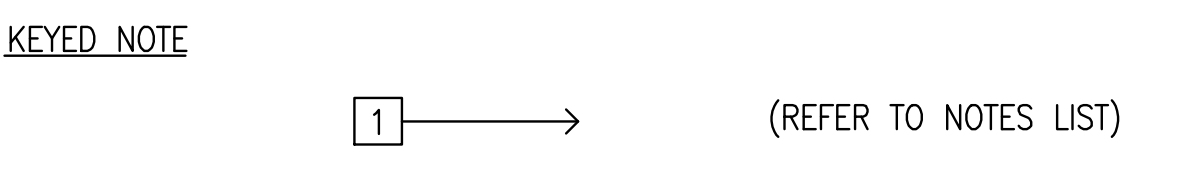
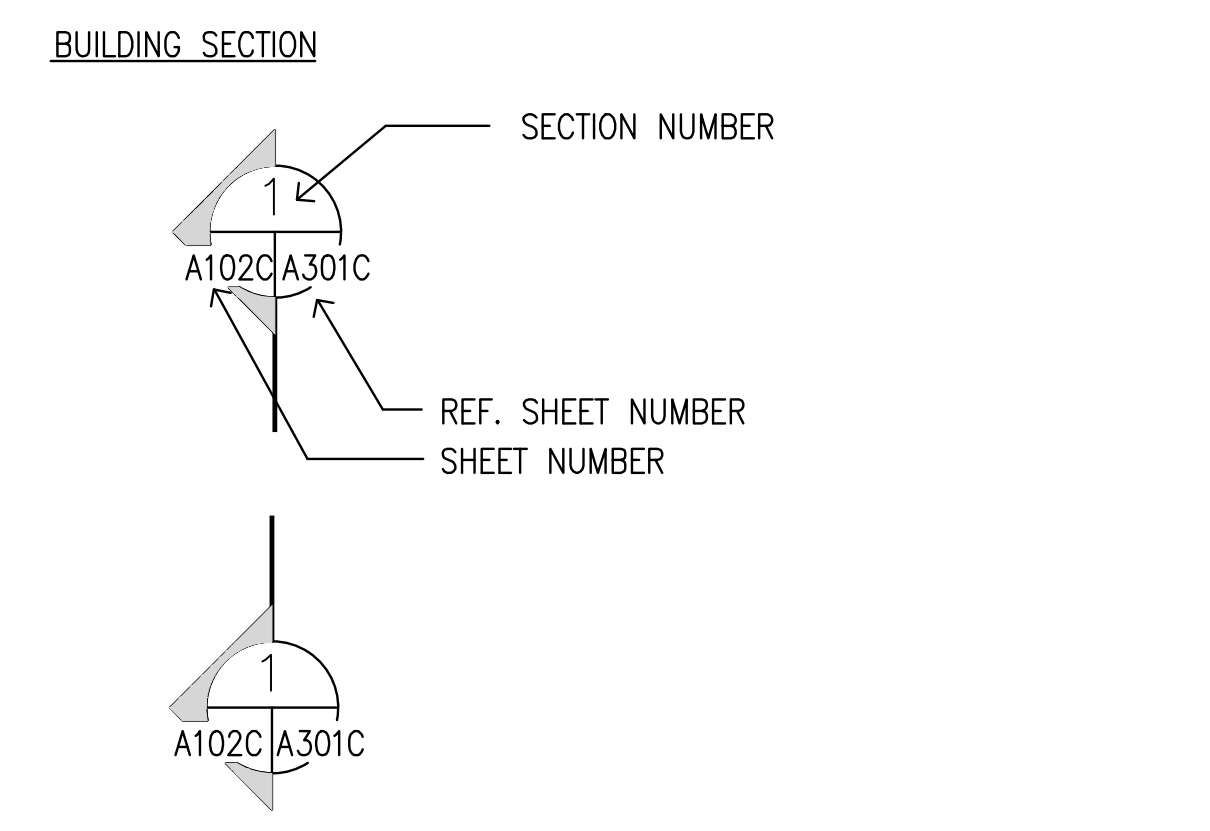
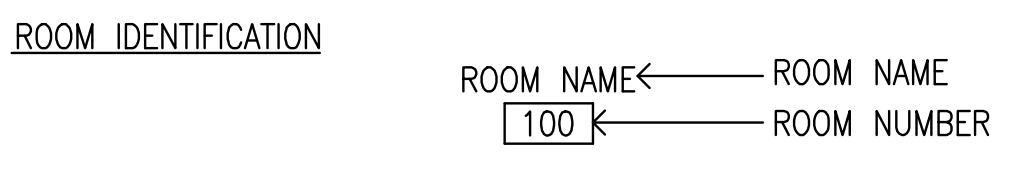
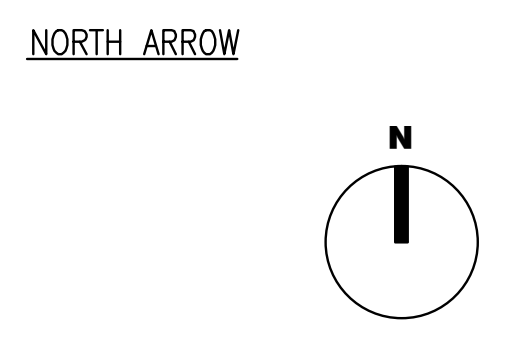
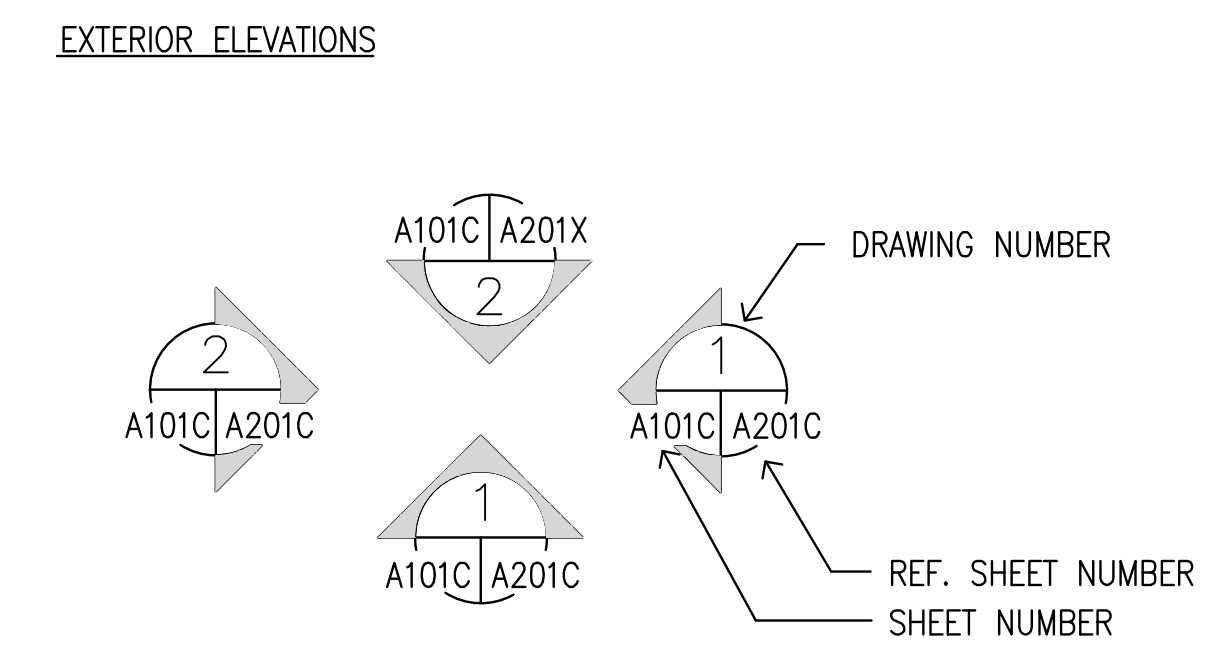
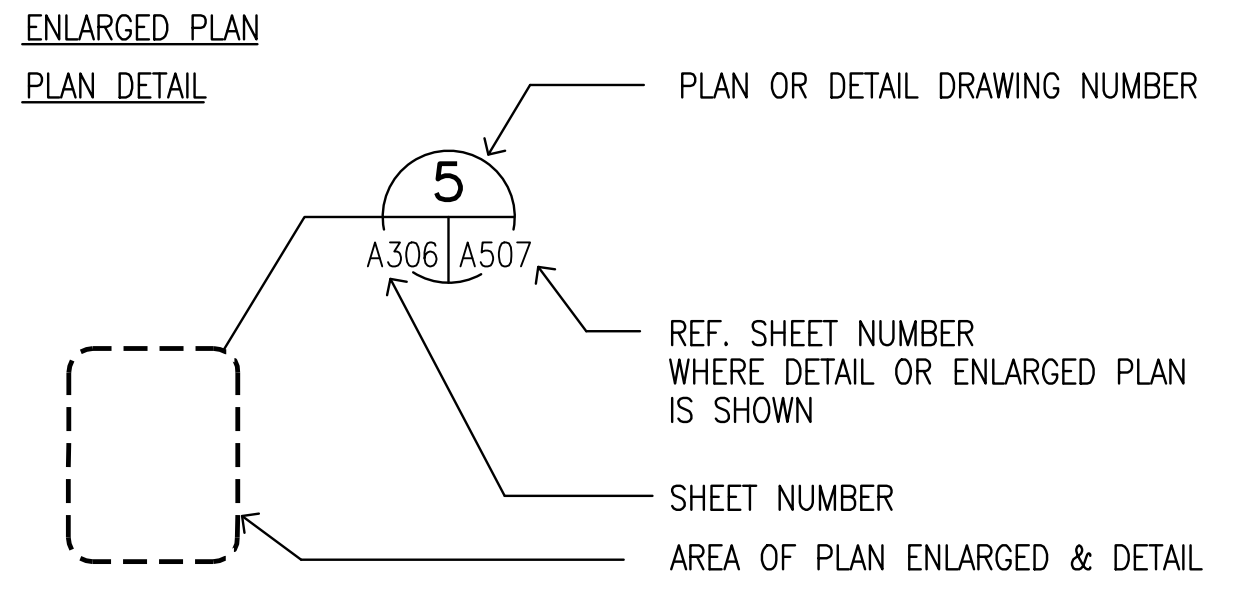
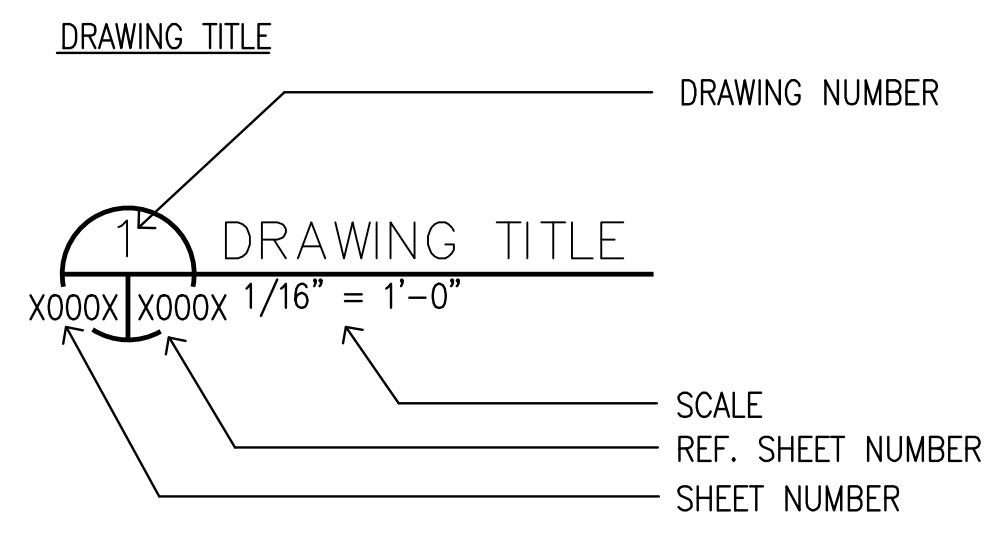


LOCATION MAP



VICINITY MAP

GRAPHIC STANDARDS



ABBREVIATIONS LISTED ALPHABETICALLY

AB	ANCHOR BOLT	ID	INSIDE DIAMETER
ABV	ABOVE	INSUL	INSULATION
ACT	ADDITIONAL	JST	JOIST
ADDL	ADJUSTABLE	JT	JOINT
ADJ	ARCHITECTURALLY EXPOSED	LAB	LABORATORY
AESS	STRUCTURAL STEEL	LAM	LAMINATE (ION)
AFF	ABOVE FINISH FLOOR	LLH	LONG LEG HORIZONTAL
AHU	AIR HANDLING UNIT	LLV	LONG LEG VERTICAL
AL	ALUMINUM	MAINT	MAINTENANCE
ALT	ALTERNATE	MAX	MAXIMUM
AMT	AMOUNT	MECH	MECHANICAL
ANOD	ANODIZED	MED	MEDIUM
ARCH	ARCHITECT (URAL)	MEMB	MEMBRANE
ASPH	ASPHALT	MET	METAL
ASSY	ASSEMBLY	MFG	MANUFACTURING
ATCH	ATTACHMENT	MISC	MISCELLANEOUS
BB	BULLETIN BOARD	MLWK	MILLWORK
BD	BOARD	MMR	MOISTURE & MILDEW RESISTANT
BET	BETWEEN	MO	MASONRY OPENING
BLDG	BUILDING	MTD	MOUNTED
BLK(G)	BLOCK(ING)	MULL	MULLION
BLW	BELOW	NA	NOT APPLICABLE
BM	BEAM	NIC	NOT IN CONTRACT
BOTT	BOTTOM	NO	NUMBER
BRKT	BRACKET	NOM	NOMINAL
BRZ	BRONZE	NTS	NOT TO SCALE
BS	BOTH SIDES	O/O	OUT TO OUT
BUR	BUIL-UP ROOF	OA	OUTSIDE AIR
BW	BOTH WAYS	OC	OVERALL
C/C	CENTER TO CENTER	OD	ON CENTER
CAB	CABINET	OD	OUTSIDE DIAMETER
CER	CERAMIC	OD	OUTSIDE DIMENSION
CFLG	COUNTER FLASHING	OF	OUTSIDE FACE
CI	CAST IRON	OFCI	OWNER FURNISHED CONTRACTOR
CI	CIRCLE	OFI	OWNER FURNISHED OWNER INSTALLED
CIR	CIRCLE	OPNG	OPENING
CJ	CONSTRUCTION JOINT	OPP	OPPOSITE
CL	CENTER LINE	OPH	OPPOSITE HAND
CLG	CEILING	OPT	OPTIONAL
CLJ	CONTROL JOINT	OVHD	OVERHEAD
CLO	CLOSET	PJ	PANEL JOINT
CLR	CLEAR	PL	PLATE
CMU	CONC MASONRY UNIT	PLAM	PLASTIC LAMINATE
CNTR	COUNTER	PLUMB	PLUMBING
COMB	COMBINATION	PLYWD	PLYWOOD
CONC	CONCRETE	PR	PAIR
CONX	CONNECTION	PREFAB	PREFABRICATED
CONSTR	CONSTRUCTION	PREFIN	PREFINISHED
CONT	CONTINUOUS (ATION)	RAD	RADIUS
COORD	COORDINATE	RE	REFERENCES
CORR	CORRIDOR	REINF	REINFORCE (D) (ING) (MENT)
CSK	COUNTERSUNK	REQD	REQUIRED
CSMT	CASEMENT	RM	ROOM
CSWK	CASEWORK	RF	REFRIGERATOR
CUB	CUBICLE	RO	ROUGH OPENING
DAT	DATUM	RD	ROOF DRAIN
DIM	DIMENSION	SC	SOLID CORE
DISP	DISPENSER	SCHED.	SCHEDULE
DIST	DISTANCE	SECT	SECTION
DISTR	DISTRIBUTE (ION)	SGL	SINGLE
DN	DOWN	SHT	SHEET (ING)
DO	DITTO	SHTHG	SHEATHING
DS	DOWNSPOUT	SIM	SIMILAR
DWG	DRAWING	SL	SLOPE
DWR	DRAWER	SPEC	SPECIFICATIONS
EF	EXHAUST FAN	SQ	SQUARE
EL	ELEVATION	STD	STANDARD
ELEC	ELECTRICAL	STL	STEEL
EMER	EMERGENCY	STOR	STORAGE
ENCL	ENCLOSURE	STR	STRUCTURAL
ENGR	ENGINEER	SUSP	SUSPENDED
EQUIP	EQUIPMENT	T/S	TOP OF STEEL
EST	ESTIMATE	T/SLAB	TOP OF SLAB
EW	EACH WAY	TR	TREAD
EWC	ELECT WATER COOLER	T&B	TEMPORARY
E.W.	EYE WASH	THK	THICKNESS
EXP	EXPANSION	THRESH	THRESHOLD
EXP JT	EXPANSION JOINT	THRU	THROUGH
EXT'G	EXISTING	TMPD	TEMPERED
EXT	EXTERIOR	TYP	TYPICAL
F/F	FACE TO FACE	UNO	UNLESS NOTED OTHERWISE
FD	FLOOR DRAIN	VCT	VINYL COMPOSITE TILE
FE	FIRE EXTINGUISHER	VEF	VEHICLE EXHAUST FAN
F.E.C.	FIRE EXTINGUISHER CABINET	VERT	VERTICALE
FIN FL	FINISH FLOOR	VEST	VESTIBULE
FL	FLASHING	VTR	VENT THROUGH ROOF
FLR	FLOOR (ING)	W	WIDTH
FLUOR	FLUORESCENT	w/	WITH
FOS	FACE OF STUD	w/o	WITHOUT
FR	FIRE RATING	WD	WOOD
FURR	FURRING	WWF	WELDED WIRE FABRIC
GALV	GALVANIZED	XFMR	TRANSFORMER
GYP BD	GYP SUM BOARD		
GV	GAS VENT		
H	HIGH		
HGT	HEIGHT		
HORIZ	HORIZONTAL		
HR	HOUR		
HVAC	HEATING, VENTILATION, AIR CONDITIONING		



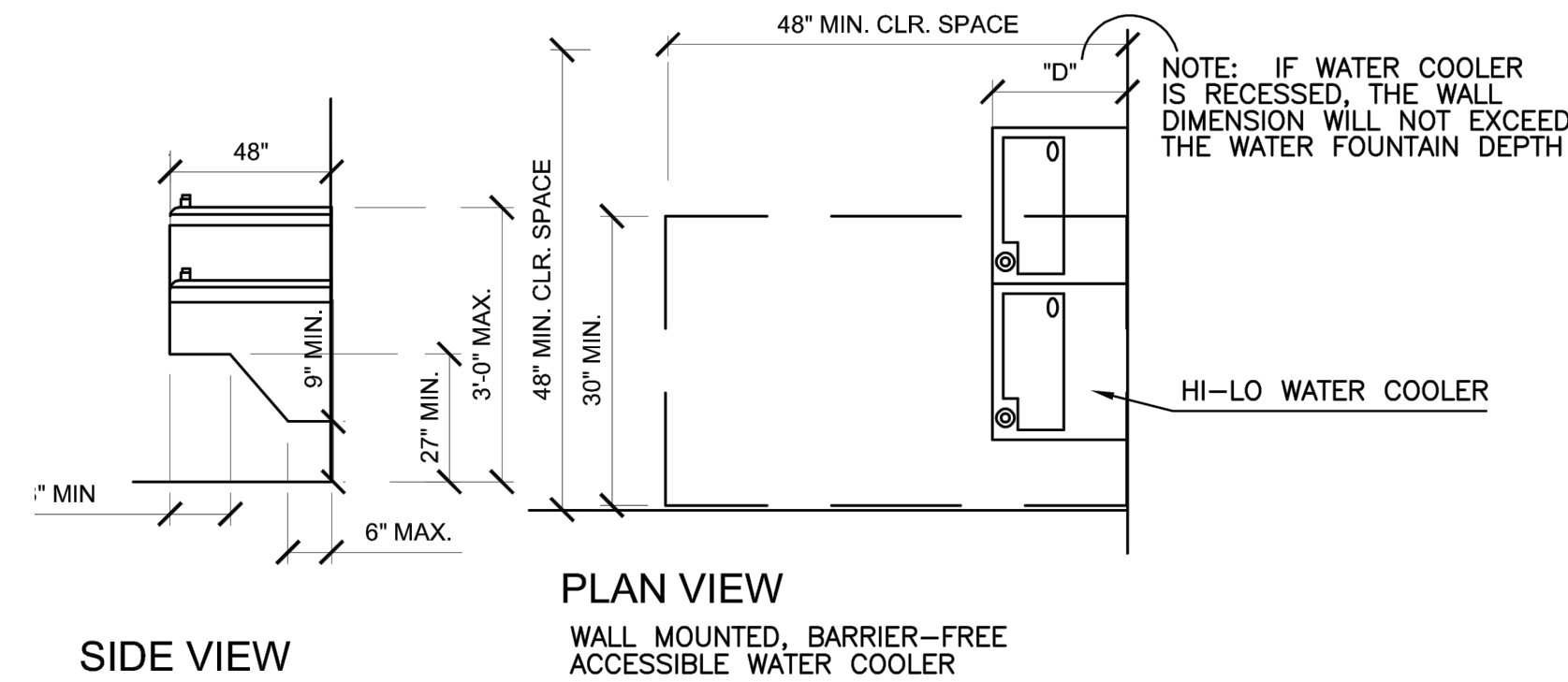
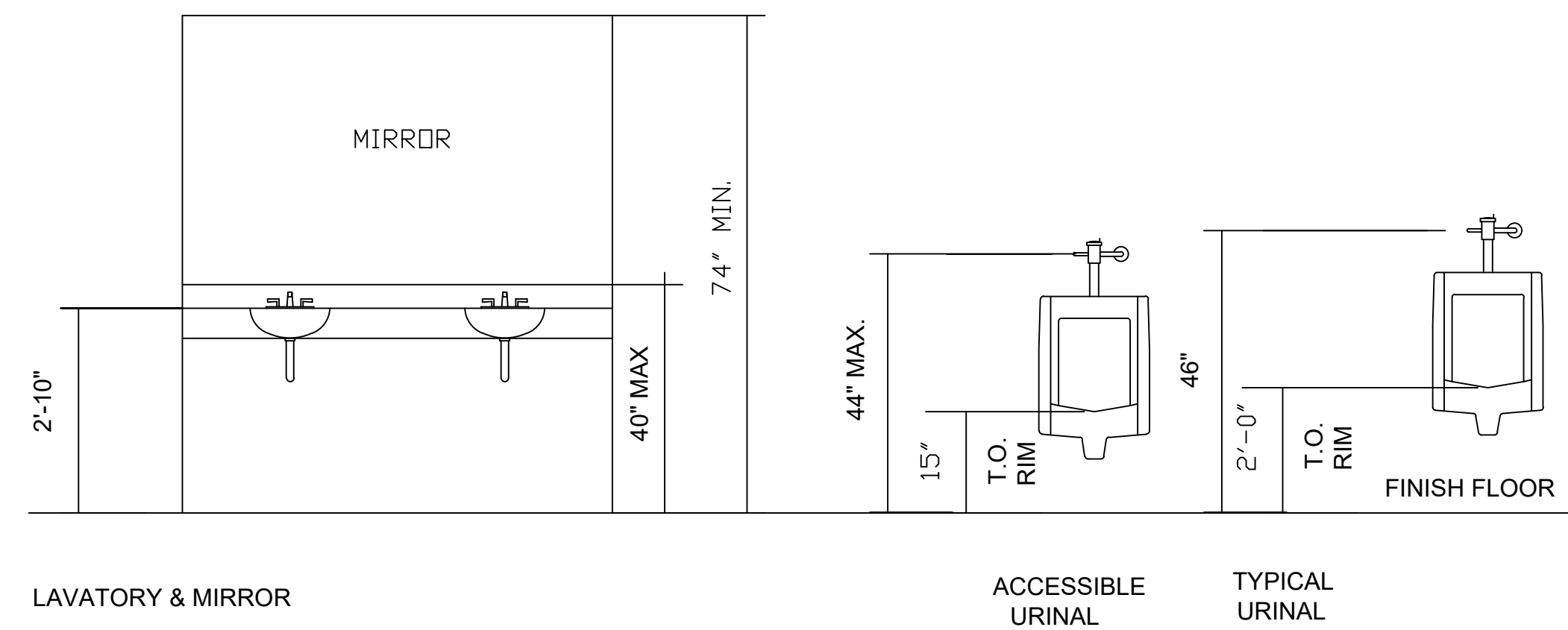
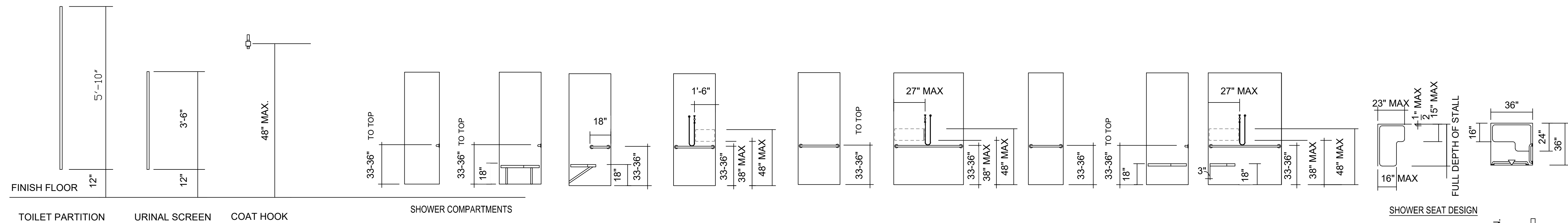
HUITT-ZOLLARS
 Huitt-Zollars, Inc. TPBE Reg. No. F-761
 10350 Richmond Ave., Suite 300
 Houston, Texas 77042-4248
 Phone (281) 496-0066 Fax (281) 496-0220

No.	Description	Date
1	ADDENDUM No. 2	10/18/2019

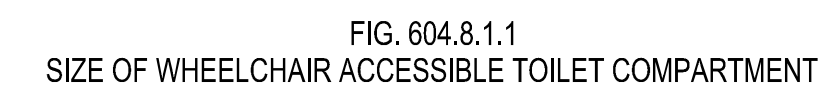
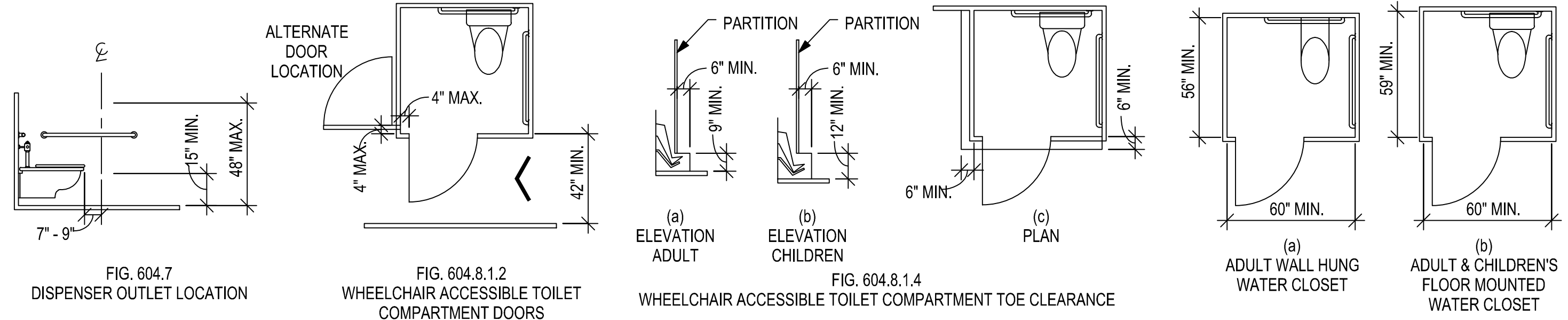
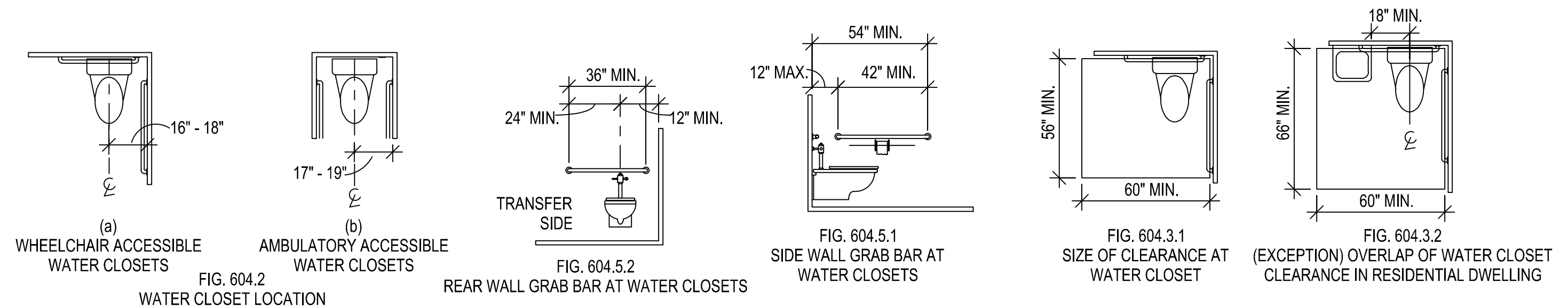
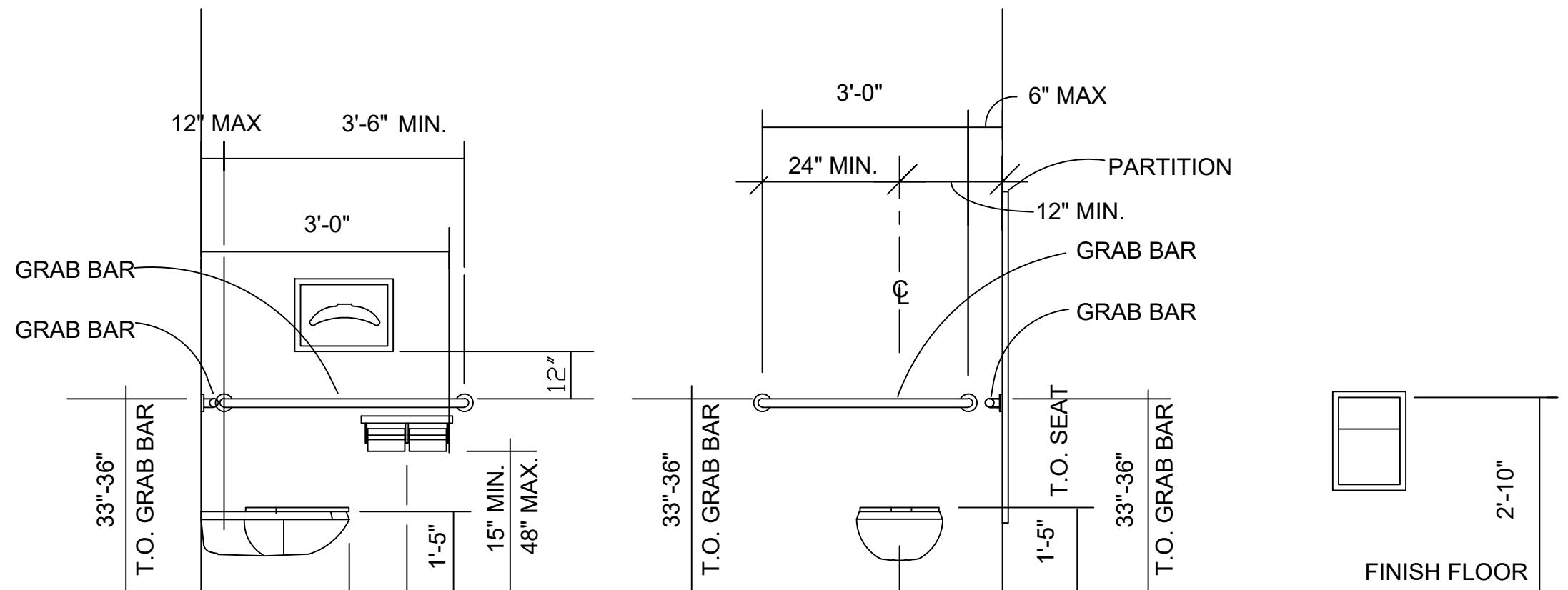
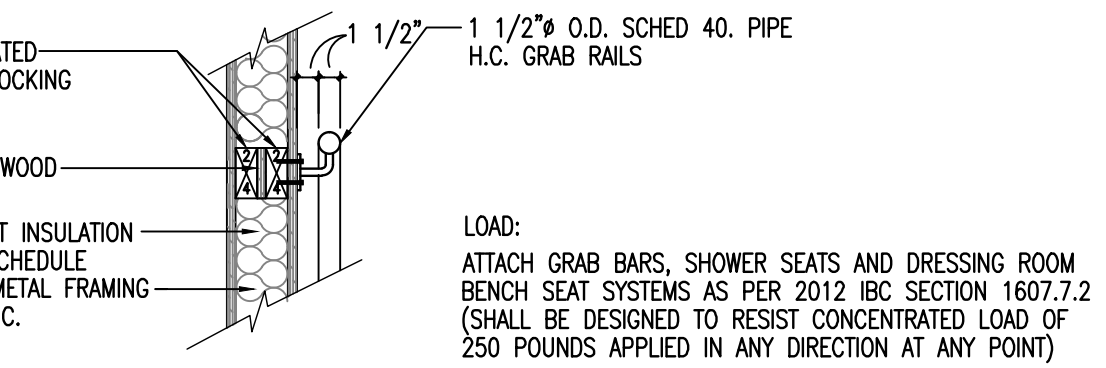
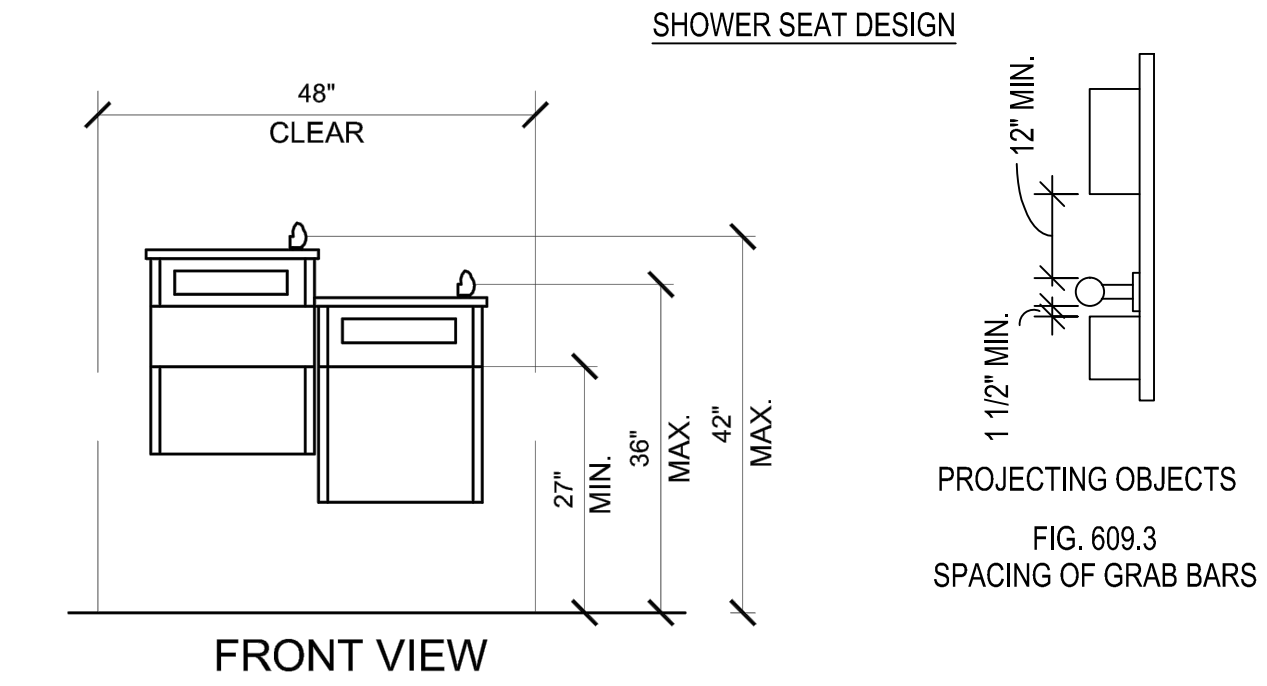
**WAYNE JOHNSON
 COMMUNITY CENTER**

GENERAL INFORMATION

Project number	RO
Date	09-23-2019
Drawn by	MF
Checked by	RH
G-100	
Scale	AS NOTED

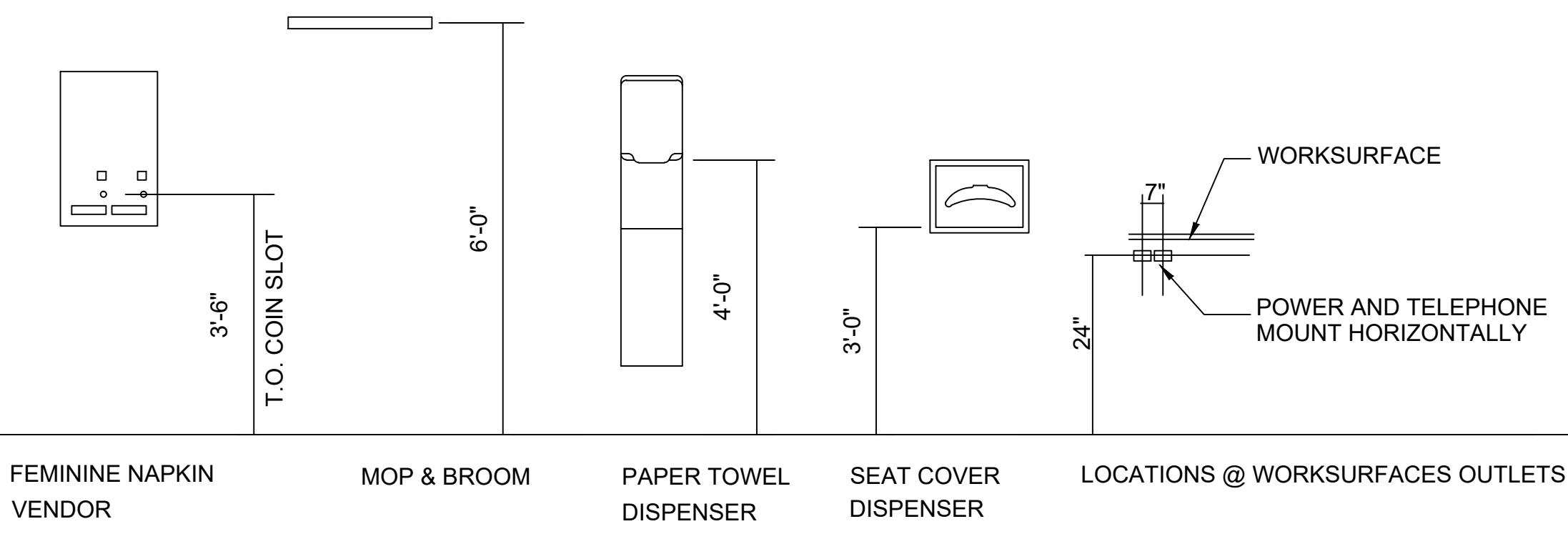
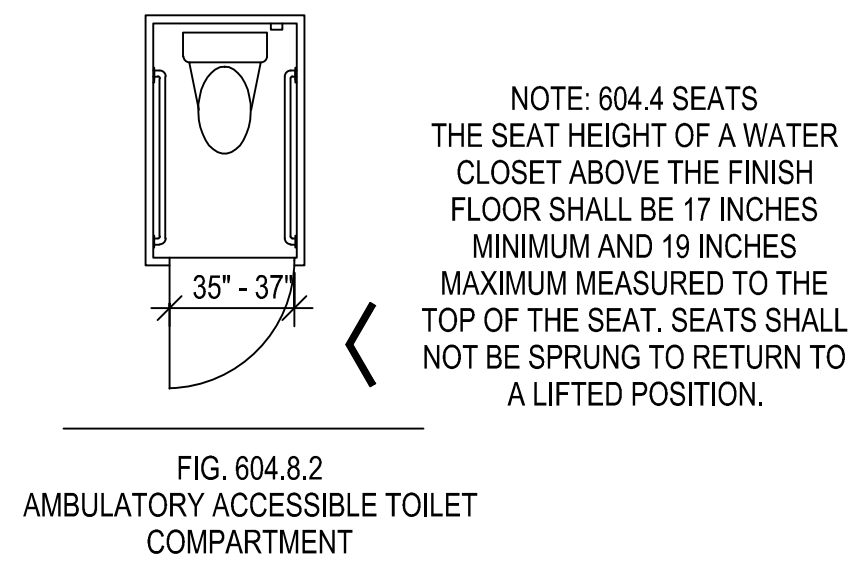


NOTES: 1. SPOUT SHALL BE WITHIN 3" FROM FRONT OF UNIT, FLOW OF WATER SHALL BE MIN. 4" HIGH AND PARALLEL TO FRONT OF UNIT.
2. CONTROLS SHALL BE FRONT-MOUNTED OR SIDE-MOUNTED NEAR THE FRONT. CONTROLS SHALL BE ABLE TO BE OPERATED WITH ONE HAND AND WITH MAX. FORCE OF 5 LBS.



ADVISORY SPECIFICATIONS FOR WATER CLOSETS SERVING CHILDREN AGES 3 THROUGH 12

	AGES 3 & 4	AGES 5 THROUGH 8	AGES 9 THROUGH 12
WATER CLOSET CENTERLINE	12 IN. (305 MM.)	12 TO 15 IN. (305 TO 380 MM.)	15 TO 18 IN. (380 TO 455 MM.)
TOILET SEAT HEIGHT	11 TO 12 IN. (280 TO 305 MM.)	12 TO 15 IN. (305 TO 380 MM.)	15 TO 17 IN. (380 TO 430 MM.)
GRAB BAR HEIGHT	18 TO 20 IN. (280 TO 305 MM.)	20 TO 25 IN. (510 TO 635 MM.)	25 TO 27 IN. (635 TO 685 MM.)
DISPENSER HEIGHT	14 IN. (355 MM.)	14 TO 17 IN. (355 TO 430 MM.)	17 TO 19 IN. (430 TO 485 MM.)



HUITT-ZOLLARS
Huitt-Zollars, Inc. TPBE Reg. No. F-761
10350 Richmond Ave., Suite 300
Houston, Texas 77042-4248
Phone (281) 496-0066 Fax (281) 496-0220

No.	Description	Date
1	ADDENDUM No. 2	10/18/2019

WAYNE JOHNSON COMMUNITY CENTER

ACCESSIBILITY STANDARDS

Project number	R0
Date	09-23-2019
Drawn by	MF
Checked by	RH

G-101

Scale AS NOTED

CADFILE: I:\R0308605.01 - Post Storm Damage Assessment\10 CADD & BIM\10.1 AutoCAD\Wayne Johnson Community Center\101 - ACCESSIBILITY STANDARDS.dwg Plotted: Mon, Oct 21, 2019 @ 1:11 PM By: biljubaja

CADFILE: \\R0308565.01 - Post Storm Damage Assessment\10 CAD & BIM\10.1 AutoCAD\Wayne Johnson Community Center\102 ACCESSIBILITY STANDARDS.dwg Plotted: Mon, Oct 21, 2019 @ 1:11 PM By: bljbojia

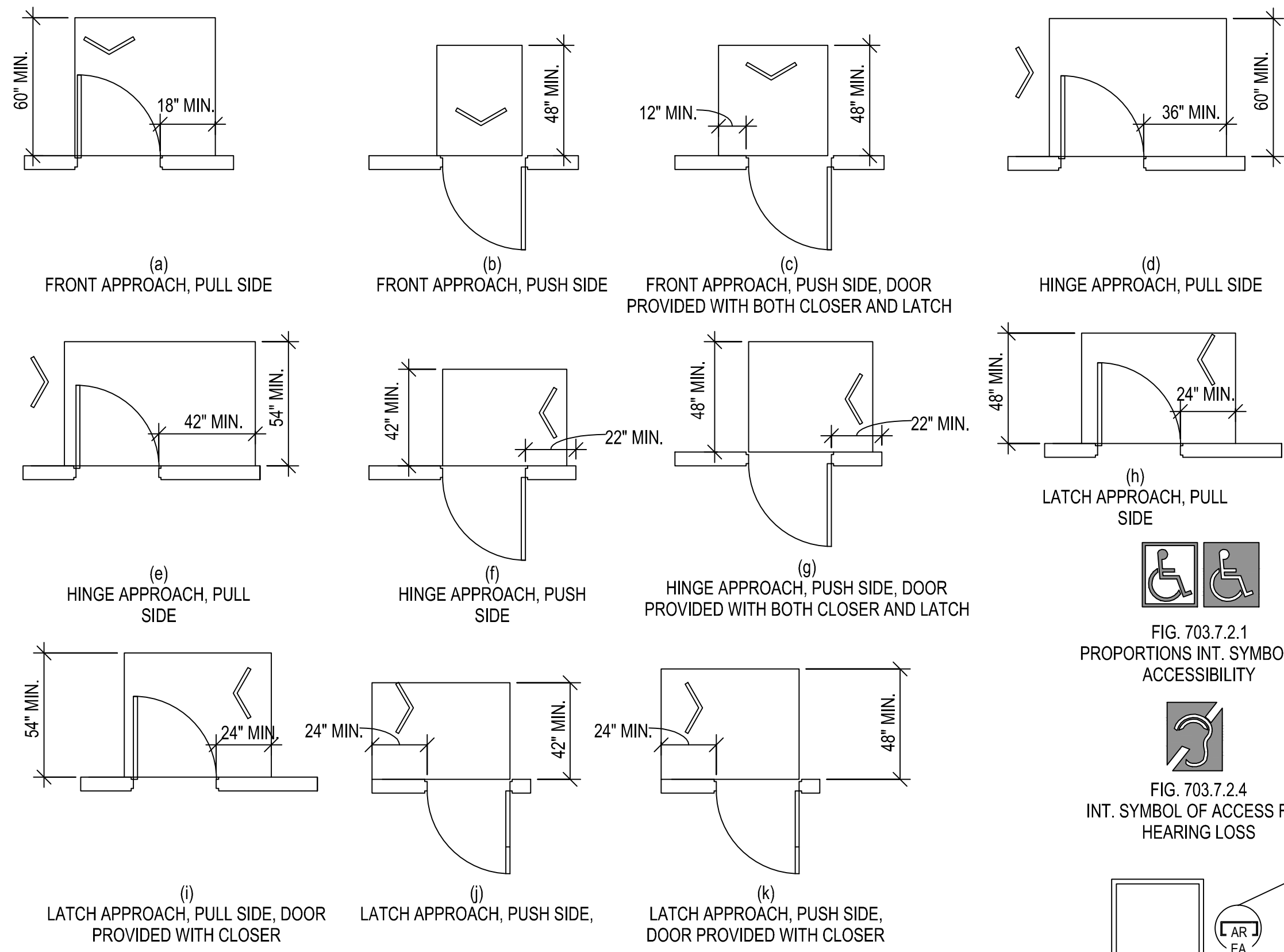


FIG. 404.2.1 MANEUVERING CLEARANCES AT MANUAL SWINGING DOORS AND GATES

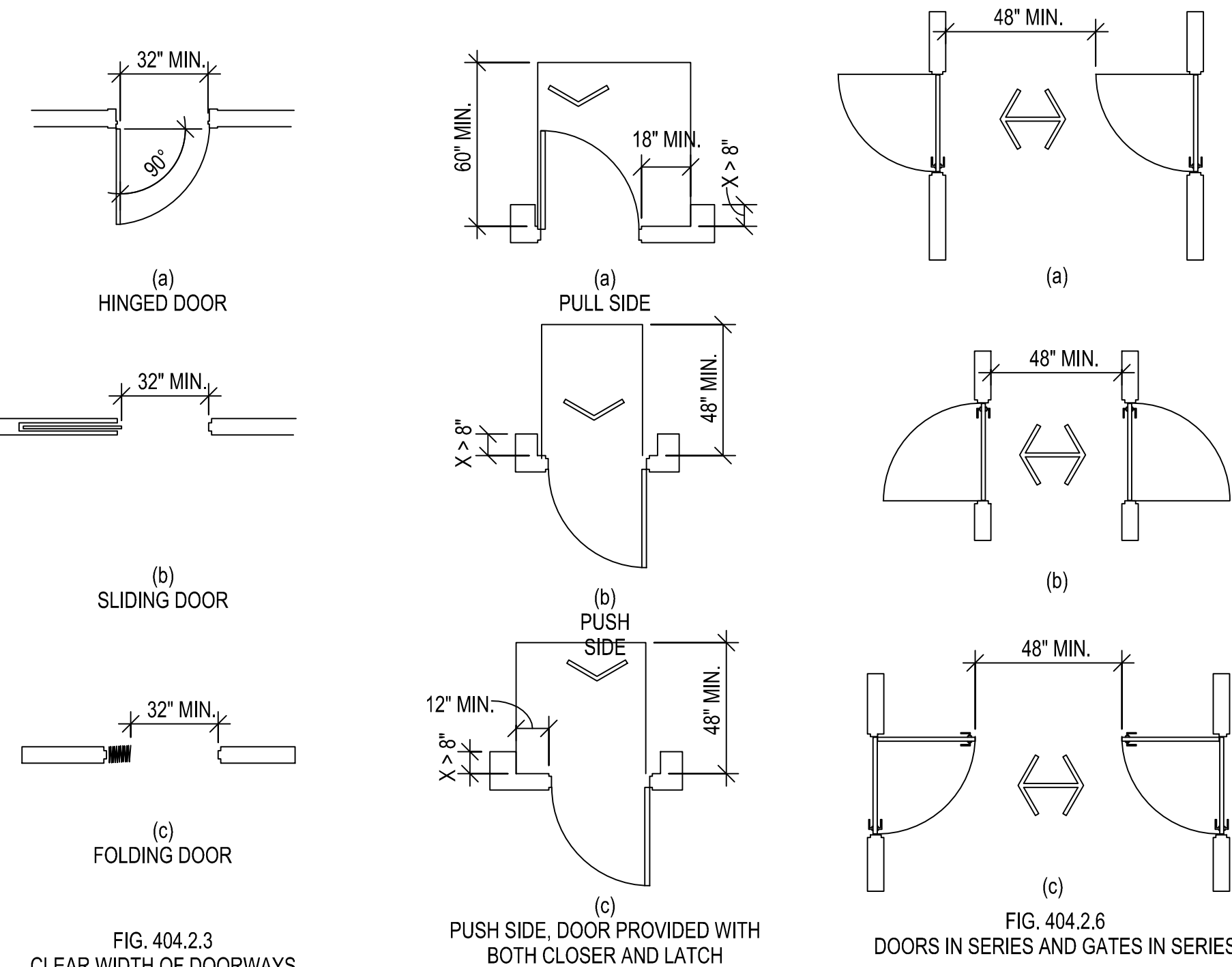


FIG. 404.2.3 CLEAR WIDTH OF DOORWAYS

FIG. 404.2.2 MANEUVERING CLEARANCES AT DOORWAYS WITHOUT DOORS, SLIDING DOORS, GATES, AND FOLDING DOORS

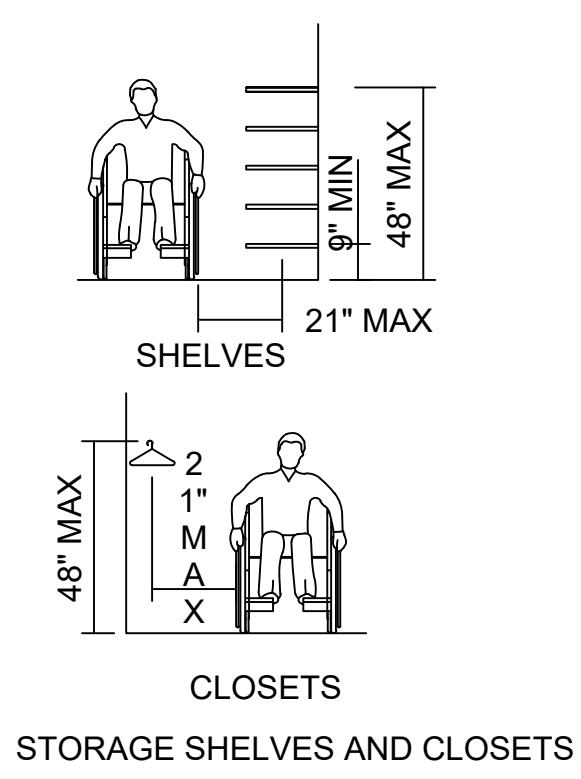


FIG. 703.7.2 STORAGE SHELVES AND CLOSETS

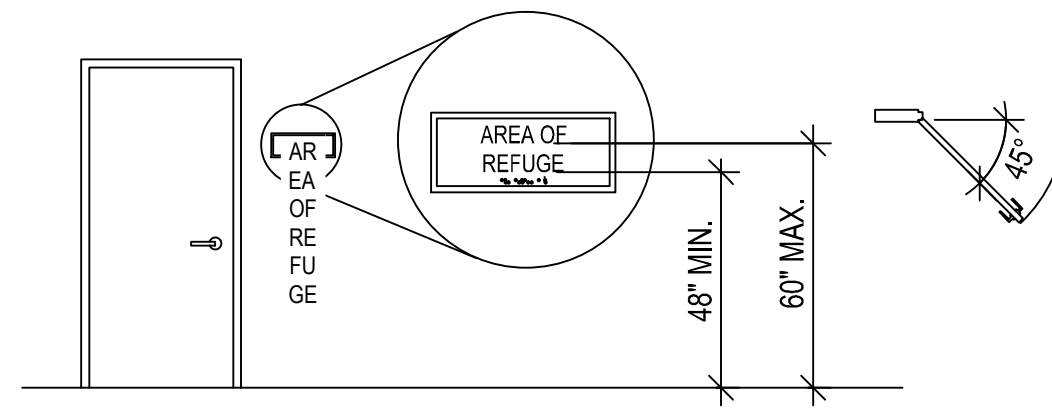
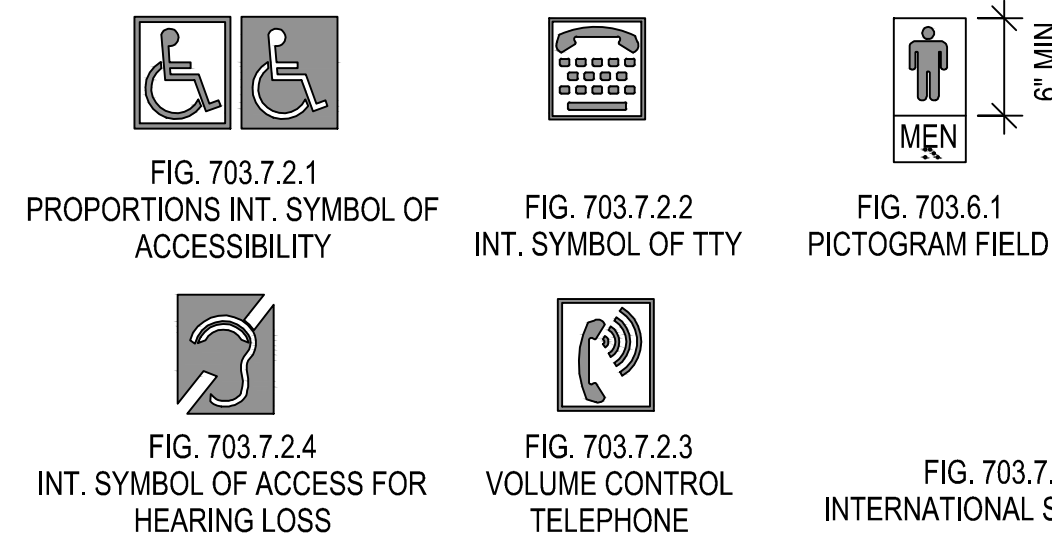


FIG. 703.4.1 HEIGHT OF TACTILE CHARACTERS ABOVE FINISH FLOOR OR GROUND

FIG. 703.4.2 LOCATION OF TACTILE SIGNS AT DOORS

TABLE 703.5.5 VISUAL CHARACTER HEIGHT

HEIGHT TO FINISH FLOOR OR GROUND FROM BASELINE OF CHARACTER	HORIZONTAL VIEWING DISTANCE	MINIMUM CHARACTER HEIGHT
40 IN. (1015MM) TO LESS THAN OR EQUAL TO 70 IN. (1780 MM)	LESS THAN 72 IN. (1830 MM)	5/8 IN. (16 MM)
40 IN. (1015 MM) TO LESS THAN OR EQUAL TO 70 IN. (1780 MM)	72 IN. (1830 MM) AND GREATER	5/8 IN (16 MM), PLUS 1/8 IN. (3.2 MM) PER FOOT (305 MM) OF VIEWING DISTANCE ABOVE 72 IN. (1830 MM)
GREATER THAN 70 IN (1780 MM) TO LESS THAN OR EQUAL TO 120 IN (3050 MM)	LESS THAN 180 IN (4570 MM)	2 IN (51 MM)
GREATER THAN 70 IN. (1780 MM) TO LESS THAN OR EQUAL TO 120 IN (3050 MM)	180 IN. (4560 MM) AND GREATER	2 IN. (51 MM), PLUS 1/8 IN. (3.2 MM) PER FOOT (3-5 MM) OF VIEWING DISTANCE ABOVE 180 IN. (4570 MM)
GREATER THAN 120 IN. (3050 MM)	LESS THAN 21 FEET (6400 MM)	3 IN. (75 MM)
GREATER THAN 120 IN. (3050 MM)	HORIZONTAL VIEWING DISTANCE	3 IN. (75 MM), PLUS 1/8 IN. (3.2 MM) PER FOOT 305 MM) OF VIEWING DISTANCE ABOVE 21 FEET (6400 MM)

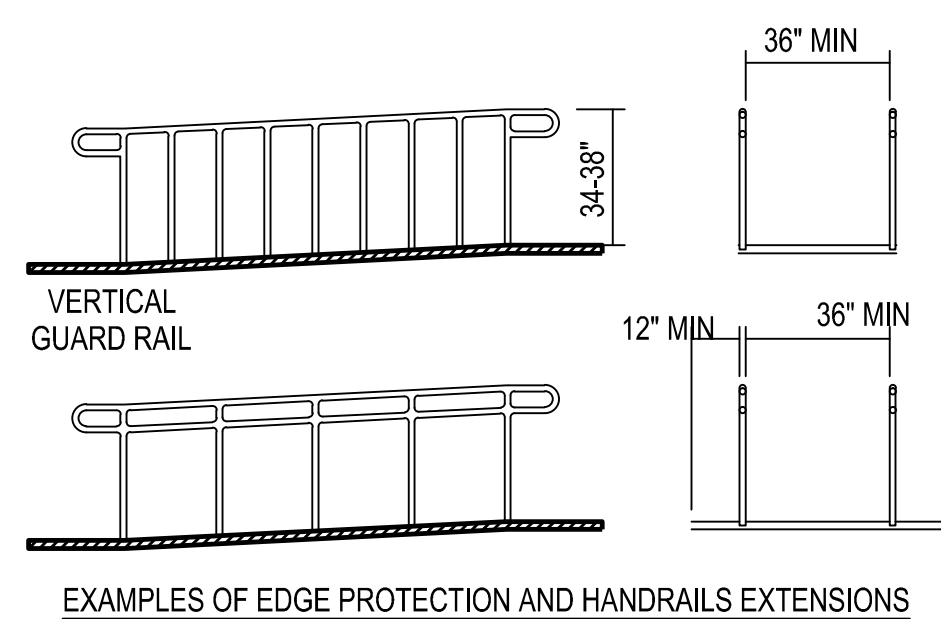


FIG. 303.2 VERTICAL CHANGE IN LEVEL

FIG. 303.3 BEVELED CHANGE IN LEVEL

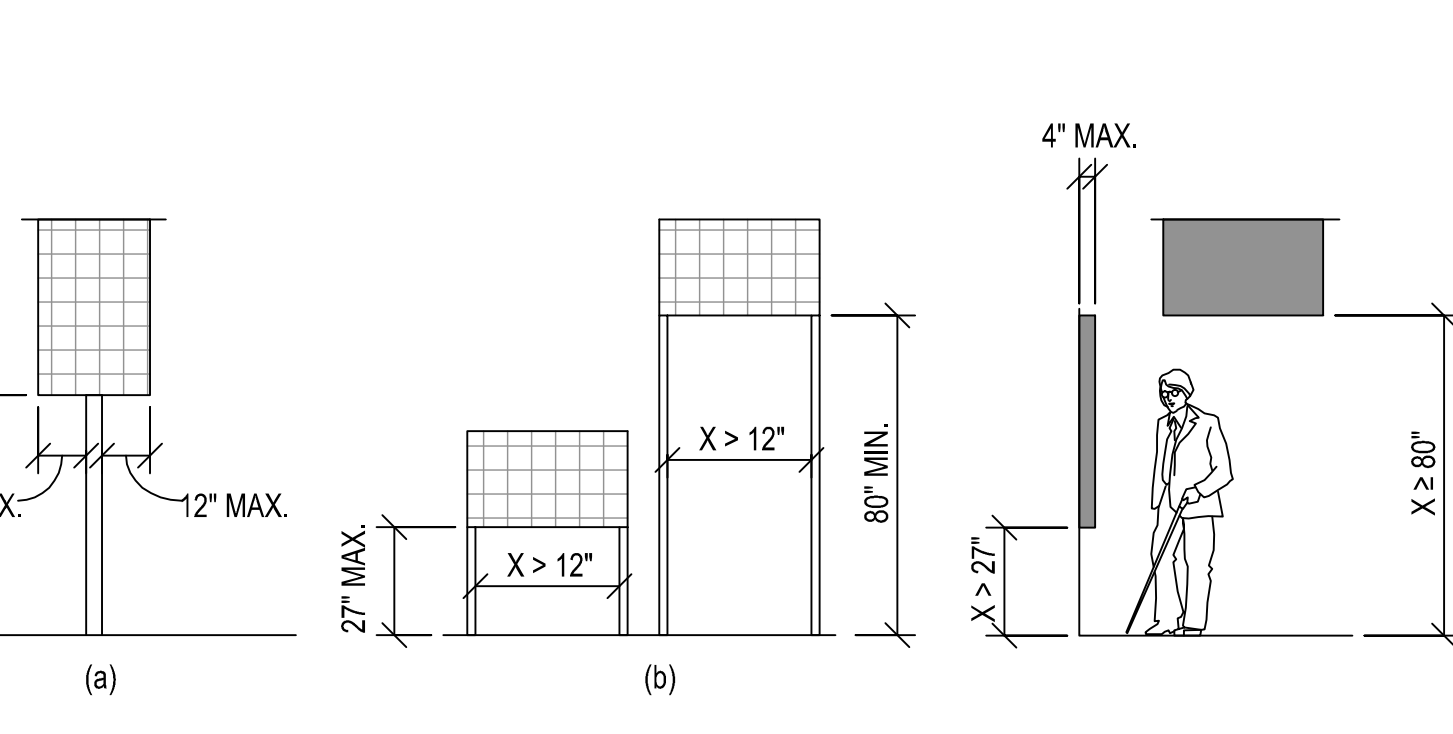


FIG. 307.3 POST-MOUNTED PROTRUDING OBJECTS

FIG. 307.2 LIMITS OF PROTRUDING OBJECTS

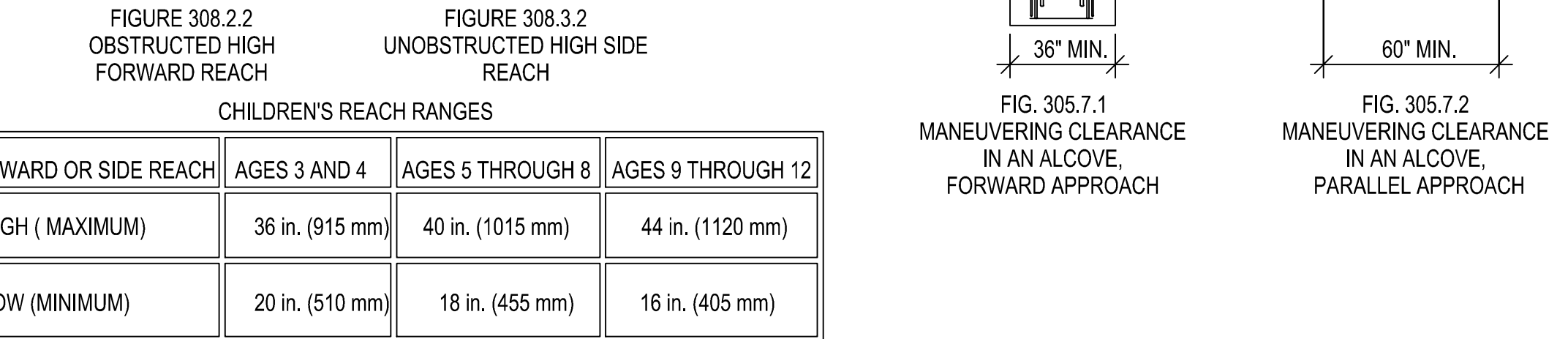
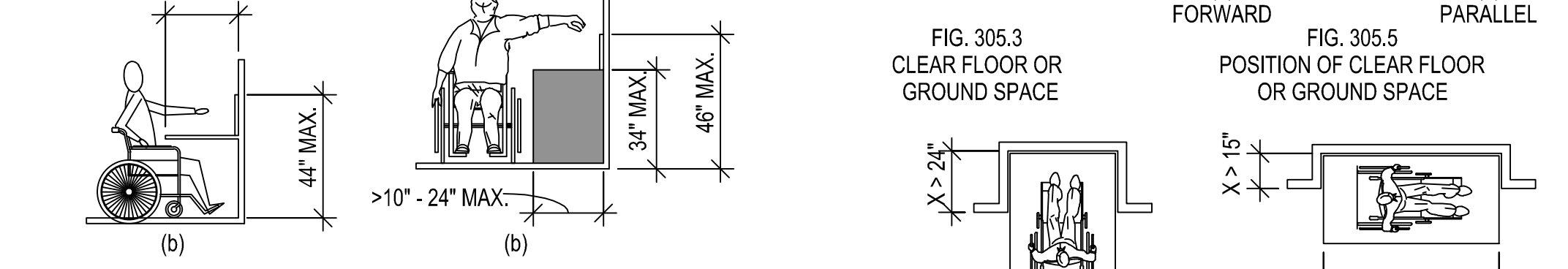
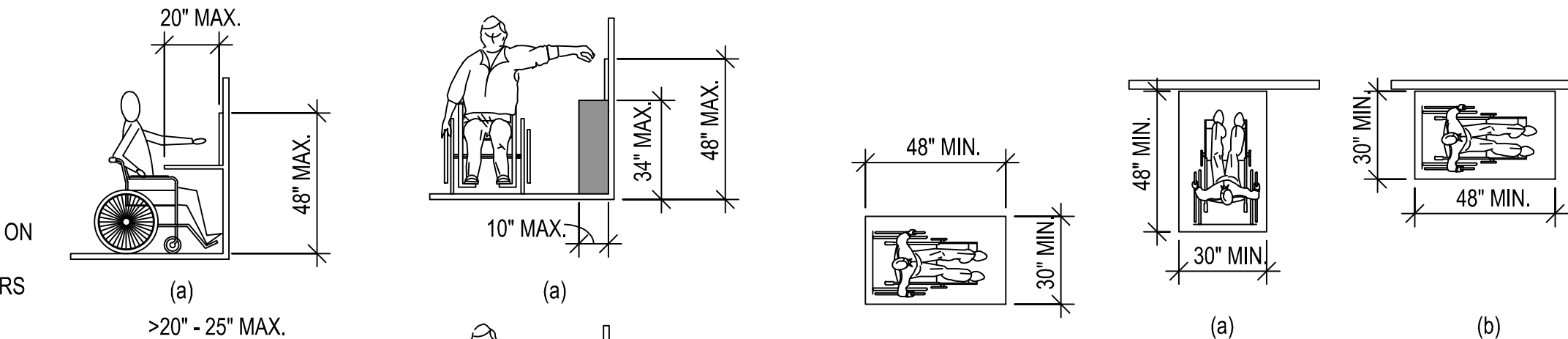
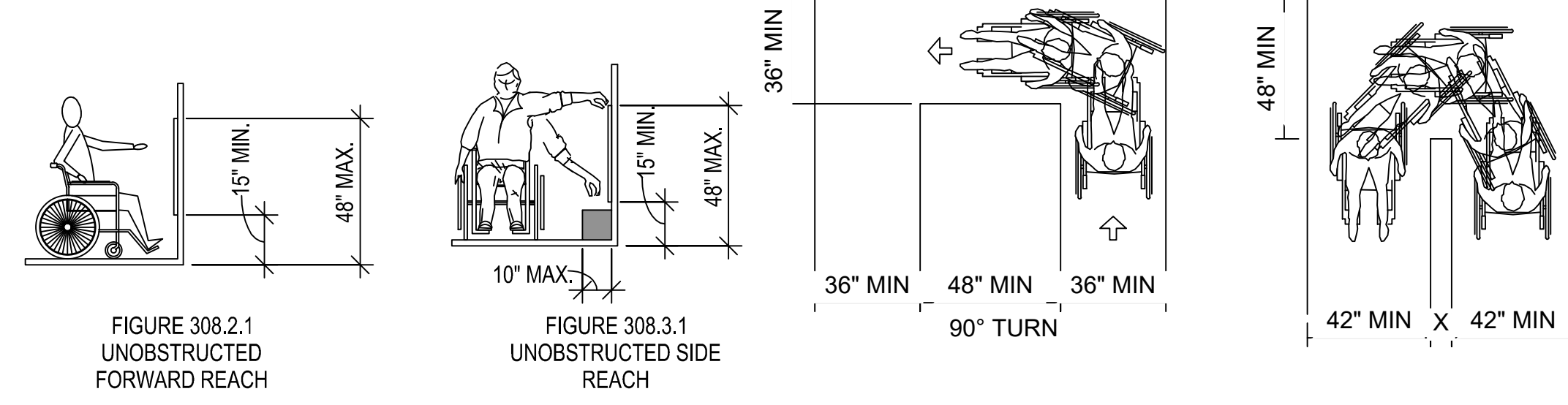


FIG. 305.7.1 MANEUVERING CLEARANCE IN AN ALCOVE, FORWARD APPROACH

FIG. 305.7.2 MANEUVERING CLEARANCE IN AN ALCOVE, PARALLEL APPROACH

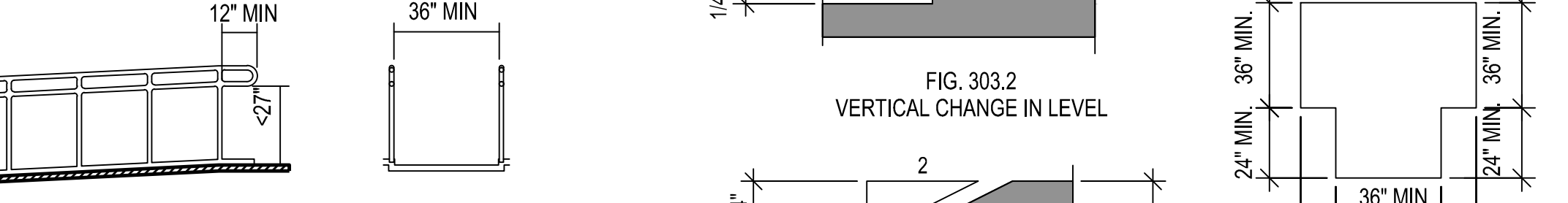


FIG. 303.2 VERTICAL CHANGE IN LEVEL

FIG. 303.3 BEVELED CHANGE IN LEVEL



FIG. 306.3 KNEE CLEARANCE

FIG. 306.2 TOE CLEARANCE

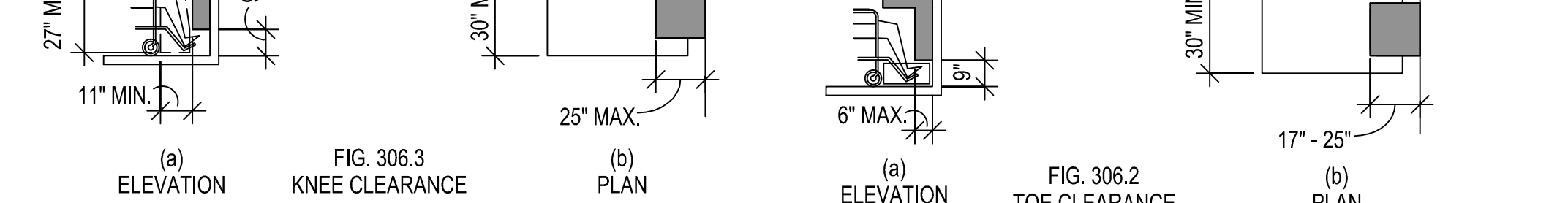


FIG. 306.3 (a) ELEVATION (b) PLAN

FIG. 306.2 (a) ELEVATION (b) PLAN



HUILT-ZOLLARS
 Huilt-Zollars, Inc. TPBE Reg. No. F-761
 10350 Richmond Ave., Suite 300
 Houston, Texas 77042-4248
 Phone (281) 496-0066 Fax (281) 496-0220

No.	Description	Date
1	ADDENDUM No. 2	10/18/2019

WAYNE JOHNSON COMMUNITY CENTER

ACCESSIBILITY STANDARDS

Project number R0
 Date 09-23-2019
 Drawn by MF
 Checked by RH

G-102

Scale AS NOTED

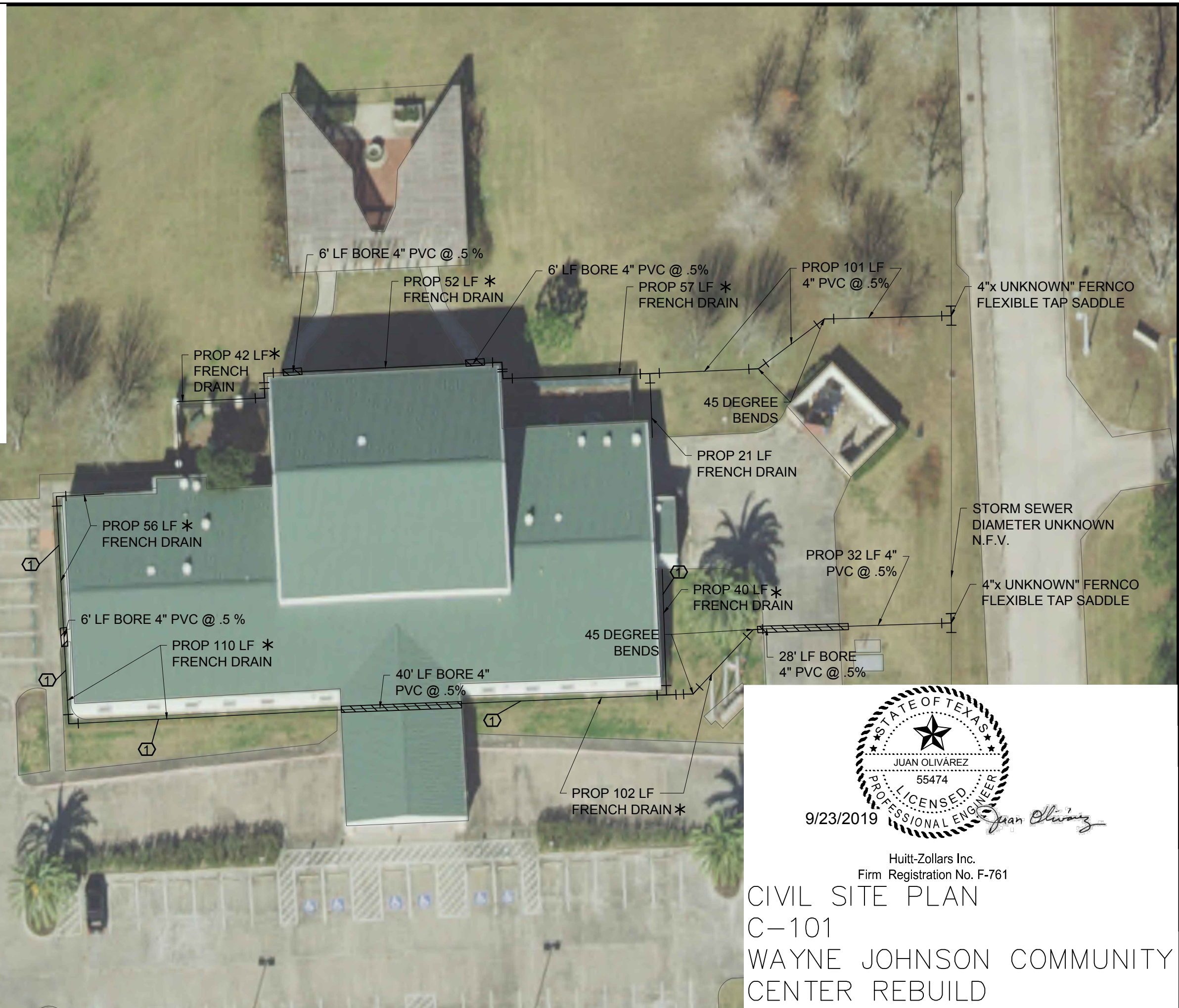
PLAN NOTES

1. SEE SHEET A101 FOR DEMOLITION OF EXISTING SHRUBS.

GENERAL NOTES

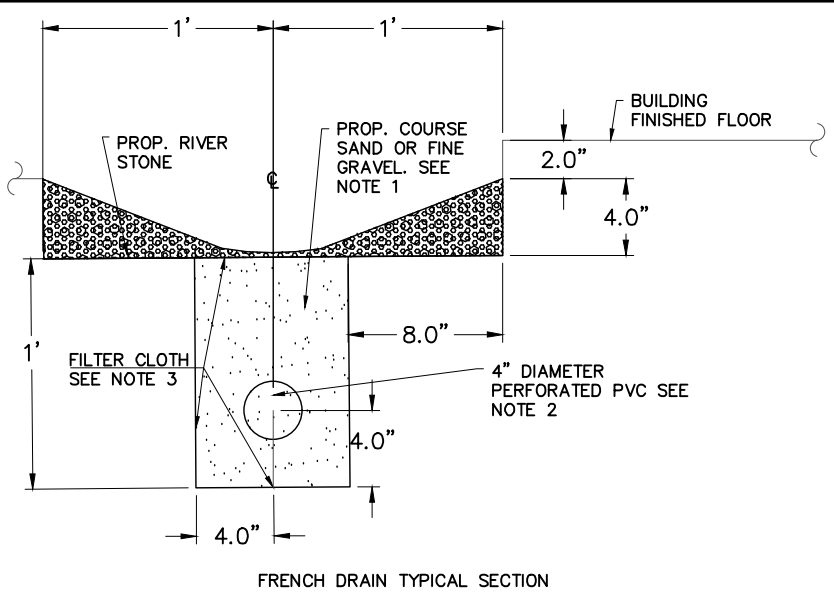
1. CONTRACTOR TO LOCATE ALL UTILITIES INCLUDING EXISTING BURIED CABLES, GAS LINES, IRRIGATION LINES & AT&T CONDUITS BEFORE START OF WORK. CONTRACTOR SHALL NOT USE HEAVY MACHINERY IN AREAS OF EXISTING UTILITIES, USE HAND DIGGING.
2. CONTRACTOR IS RESPONSIBLE FOR PROVIDING ALL BENDS, WYE FITTINGS, CONCENTRIC REDUCERS, TEES, AND ANY OTHER APPURTENANCES NECESSARY TO CONSTRUCT THE PROPOSED TRENCH DRAIN SUBSURFACE DRAINAGE SYSTEM.

* SEE TYPICAL SECTION



STATE OF TEXAS
JUAN OLIVÁREZ
55474
PROFESSIONAL ENGINEER
9/23/2019
Juan Olivarez

Huitt-Zollars Inc.
Firm Registration No. F-761
CIVIL SITE PLAN
C-101
WAYNE JOHNSON COMMUNITY
CENTER REBUILD



FRENCH DRAIN TYPICAL SECTION

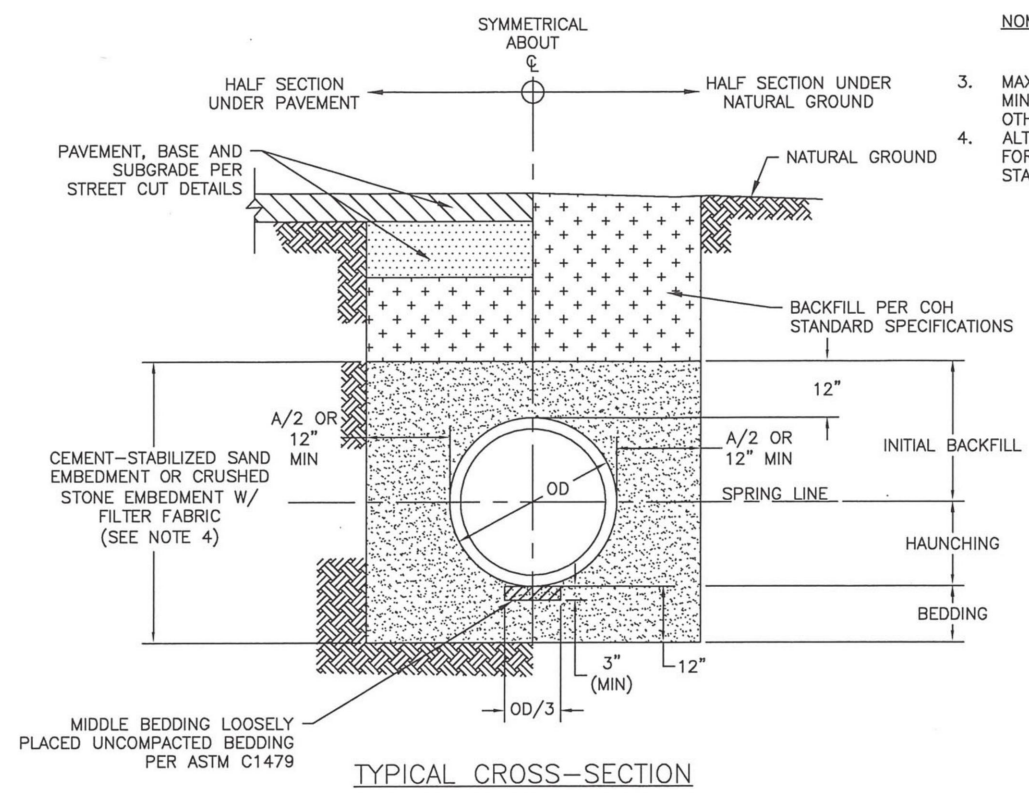
GENERAL NOTES.

1. FILTERING MATERIALS: UNIFORMLY GRADED MIXTURE OF NATURAL OR CRUSHED GRAVEL, OR CRUSHED STONE AND NATURAL SAND CONFORMING TO ASTM C 33, COARSE AGGREGATE SIZE NO. 67, WITH 100% PASSING A 1" SIEVE AND 0% TO 5% PASSING A NO. 8 SIEVE.
2. DRAINAGE PIPE: PROVIDE 4" DIAMETER PVC SDR-35 PLASTIC PIPE COMPLYING WITH ASTM D 3034, TYPE PSM IMPERFORATED WITH 0.125" WIDE SLOTS SPACED UNIFORMLY AROUND DRAINAGE PIPE TO PROVIDE A MINIMUM 10% OPEN AREA, BASED ON THE SURFACE AREA OF THE PIPE OR "ADVANEDGE" PIPE WITH PROTECTIVE WRAP AND SUBDRAINAGE PIPE FITTING PRODUCED BY ADVANCED DRAINAGE SYSTEM, INC.
3. GEOTEXTILE FILTER FABRIC : MIRAFL 140NS OR EQUIVALENT ACCEPTED BY ENGINEER. EXCAVATION AND FILTER FABRIC: PERFORM EXCAVATION WORK TO LINES AND GRADES. LAY SINGLE LAYER OF GEOTEXTILE FILTER FABRIC IN THE COMPLETED EXCAVATION, LAPPING SIDE LAPS AND END LAPS A MINIMUM OF 8 IN. AND EXTENDING PERIMETER OF GEOTEXTILE FILTER FABRIC UP AND OUT OF EXCAVATION AND A MINIMUM OF 2 FEET ONTO GROUND SURFACE.

02317-03

NOTES:

1. THIS DETAIL MAY BE USED ONLY FOR DRY STABLE TRENCH CONDITIONS PER COH STANDARD. SEE COH STANDARD SPECIFICATION FOR REQUIREMENTS IN OTHER CONDITIONS.
 2. MIN. TRENCH WIDTH SHALL BE PIPE OD PLUS AN ALLOWANCE "A" FOR THE NOMINAL PIPE SIZE:
- | NOMINAL PIPE SIZE | "A" |
|-------------------|-----|
| 18" TO 30" | 24" |
| OVER 30" | 36" |
3. MAX. TRENCH WIDTH SHALL BE NOT GREATER THAN MIN. TRENCH WIDTH PLUS 24 INCHES, UNLESS OTHERWISE NOTED.
 4. ALTERNATIVE EMBEDMENT BACKFILL MATERIALS FOR FORCE MAINS MAY BE ALLOWED. SEE COH STANDARD SPECIFICATIONS.



TYPICAL CROSS-SECTION

SANITARY OR STORM SEWER BEDDING AND BACKFILL FOR DRY STABLE TRENCH
NTS




9/23/2019

Juan Olivarez

Huitt-Zollars Inc.
Firm Registration No. F-761

CIVIL DETAILS
C-102
WAYNE JOHNSON COMMUNITY
CENTER REBUILD



6.30.20
 Huitt-Zollars Inc.
 Firm Registration No. F-761

HUITT-ZOLLARS

Huitt-Zollars, Inc. TPBE Reg. No. F-761
 10350 Richmond Ave., Suite 300
 Houston, Texas 77042-4248
 Phone (281) 496-0066 Fax (281) 496-0220

No.	Description	Date
1	ISSUED FOR BID	9/23/2019
2	ADDENDUM No. 2	10/18/2019

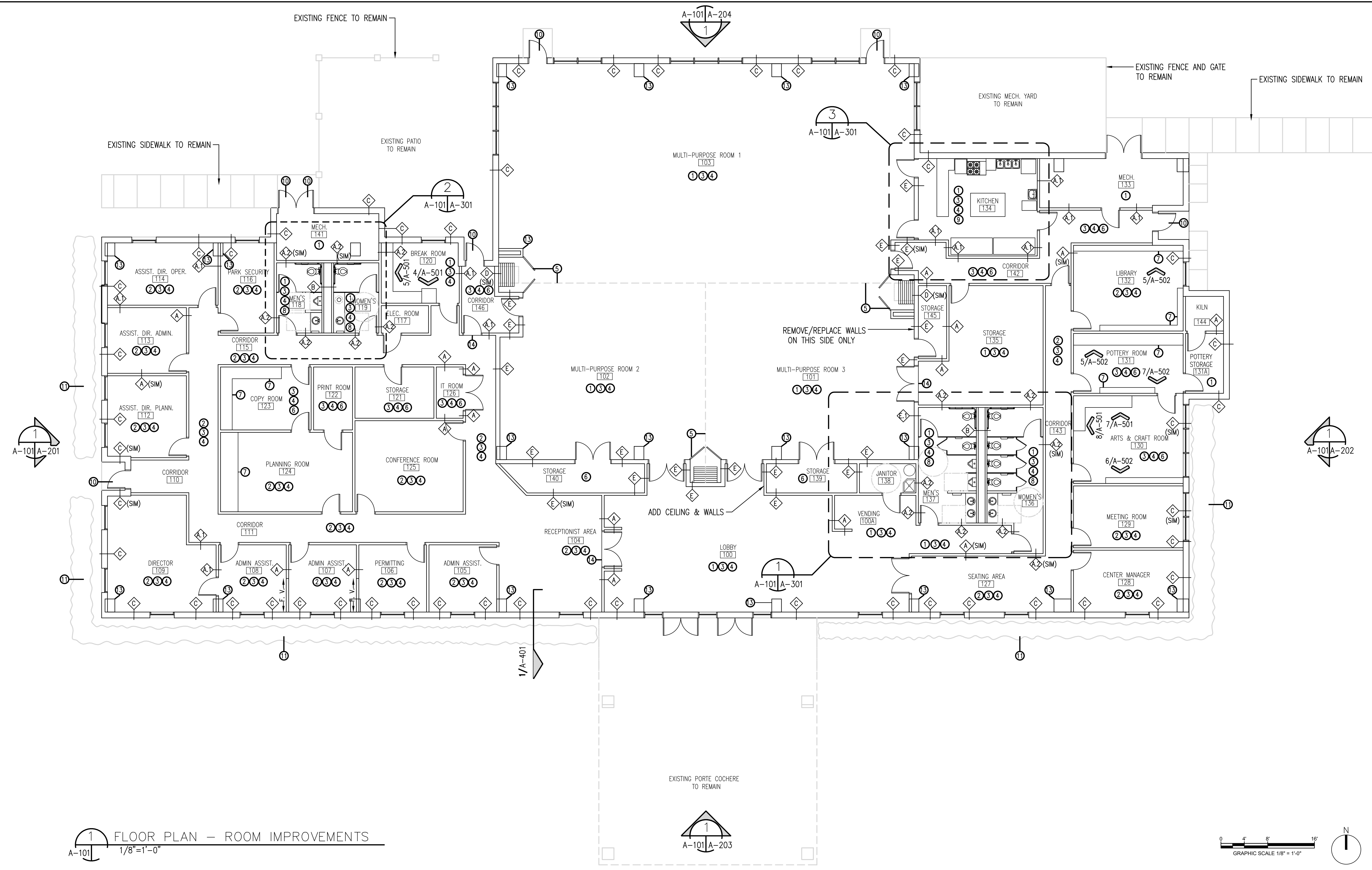
WAYNE JOHNSON COMMUNITY CENTER

FLOOR PLAN ROOM IMPROVEMENTS

Project number	R0
Date	09-23-2019
Drawn by	MF
Checked by	RH

A-101

Scale AS NOTED



1 FLOOR PLAN - ROOM IMPROVEMENTS
 1/8" = 1'-0"


- NOTES:**
- ① EXISTING FLOORING TO REMAIN
 - ② INSTALL NEW CARPETING AND 4" RUBBER BASE
 - ③ REMOVE EXISTING CEILING SYSTEM, LIGHTS AND HVAC DIFFUSERS
 - ④ INSTALL NEW 2'X2' ACOUSTICAL CEILING, LIGHTS AND HVAC DIFFUSERS
 - ⑤ REMOVE EXISTING PANEL BI-FOLD DOORS AND POCKET DOORS, INSTALL NEW PANEL BI-FOLD DOORS AND POCKET DOORS
 - ⑥ INSTALL NEW VCT FLOORING AND 4" RUBBER BASE
 - ⑦ EXISTING MILLWORK TO REMAIN
 - ⑧ RE: ENLARGED TOILET ROOM PLANS FOR ADDITIONAL NOTES
 - ⑨ RE: ENLARGED KITCHEN PLAN FOR ADDITIONAL NOTES
 - ⑩ PAINT EXISTING DOOR EXTERIOR AND INTERIOR FACES/EDGES AND FRAMES
 - ⑪ REMOVE ALL SHRUBS AGAINST BUILDING
 - ⑫ REMOVE: DOOR, FRAME & WALL FRAMING.
 - ⑬ 5/8" TYPE "X" MMR ON EXISTING METAL FRAMING AROUND EXISTING COLUMN.
 - ⑭ NEW RUBBER TRANSITION STRIP, COLOR TO MATCH EXISTING V.C.T.

- SPECIAL NOTES:**
1. REFER TO SUMMARY OF WORK, SECTION 011000 FOR DETAILED DESCRIPTION OF DEMOLITION AND NEW CONSTRUCTION WORK FOR EACH AREA SHOWN ON THIS DRAWING.
 2. RE: DWGS FOR REMOVAL OF EXISTING WINDOWS AND DOORS AND INSTALLATION OF NEW WINDOWS AND DOORS.
 3. RE: DWG A-102 FOR NEW GYPSUM BOARD INSTALLATIONS.
 4. PAINT ALL EXISTING GYPSUM BOARDS THAT REMAIN IN THE ENTIRE BUILDING.

CADFILE: I:\R3085866.01 - Post Storm Damage Assessment\10_CADD & BIM\10.1_AutoCAD\Wayne Johnson Community Center\A101 FLOOR PLAN.dwg Plotted: Mon, Oct 21, 2019 @ 12:35 PM By: bjlubaja



6.30.20



10.18.2019
Huitt-Zollars Inc.
Firm Registration No. F-761

HUITT-ZOLLARS

Huitt-Zollars, Inc. TPBE Reg. No. F-761
10350 Richmond Ave., Suite 300
Houston, Texas 77042-4248
Phone (281) 496-0066 Fax (281) 496-0220

No.	Description	Date
1	ISSUED FOR BID	9/23/2019
2	ADDENDUM No. 2	10/18/2019

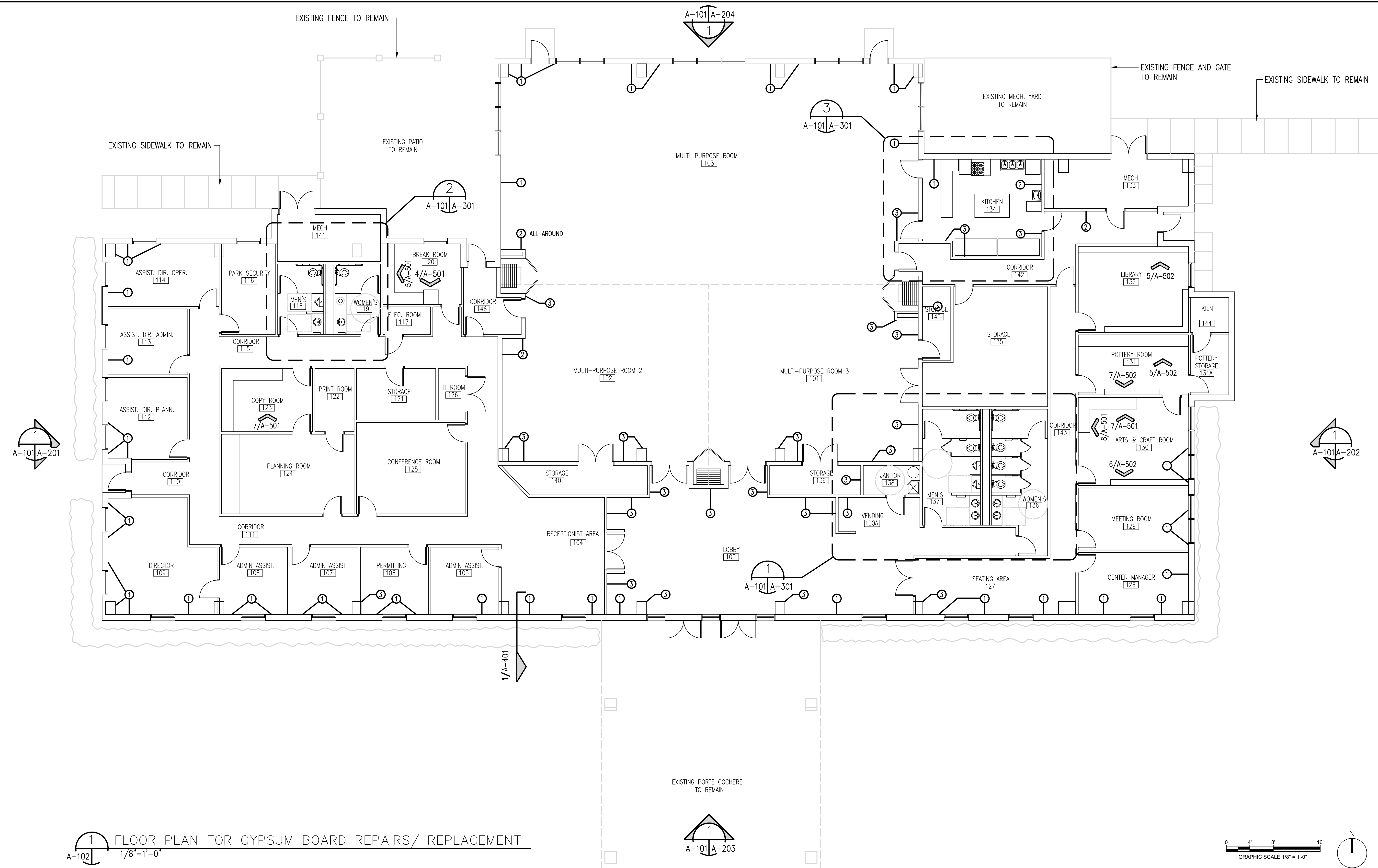
WAYNE JOHNSON COMMUNITY CENTER

FLOOR PLAN FOR GYPSUM BOARD REPAIRS/ REPLACEMENT

Project number	RO
Date	09-23-2019
Drawn by	MF
Checked by	RH

A-102

Scale AS NOTED

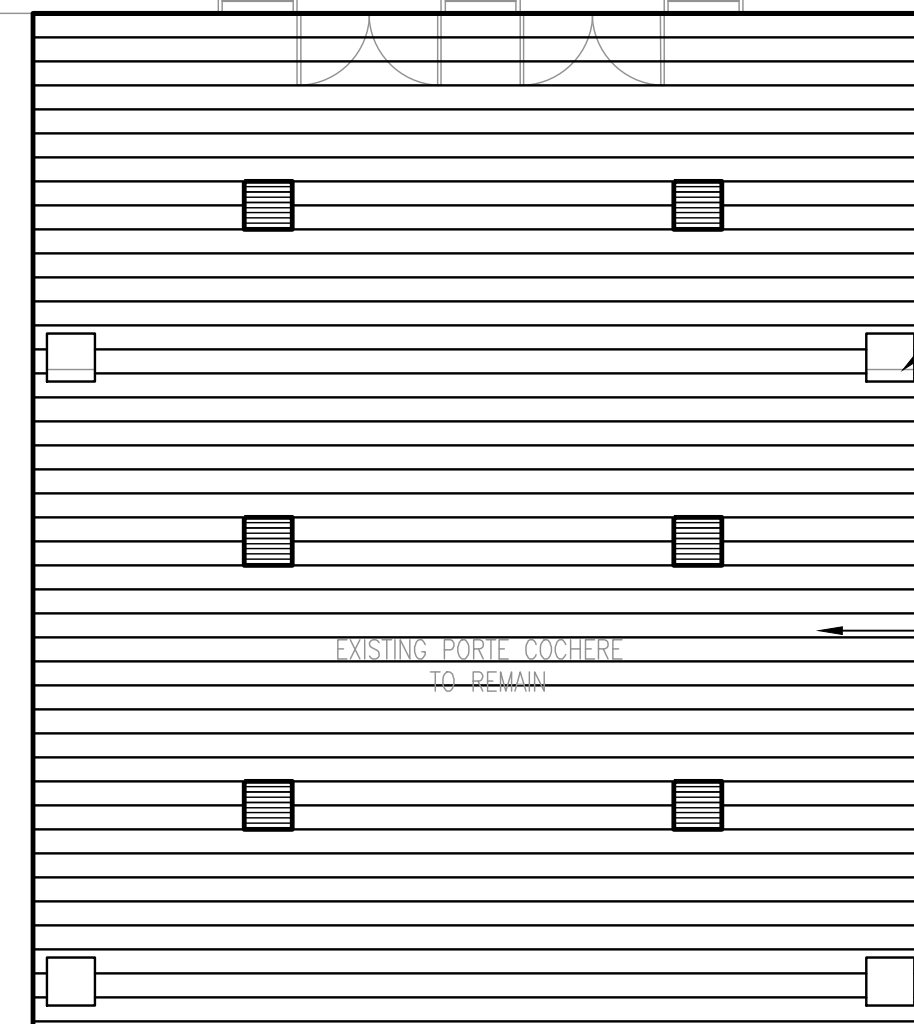
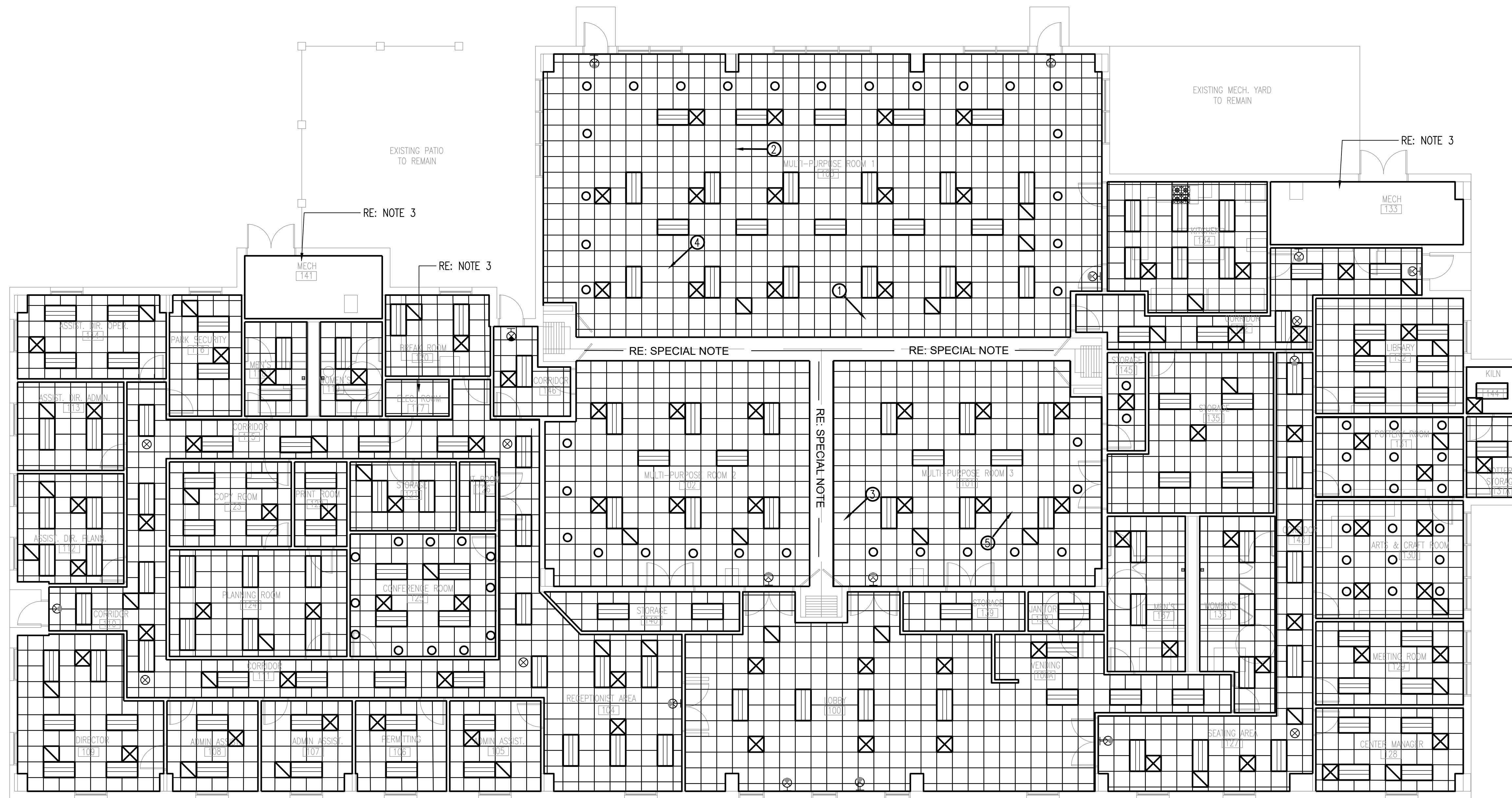


1 FLOOR PLAN FOR GYPSUM BOARD REPAIRS/ REPLACEMENT
A-102 1/8"=1'-0"

- GYPSUM BOARD INSTALLATION NOTES:**
- INSTALL SPRAYED-IN FOAM INSULATION BETWEEN EXISTING METAL FRAMING. INSTALL NEW 5/8" TYPE "X" MMR GYPSUM BOARD FULL HEIGHT OF WALL.
 - INSTALL NEW 5/8" TYPE "X" MMR GYPSUM BOARD FULL HEIGHT OF METAL FRAMING.
 - INSTALL NEW 5/8" TYPE "X" MMR GYPSUM BOARD ON EACH SIDE OF EXISTING METAL FRAMING, FULL HEIGHT OF METAL FRAMING.
 - RE: FINISH SCHEDULE FOR ADDITIONAL WORK AND SHEET A-101.

- SPECIAL NOTES:**
- REFER TO SUMMARY OF WORK, SECTION 011000 FOR DETAILED DESCRIPTION OF DEMOLITION AND NEW CONSTRUCTION WORK FOR EACH AREA SHOWN ON THIS DRAWING.
 - RE: DWGS FOR REMOVAL OF EXISTING WINDOWS AND DOORS AND INSTALLATION OF NEW WINDOWS AND DOORS.
 - RE: DWG A-102 FOR NEW GYPSUM BOARD INSTALLATIONS.

CADFILE: I:\R308586.01 - Post Storm Damage Assessment\10_CADD & BIM\10_1_AutoCAD\Wayne Johnson Community Center\A102 FLOOR PLAN FOR GYP BD REPAIRS.dwg Plotted: Mon, Oct 21, 2019 @ 12:36 PM By: bljubaja



1 REFLECTED CEILING PLAN
A-121 1/8"=1'-0"

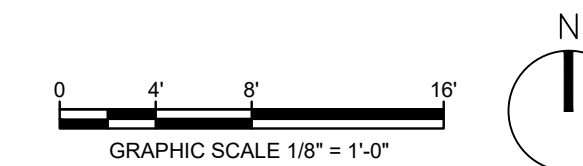


PHOTO 2



PHOTO 3




PHOTO 4



PHOTO 5

- 2x2 ACOUSTIC LAY-IN CEILING
- 2'x4' LED LIGHT FIXTURES
- 2'x2' EXTERIOR LED FIXTURES, SURFACE MOUNT
- RECESSED "LED" LIGHT FIXTURES
- LED "EXIT" SIGN (WALL MOUNT)
- LED "EXIT" SIGN (CEILING MOUNT.)
- SUPPLY AIR DIFFUSER
- RETURN AIR DIFFUSER

SPECIAL NOTES

1. REMOVE ALL EXISTING GYPSUM BOARD AROUND BI-FOLD DOORS TRACK FURRDOWNS AND INSTALL NEW 5/8" TYPE "X" MMR GYPSUM BOARD ON ALL EXISTING METAL FRAMING PRINT WITH PRIMER AND 2 FINISH COATS OF PAINT.
 2. PHOTOS ARE EXISTING CONDITIONS, FOR REFERENCE ONLY.
 3. USE EXISTING LIGHT FIXTURES IN MECH. ROOM
- PHOTO REFERENCE SHOWING APPROXIMATE LOCATION OF CAMERA & DIRECTION OF VIEW.
- NEW EXHAUST FAN CONNECT TO EXT. ELEC. & DUCT



HUITT-ZOLLARS

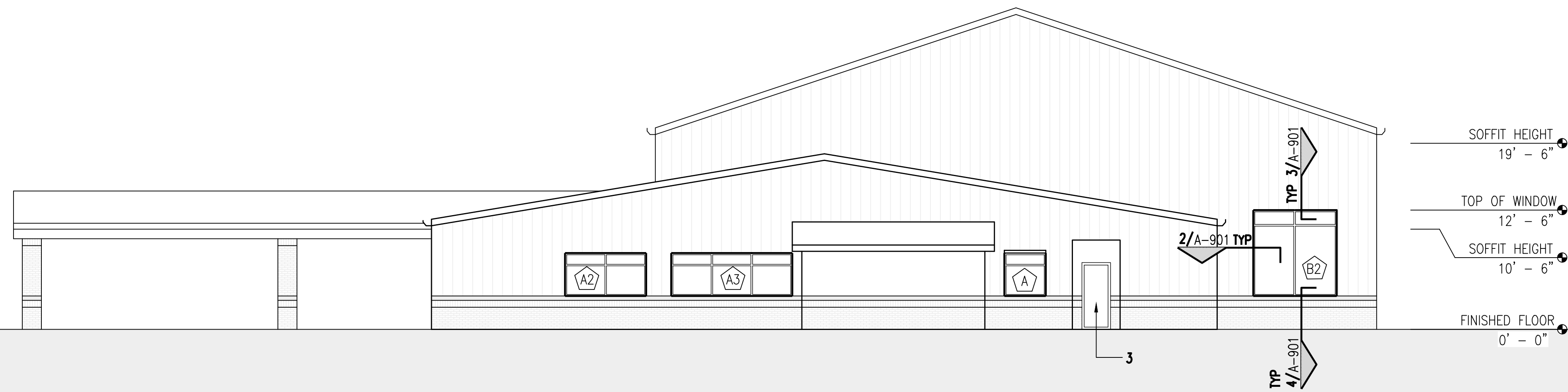
Huitt-Zollars, Inc. TPBE Reg. No. F-761
10350 Richmond Ave., Suite 300
Houston, Texas 77042-4248
Phone (281) 498-0066 Fax (281) 498-0220

No.	Description	Date
1	ISSUED FOR BID	9/23/2019
2	ADDENDUM No. 2	10/18/2019

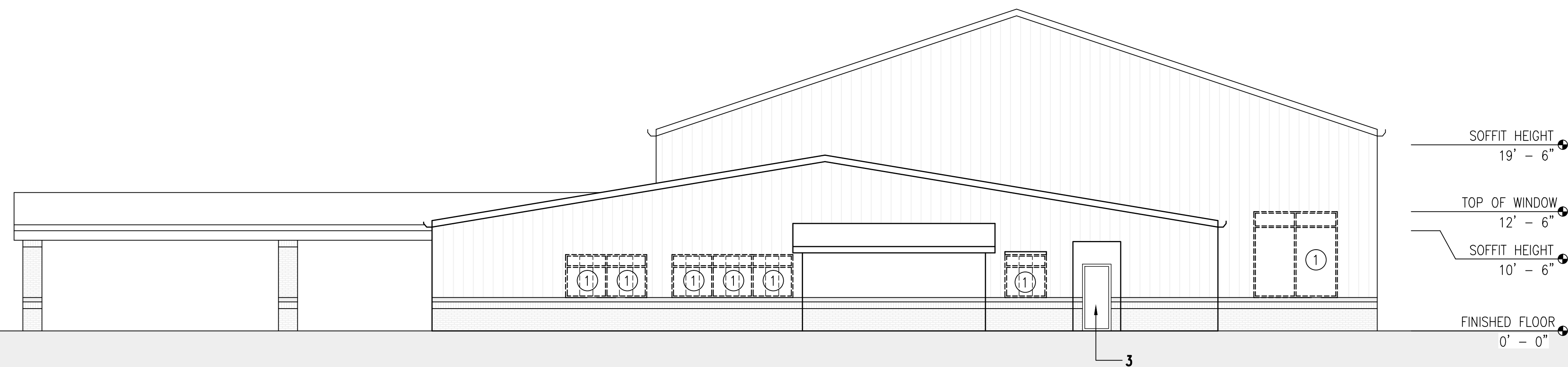
WAYNE JOHNSON COMMUNITY CENTER

REFLECTED CEILING PLAN

Project number	R0
Date	09-23-2019
Drawn by	MF
Checked by	RH
A-121	
Scale	AS NOTED




1 EAST ELEVATION - NEW CONSTRUCTION
A-201 | A-101 1/8"=1'-0"



2 EAST ELEVATION - DEMOLITION
A-201 | A-101 1/8"=1'-0"

NOTES:

- 1- REMOVE EXISTING WINDOWS. DO NOT DAMAGE EXISTING FLASHING, TRIM, METAL PANELS OR BRICKS.
- 2- DO NOT REMOVE WINDOWS UNTIL NEW WINDOWS ARRIVE ON SITE. REMOVE A WINDOW AND INSTALL IT'S REPLACEMENT IMMEDIATELY.
- 3- EXISTING DOOR TO REMAIN. REPAINT EXTERIOR AND INTERIOR FACES AND EDGES.



HUITT-ZOLLARS

Huitt-Zollars, Inc. TPBE Reg. No. F-761
10350 Richmond Ave., Suite 300
Houston, Texas 77042-4248
Phone (281) 496-0066 Fax (281) 496-0220

No.	Description	Date
1	ISSUED FOR BID	9/23/2019
2	ADDENDUM No. 2	10/18/2019

**WAYNE JOHNSON
COMMUNITY CENTER**

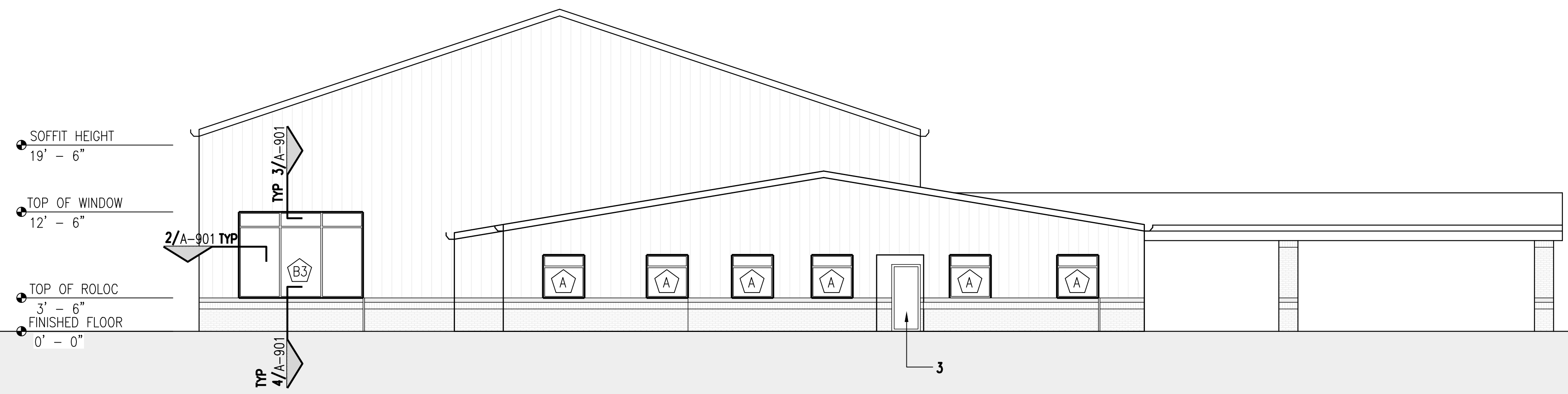
EAST ELEVATION

Project number	R0
Date	09-23-2019
Drawn by	MF
Checked by	RH

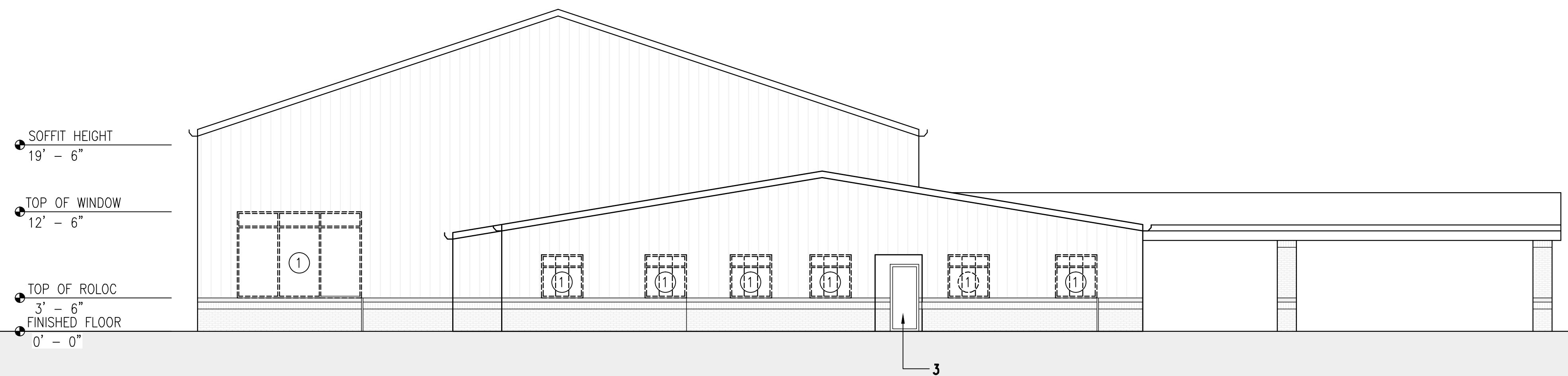
A-201

Scale AS NOTED

CADFILE: I:\R308586.01 - Post Storm Damage Assessment\10_CADD & BIM\10_1_AutoCAD\Wayne Johnson Community Center\A201 EAST ELEVATION.dwg Plotted: Mon, Oct. 21, 2019 @ 12:40 PM By: bjjubaja



1 WEST ELEVATION - NEW CONSTRUCTION
A-202 | A-101 1/8" = 1'-0"




2 WEST ELEVATION - DEMOLITION
A-202 | A-101 1/8" = 1'-0"

NOTES:

- 1- REMOVE EXISTING WINDOWS. DO NOT DAMAGE EXISTING FLASHING, TRIM, METAL PANELS OR BRICKS.
- 2- DO NOT REMOVE WINDOWS UNTIL NEW WINDOWS ARRIVE ON SITE. REMOVE A WINDOW AND INSTALL IT'S REPLACEMENT IMMEDIATELY.
- 3- EXISTING DOOR TO REMAIN. REPAINT EXTERIOR AND INTERIOR FACES AND EDGES.

6.30.20



10.18.2019

Huitt-Zollars Inc.
Firm Registration No. F-761

HUITT-ZOLLARS

Huitt-Zollars, Inc. TPBE Reg. No. F-761
10350 Richmond Ave., Suite 300
Houston, Texas 77042-4248
Phone (281) 496-0066 Fax (281) 496-0220

No.	Description	Date
1	ISSUED FOR BID	9/23/2019
2	ADDENDUM No. 2	10/18/2019

**WAYNE JOHNSON
COMMUNITY CENTER**

WEST ELEVATION

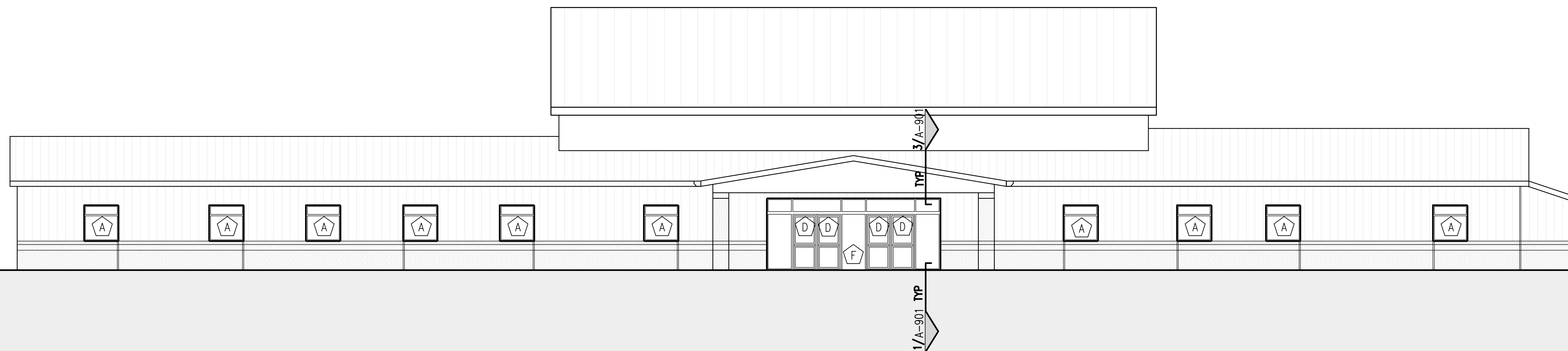
Project number	R0
Date	09-23-2019
Drawn by	MF
Checked by	RH

A-202

Scale AS NOTED

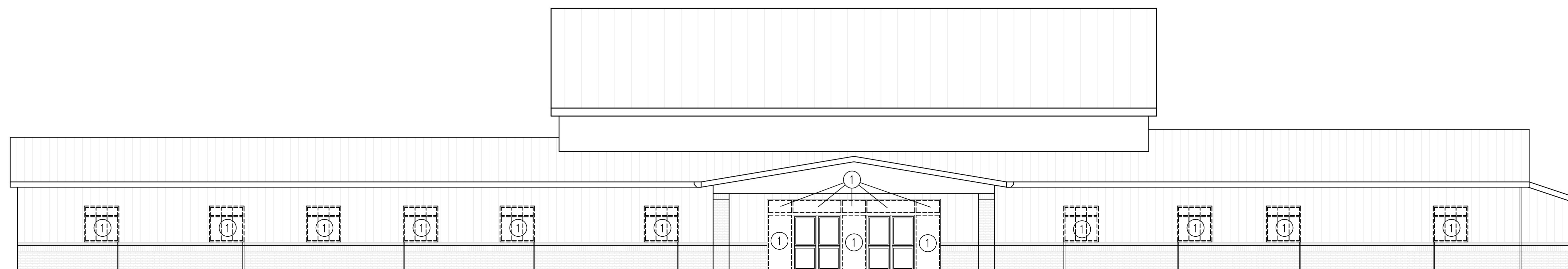


- SOFFIT HEIGHT
10' - 6"
- PORTICO SOFFIT
9' - 6"
- TOP OF WINDOW
8' - 0"
- TOP OF ROLOC
3' - 6"
- FINISHED FLOOR
0' - 0"



1 SOUTH ELEVATION - NEW CONSTRUCTION
A-203 | A-101 1/8"=1'-0"


- SOFFIT HEIGHT
10' - 6"
- PORTICO SOFFIT
9' - 6"
- TOP OF WINDOW
8' - 0"
- TOP OF ROLOC
3' - 6"
- FINISHED FLOOR
0' - 0"



2 SOUTH ELEVATION - DEMOLITION
A-203 | A-101 1/8"=1'-0"

NOTES:

- 1- REMOVE WINDOWS/DOORS. DO NOT DAMAGE EXISTING FLASHING, TRIM, METAL PANELS OR BRICKS.
- 2- DO NOT REMOVE WINDOWS UNTIL NEW WINDOWS ARRIVE ON SITE. REMOVE A WINDOW AND INSTALL IT'S REPLACEMENT IMMEDIATELY.



10.18.2019
Huitt-Zollars Inc.
Firm Registration No. F-761

HUITT-ZOLLARS

Huitt-Zollars, Inc. TPBE Reg. No. F-761
10350 Richmond Ave., Suite 300
Houston, Texas 77042-4248
Phone (281) 496-0066 Fax (281) 496-0220

No.	Description	Date
1	ISSUED FOR BID	9/23/2019
2	ADDENDUM No. 2	10/18/2019

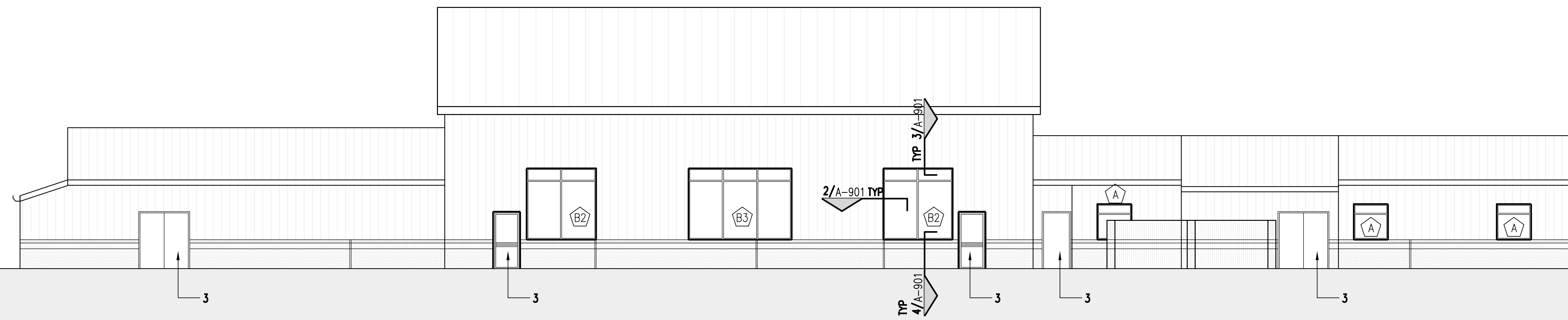
**WAYNE JOHNSON
COMMUNITY CENTER**

SOUTH ELEVATION

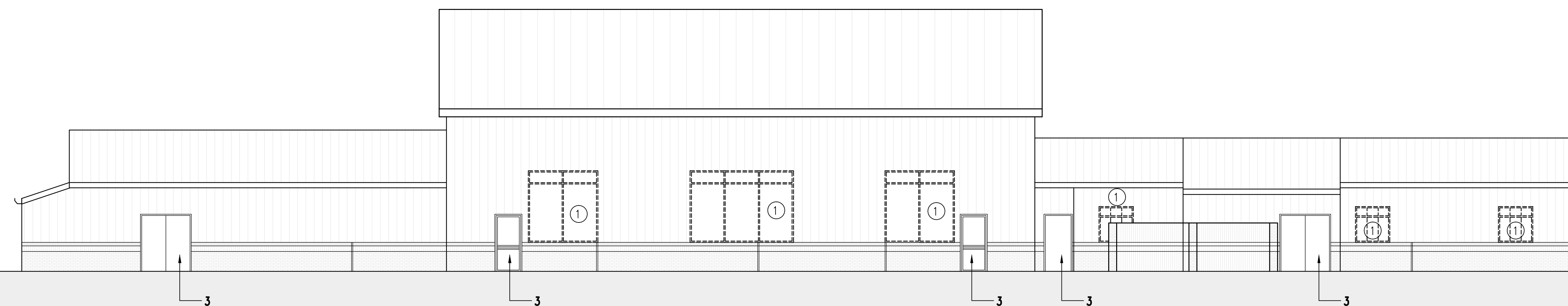
Project number	R0
Date	09-23-2019
Drawn by	MF
Checked by	RH

A-203

Scale AS NOTED




1 NORTH ELEVATION - NEW CONSTRUCTION
A-204 | A-101 1/8"=1'-0"



2 NORTH ELEVATION - DEMOLITION
A-204 | A-101 1/8"=1'-0"

NOTES:

- 1- REMOVE EXISTING WINDOWS. DO NOT DAMAGE EXISTING FLASHING, TRIM, METAL PANELS OR BRICKS.
- 2- DO NOT REMOVE WINDOWS UNTIL NEW WINDOWS ARRIVE ON SITE. REMOVE A WINDOW AND INSTALL IT'S REPLACEMENT IMMEDIATELY.
- 3- EXISTING DOOR TO REMAIN. REPAINT EXTERIOR AND INTERIOR FACES AND EDGES.



10.18.2019
Huitt-Zollars Inc.
Firm Registration No. F-761

HUITT-ZOLLARS

Huitt-Zollars, Inc. TPBE Reg. No. F-761
10350 Richmond Ave., Suite 300
Houston, Texas 77042-4248
Phone (281) 496-0066 Fax (281) 496-0220

No.	Description	Date
1	ISSUED FOR BID	9/23/2019
2	ADDENDUM No. 2	10/18/2019

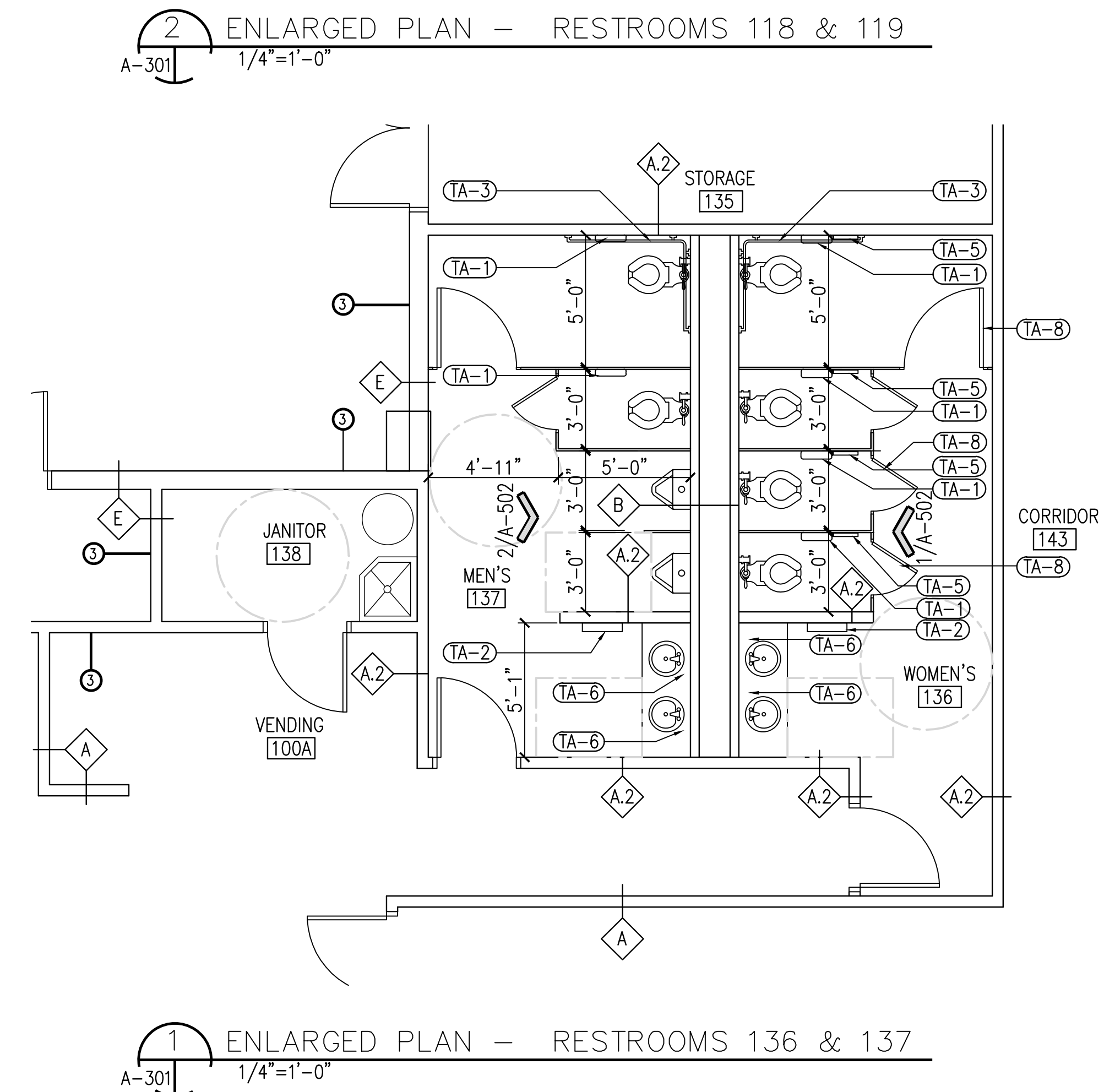
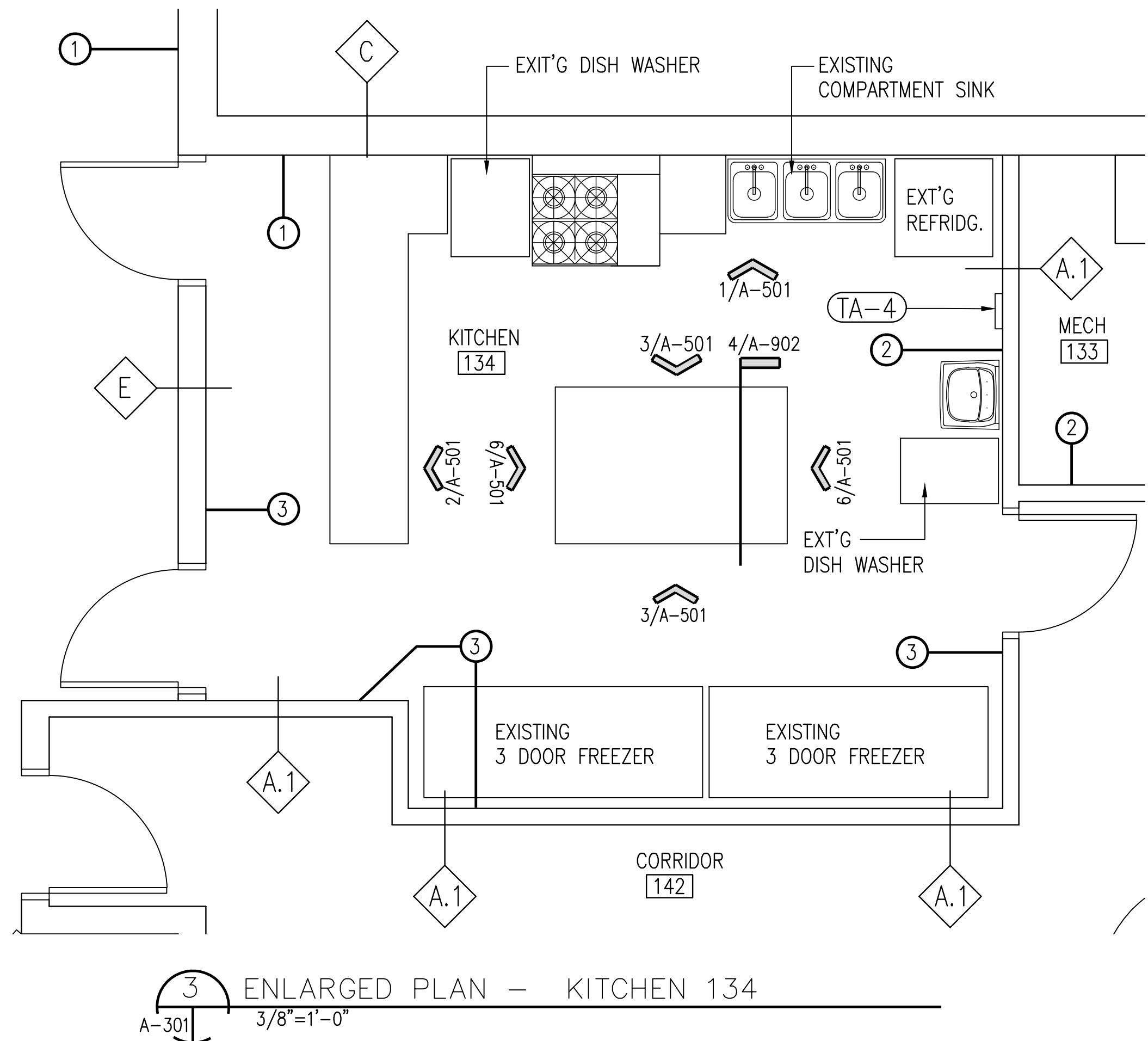
**WAYNE JOHNSON
COMMUNITY CENTER**

NORTH ELEVATION

Project number	R0
Date	09-23-2019
Drawn by	MF
Checked by	RH

A-204

Scale AS NOTED



- GYPSUM BOARD INSTALLATION NOTES:**
- 1 INSTALL SPRAYED-IN FOAM INSULATION BETWEEN EXISTING METAL FRAMING. INSTALL NEW 5/8" TYPE "X" MMR GYPSUM BOARD FULL HEIGHT OF WALL.
 - 2 INSTALL NEW 5/8" TYPE "X" MMR GYPSUM BOARD FULL HEIGHT OF METAL FRAMING.
 - 3 INSTALL NEW 5/8" TYPE "X" MMR GYPSUM BOARD ON EACH SIDE OF EXISTING METAL FRAMING, FULL HEIGHT OF METAL FRAMING.
 - 4 RE: FINISH SCHEDULE FOR ADDITIONAL WORK AND SHEET A-101.



HUIJT-ZOLLARS
Huijt-Zollars, Inc. TPBE Reg. No. F-761
10350 Richmond Ave., Suite 300
Houston, Texas 77042-4248
Phone (281) 496-0066 Fax (281) 496-0220

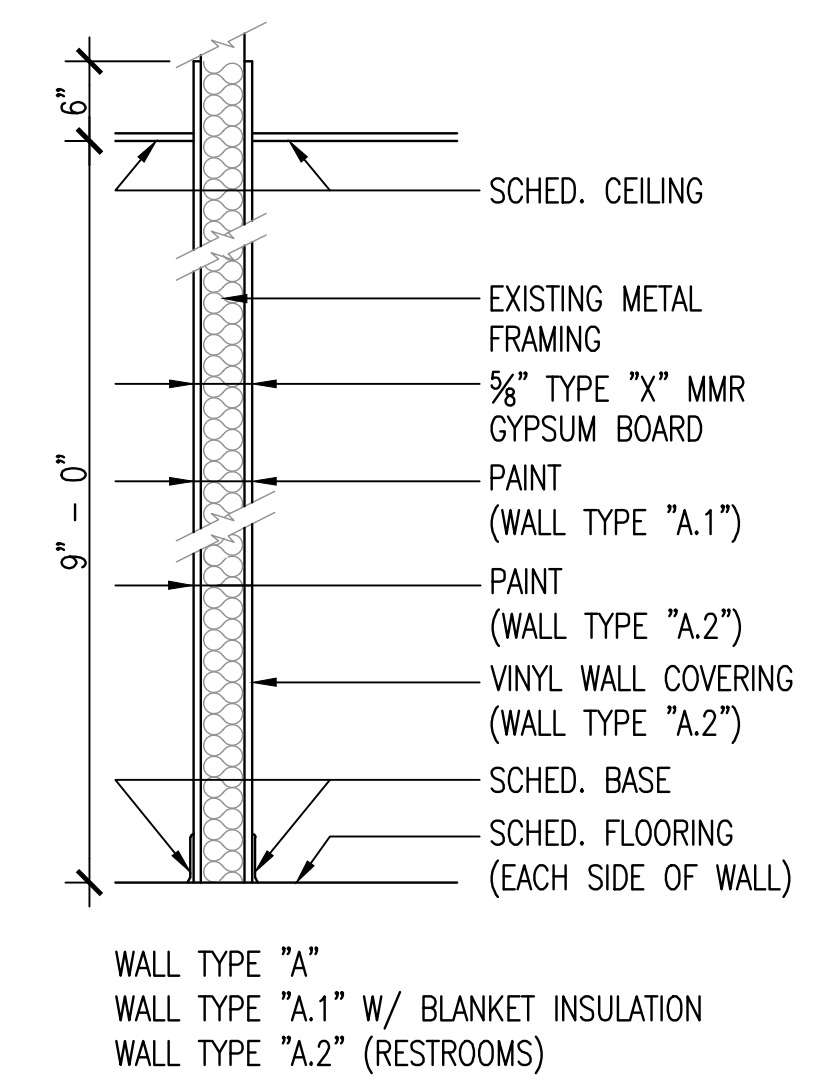
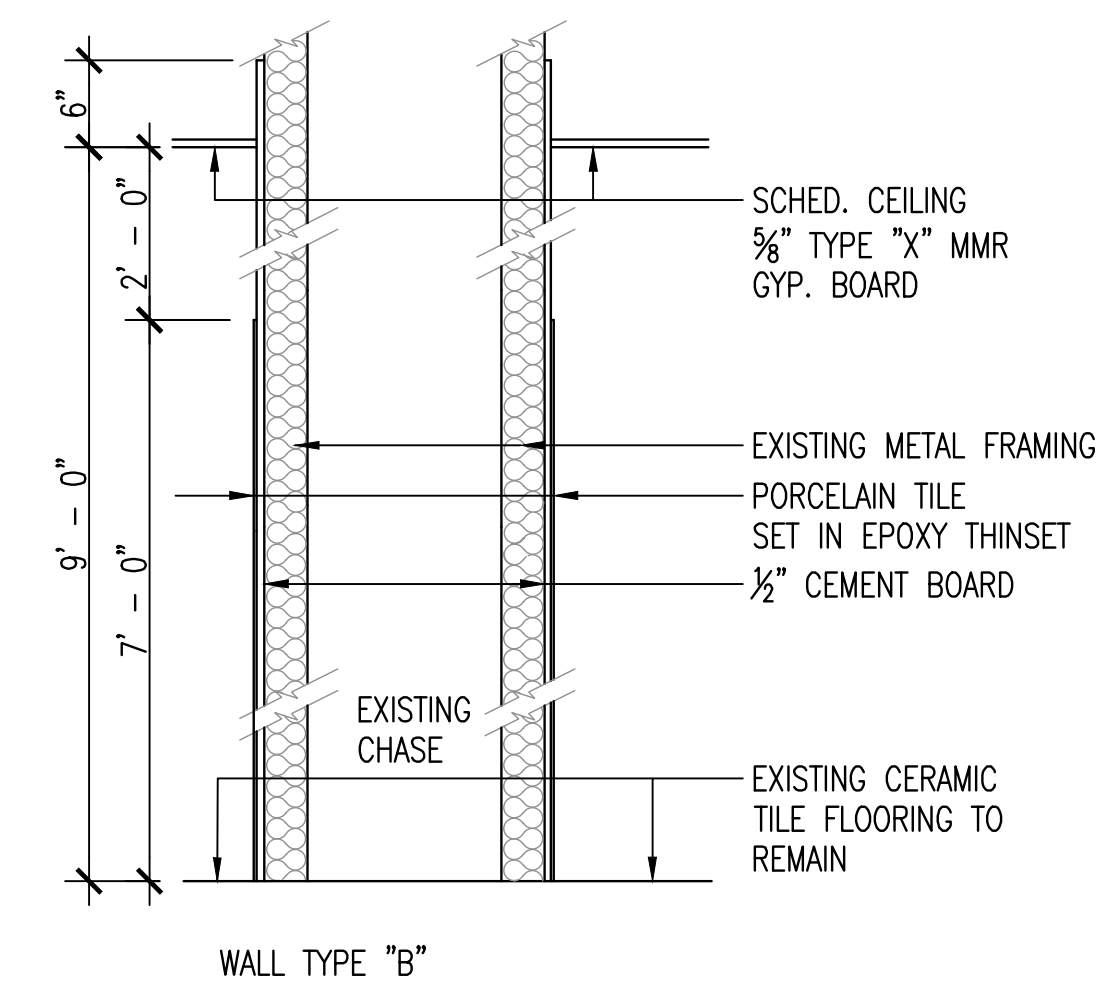
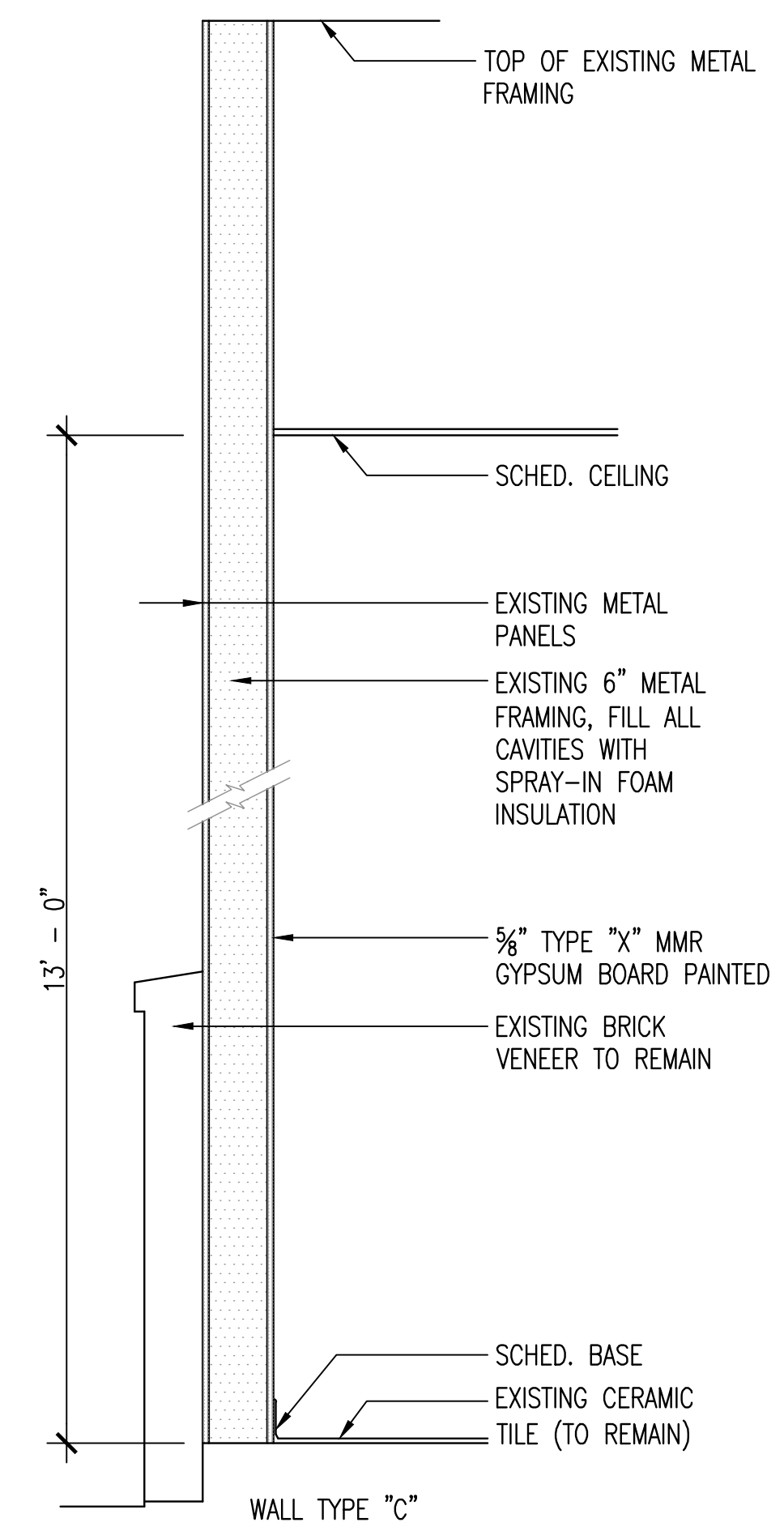
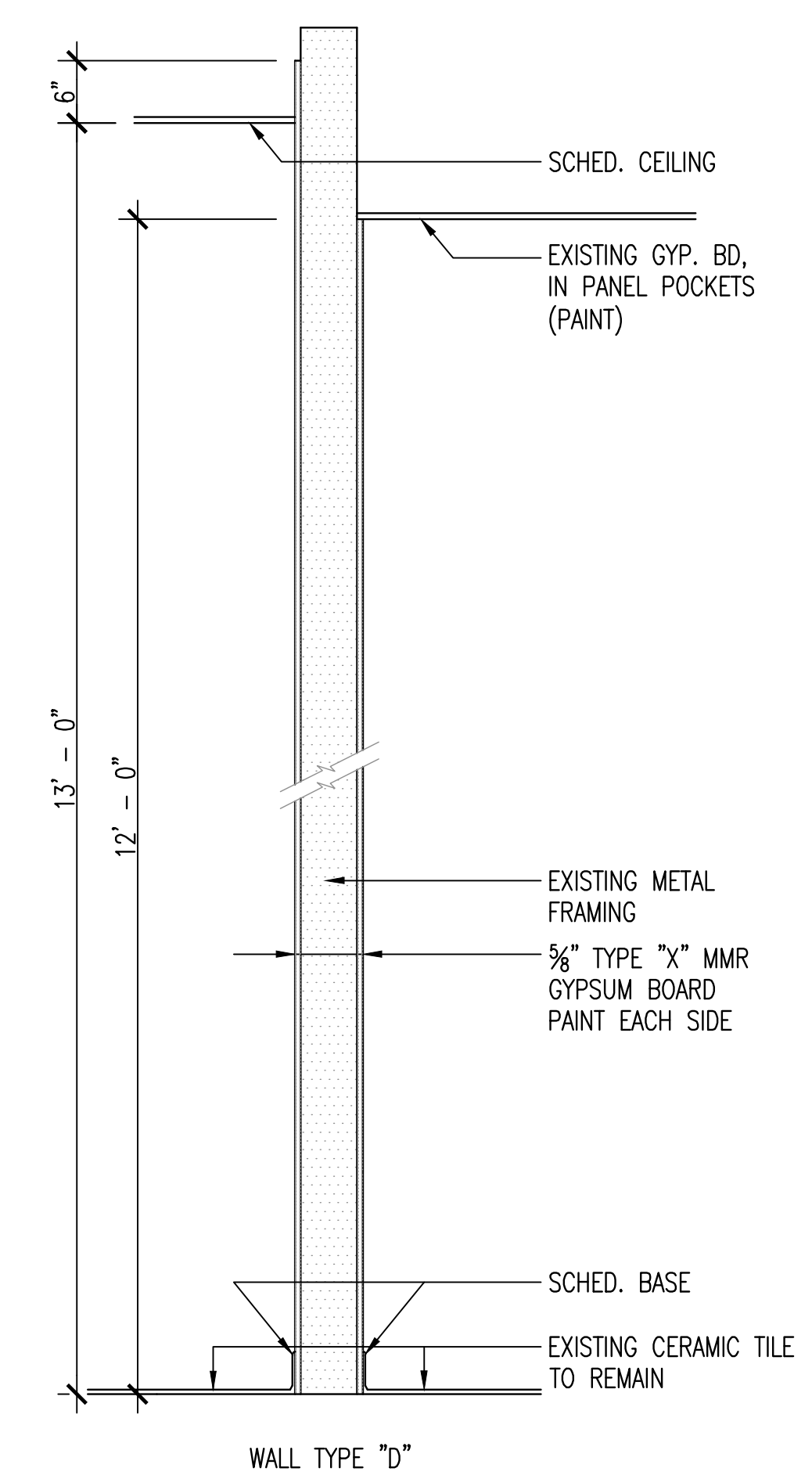
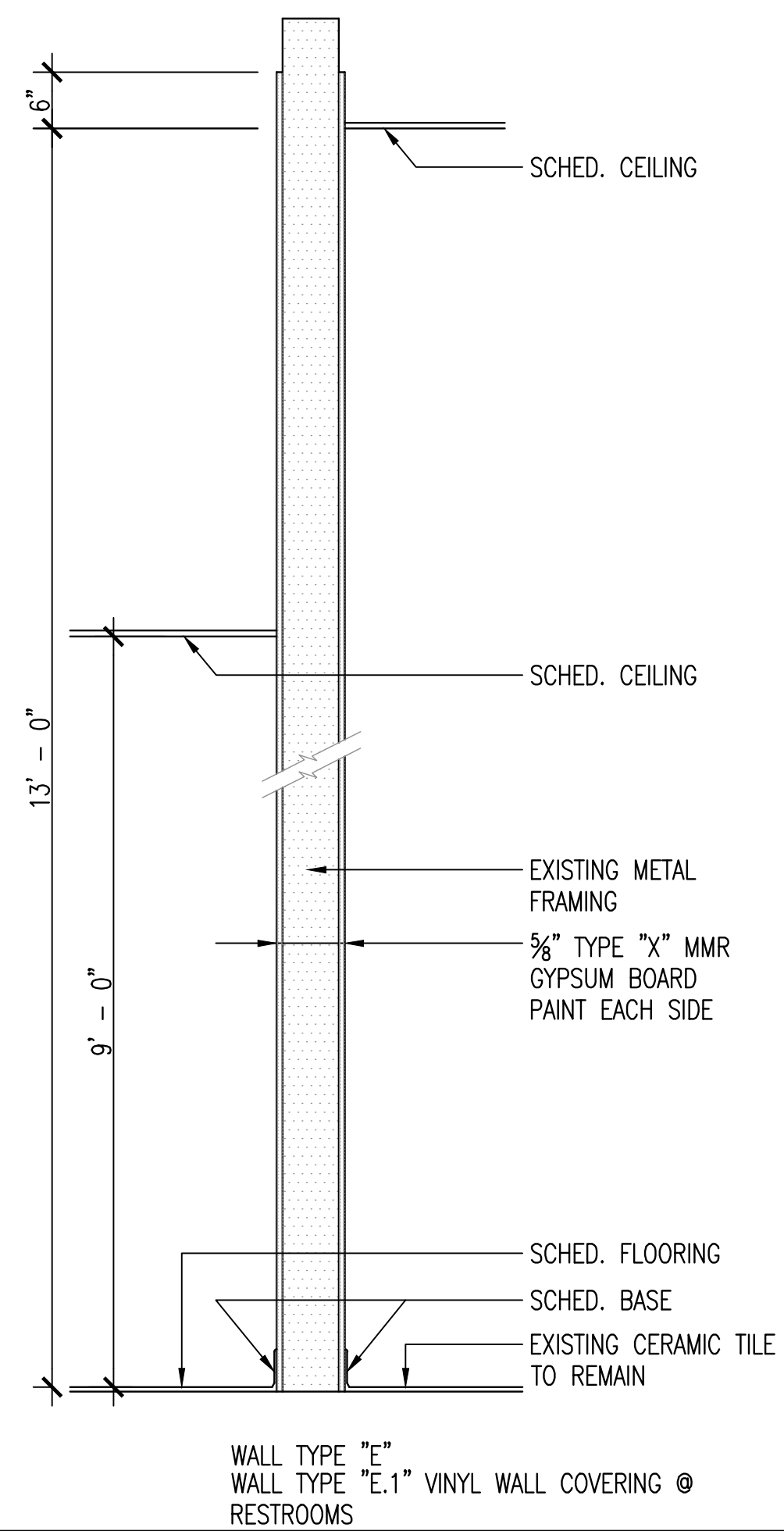
No.	Description	Date
1	ADDENDUM No. 2	10/18/2019

**WAYNE JOHNSON
COMMUNITY CENTER**

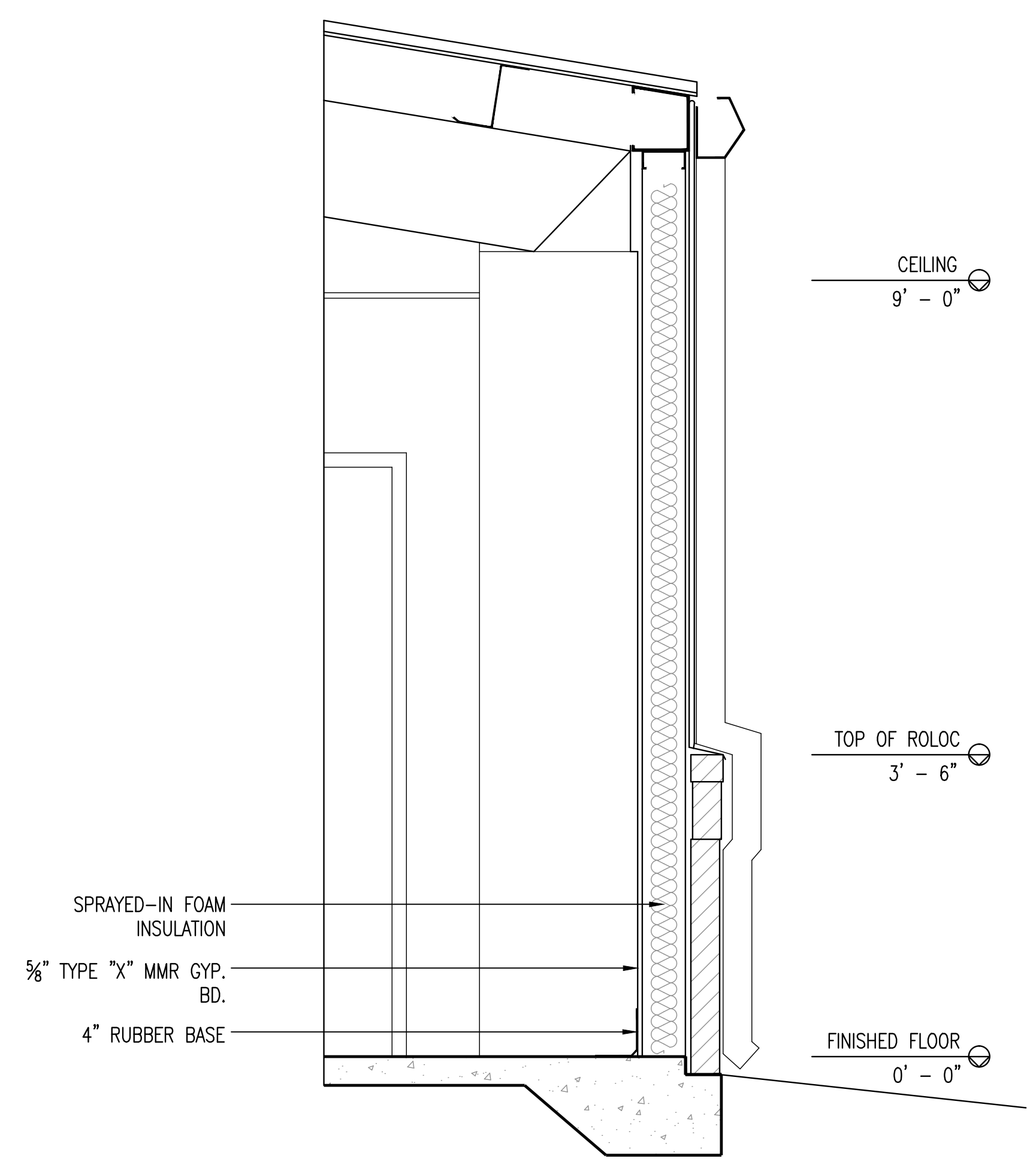




ENLARGED PLANS

Project number	R0
Date	09-23-2019
Drawn by	MF
Checked by	RH
A-301	
Scale	AS NOTED

CADFILE: I:\R308586.01 - Post Storm Damage Assessment\10_CADD & BIM\10.1_AutoCAD\Wayne Johnson Community Center\A301 ENLARGED PLANS.dwg Plotted: Mon, Oct 21, 2019 @ 12:45 PM By: bjluboja



2 WALL TYPES
A-401 3/4" = 1'-0"



PHOTOS ARE EXISTING CONDITIONS FOR REFERENCE ONLY



HUILT-ZOLLARS
Huilt-Zollars, Inc. TPBE Reg. No. F-761
10350 Richmond Ave., Suite 300
Houston, Texas 77042-4248
Phone (281) 496-0066 Fax (281) 496-0220

No.	Description	Date
1	ISSUED FOR BID	9/23/2019
2	ADDENDUM No. 2	10/18/2019

WAYNE JOHNSON
COMMUNITY CENTER

WALL SECTIONS

Project number	R0
Date	09-23-2019
Drawn by	MF
Checked by	RH

A-401

Scale AS NOTED



HUIJT-ZOLLARS
 Huijt-Zollars, Inc. TPBE Reg. No. F-761
 10350 Richmond Ave., Suite 300
 Houston, Texas 77042-4248
 Phone (281) 496-0066 Fax (281) 496-0220

No.	Description	Date
1	ISSUED FOR BID	9/23/2019
2	ADDENDUM No. 2	10/18/2019

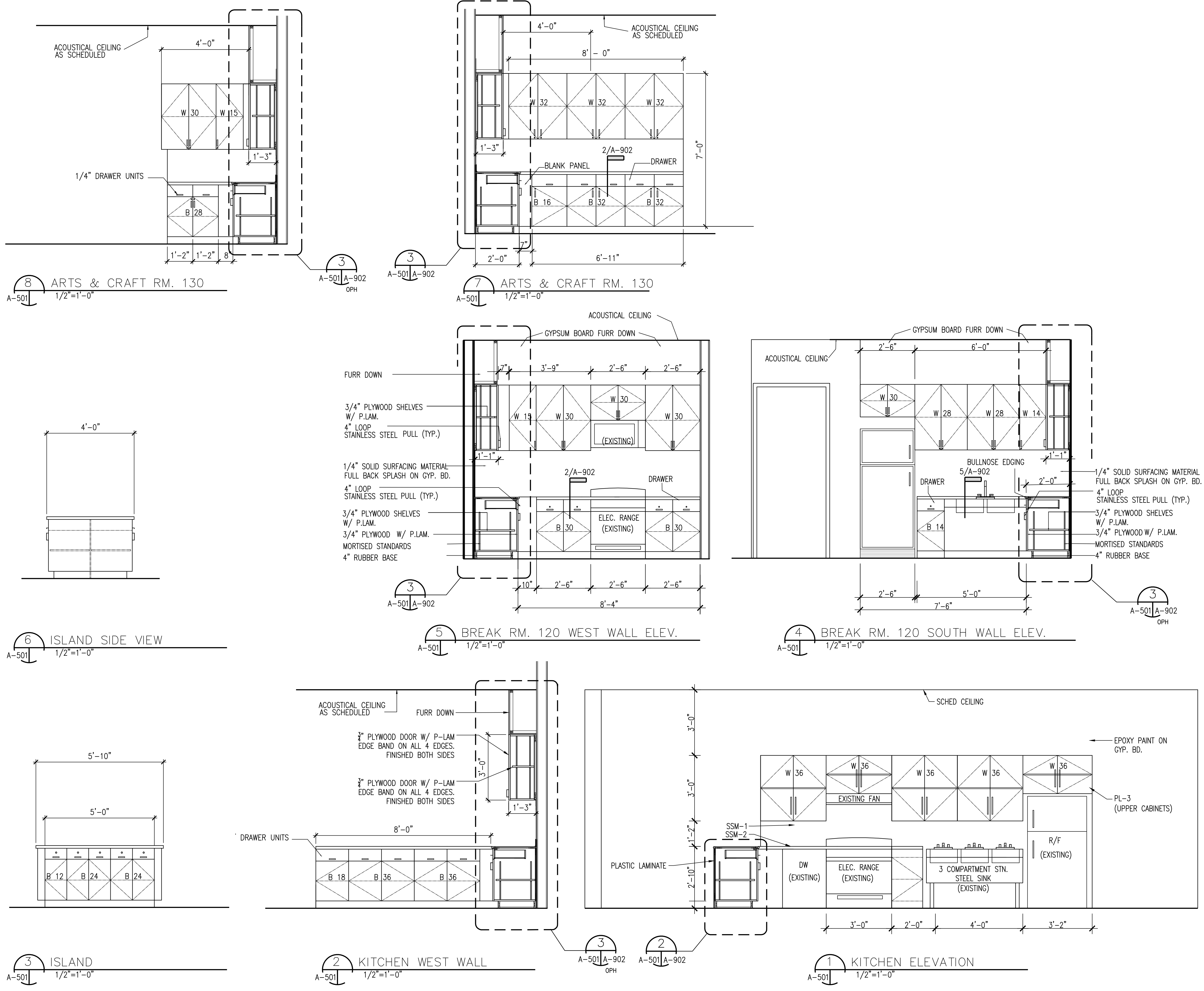
**WAYNE JOHNSON
COMMUNITY CENTER**

INTERIOR ELEVATIONS

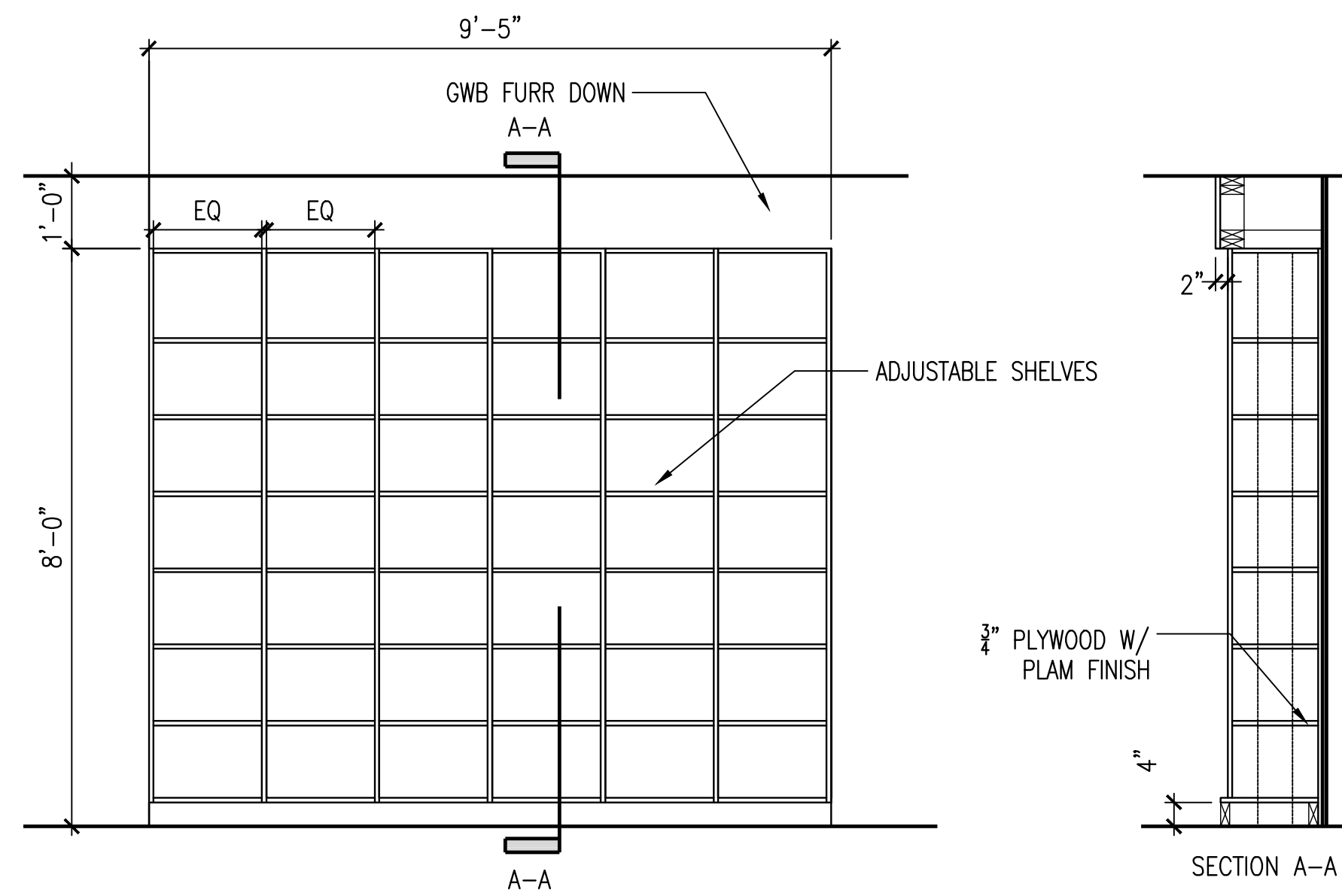
Project number	R0
Date	09-23-2019
Drawn by	MF
Checked by	RH

A-501

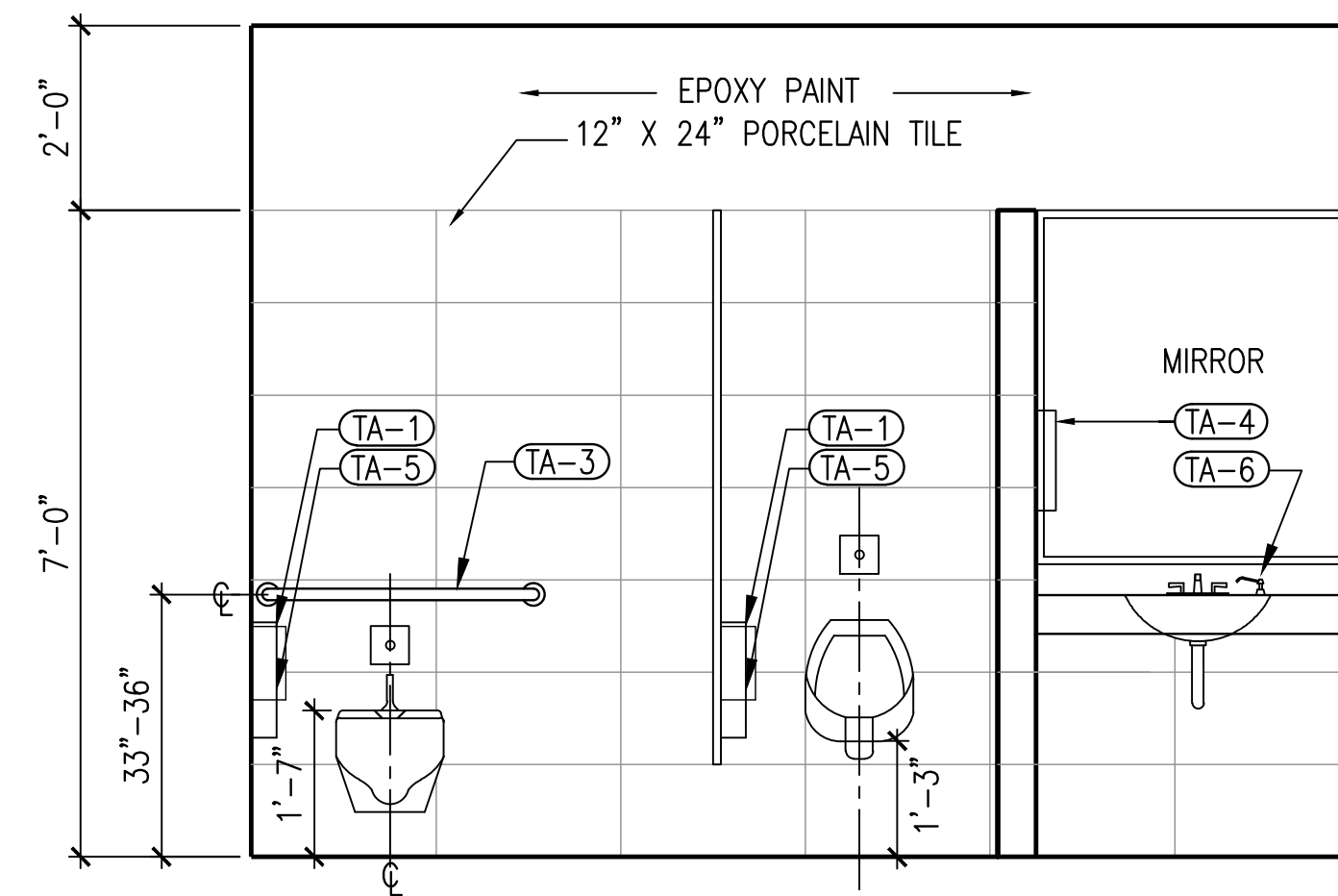
Scale AS NOTED



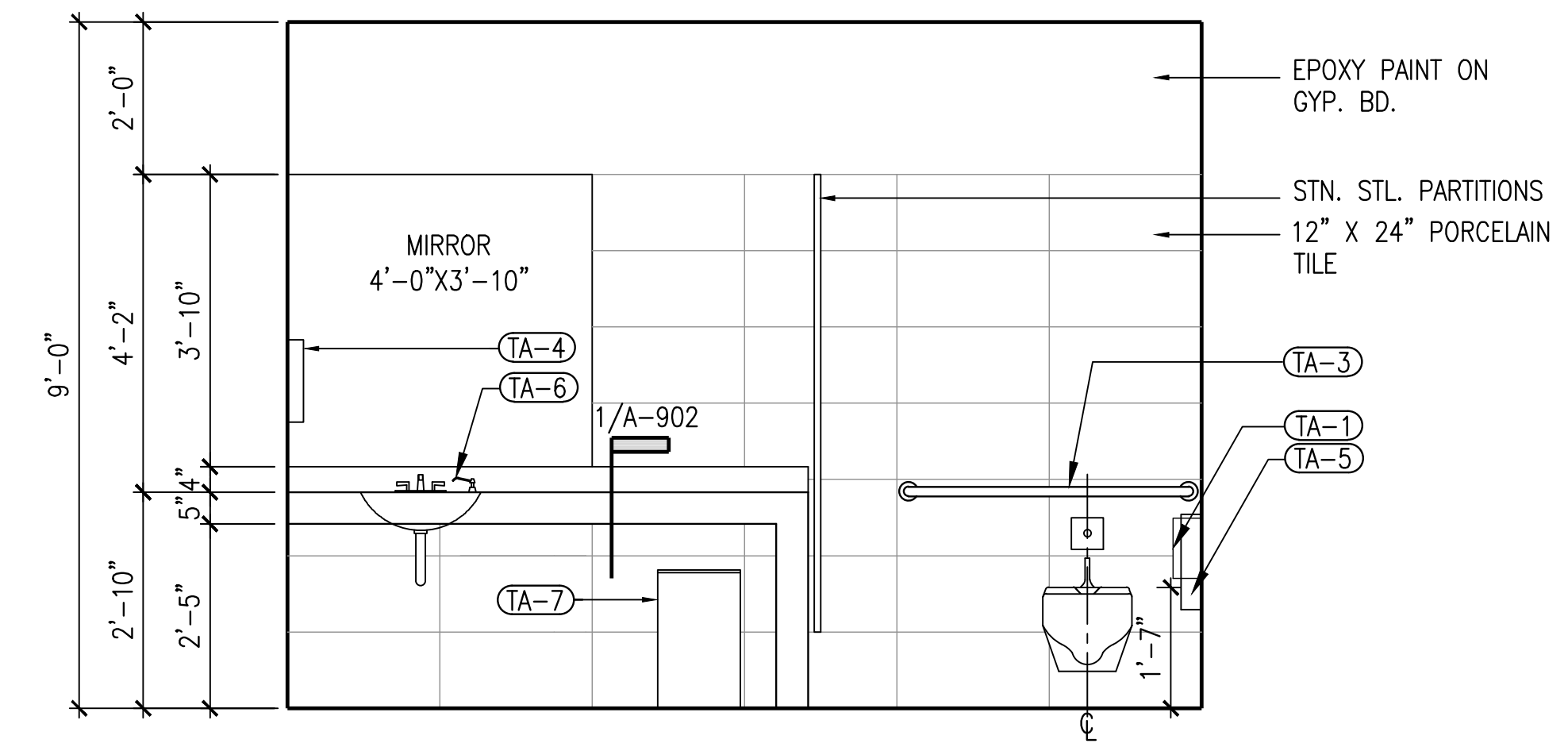
CADFILE: I:\R308586.01 - Post Storm Damage Assessment\10_CADD & BIM\10_1_AutoCAD\Wayne Johnson Community Center\A501 INTERIOR ELEVATIONS.dwg Plotted: Mon, Oct 21, 2019 @ 12:47 PM By: bjjubaja



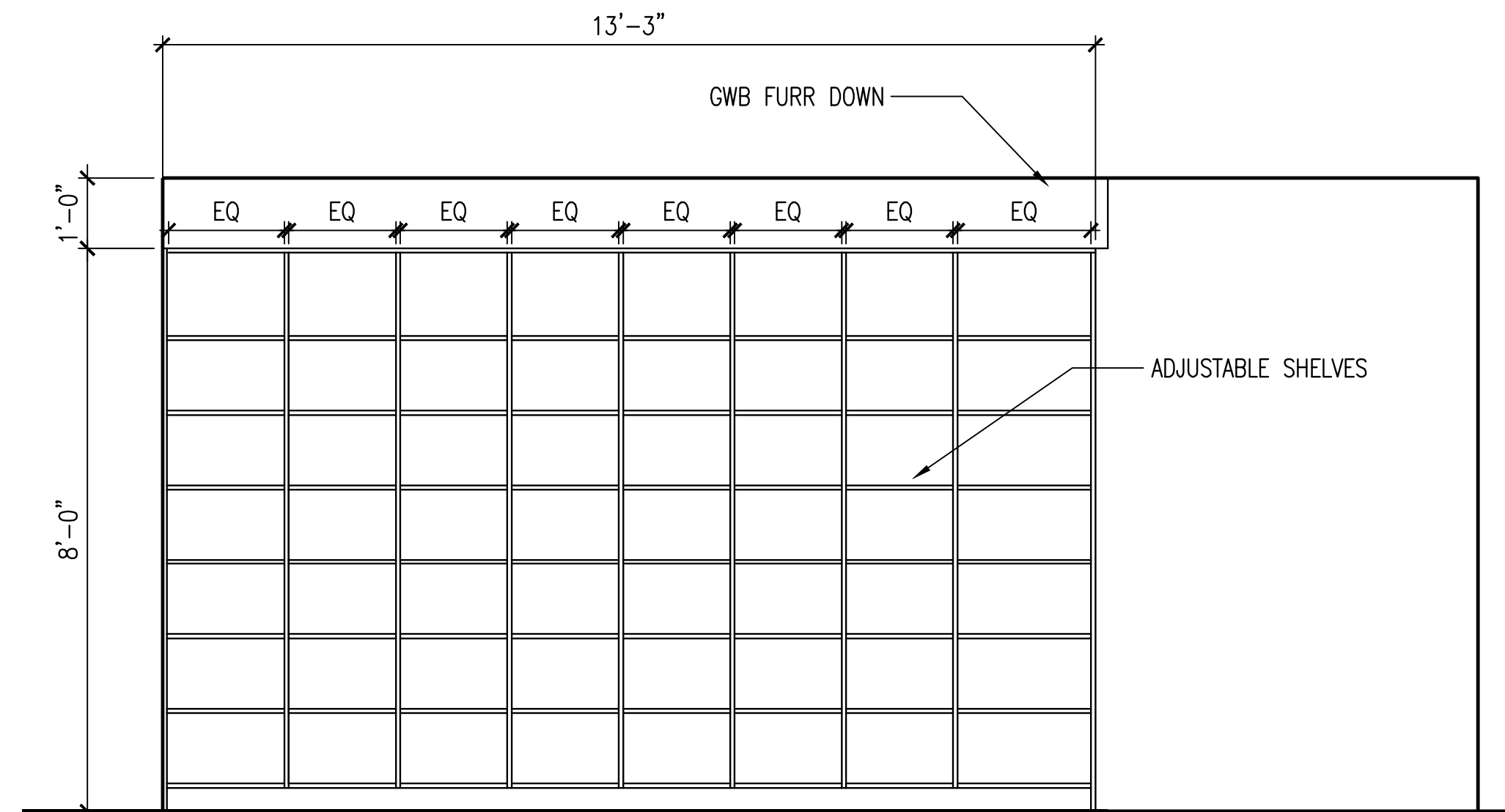
7 ADJ. SHELVING ROOM 131 SOUTH WALL ELEV.
A-502 | A-101 1/2"=1'-0"



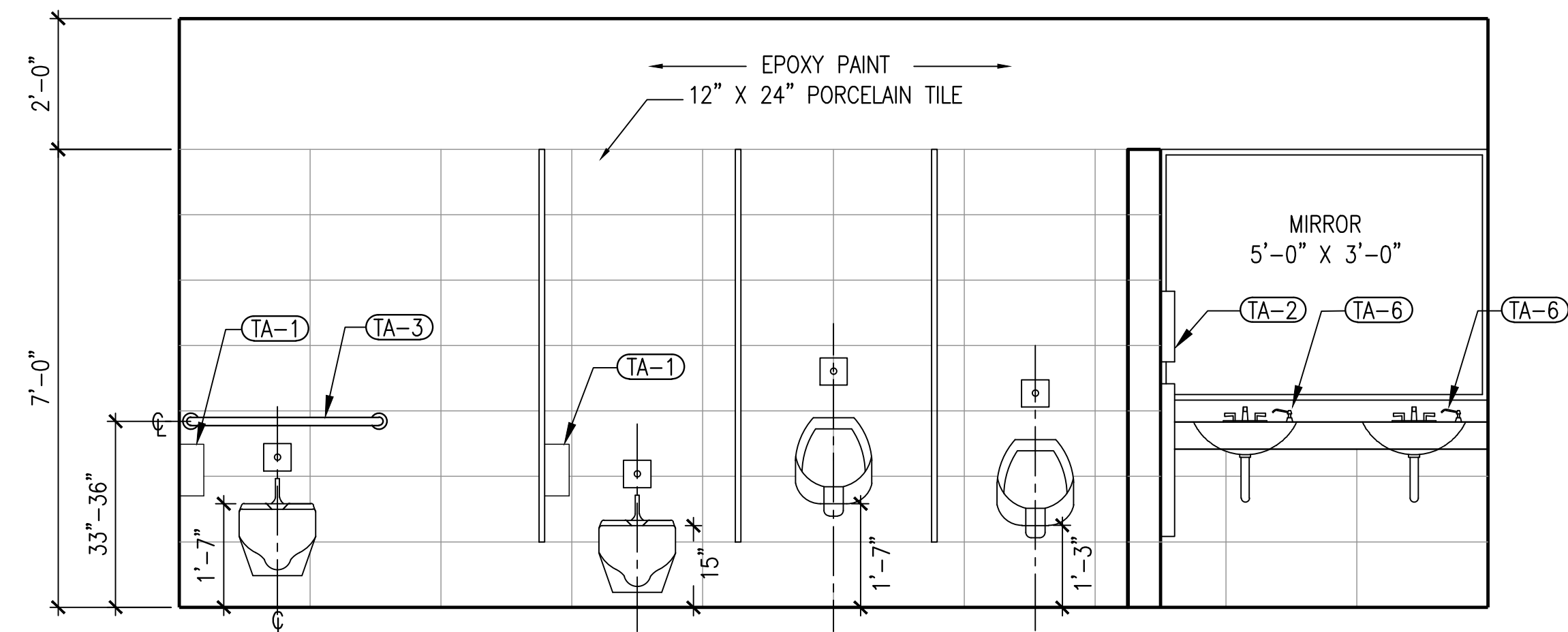
4 MEN'S RESTROOM 118
A-502 | A-301 1/2"=1'-0"



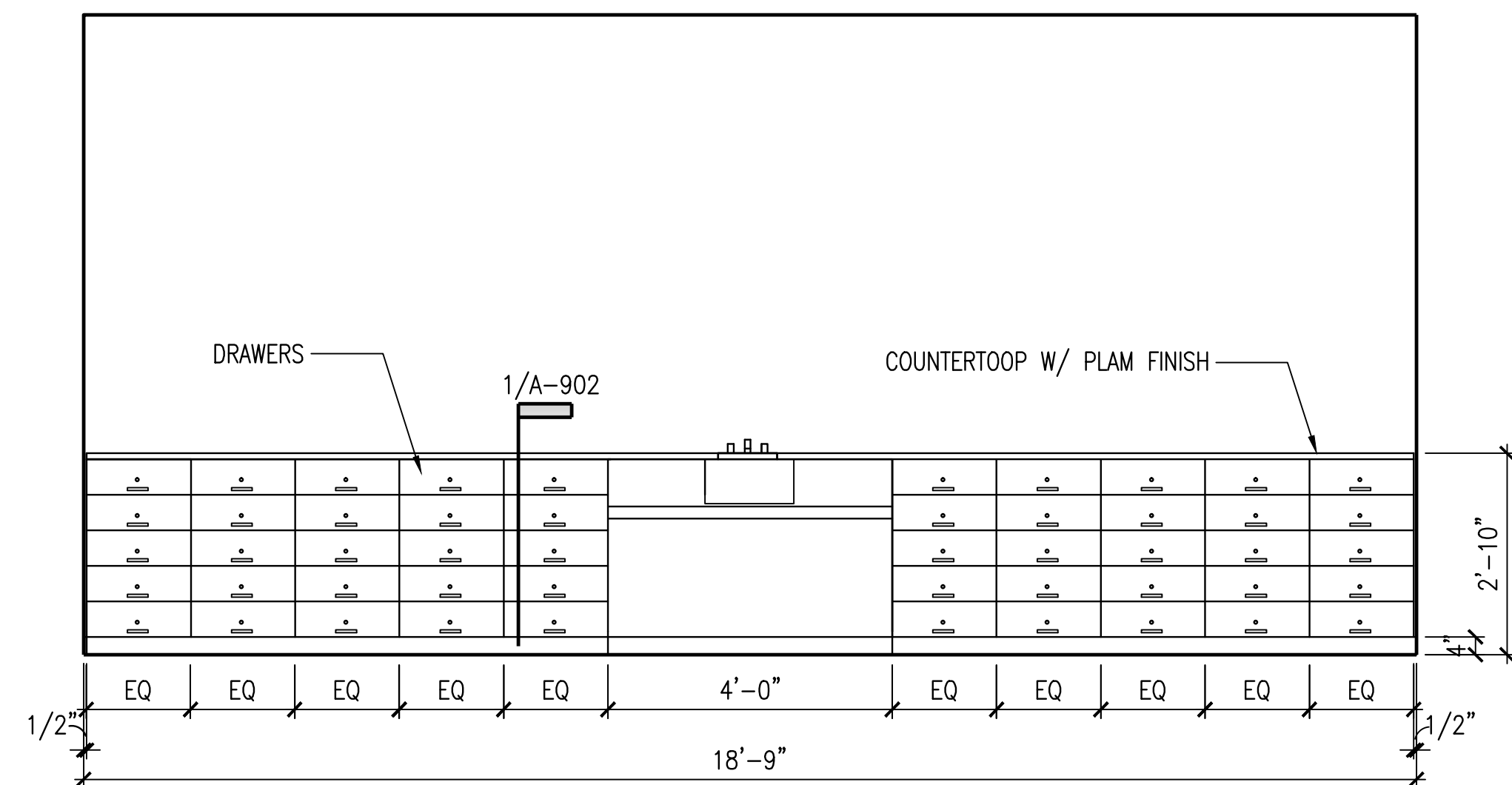
3 WOMEN'S RESTROOM 119
A-502 | A-301 1/2"=1'-0"



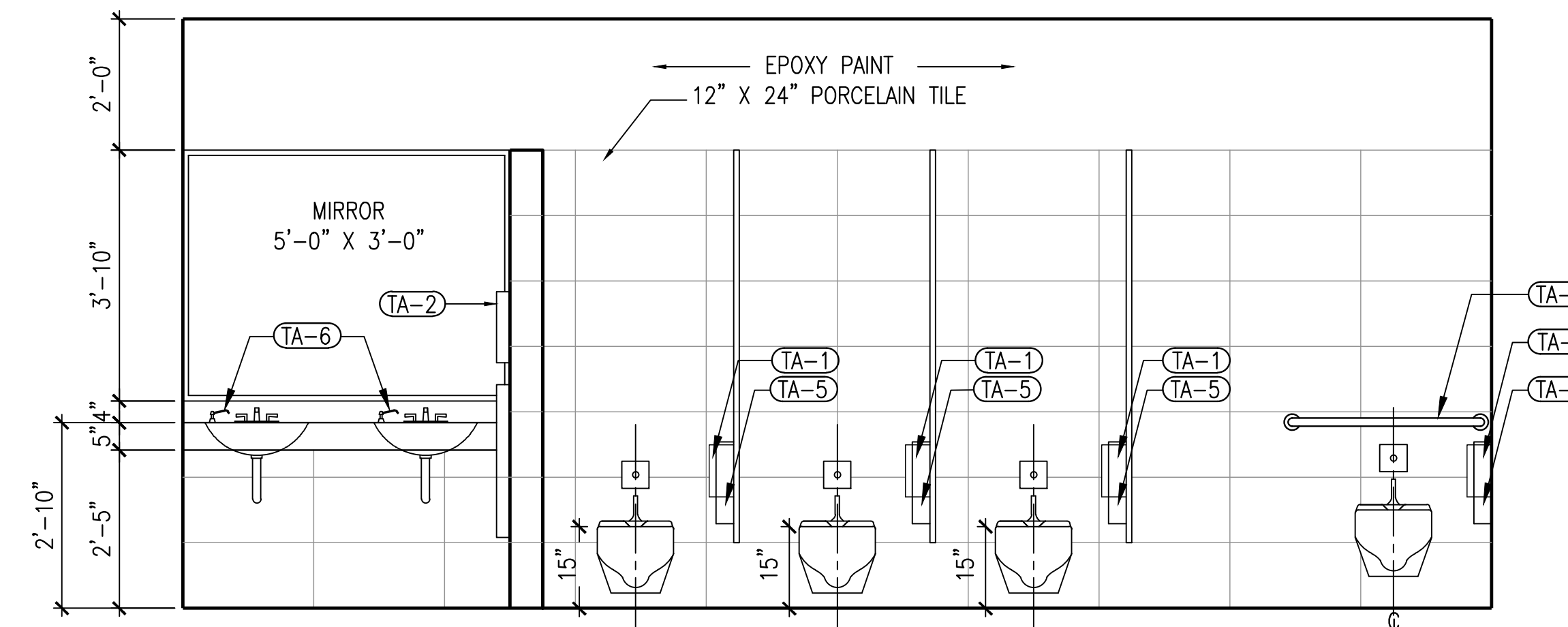
6 ADJ. SHELVING ROOM 130 SOUTH WALL ELEV.
A-502 | A-101 1/2"=1'-0"




2 MEN'S RESTROOM 137
A-502 | A-301 1/2"=1'-0"



5 POTTERY ROOM 131
A-502 | A-101 1/2"=1'-0"



1 WOMEN'S RESTROOM 136
A-502 | A-301 1/2"=1'-0"



HUITT-ZOLLARS

Huitt-Zollars, Inc. TPBE Reg. No. F-761
10350 Richmond Ave., Suite 300
Houston, Texas 77042-4248
Phone (281) 496-0066 Fax (281) 496-0220

No.	Description	Date
1	ISSUED FOR BID	9/23/2019
2	ADDENDUM No. 2	10/18/2019

**WAYNE JOHNSON
COMMUNITY CENTER**

INTERIOR ELEVATIONS

Project number R0
Date 09-23-2019
Drawn by MF
Checked by RH

A-502

Scale AS NOTED

CADFILE: I:\B308586.01 - Post Storm Damage Assessment\10_CADD & BIM\10.1_AutoCAD\Wayne Johnson Community Center\A701_ARCHITECTURAL_SCHEDULE.dwg Plotted: Mon, Oct. 21, 2019 @ 12:49 PM By: biljuboja

ROOM FINISH SCHEDULE											
NO.	ROOM	FLOOR		WALLS				CEILING		REMARKS	
		SPACE NAME	FLOOR	BASE	ALL	NORTH	EAST	SOUTH	WEST		MATERIAL
100	LOBBY	EXISTING	RB-1	PT-1					ACT-1	9'-0"	
100A	VENDING	EXISTING	RB-1	PT-1					ACT-1	9'-0"	
101	MULTI. PURPOSE RM 3	EXISTING	RB-1	PT-1					ACT-1	16'-0"	
101A	STORAGE	VCT-1	RB-1	PT-1					ACT-1	9'-0"	
102	MULTI. PURPOSE RM 2	EXISTING	RB-1	PT-1					ACT-1	16'-0"	
103	MULT. PURPOSE RM 1	EXISTING	RB-1	PT-1					ACT-1	16'-0"	
104	RECEPTIONIST AREA	CPT-1	RB-1	PT-1					ACT-1	9'-0"	
105	ADMIN ASSIST.	CPT-1	RB-1	PT-1					ACT-1	9'-0"	
106	PERMITTING	CPT-1	RB-1	PT-1					ACT-1	9'-0"	
107	ADMIN ASSIST.	CPT-1	RB-1	PT-1					ACT-1	9'-0"	
108	ADMIN ASSIST.	CPT-1	RB-1	PT-1					ACT-1	9'-0"	
109	DIRECTOR	CPT-1	RB-1	PT-1					ACT-1	9'-0"	
110	CORRIDOR	CPT-1	RB-1	PT-1					ACT-1	9'-0"	
111	CORRIDOR	CPT-1	RB-1	PT-1					ACT-1	9'-0"	
112	ASSIST DIR. PLANN.	CPT-1	RB-1	PT-1					ACT-1	9'-0"	
113	ASSIST DIR. ADMIN.	CPT-1	RB-1	PT-1					ACT-1	9'-0"	
114	ASSIST DIR. OPER.	CPT-1	RB-1	PT-1					ACT-1	9'-0"	
115	CORRIDOR	CPT-1	RB-1	PT-1					ACT-1	9'-0"	
116	PARK SECURITY	CPT-1	RB-1	PT-1					ACT-1	9'-0"	
117	ELECTRICAL ROOM	VCT-1	RB-1	PT-1					ACT-1	9'-0"	
118	MEN'S RR	EXISTING	PCT-1		VC-1	PCT-1	VC-1	VC-1	ACT-2	9'-0"	PT-2 ABOVE PCT-1
119	WOMEN'S	EXISTING	PCT-1		VC-1	VC-1	VC-1	PCT-1	ACT-2	9'-0"	PT-2 ABOVE PCT-1
120	BREAK ROOM	EXISTING	RB-1	PT-2					ACT-2	9'-0"	
121	STORAGE	VCT-1	RB-1	PT-1					ACT-1	9'-0"	
122	PRINT ROOM	VCT-1	RB-1	PT-1					ACT-1	9'-0"	
123	COPY ROOM	VCT-1	RB-1	PT-1					ACT-1	9'-0"	
124	PLANNING ROOM	VCT-1	RB-1	PT-1					ACT-1	9'-0"	
125	CONFERENCE	CPT-1	RB-1	PT-1					ACT-1	9'-0"	
126	INFO. TECH	VCT-1	RB-1	PT-1					ACT-1	9'-0"	
127	SEATING AREA	CPT-1	RB-1	PT-1					ACT-1	9'-0"	
128	CENTER MANAGER	CPT-1	RB-1	PT-1					ACT-1	9'-0"	
129	MEETING ROOM	CPT-1	RB-1	PT-1					ACT-1	9'-0"	
130	ARTS & CRAFTS ROOM	VCT-1	RB-1	PT-1					ACT-1	9'-0"	
131	POTTERY ROOM	VCT-1	RB-1	PT-2					ACT-1	9'-0"	
131A	POTTERY STORAGE	EXISTING	RB-1	PT-2					ACT-1	9'-0"	
132	LIBRARY	CPT-1	RB-1	PT-1					ACT-1	9'-0"	
133	MECH. ROOM	EXISTING	RB-1	PT-1					ACT-1		
134	KITCHEN	EXISTING	RB-1	PT-2					ACT-1	9'-0"	
135	STORAGE	EXISTING	RB-1	PT-1					ACT-1	9'-0"	
136	WOMEN'S RR	EXISTING	PCT-1		VC-1	VC-1	PCT-1	VC-1	ACT-2	9'-0"	PT-2 ABOVE PCT-1
137	MEN'S RR	EXISTING	PCT-1		VC-1	PCT-1	VC-1	VC-1	ACT-2	9'-0"	
138	JANITOR	VCT-1	RB-1	PT-2					ACT-1	9'-0"	
139	STORAGE	VCT-1	RB-1	PT-1					ACT-1	9'-0"	
140	STORAGE	VCT-1	RB-1	PT-1					ACT-1	9'-0"	
141	MECH. ROOM	EXISTING	RB-1	PT-1					ACT-1		
142	CORRIDOR	VCT-1	RB-1	PT-1					ACT-1	9'-0"	
143	CORRIDOR	CPT-1	RB-1	PT-1					ACT-1	9'-0"	
144	KILN	CONC.	RB-1	PT-2					ACT-1	9'-0"	
145	CORRIDOR	VCT-1	RB-1	PT-1					ACT-1	9'-0"	

ACOUSTICAL TILE CEILING CARPET PORCELAIN TILE

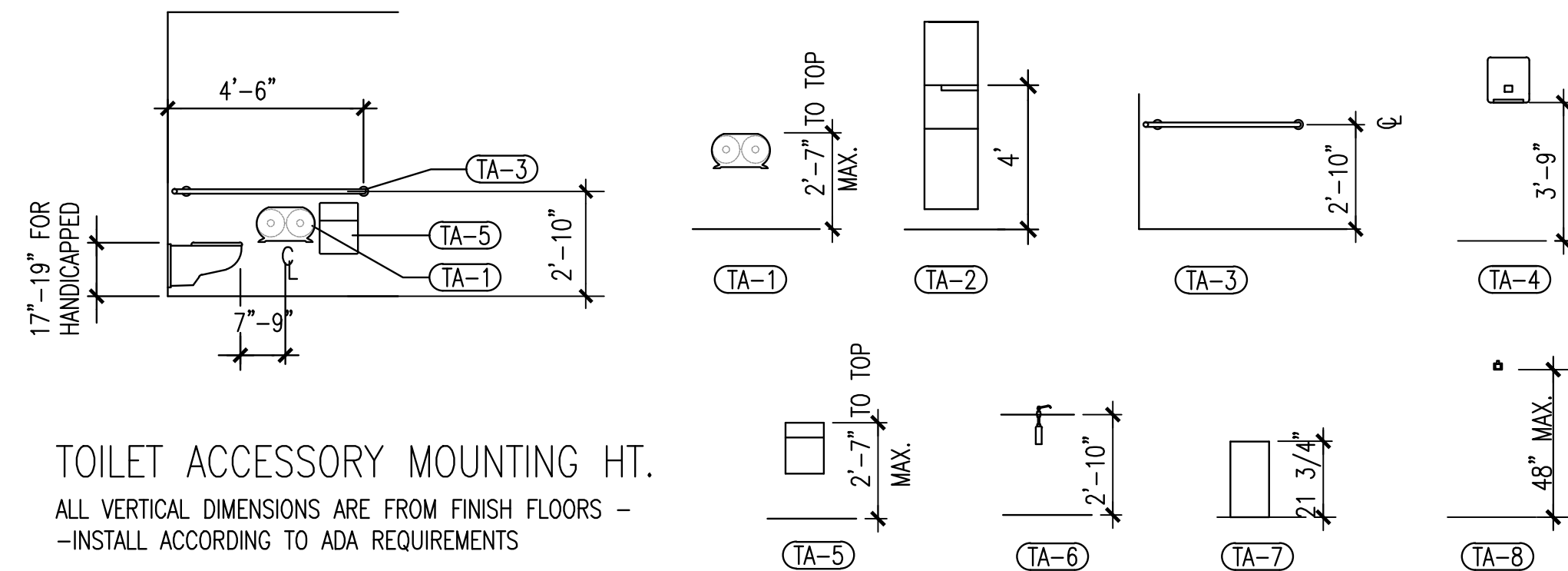
ACT-1 ARMSTRONG "DUNE" 24"x24" CPT-1 LEES MOPULAR 24"x24" "BY THE BOOK" PCT-1 12"x24" CROSSVILLE
 ACT-2 ARMSTRONG "CERAMAGARD" 24"x24" COLOR: BY OWNER

RUBBER BASE VINYL COMPOSITION TILE PAINT

RB-1 ROPPE COLOR BY: OWNER VCT-1 ARMSTRONG IMPERIAL TEXTURE, STANDARD PT-1 ICI No. 1195 WINTERS DAY (EGGSHELL)
 EXCELON 51807 "SHADOW BLUE" (12" X 12") PT-1 ICI No. 1195 WINTERS DAY (EPOXY SEMI-GLOSS)

VINYL WALL COVERING

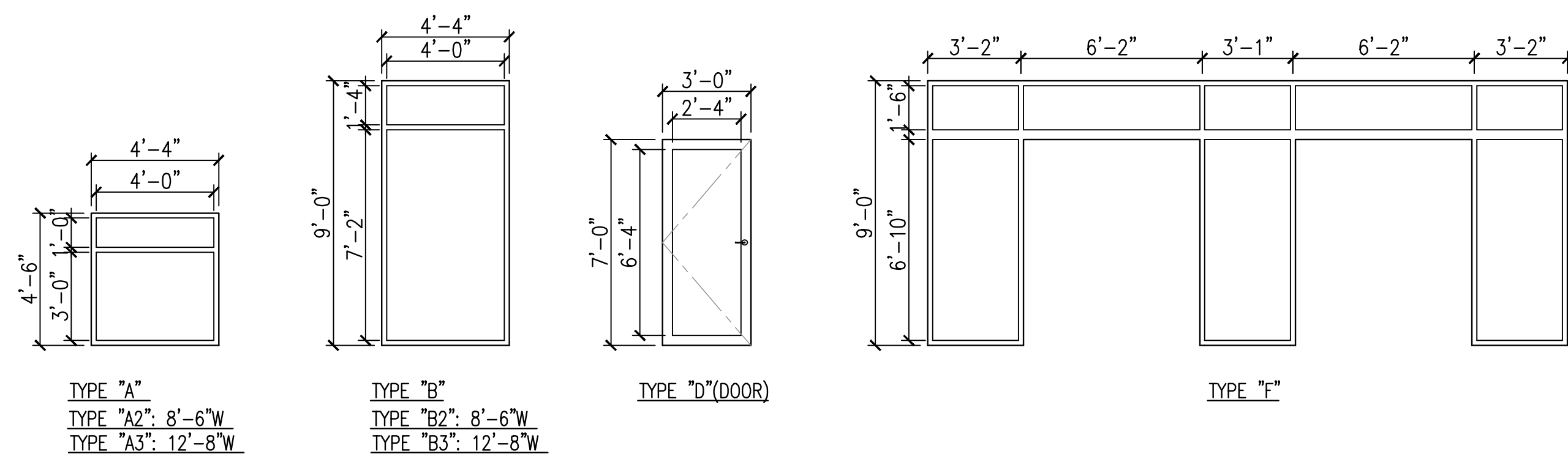
VC-1 TO MATCH BI-FOLD MOVABLE PANELS



ACCESSORY SCHEDULE	
MARK	DESCRIPTION
TA-1	JUMBO JR. TISSUE DISPENSER - T2 TORK MINI JUMBO DISPENSER. ITEM #55 55 290
TA-2	SEMI-RECESSED CONVERTIBLE PAPER TOWEL DISPENSER AND WASTE RECEPTACLE - BOBRICK NO. B-3942
TA-3	CORNER TYPE GRAB BAR- 42"X 54" - BOBRICK NO. B-5897
TA-4	PAPER TOWEL DISPENSER - H1 TORK MATIC HAND TOWEL DISPENSER, ITAM #55 10 282
TA-5	SANITARY NAPKIN DISPOSAL SINGLE ACCESS - BOBRICK NO. B-254
TA-6	LIQUID SOAP DISPENSER LAVATORY MOUNTED - BOBRICK NO. B-8221
TA-7	FLOOR STANDING WASTE RECEPTACLE - BOBRICK NO. B-2260
TA-8	ROBE HOOK - BOBRICK NO. B-6827

2 TOILET ACCESSORY
A-701 N.T.S.

NOTES:
 1. ALL GLASS IN WINDOWS SHALL BE INSULATED: 1 5/16" THICK
 2. ALL GLASS IN DOORS SHALL BE INSULATED 9/16" THICK



ALL WINDOWS AND DOORS TO MEET TEXAS DEPARTMENT OF INSURANCE (TDI) REQUIREMENTS FOR MOUNTING AND INSTALLATION FOR "INLAND-1:INTERCOASTAL"

1 WINDOW & DOOR TYPES
A-701 1/4"=1'-0"



HUITT-ZOLLARS
 Huitt-Zollars, Inc. TPBE Reg. No. F-761
 10350 Richmond Ave., Suite 300
 Houston, Texas 77042-4248
 Phone (281) 496-0066 Fax (281) 496-0220

No.	Description	Date
1	ISSUED FOR BID	9/23/2019
2	ADDENDUM No. 2	10/18/2019

**WAYNE JOHNSON
COMMUNITY CENTER**

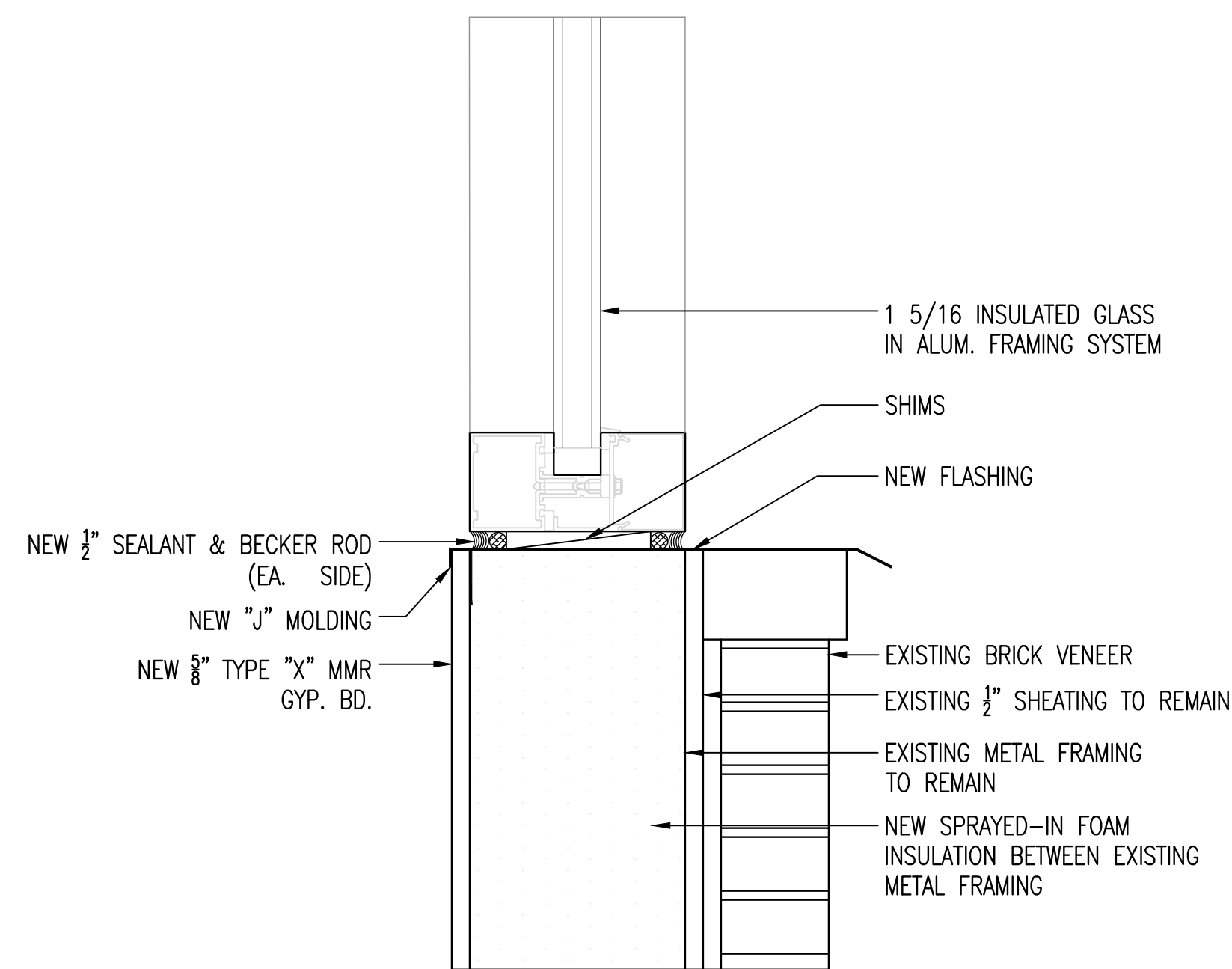
ARCHITECTURAL SCHEDULE

Project number R0
 Date 09-23-2019
 Drawn by MF
 Checked by RH

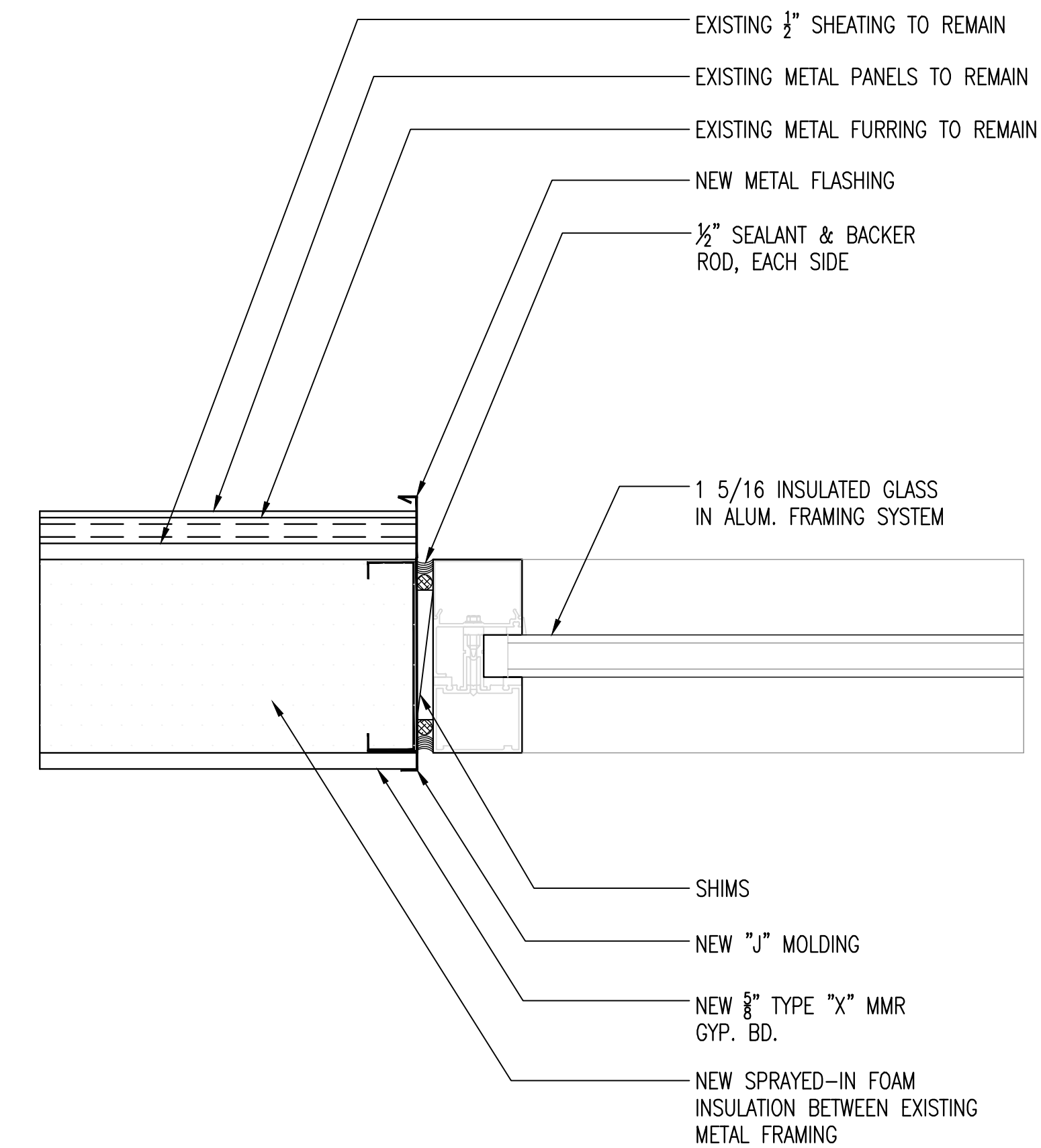
A-701

Scale AS NOTED

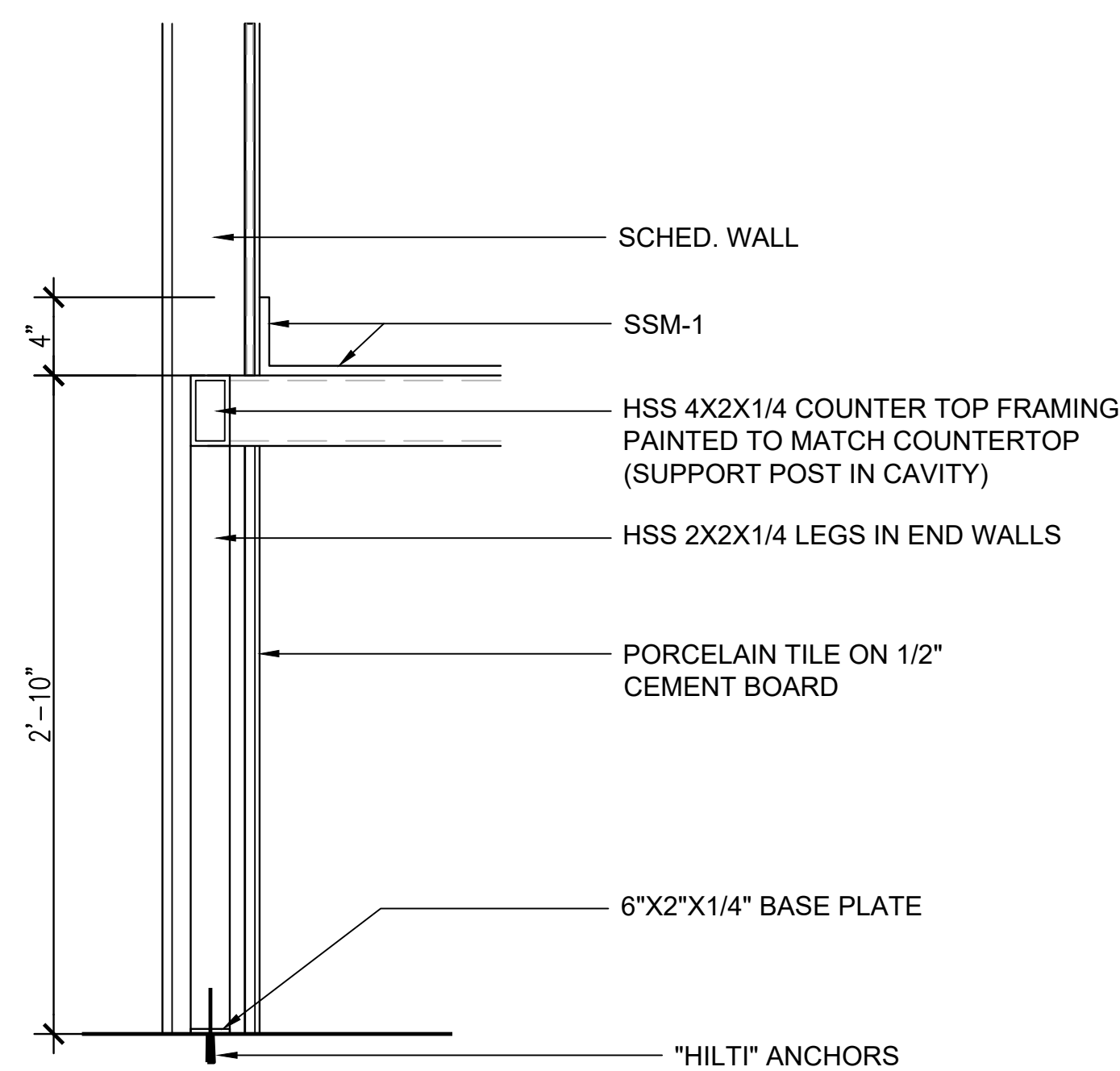
CADFILE: I:\R308586.01 - Post Storm Damage Assessment\10_CADD & BIM\10.1_AutoCAD\Wayne Johnson Community Center\A901_ARCHITECTURAL DETAILS.dwg Plotted: Mon, Oct 21, 2019 @ 12:50 PM By: bjjabaja



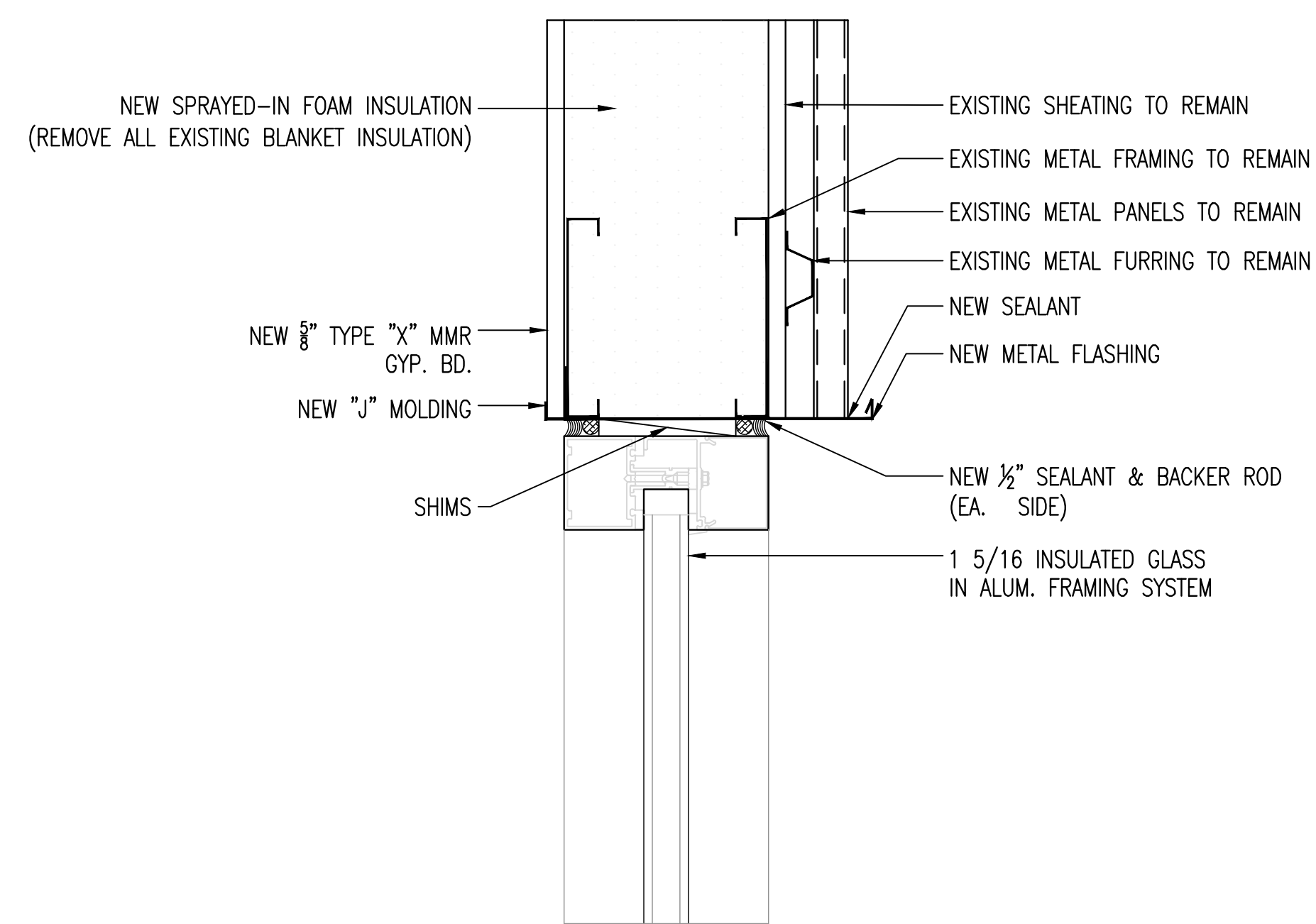
4 WINDOW SILL DETAIL
A-901 3"=1'-0"



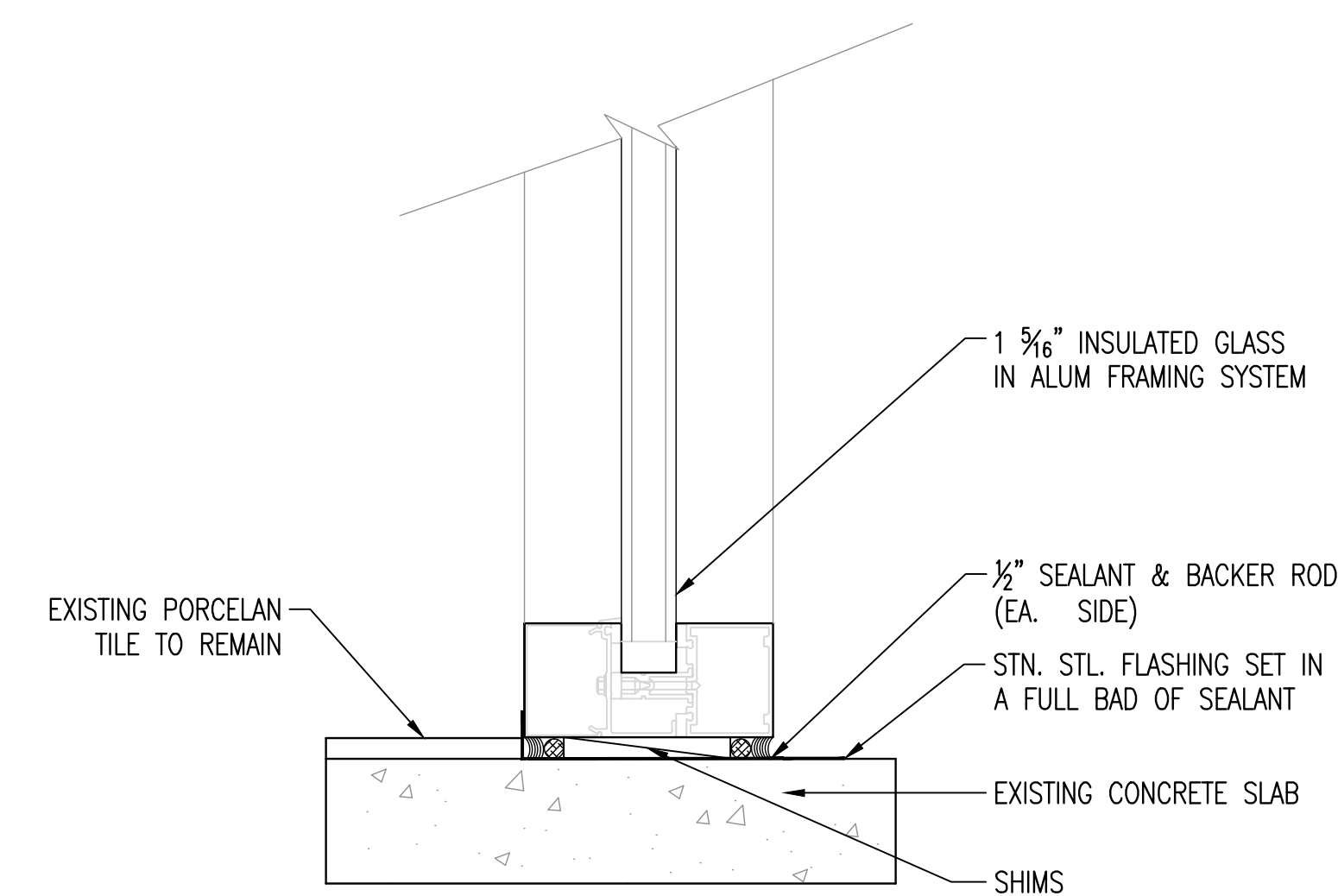
2 WINDOW JAMB DETAIL
A-901 3"=1'-0"




5 RESTROOM COUNTERTOP SECTION
A-901 1 1/2"=1'-0"



3 WINDOW HEAD DETAIL
A-901 3"=1'-0"



1 WINDOW SILL DETAIL @ SIDE-LITES
A-901 3"=1'-0"



10.18.2019
Huitt-Zollars Inc.
Firm Registration No. F-761

HUITT-ZOLLARS

Huitt-Zollars, Inc. TPBE Reg. No. F-761
10350 Richmond Ave., Suite 300
Houston, Texas 77042-4248
Phone (281) 496-0066 Fax (281) 496-0220

No.	Description	Date
1	ISSUED FOR BID	9/23/2019
2	ADDENDUM No. 2	10/18/2019

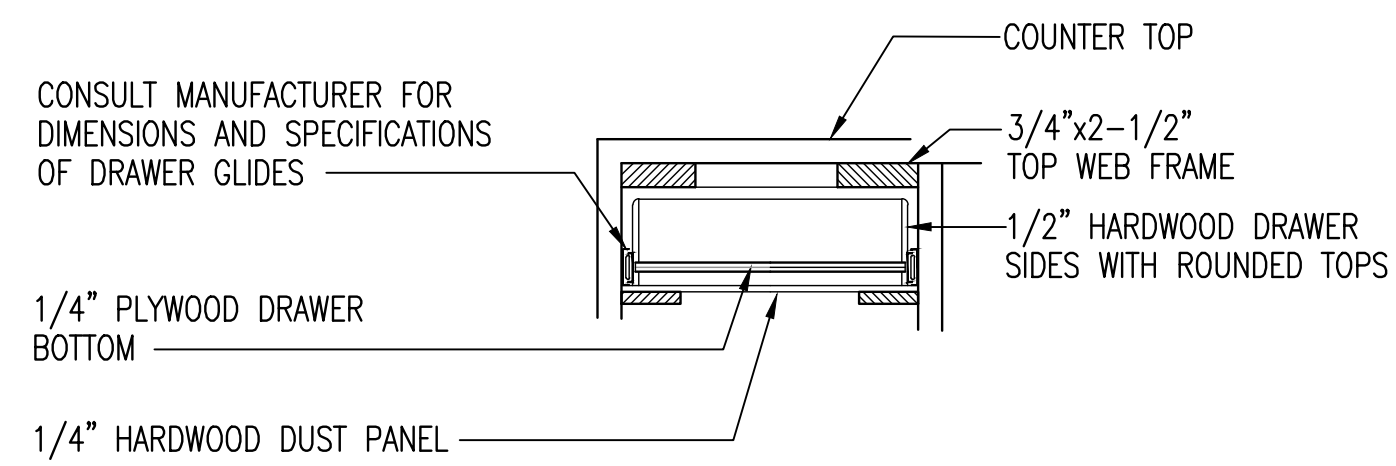
**WAYNE JOHNSON
COMMUNITY CENTER**

ARCHITECTURAL DETAILS

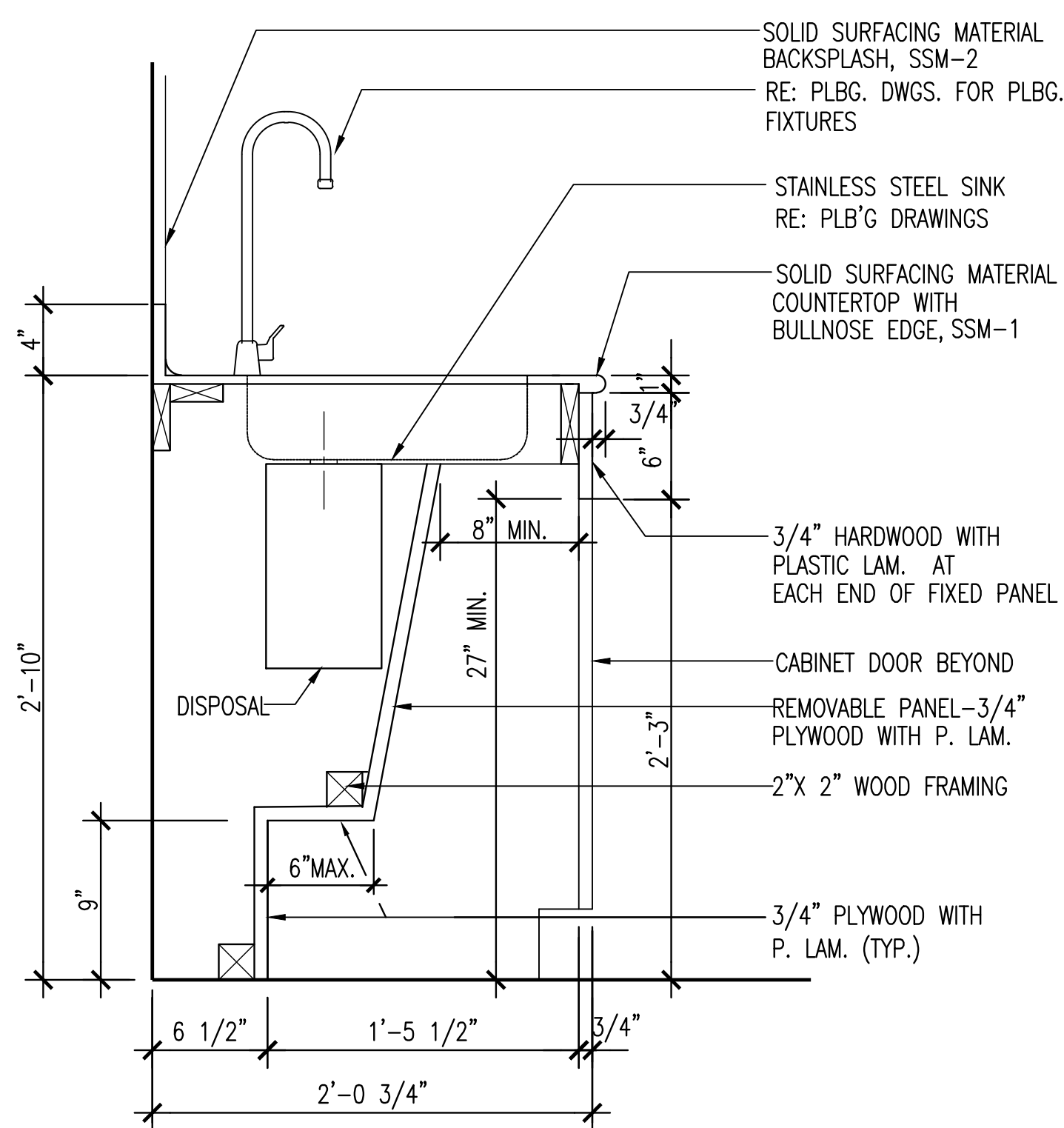
Project number R0
Date 09-23-2019
Drawn by MF
Checked by RH

A-901

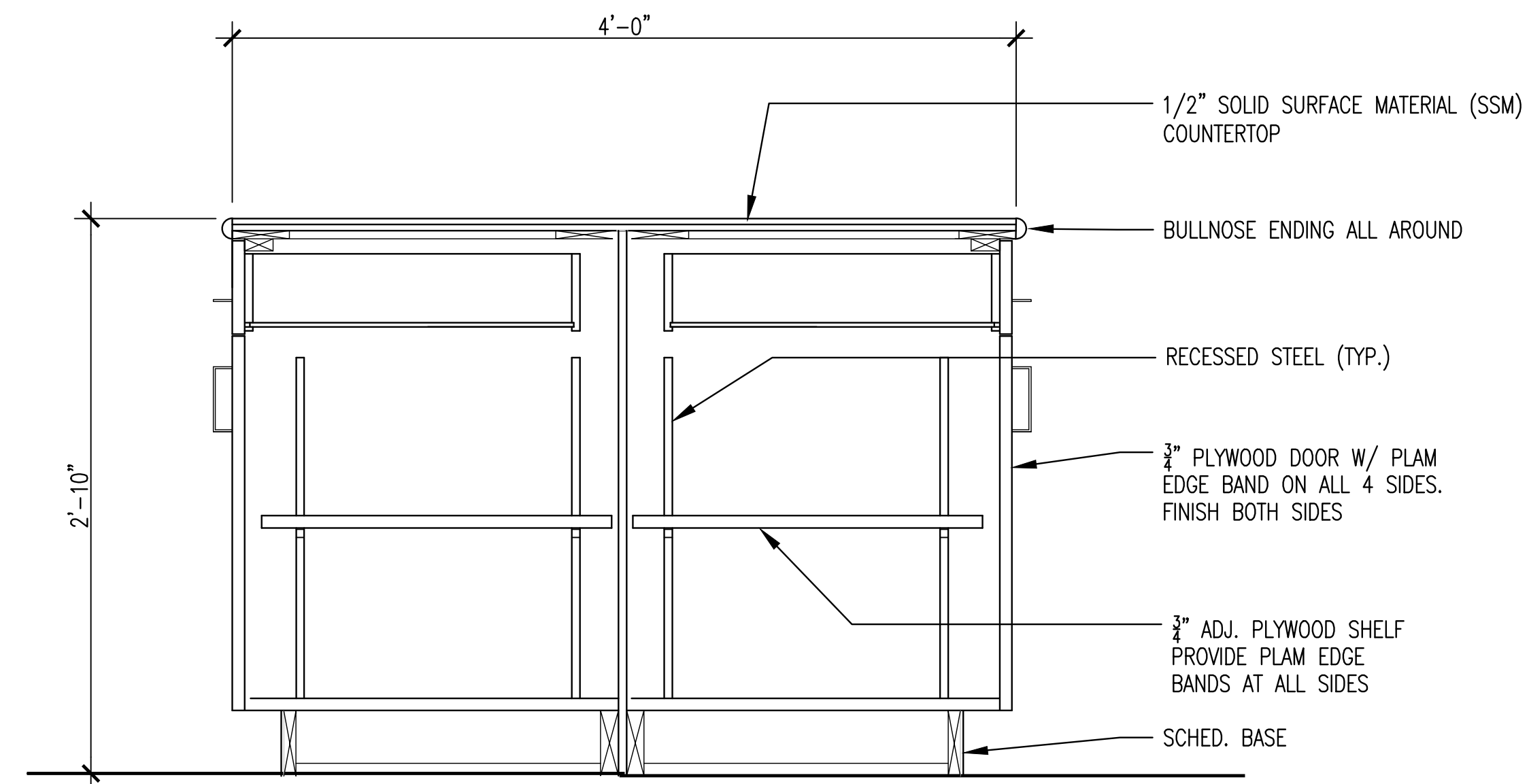
Scale AS NOTED



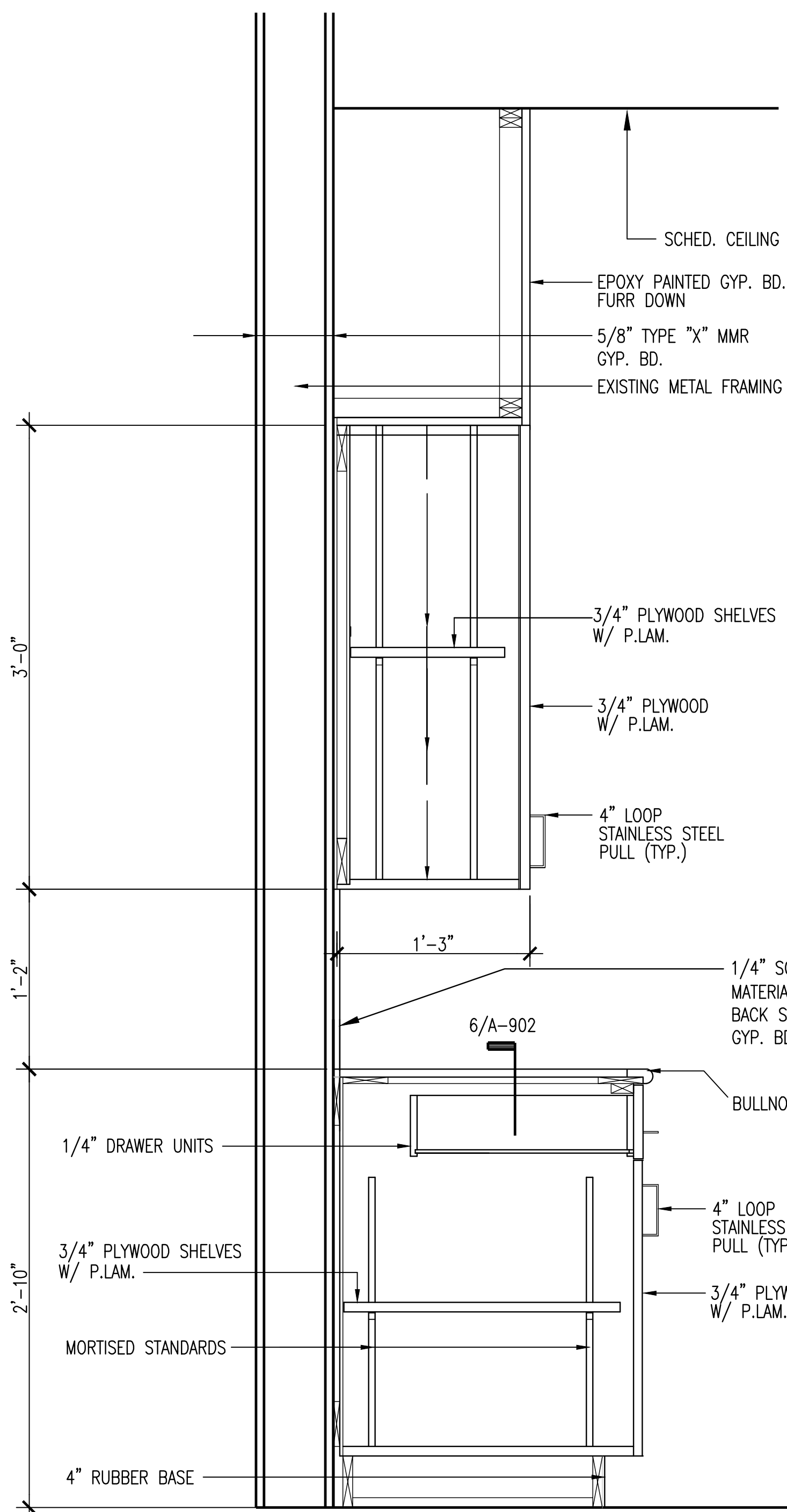
6 DRAWER DETAIL
A-902 | 1 1/2"=1'-0"



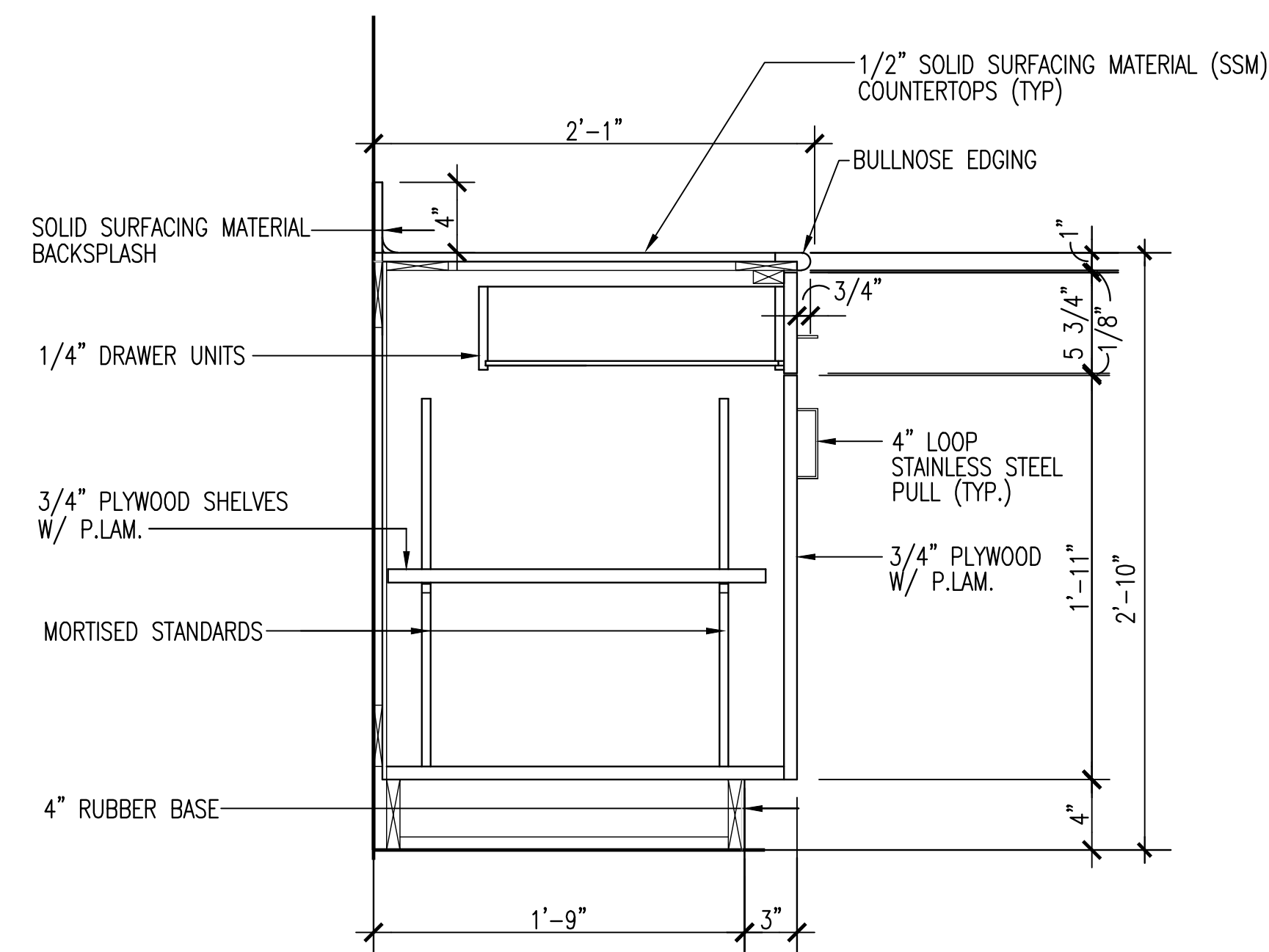
5 BASE CABINET W/ SINK
A-902 | 1 1/2"=1'-0"



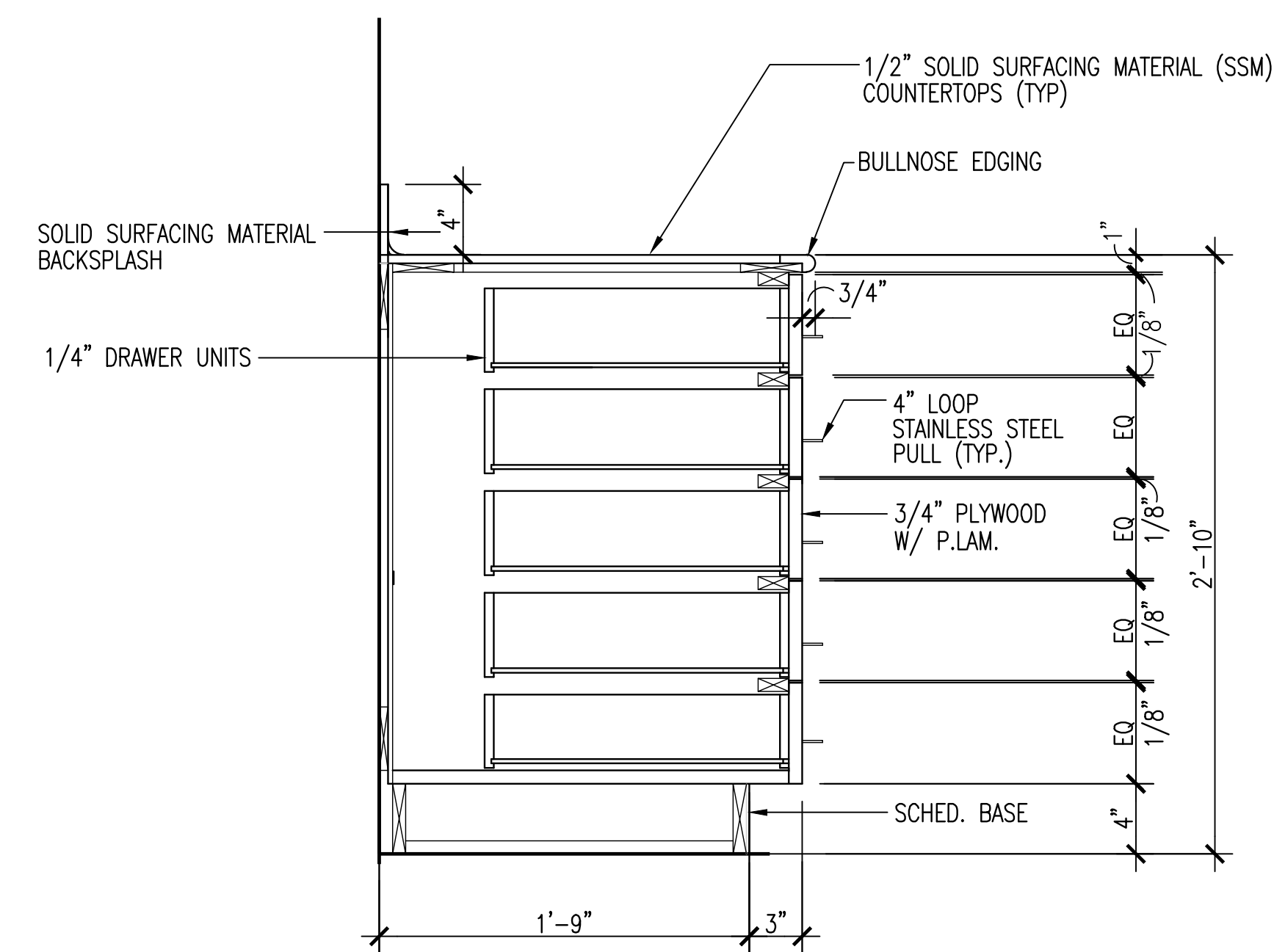
4 COUNTERTOP SECTION
A-902 | 1 1/2"=1'-0"




3 CABINET SECTION
A-902 | 1 1/2"=1'-0"



2 BASE CABINET SECTION
A-902 | 1 1/2"=1'-0"



1 BASE CABINET W/DRAWERS
A-902 | 1 1/2"=1'-0"



HUITT-ZOLLARS
Huitt-Zollars, Inc. TPBE Reg. No. F-761
10350 Richmond Ave., Suite 300
Houston, Texas 77042-4248
Phone (281) 496-0066 Fax (281) 496-0220

No.	Description	Date
1	ISSUED FOR BID	9/23/2019
2	ADDENDUM No. 2	10/18/2019

WAYNE JOHNSON
COMMUNITY CENTER

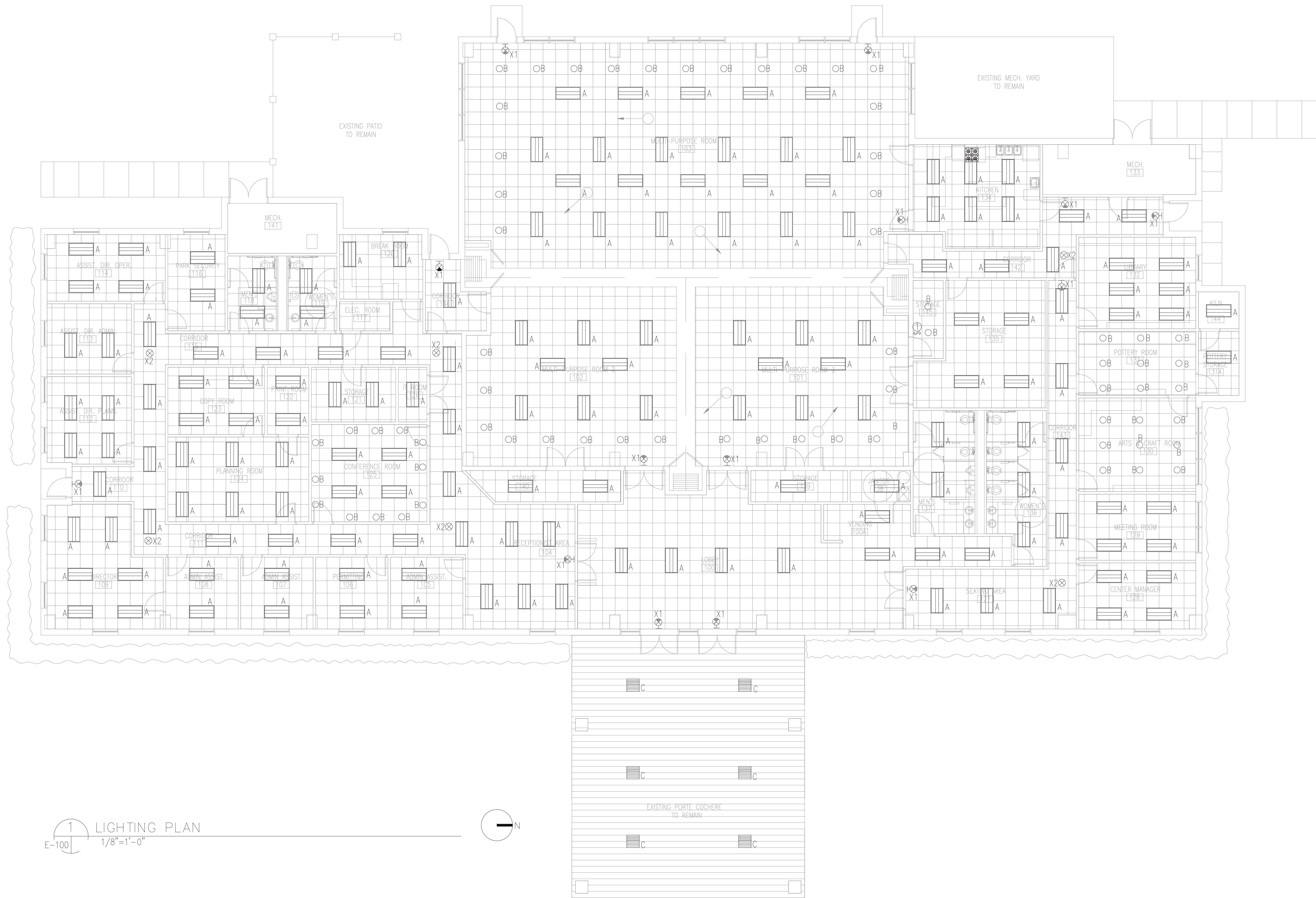
MILLWORK DETAILS

Project number	R0
Date	09-23-2019
Drawn by	MF
Checked by	RH

A-902

Scale AS NOTED

CADFILE: \\NR308586.01 - Post Storm Damage Assessment\110 CADDD & BIM\110.1 AutoCAD\Wayne Johnson Community Center\Electrical\E100 ELECTRICAL LIGHTING PLAN.dwg Plotted: Mon, Oct. 21, 2019 @ 1:45 PM By: cborres



1 LIGHTING PLAN
E-100 1/8" = 1'-0"

- A 2'x4' LED LIGHT FIXTURES
- C SUSPENDED INDIRECT LIGHT FIXTURES
- B RECESSED "LED" LIGHT FIXTURES
- X1 LED "EXIT" SIGN (WALL MOUNT)
- X2 LED "EXIT" SIGN (CEILING MOUNT)


LIGHT FIXTURE SCHEDULE - WAYNE JOHNSON COMMUNITY CENTER						
TYPE	DESCRIPTION	LAMP	VOLTAGE	MOUNTING	MANUFACTURER	NOTES
A	2X4 ARCHITECTURE RECESSED LED LUMINAIRE WITH PERFORATED CENTER BASKET	LED	120/277	RECESSED	Day-Brite CF-S-24-G-PG-38L-40-U-DZT-XX	
B	LED INTERIOR DOWNLIGHT	LED	120/277	RECESSED	Lightolier Frame - 6R-R-Engine - C6L-35-8-40-M-Z10-U Trim - C6-R-DL-WH-	
C	EXTERIOR FIXTURE	LED	120/277	SURFACE	STONCO GC40-NW-G1-SM-5-8-BZ	
X1	EXIT LIGHT	LED	120/277	MOUNTED	ELX400-GN	
X2	EXIT LIGHT	LED	120/277	RECESSED	ELX400-GN	

GENERAL NOTES:

- EXISTING LIGHTING FIXTURES TO BE REMOVED AND REPLACED WITH NEW LED LIGHTING FIXTURES.
- NEW LIGHTING FIXTURES TO BE RE-CIRCUITED INTO EXISTING LIGHTING CIRCUIT WITH EXISTING WIRE.
- NEW LIGHTING FIXTURES TO BE RE-CIRCUITED INTO EXISTING SWITCH.
- EMERGENCY LIGHTS AND EXIT LIGHTS SHALL BE SELF-DIAGNOSTIC.
- EMERGENCY LIGHTS SHALL BE WIRED SO THAT THE FIXTURE BATTERY WILL CONTINUE TO BE CHARGED EVEN WHEN THE FIXTURE IS SWITCHED OFF. THIS MEANS AN ADDITIONAL CONDUCTOR SHALL BE CONNECTED TO THE LIGHTING CIRCUIT PRIOR TO THE LIGHT SWITCH. THIS CONDUCTOR IS TO BE CONNECTED TO EACH EMERGENCY BATTERY PACK ON THE CIRCUIT TO INSURE THAT THE BATTERY PACKS WILL ALWAYS BE CHARGING.
- COORDINATE NEW LIGHTING FIXTURES WITH EXISTING MECHANICAL DIFFUSERS.

GENERAL NOTES: ○

- 1. ADD NEW SWITCH FOR STORAGE ROOM.



HUITT-ZOLIARS

Huitt-Zollars, Inc. TPBE Reg. No. F-761
10350 Richmond Ave., Suite 300
Houston, Texas 77042-4249
Phone (281)496-0066 Fax (281)496-0220

No.	Description	Date
1	ISSUED FOR BID	9/23/2019
2	ADDENDUM No. 2	10/18/2019

**WAYNE JOHNSON
COMMUNITY CENTER**

ELECTRICAL LIGHTING PLAN

Project number	R0
Date	
Drawn by	MF
Checked by	RH

E-100

Scale AS NOTED



THE COUNTY OF GALVESTON

RUFUS G. CROWDER, CPPO, CPPB
PURCHASING AGENT

GWEN MCLAREN, CPPB
ASST. PURCHASING AGENT

COUNTY COURTHOUSE
722 Moody (21st Street)
Fifth (5th) Floor
GALVESTON, TEXAS 77550
(409) 770-5371

November 7, 2019

PROJECT NAME: Wayne Johnson Community Center Rebuild

SOLICITATION NO: B191051

RE: ADDENDUM #3

To All Prospective Proposers:

The following information is being provided to aid in preparation of your bid submittal(s)

Changes to Project Manual:

The following documents and/or specification sections listed below have been revised and are attached.

1. **Bid Proposal**
Remove Bid Proposal in its entirety and Replace with revised Bid Proposal attached herein.
2. **TOC-1 – Table of Contents**
Remove TOC – 1 – Table of Contents in its entirety and Replace with revised TOC – 1 – Table of Contents attached herein.
3. **Section 099123 – Interior Painting**
Remove Section 099123 – Interior Painting in its entirety and Replace with 099123 Exterior and Interior Painting attached herein.

Changes to Drawings:

1. Sheet A-101 Floor Plan Room Improvements

Remove Sheet A-101 Floor Plan Room Improvements and Replace with revised Sheet A-101 Floor Plan Room Improvements attached herein.

** All prior drawings and present drawings are issued in PDFs that are printable at 24 x 36. RE: Full Set Addendum 2 Drawings included as a separate pdf file**

Attachments:

1. Site Visit Sign in Sheet
2. Efi Global Post Remediation Mold Clearance Report

Questions and Answers:

Question #1: *Section "Scope of Work" pg. 125 specifies that 322sf of carpet in room 124 and 36sf of carpet in room 126 along with 24 windows "should be bid and invoiced separately?" Are these items to be bid as lump sum for Alternate 1 listed on the bid form? If not, are 2 base bids to be provided, the 1st for the majority scope and the 2nd for the windows and rooms 125/126?*

Response: The bid list is being revised and depicts where the cost of these items should be included. There is one base bid and an alternate.

Question #2: *Is the existing building asbestos and lead free? If not know, what are the lead and asbestos tests that are acceptable to the county?*

Response: The building was constructed in 2002. No asbestos or lead was allowed after 1982. If FEMA requires an abatement/testing letter there should have been one issued before the remediation began.

Question #3: *Specification 014000 says owner is responsible for testing and inspections and will be paid for out of an allowance. Will this allowance need to be included in our bid?*

Response: The owner is responsible for testing/inspections, however, the general contractor should include in their bid, a line item for this allowance as they will be responsible for getting this done. ...Not necessarily a part of the bid but is part of their scope of work.

Question #4: *Is the mold remediation complete and the site free of mold (ceiling tile, cloth partitions, etc.)?*

Response: The mold remediation is complete. Please see attached copy of EFI's Mold Clearance Report.

Question #5: *We need the drawings in the addendum separated out and in PDF at full scale drawings so we can print and do our estimate for bidding.*

Response: The drawings are included in this addendum in pdf form.

Question #6: *Addendum #2 drawings that we received are 8.5 x 11 page size, please provide correct size drawings from architect.*

Response: The drawings are included in this addendum.

Question #7: *The re-issued drawings indicate a ¼” thick full coverage solid surface backsplash in the breakroom. This is not called out on the Scope of Work document. Do we include this, and if yes, please provide the correct product.*

Response: Yes. Product is specified in Section 064023 Paragraph 2.1.E. Manufacturer: E.1. du Pont Nemours and Company (Corian product) for solid surfacing materials (SSM).

Question #8: *Are we to include new interior room signs?*

Response: No.

Question #9: *Are we to assume that we are to reinstall plumbing fixtures and necessary faucets and valves that were all salvaged. If yes, has all this material been cataloged and tagged?*

Response: Yes, please re-use. No, this material has not been cataloged and tagged.

Question #10: *Are we to include the re-install/hook up of the 2 dishwashers, microwaves and the electric range in our scope?*

Response: Yes.

Question #11: *Are the existing interior doors and frames to remain in-place as-is and have new drywall butt-up to them using the aluminum trim?*

Response: The existing is to remain as is and drywall butted up to the existing trim.

Question #12: *The bid form included in the documents doesn't provide separate line items for flooring (tile base, VCT, carpet and base), toilet partitions and accessories, appliance re-install, roller shades, plumbing, and demolition of items other than the ceilings that will be required. Please confirm if the form will be modified to where it is a lump sum single price and that the breakout that is indicated on the current form may be provided at a later date/time.*

Response: This addendum addresses these questions.

Question #13: *Please clarify response to question 32 of addendum No. 2. The last sentence contained two questions. The response was published as “yes”. Add No. 2 Q#32: (a) Is the HVAC portion of the work a mold remediation? (b) Or, just a cleaning of the existing system?*

Response: (b), Cleaning of existing ductwork system.

Question #14: *Will we need to remove the little bit of drywall that was left after demo before installing the new drywall?*

Response: Only if it is structurally compromised.

Question #15: *How should we address the pieces of metal that appear to have rust on them?*

Response: Re: Specification 072150, Paragraph 3.1.A.

Question #16: *Are there any HUB requirements?*

Response: The HUB requirements for this solicitation are as stated in section 2 C.F.R. § 200.321, Contracting with small and minority businesses, women's business enterprises, and labor surplus area firms of Exhibit A that was attached to the original bid package. For convenience, Exhibit A is also attached to this addendum.

Question #17: *Will there be certified payroll requirements?*

Response: Yes, with each pay application.

Question #18: *Where on the bid sheet should the room divider pricing be listed?*

Response: The bid list is being revised and depicts where the cost of this item should be included.

Question #19: *Where should the hydromulch requirement be listed?*

Response: The hydromulch around the disturbed areas where the trench drains will be installed as shown on the civil drawings.

Question #20: *Should the electrical (damaged receptacles and switches) be listed? All as lump sum?*

Response: Yes, the electrical should be listed all as lump sum.

Question #21 *For lighting – is it a requirement to replace the bulbs with LED?*

Response: All new LED light fixtures are to be used. Re: Addendum No. 2 ELECTRICAL drawing.

Question #22: When reusing fixtures, what happens if it can't be reused?

Response: Provide new ones to match existing.

Question #23: What flooring is being replaced? All the tile?

Response: Re: Finish Schedule issued with Addendum No. 2 drawings.

Question #24: Windows – do we want them to be able to be windstorm certified?

Response: Yes. Included in Addendum No.2

Question # 25: In regards to the partitions, are we going to find a product that will fit in the existing tracts?

Response: Yes. The existing is by: MODERNFOLD.

Question #26: Do we need to use the electrical panel that was pulled out or replace with a new one?

Response: Replace with new one to match existing.

Question #27: Will we reuse the bathroom stall panels or replace with new ones?

Response: New stainless steel as included in Addendum No. 2 specifications

Question #28: Do we need to use the existing plumbing fixtures (toilets, sinks, water fountains, etc...)?

Response: Yes.

Question #29: What type of spray foam is specified? Does it need to go behind the wall cavities?

Response: Closed cell. Re: Spec Number 072150. Spray into all exterior wall cavities that are exposed.

Question #30: Do we need to reuse the tract light/slot rails?

Response: No.

Question #31: *If bottom rail is missing, should we include a new one in the pricing?*

Response: It is unclear of what rail is being referred to?

Question #32: *Will the County be turning on the AC anytime?*

Response: The AC will not be turned on until after the units & ductwork have been cleaned. It may very well turn out the County needs to replace some duct work and/or units. They were running prior to the remediation.

Question #33: *Is the scope of work to include the re-install and hook-up of all existing appliances; RE: gas range, gas range exhaust hood/fan, (2) refrigerators, electric range, (2) water fountains, (2) dishwashers and (2) wall coolers? If yes, is the GC responsible for sanitizing the units. It was stated in addendum #2 that the 3 compartment sink would be salvaged and re-installed in our scope.*

Response: All items listed are to be re-installed by the GC.

Question #34: *If the equipment is being replaced will there be a new specification if this equipment is to be in the GC's scope of supply? If furnished by owner and contractor installed, can we get a schedule for when the equipment will be delivered to site.*

Response: The equipment is not being replaced.

Question #35: *Will there be a narrative regarding the electrical scope of work?. There are exist ing conduits that must be moved back into place in walls, electrical outlets that need to be replaced and I or re-wired and re-installed, face plates for outlets that must be replaced due to being bent or broken, electrical panels and main power switches for AHU's that have been pulled from walls, electrical power panel for the kitchen that must be replaced and re-wired for all equipment, etc. Will the wall outlets have wiring and conduit replaced from the outlet back to junction boxes in the 1 ceilings or are we to re-use the existing wiring and conduit?*

Response: Add: The following to Section 011000 Summary of Work.
Replace existing wall outlets and faceplates that have been damaged with new, to match existing in: type and color. Replace existing wiring and conduit from existing outlets with new wire and conduit up to junction box in ceiling. Replace all existing electrical equipment that has been set aside back onto remodeled wall. Replace kitchen panel that was removed and replace with panel to match the existing and the needed circuit breakers. Re-wire existing kitchen equipment to the new panel with new conduit and wire.

Question #36: *Please confirm that the existing landscape sprinkler system at the scrubs is to be removed and not re-installed.*

Response: Confirmed.

Question #37: *Please confirm if the existing structural supports for the folding panel partitions is to be re-used as-is and that the 2.1 Performance Requirements, paragraph A. "Engage a qualified professional engineer, as defined in Section 014000 "Quality Requirements," to design seismic bracing of tracks to structure above" is not required.*

Response: Confirmed.

Question #38: *Please confirm if there is an existing gas hot water heater that was salvaged and is to be re-used in Janitor Room 138*

Response: Confirmed.

Question #39: *Please confirm that a new mop floor sink is required in Janitor Rm 138. If yes, please provide a specification or model#.*

Response: Yes. Use: FIAT; Terrazo mop service basin 12" depth with 6" drop front; TSB3003 series

Question #40: *Is the existing fire alarm equipment to be re-used or are new horns, strobes etc. required?*

Response: Re-use the existing system.

Question #41: *Please confirm if interior room signs to match existing will be required.*

Response: No new room signs.

Question #42: *Please provide a copy of the sign-in sheet for the site visit that occurred on Monday Oct 28th.*

Response: The sign-in sheet is included in Addendum No. 3.

Question #43: *Please confirm if the re-install of all the plumbing fixtures for the public areas and restrooms is to be included in the scope of work. If yes, were they salvaged along with all valving and piping. If yes, is it readily available on site in the storage containers next to the building for re-install by the GC's plumbing subcontractor.*

Response: All plumbing fixtures that were removed are stored on site and should be re-installed as part of this scope of work. An inventory has not been performed. The bid should address this condition.

Question #44: *Storage Rm 135 has a millwork wall shelving unit full length of the plan-north wall but is not indicated on the drawings. Do we demo this unit or salvage in-place?*

Response: Salvage in place.

Question #45: *Are we to re-use the existing fire extinguisher cabinets and provide new extinguishers or demo and provide new cabinets w/ extinguishers?*

Response: Re-use existing cabinets. Owner to provide new extinguishers.

Question #46: *Will the bid form be re-issued to include all demolition, all flooring, tile, toilet compartments & accessories, folding panel partitions, manual roller shades, plumbing/re-install /hook-up of kitchen equipment, fire alarm? Would it be possible to make the bid form a lump sum bid and provide the owner with a schedule of values/ breakdown after award?*

Response: This addendum addresses these questions.

Question #47: *I wanted to reach out in regards to this project on whether or not Video Surveillance Systems or Access Control would be needed for the project?*

Response: No there is no need for this on this project.


As a reminder, all questions regarding this bid must be submitted in writing to:

Rufus G. Crowder, CPPO CPPB
Galveston County Purchasing Agent
722 Moody, Fifth (5th) Floor
Galveston, Texas 77550
E-mail: purchasing.bids@co.galveston.tx.us

If you have any further questions regarding this bid, please address them to Rufus Crowder, CPPO CPPB, Purchasing Agent, via e-mail at purchasing.bids@co.galveston.tx.us, or contact the Purchasing Department at (409) 770-5371.

Please excuse us for any inconvenience that this may have caused.

Sincerely,



Rufus G. Crowder, CPPO CPPB
Purchasing Agent
Galveston County

**BID PROPOSAL
WAYNE JOHNSON COMMUNITY CENTER
BASE BID**

ITEM NO.	SPEC. NO.	DESCRIPTION	UNIT	QUAN.	UNIT PRICE IN WORDS	UNIT PRICE	TOTAL PRICE
1	11000	MOBILIZATION (not to exceed 5% of bid amount)	LS	1	DOLLARS AND _____	CENTS _____	
2	15240 72100	DEMOLITION OF EXISTING CEILING	LS	1	DOLLARS AND _____	CENTS _____	
3	095113 072100	REPLACE ACOUSTICAL CEILING SYSTEM INCLUDING THERMAL INSULATION	LS	1	DOLLARS AND _____	CENTS _____	
4	064023	MILLWORK	LS	1	DOLLARS AND _____	CENTS _____	
5	092600	GYPSUM BOARD INCLUDING REPLACEMENT OF DAMAGED METAL FRAMING WITH NEW METAL FRAMING TO MATCH EXISTING	LS	1	DOLLARS AND _____	CENTS _____	
6	072150	SPRAYED-IN-FOAM INSULATION INCLUDING CLEANING AND PREPARING OF METAL FRAMING	LS	1	DOLLARS AND _____	CENTS _____	
7	262726	ELECTRICAL- SWITCHES, RECEPTACLES AND FACE PLATES	LS	1	DOLLARS AND _____	CENTS _____	
8	099123	PAINTING INTERIOR AND EXTERIOR (PRIME COAT AND TWO FINISHED COATS)	LS	1	DOLLARS AND _____	CENTS _____	
9	230713	AC DUCTS (500LF OF DUCT REPLACEMENT INCLUDING INSULATION AND MECHANICAL EQUIPMENT CLEANING)	LS	1	DOLLARS AND _____	CENTS _____	
10	102239	FURNISH AND INSTALL ROOM DIVIDERS BI-FOLD DOORS	LS	1	DOLLARS AND _____	CENTS _____	
11	102113, 088300, & 108010	FURNISH & INSTALL BATHROOM PARTITIONS & TOILET AND BATHACCESSORIES, AND MIRRORS	LS	1	DOLLARS AND _____	CENTS _____	
12	108010	REINSTALL EXISTING BATHROOM FIXTURES	LS	1	DOLLARS AND _____	CENTS _____	
13	093100	FURNISH AND INSTALL PORCELAIN TILE	LS	1	DOLLARS AND _____	CENTS _____	
14	265119	REPLACE INTERIOR AND EXTERIOR LIGHTING FIXTURES	LS	1	DOLLARS AND _____	CENTS _____	
15	096510	REMOVE AND REPLACE VINYL FLOOR TILES	LS	1	DOLLARS AND _____	CENTS _____	
16	096510	FURNISH AND INSTALL RUBBER BASE MOLDING	LS	1	DOLLARS AND _____	CENTS _____	
17	096800	FURNISH AND INSTALL CARPET EXCEPT ROOMS 124 & 126	LS	1	DOLLARS AND _____	CENTS _____	
18	084113	REPLACE EXTERIOR DOORS	LS	1	DOLLARS AND _____	CENTS _____	
19	REFER TO DWGS. SHEET C-101 & C-102	INSTALL FRENCH DRAIN SYSTEM INCLUDING REMOVAL OF SHRUBBERY AND RELATED DEMOLITION	LS	1	DOLLARS AND _____	CENTS _____	
20	REFER TO DWGS. SHEET E-100	REPLACE EXTERIOR LIGHTING	LS	1	DOLLARS AND _____	CENTS _____	
TOTAL - BASE BID							

ALTERNATE #1

ITEM NO.	SPEC. NO.	DESCRIPTION	UNIT	QUAN.	UNIT PRICE IN WORDS	UNIT PRICE	TOTAL PRICE
A1	084113	REPLACE WINDOWS	LS	1	DOLLARS AND _____	CENTS _____	
A2	96800	CARPET IN ROOM S 124 & 126	LS		DOLLARS AND _____	CENTS _____	
A3	122120	MANUAL ROLLER SHADES	LS		DOLLARS AND _____	CENTS _____	
TOTAL - ALTERNATE #1							

**BID PROPOSAL
WAYNE JOHNSON COMMUNITY CENTER
BID SUMMARY**

TOTAL - BASE BID: _____

TOTAL BASE BID PLUS ALTERNATE #1: _____

This Proposal consists of a Base Bid and one (1) Alternate Bid Item. For a bid to be considered responsive all sections must be completed. The award of the contract may be based on only the Base Bid or on the Base Bid plus Alternate #1 at the sole discretion of Galveston County.

TABLE OF CONTENTS**DIVISION 01 GENERAL REQUIREMENTS**

011000	Summary of Work
013100	Project Management and Coordination
013200	Construction Progress Documentation
013300	Submittal Procedures
014000	Quality Requirements
014200	References
015240	Construction Waste Management
015638	Tree Protection and Trimming
015760	Waste Material Disposal
016000	Product Requirements
017000	Execution Requirements
017700	Closeout Procedures
017839	Project Record Documents

DIVISION 02 EXISTING CONDITIONS**03 CONCRETE****04 MASONRY****05 METALS****06 WOOD, PLASTICS, AND COMPOSITES**

061053	Miscellaneous Carpentry
064023	Interior Architectural Woodwork

DIVISION 07 THERMAL AND MOISTURE PROTECTION

072100	Thermal Insulation
072150	Thermal Spray Foam Insulation
079200	Joint Sealants

DIVISION 08 OPENINGS

084113	Aluminum-Framed Entrances and Storefronts
088000	Glazing
088300	Mirrors

DIVISION 09 FINISHES

092600	Gypsum Board Assemblies
093100	Tile
095113	Acoustical Panel Ceilings
096510	Resilient Flooring, Base and Accessories
096800	Carpet
099123	Exterior and Interior Painting

DIVISION 10 SPECIALTIES

- 102113 Stainless-Steel Toilet Compartments
- 102239 Folding Panel Partitions
- 108010 Toilet and Bath Accessories

DIVISION 11 EQUIPMENT

DIVISION 12 FURNISHINGS

- 122120 Manual Roller Shade System

DIVISION 13 SPECIAL CONSTRUCTION

DIVISION 14 CONVEYING EQUIPMENT

DIVISION 21 FIRE SUPPRESSION

DIVISION 22 PLUMBING

DIVISION 23 HEATING, VENTILATING, AND AIR CONDITIONING (HVAC)

- 230713 Duct Insulation
- 233713.33 Diffusers, Registers and Grilles

DIVISION 26 ELECTRICAL

- 262726 Wiring Devices
- 265119 LED Interior Lighting

DIVISION 27 COMMUNICATIONS

DIVISION 28 ELECTRONIC SAFETY AND SECURITY

DIVISION 31 EARTHWORK

- 312317 Excavation and Backfill for Utilities
- 312318 Trench Drain System

DIVISION 32 EXTERIOR IMPROVEMENTS

- 320520 Geotextile
- 329114 Hydromulch Seeding

DIVISION 33 UTILITIES

- 330131 Storm Sewers

END OF TABLE OF CONTENTS

SECTION 099123

EXTERIOR AND INTERIOR PAINTING

PART 1 - GENERAL

1.1 RELATED DOCUMENTS

- A. Drawings and general provisions of the Contract, including General and Supplementary Conditions and Division 1 Specification Sections, apply to this Section.

1.2 SUMMARY

- A. This Section includes surface preparation and the application of paint systems on the following interior substrates:
 - 1. Steel.
 - 2. Galvanized metal.
 - 3. Aluminum (not anodized or otherwise coated).
 - 4. Wood.
 - 5. Gypsum board.

1.3 SUBMITTALS

- A. Product Data: For each type of product indicated.
- B. Samples for Initial Selection: For each type of topcoat product indicated.
- C. Samples for Verification: For each type of paint system and in each color and gloss of topcoat indicated.
 - 1. Submit Samples on rigid backing, 8 inches (200 mm) square.
 - 2. Step coats on Samples to show each coat required for system.
 - 3. Label each coat of each Sample.
 - 4. Label each Sample for location and application area.
- D. Product List: For each product indicated, include the following:
 - 1. Cross-reference to paint system and locations of application areas. Use same designations indicated on Drawings and in schedules.
 - 2. Printout of current "MPI Approved Products List" for each product category specified in Part 2, with the proposed product highlighted.

1.4 QUALITY ASSURANCE

- A. MPI Standards:
 - 1. Products: Complying with MPI standards indicated and listed in "MPI Approved Products List."
 - 2. Preparation and Workmanship: Comply with requirements in "MPI Architectural Painting Specification Manual" for products and paint systems indicated.

- B. Mockups: Apply benchmark samples of each paint system indicated and each color and finish selected to verify preliminary selections made under sample submittals and to demonstrate aesthetic effects and set quality standards for materials and execution.
1. Architect will select one surface to represent surfaces and conditions for application of each paint system specified in Part 3.
 - a. Wall and Ceiling Surfaces: Provide samples of at least 100 sq. ft. (9 sq. m).
 - b. Other Items: Architect will designate items or areas required.
 2. Apply benchmark samples after permanent lighting and other environmental services have been activated.
 3. Final approval of color selections will be based on benchmark samples.
 - a. If preliminary color selections are not approved, apply additional benchmark samples of additional colors selected by Architect at no added cost to Owner.

1.5 DELIVERY, STORAGE, AND HANDLING

- A. Store materials not in use in tightly covered containers in well-ventilated areas with ambient temperatures continuously maintained at not less than 45 deg F (7 deg C).
1. Maintain containers in clean condition, free of foreign materials and residue.
 2. Remove rags and waste from storage and work areas daily.

1.6 PROJECT CONDITIONS

- A. Apply paints only when temperature of surfaces to be painted and ambient air temperatures are between 50 and 95 deg F (10 and 35 deg C).
- B. Do not apply paints when relative humidity exceeds 85 percent; at temperatures less than 5 deg F (3 deg C) above the dew point; or to damp or wet surfaces.

1.7 EXTRA MATERIALS

- A. Furnish extra materials described below that are from same production run (batch mix) as materials applied and that are packaged for storage and identified with labels describing contents.
1. Quantity: Furnish an additional 5 percent, but not less than 1 gal. (3.8 L) and not more than two 5-gallon containers of each material and color applied.

PART 2 - PRODUCTS

2.1 MANUFACTURERS

- A. Available Manufacturers: Subject to compliance with requirements, manufacturers offering products that may be incorporated into the Work include, but are not limited to, the following:

- B. Manufacturers: Subject to compliance with requirements, provide products by one of the following:

1. Benjamin Moore & Co
2. ICI Paints.
3. PPG Architectural Finishes, Inc.
4. Sherwin-Williams Company (The).
5. Tnemec

2.2 PAINT, GENERAL

- A. Material Compatibility:

1. Provide materials for use within each paint system that are compatible with one another and substrates indicated, under conditions of service and application as demonstrated by manufacturer, based on testing and field experience.
2. For each coat in a paint system, provide products recommended in writing by manufacturers of topcoat for use in paint system and on substrate indicated.

- B. Chemical Components of Field-Applied Interior Paints and Coatings: Provide products that comply with the following limits for VOC content, exclusive of colorants added to a tint base, when calculated according to 40 CFR 59, Subpart D (EPA Method 24) and the following chemical restrictions; these requirements do not apply to primers or finishes that are applied in a fabrication or finishing shop:

1. Flat Paints and Coatings: VOC content of not more than 50 g/L.
2. Nonflat Paints and Coatings: VOC content of not more than 150 g/L.
3. Aromatic Compounds: Paints and coatings shall not contain more than 1.0 percent by weight of total aromatic compounds (hydrocarbon compounds containing one or more benzene rings).
4. Restricted Components: Paints and coatings shall not contain any of the following:
 - a. Acrolein.
 - b. Acrylonitrile.
 - c. Antimony.
 - d. Benzene.
 - e. Butyl benzyl phthalate.
 - f. Cadmium.
 - g. Di (2-ethylhexyl) phthalate.
 - h. Di-n-butyl phthalate.
 - i. Di-n-octyl phthalate.
 - j. 1,2-dichlorobenzene.
 - k. Diethyl phthalate.
 - l. Dimethyl phthalate.
 - m. Ethylbenzene.
 - n. Formaldehyde.
 - o. Hexavalent chromium.
 - p. Isophorone.
 - q. Lead.
 - r. Mercury.
 - s. Methyl ethyl ketone.
 - t. Methyl isobutyl ketone.
 - u. Methylene chloride.

- v. Naphthalene.
- w. Toluene (methylbenzene).
- x. 1,1,1-trichloroethane.
- y. Vinyl chloride.

C. Colors: As selected by Architect from manufacturer's full range.

2.3 PRIMERS/SEALERS

A. Interior Latex Primer/Sealer: MPI #50.

- 1. VOC Content: E Range of E2.
- 2. Environmental Performance Rating: EPR 2.

B. Interior Alkyd Primer/Sealer: MPI #45.

- 1. VOC Content: E Range of E2.

C. Wood-Knot Sealer: Sealer recommended in writing by topcoat manufacturer for use in paint systems indicated.

2.4 METAL PRIMERS

A. Alkyd Anticorrosive Metal Primer: MPI #79.

- 1. VOC Content: E Range of E2.

B. Quick-Drying Alkyd Metal Primer: MPI #76.

- 1. VOC Content: E Range of E2.

C. Rust-Inhibitive Primer (Water Based): MPI #107.

- 1. VOC Content: E Range of E2.
- 2. Environmental Performance Rating: EPR 2.

D. Cementitious Galvanized-Metal Primer: MPI #26.

- 1. VOC Content: E Range of E1.

E. Waterborne Galvanized-Metal Primer: MPI #134.

- 1. VOC Content: E Range of E2.
- 2. Environmental Performance Rating: EPR 2.

F. Vinyl Wash Primer: MPI #80.

- 1. VOC Content: E Range of E2.

G. Quick-Drying Primer for Aluminum: MPI #95.

- 1. VOC Content: E Range of E2.

2.5 LATEX PAINTS

- A. Institutional Low-Odor/VOC Latex (Eggshell): MPI #145 (Gloss Level 3).
 - 1. VOC Content: E Range of E3.
 - 2. Environmental Performance Rating: EPR 4.5.
- B. Institutional Low-Odor/VOC Latex (Semigloss): MPI #147 (Gloss Level 5).
 - 1. VOC Content: E Range of E3.
 - 2. Environmental Performance Rating: EPR 3.
- C. High-Performance Architectural Latex (Eggshell): MPI #139 (Gloss Level 3).
 - 1. VOC Content: E Range of E2.
 - 2. Environmental Performance Rating: EPR 5.
- D. High-Performance Architectural Latex (Satin): MPI #140 (Gloss Level 4).
 - 1. VOC Content: E Range of E3.
 - 2. Environmental Performance Rating: EPR 4.5.
- E. High-Performance Architectural Latex (Semigloss): MPI #141 (Gloss Level 5).
 - 1. VOC Content: E Range of E2.
 - 2. Environmental Performance Rating: EPR 6.

2.6 ALUMINUM PAINT

- A. Aluminum Paint: MPI #1.
 - 1. VOC Content: E Range of E2.

PART 3 - EXECUTION**3.1 EXAMINATION**

- A. Examine substrates and conditions, with Applicator present, for compliance with requirements for maximum moisture content and other conditions affecting performance of work.
- B. Maximum Moisture Content of Substrates: When measured with an electronic moisture meter as follows:
 - 1. Concrete: 12 percent.
 - 2. Masonry CMU: 12 percent.
 - 3. Wood: 15 percent.
 - 4. Gypsum Board: 12 percent.
- C. Verify suitability of substrates, including surface conditions and compatibility with existing finishes and primers.
- D. Begin coating application only after unsatisfactory conditions have been corrected and surfaces are dry.

1. Beginning coating application constitutes Contractor's acceptance of substrates and conditions.

3.2 PREPARATION

- A. Comply with manufacturer's written instructions and recommendations in "MPI Architectural Painting Specification Manual" applicable to substrates indicated.
- B. Remove plates, machined surfaces, and similar items already in place that are not to be painted. If removal is impractical or impossible because of size or weight of item, provide surface-applied protection before surface preparation and painting.
 1. After completing painting operations, use workers skilled in the trades involved to reinstall items that were removed. Remove surface-applied protection if any.
 2. Do not paint over labels of independent testing agencies or equipment name, identification, performance rating, or nomenclature plates.
- C. Clean substrates of substances that could impair bond of paints, including dirt, oil, grease, and incompatible paints and encapsulants.
 1. Remove incompatible primers and reprime substrate with compatible primers as required to produce paint systems indicated.
- D. Concrete Substrates: Remove release agents, curing compounds, efflorescence, and chalk. Do not paint surfaces if moisture content or alkalinity of surfaces to be painted exceeds that permitted in manufacturer's written instructions.
- E. Concrete Masonry Substrates: Remove efflorescence and chalk. Do not paint surfaces if moisture content or alkalinity of surfaces to be painted exceeds that permitted in manufacturer's written instructions.
- F. Steel Substrates: Remove rust and loose mill scale. Clean using methods recommended in writing by paint manufacturer.
- G. Galvanized-Metal Substrates: Remove grease and oil residue from galvanized sheet metal fabricated from coil stock by mechanical methods to produce clean, lightly etched surfaces that promote adhesion of subsequently applied paints.
- H. Aluminum Substrates: Remove surface oxidation.
- I. Wood Substrates:
 1. Scrape and clean knots, and apply coat of knot sealer before applying primer.
 2. Sand surfaces that will be exposed to view, and dust off.
 3. Prime edges, ends, faces, undersides, and backsides of wood.
 4. After priming, fill holes and imperfections in the finish surfaces with putty or plastic wood filler. Sand smooth when dried.
- J. Gypsum Board Substrates: Do not begin paint application until finishing compound is dry and sanded smooth.

3.3 APPLICATION

- A. Apply paints according to manufacturer's written instructions.
 - 1. Use applicators and techniques suited for paint and substrate indicated.
 - 2. Paint surfaces behind movable equipment and furniture same as similar exposed surfaces. Before final installation, paint surfaces behind permanently fixed equipment or furniture with prime coat only.
 - 3. Paint front and backsides of access panels, removable or hinged covers, and similar hinged items to match exposed surfaces.
- B. Tint each undercoat a lighter shade to facilitate identification of each coat if multiple coats of same material are to be applied. Tint undercoats to match color of topcoat, but provide sufficient difference in shade of undercoats to distinguish each separate coat.
- C. If undercoats or other conditions show through topcoat, apply additional coats until cured film has a uniform paint finish, color, and appearance.
- D. Apply paints to produce surface films without cloudiness, spotting, holidays, laps, brush marks, roller tracking, runs, sags, ropiness, or other surface imperfections. Cut in sharp lines and color breaks.
- E. Painting Mechanical and Electrical Work: Paint items exposed in equipment rooms and occupied spaces including, but not limited to, the following:
 - 1. Mechanical Work:
 - a. Uninsulated metal piping.
 - b. Uninsulated plastic piping.
 - c. Pipe hangers and supports.
 - d. Tanks that do not have factory-applied final finishes.
 - e. Visible portions of internal surfaces of metal ducts, without liner, behind air inlets and outlets.
 - f. Duct, equipment, and pipe insulation having cotton or canvas insulation covering or other paintable jacket material.
 - g. Mechanical equipment that is indicated to have a factory-primed finish for field painting.
 - 2. Electrical Work:
 - a. Switchgear.
 - b. Panelboards.
 - c. Electrical equipment that is indicated to have a factory-primed finish for field painting.

3.4 FIELD QUALITY CONTROL

- A. Testing of Paint Materials: Owner reserves the right to invoke the following procedure at any time and as often as Owner deems necessary during the period when paints are being applied:
 - 1. Owner will engage the services of a qualified testing agency to sample paint materials being used. Samples of material delivered to Project site will be taken, identified, sealed, and certified in presence of Contractor.

2. Testing agency will perform tests for compliance with product requirements.
3. Owner may direct Contractor to stop applying paints if test results show materials being used do not comply with product requirements. Contractor shall remove noncomplying-paint materials from Project site, pay for testing, and repaint surfaces painted with rejected materials. Contractor will be required to remove rejected materials from previously painted surfaces if, on repainting with complying materials, the two paints are incompatible.

3.5 CLEANING AND PROTECTION

- A. At end of each workday, remove rubbish, empty cans, rags, and other discarded materials from Project site.
- B. After completing paint application, clean spattered surfaces. Remove spattered paints by washing, scraping, or other methods. Do not scratch or damage adjacent finished surfaces.
- C. Protect work of other trades against damage from paint application. Correct damage to work of other trades by cleaning, repairing, replacing, and refinishing, as approved by Architect, and leave in an undamaged condition.
- D. At completion of construction activities of other trades, touch up and restore damaged or defaced painted surfaces.

3.6 EXTERIOR AND INTERIOR PAINTING SCHEDULE

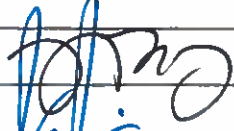











- A. Steel Substrates: [Exterior and Interior]
 1. Quick-Drying Enamel System: MPI INT 5.1A.
 - a. Prime Coat: Quick-drying alkyd metal primer.
 - b. Intermediate Coat: Quick-drying enamel matching topcoat.
 - c. Topcoat: Quick-drying enamel (semigloss).
 2. Water-Based Dry-Fall System: MPI INT 5.1C.
 - a. Prime Coat: Alkyd anticorrosive metal primer.
 - b. Topcoat: Latex dry fog/fall.
 3. High-Performance Architectural Latex System: MPI INT 5.1R.
 - a. Prime Coat: Quick-drying alkyd metal primer.
 - b. Intermediate Coat: High-performance architectural latex matching topcoat.
 - c. Topcoat: High-performance architectural latex (semigloss).
- B. Galvanized-Metal Substrates:{Exterior and Interior}
 1. Water-Based Dry-Fall System: MPI INT 5.3H.
 - a. Prime Coat: Waterborne dry fall.
 - b. Topcoat: Waterborne dry fall.
 2. Latex Over Waterborne Primer System: MPI INT 5.3J.

- a. Prime Coat: Waterborne galvanized-metal primer.
 - b. Intermediate Coat: Interior latex matching topcoat.
 - c. Topcoat: Interior latex (semigloss).
3. High-Performance Architectural Latex System: MPI INT 5.3M.
 - a. Prime Coat: Waterborne galvanized-metal primer.
 - b. Intermediate Coat: High-performance architectural latex matching topcoat.
 - c. Topcoat: High-performance architectural latex (semigloss).
- C. Aluminum (Not Anodized or Otherwise Coated) Substrates:
1. Latex System: MPI INT 5.4H.
 - a. Prime Coat: Quick-drying primer for aluminum.
 - b. Intermediate Coat: Interior latex matching topcoat.
 - c. Topcoat: Interior latex (semigloss).
 2. High-Performance Architectural Latex System: MPI INT 5.4F.
 - a. Prime Coat: Quick-drying primer for aluminum.
 - b. Intermediate Coat: High-performance architectural latex matching topcoat.
 - c. Topcoat: High-performance architectural latex (semigloss).
- D. Wood Substrates: Including painted plywood, medium-density fiberboard and hardboard.
1. Latex System: MPI INT 6.4R.
 - a. Prime Coat: Interior latex-based wood primer.
 - b. Intermediate Coat: Interior latex matching topcoat.
 - c. Topcoat: Interior latex (semigloss).
- E. Gypsum Board Substrates:
1. Latex System: MPI INT 9.2A.
 - a. Prime Coat: Interior latex primer/sealer.
 - b. Intermediate Coat: Interior latex matching topcoat.
 - c. Topcoat: Interior latex (eggshell).
 2. High-Performance Architectural Latex System: MPI INT 9.2B.
 - a. Prime Coat: Interior latex primer/sealer.
 - b. Intermediate Coat: High-performance architectural latex matching topcoat.
 - c. Topcoat: High-performance architectural latex (eggshell).

END OF SECTION 099123

SITE VISIT
WAYNE JOHNSON COMMUNITY CENTER REBUILD

The Site Visit will be held on Monday, October 28, 2019 at 10:00 a.m. at the Wayne Johnson Community Center, 4102 FM 519, La Marque, TX 77568

PRINTED NAME	SIGNATURE	COMPANY NAME	PHONE #	E-MAIL ADDRESS
Julie Diaz		Gal County	409.934.8114	julie.diaz@galcountys
Les Juskins		1 Priority Environ. Sys.	713.539.1402	jjuskins@go1priority.com
WHITLOCK J.		Phoenix	832.802.3026	jwhitlock@pluxcs.net
JEFF LEDLOW		Satterfield & Pontikes	713.628.9169	jledlow@satpon.com
Nick Nightingale		Satterfield & Pontikes	936-443-6790	nnightingale@satpon.com
Benito Cardenas		B. Cardenas Const	281-686-8713	benitoccmk@gmail.com
BEHKA LJUBOTA		Huitt-Zollars	281-496-0066	bljubota@huitt-zollars.com
FRANK ANDREWS		Huitt-Zollars	281-496-0066	fandrews@huitt-zollars.com
GARY SCHILLING		SKYLER DESIGN BUILD	713.397.9292	SKYLERDESIGNBUILD.COM
Robert Mullens		General Contractor Service	281-630-3883	gcsiestimate@Aol.com
THOMAS KNIGHT		WESTWAY CONSTRUCTION	281.636.9958	TKNIGHT@WESTWAYCS.COM
Raghu Iyer		IECONI	713.885.6222	raghu.iyer@ieconi.com



2000 South Dairy Ashford, Suite 600
Houston, Texas 77077

June 20, 2019

Mr. Steve Mackiewicz
Galveston County
722 Moody Avenue, Floor 6
Galveston, Texas 77550

Subject: **POST-REMEDATION MOLD CLEARANCE REPORT**
Wayne Johnson Community Center
4102 Main Street
La Marque, Texas 77568
EFI PROJECT NO. 029.00162

Dear Mr. Mackiewicz:

EFI Global, Inc. (EFI) presents this Post-Remediation Assessment and Clearance Report for the mold remediation performed for the Wayne Johnson Community Center located at 4102 Main Street in La Marque, Texas. This work was authorized by Galveston County via issuance of Purchase Order C902122.

This report provides documentation that initial and final visual assessments were performed and post-remediation mold clearances were achieved for the remediation, cleaning and sanitization of the mold work area enclosures of the Wayne Johnson Community Center located at 4102 Main Street in La Marque, Texas.

PROJECT INFORMATION

EFI previously provided initial mold consulting services on October 6, 2017 and follow-up services on November 8, 2018 that included visual mold assessments identifying water/mold damage associated with water infiltration from water events that occurred in August 2017 along with window issues. Galveston County will be reportedly making the repairs associated with the water leaks and water damage during the build back construction activities. Following the assessment, Mold Remediation Procedures were prepared to assist the remediation contractor in remediating water/mold damaged materials at the subject facility.

Upon completion of the required mold remediation over six phases, by the mold contractor (Blackmon Mooring), Ms. Robin Behring Reid and Ms. Cassie Carrizales (TDLR Mold Assessment Consultant License Nos. MAC0305 and MAC1311) of EFI performed a post-remediation final visual assessment and final air clearance testing for the mold work area enclosure on June 4, 5, 10, 13 and 17, 2019. To the best of our knowledge, based on the post-remediation assessment, it was determined that the work area is free from readily visible mold, and the work has been sufficiently completed in general compliance with the mold remediation procedures. Air-O-Cell samples were collected at the completion of mold remediation activities. Result of the clearance sampling event is presented below.

MOLD SAMPLING RESULTS

On June 4, 2019, EFI conducted a final visual assessment of Containments 1 and 2 which included the western portion of the building; with the areas being ready for final airborne clearance testing on June 5, 2019. EFI collected five airborne mold samples from Containment 1 and four airborne mold samples from Containment 2 to determine if the areas passed the remediation procedures clearance protocol. The laboratory results of the airborne mold sampling showed that the total concentrations of airborne mold spores for viable and non-viable fungal spores collected from Containment 1 ranged from 293 spores/m³ to 626 spores/m³ and for Containment 2 ranged from 440 spores/m³ to 1,330 spores/m³. The ambient fungal spore concentration was 23,000 spores/m³. The sample results collected from inside Containments 1 and 2 were below the ambient spore concentration and the recommended guidelines for total mold and individual mold spore concentrations of 2,000 spores/m³ and 650 spores/m³, respectively. The laboratory results of all post remediation testing are presented in Appendix A.

EFI returned to subject property on June 10, 2019 to conduct the final visual assessment and post clearance testing for Containments 3 and 4 which included the eastern portion of the building. There were three airborne mold samples collected from each containment for a total of six samples along with an ambient sample. Containment 3 laboratory sample results ranged from 120 spores/m³ to 240 spores/m³. Containment 4 laboratory sample results ranged from 319 spores/m³ to 720 spores/m³. The ambient fungal spore concentration was 5,300 spores/m³. The sample results collected from inside Containments 3 and 4 were below the ambient spore concentration and the recommended guidelines for total mold and individual mold spore concentrations.

EFI performed the final visual assessment and post clearance testing of Containment 5 which included the meeting rooms along with associated storage rooms. EFI collected one airborne sample from Containment 5 and an ambient sample also. The laboratory sample concentration result for Containment 5 was 53 spores/m³ and the ambient sample result was 12,900 spores/m³. The sample result collected from inside Containment 5 was below the ambient spore concentration and the recommended guidelines for total mold and individual mold spore concentrations.

EFI returned to the subject property on June 17, 2019 to perform the final visual assessment and post clearance testing of Containment 6 which included the public restrooms, janitor's closet and the front lobby area. EFI collected three airborne mold samples from the containment along with an ambient sample. Containment 6 laboratory sample concentrations ranged from 13 spores/m³ to 173 spores/m³. The ambient sample result was 5,030 spores/m³. The sample results collected from inside Containment 6 were below the ambient spore concentration and the recommended guidelines for total mold and individual mold spore concentrations.

While there are no federal, state or local regulatory guidelines for acceptable indoor airborne mold spore levels, EFI uses a combination of previous laboratory historical information as well as our own experience to establish the following recommended guidelines: total airborne mold spore levels below ambient levels or below 2,000 spores/m³ (and individual mold spore levels below 650 spores/m³ for individual mold organisms such as *Aspergillus*, *Penicillium*, *Aureobasidium*, *Chaetomium*, *Fusarium*, *Trichoderma*, *Stachybotrys*, *Ulocladium*) are considered normal for indoor air quality purposes and the sampling method utilized.

CLOSING

Based on the laboratory results, the samples taken from inside the six containments of the Wayne Johnson Community Center located at 4102 Main Street in La Marque, Texas achieved post-remediation visual and air clearances per the established criteria in the mold remediation work procedures. We appreciate the opportunity to provide consulting services to Galveston County in this matter. If there are any questions, please contact us at (832) 518-5145.

Sincerely,

EFI Global, Inc.



Robin Behring Reid
Project Manager



Rick A. Anderson, P.E.; C.I.E.C
Senior District Manager

(Projects 2018\Galveston County\Wayne Johnson Community Center\ mold clearance report)

**APPENDIX A
MOLD SAMPLE RESULTS**



Spore Trap Report - Total Airborne Fungal Spores

Rick Anderson
EFI Global
2000 Dairy Ashford, Ste 600
Houston, TX 77077

J3 Order #: JP191013567
Project #: 029.00162
Receipt Date: 05-Jun-2019
Analysis Date: 05-Jun-2019
Report Date: 05-Jun-2019

WJCC Containments 1 & 2 Clearance

Sample Number	1-3	1-4	1-5
Location	Containment 1; Room by SW Exit	Containment 1; Director Office	Containment 1; Office 1151
Volume (liters)	75	75	75
Debris Rank (0-5)	2	2	2
Limit of Detection (Particles/m ³)	13	13	13
Total Fungal Count (Spores/m ³)	306	480	626

INDIVIDUAL FUNGAL SPORE DETAIL

	Raw Count	Spores / m ³	%	Raw Count	Spores / m ³	%	Raw Count	Spores / m ³	%
Alternaria									
Ascospores	6	80	26	7	93	19	10	133	21
Basidiospores	16	213	70	25	333	69	36	480	77
Cercospora-like									
Chaetomium									
Cladosporium									
Curvularia									
Drechslera-like									
Epicoccum									
Fusarium									
Memmoniella									
Nigrospora									
Oidium									
Penicillium/Aspergillus-like	1	13	4	3	40	8			
Pithomyces/Ulocladium				1	13	3			
Rust/Smuts/Myxomycetes/Perconia									
Spegazzinia									
Stachybotrys							1	13	2
Tetraploa									
Torula									
Unidentified Spores									
Totals	23	306	100	36	480	100	47	626	100

MISCELLANEOUS PARTICLES DETAIL

	Raw Count	Particles / m ³	Raw Count	Particles / m ³	Raw Count	Particles / m ³
Hyphal Fragments	1	13	1	13		
Pollen						

Analyst: Alyssa Rodriguez


Lee Poye QA Officer

These results relate only to the samples submitted and were received in acceptable condition unless stated otherwise. The laboratory is not responsible for concentrations which depend on volume collected by non-laboratory personnel. Samples are analyzed according to J3 SOP# 7-03-2, which includes a 100% scan of the trace at 200X magnification and a minimum of 20% of the trace counted at 400X magnification. Debris rank indicates loading of particulates, both biological and non-biological, which may interfere with analysis. High debris rankings (4+) may obscure small spores and/or prevent the adherence of airborne particulates. Fungal counts on samples with high debris or 'overloaded' rankings should be regarded as minimal with actual counts being higher than reported. Blank corrections are not applied to data unless requested by the customer. LOD = Limit of Detection. N/A = Not Applicable.



Spore Trap Report - Total Airborne Fungal Spores

Rick Anderson
 EFI Global
 2000 Dairy Ashford, Ste 600
 Houston, TX 77077

J3 Order #: JP191013567
 Project #: 029.00162
 Receipt Date: 05-Jun-2019
 Analysis Date: 05-Jun-2019
 Report Date: 05-Jun-2019

WJCC Containments 1 & 2 Clearance

Sample Number	1	1-1	1-2
Location	Ambient	Containment 1; Lobby	Containment 1; Interior Center Rm
Volume (liters)	75	75	75
Debris Rank (0-5)	3	2	2
Limit of Detection (Particles/m ³)	13	13	13
Total Fungal Count (Spores/m ³)	23000	414	293

INDIVIDUAL FUNGAL SPORE DETAIL

	Raw Count	Spores / m ³	%	Raw Count	Spores / m ³	%	Raw Count	Spores / m ³	%
Alternaria									
Ascospores	710	9470	41	5	67	16	5	67	23
Basidiospores	980	13100	57	18	240	58	15	200	68
Cercospora-like									
Chaetomium									
Cladosporium	26	347	2						
Curvularia									
Drechslera-like	2	27	< 1						
Epicoccum									
Fusarium									
Memmoniella									
Nigrospora									
Oidium									
Penicillium/Aspergillus-like				8	107	26	2	27	9
Pithomyces/Ulocladium									
Rust/Smuts/Myxomycetes/Perconia	5	67	< 1						
Spegazzinia									
Stachybotrys									
Tetraploa									
Torula									
Unidentified Spores									
Totals	1723	23000	100	31	414	100	22	293	100

MISCELLANEOUS PARTICLES DETAIL

	Raw Count	Particles / m ³	Raw Count	Particles / m ³	Raw Count	Particles / m ³
Hyphal Fragments	2	27				
Pollen						

Analyst: Alyssa Rodriguez

Lee Poye QA Officer

These results relate only to the samples submitted and were received in acceptable condition unless stated otherwise. The laboratory is not responsible for concentrations which depend on volume collected by non-laboratory personnel. Samples are analyzed according to J3 SOP# 7-03-2, which includes a 100% scan of the trace at 200X magnification and a minimum of 20% of the trace counted at 400X magnification. Debris rank indicates loading of particulates, both biological and non-biological, which may interfere with analysis. High debris rankings (4+) may obscure small spores and/or prevent the adherence of airborne particulates. Fungal counts on samples with high debris or 'overloaded' rankings should be regarded as minimal with actual counts being higher than reported. Blank corrections are not applied to data unless requested by the customer. LOD = Limit of Detection. N/A = Not Applicable.



Spore Trap Report - Total Airborne Fungal Spores

Rick Anderson
EFI Global
2000 Dairy Ashford, Ste 600
Houston, TX 77077

J3 Order #: JP191013567
Project #: 029.00162
Receipt Date: 05-Jun-2019
Analysis Date: 05-Jun-2019
Report Date: 05-Jun-2019

WJCC Containments 1 & 2 Clearance

Sample Number	2-1	2-2	2-3
Location	Containment 2; NW Office (113)	Containment 2; N. Exterior Office (116)	Containment 2; Break Room
Volume (liters)	75	75	75
Debris Rank (0-5)	3	2	2
Limit of Detection (Particles/m ³)	13	13	13
Total Fungal Count (Spores/m ³)	667	520	440

INDIVIDUAL FUNGAL SPORE DETAIL

	Raw Count	Spores / m ³	%	Raw Count	Spores / m ³	%	Raw Count	Spores / m ³	%
Alternaria									
Ascospores	14	187	28	2	27	5	6	80	18
Basidiospores	26	347	52	28	373	72	24	320	73
Cercospora-like									
Chaetomium	4	53	8	2	27	5			
Cladosporium							3	40	9
Curvularia									
Drechslera-like									
Epicoccum									
Fusarium									
Memmoniella									
Nigrospora									
Oidium									
Penicillium/Aspergillus-like	3	40	6	6	80	15			
Pithomyces/Ulocladium									
Rust/Smuts/Myxomycetes/Perconia									
Spegazzinia									
Stachybotrys	3	40	6	1	13	3			
Tetraploa									
Torula									
Unidentified Spores									
Totals	50	667	100	39	520	100	33	440	100

MISCELLANEOUS PARTICLES DETAIL

	Raw Count	Particles / m ³	Raw Count	Particles / m ³	Raw Count	Particles / m ³
Hyphal Fragments	4	53			1	13
Pollen						

Analyst: Alyssa Rodriguez


Lee Poye **QA Officer**

These results relate only to the samples submitted and were received in acceptable condition unless stated otherwise. The laboratory is not responsible for concentrations which depend on volume collected by non-laboratory personnel. Samples are analyzed according to J3 SOP# 7-03-2, which includes a 100% scan of the trace at 200X magnification and a minimum of 20% of the trace counted at 400X magnification. Debris rank indicates loading of particulates, both biological and non-biological, which may interfere with analysis. High debris rankings (4+) may obscure small spores and/or prevent the adherence of airborne particulates. Fungal counts on samples with high debris or 'overloaded' rankings should be regarded as minimal with actual counts being higher than reported. Blank corrections are not applied to data unless requested by the customer. LOD = Limit of Detection. N/A = Not Applicable.



Spore Trap Report - Total Airborne Fungal Spores

Rick Anderson
EFI Global
2000 Dairy Ashford, Ste 600
Houston, TX 77077

J3 Order #: JP191013567
Project #: 029.00162
Receipt Date: 05-Jun-2019
Analysis Date: 05-Jun-2019
Report Date: 05-Jun-2019

WJCC Containments 1 & 2 Clearance

Sample Number	2-4								
Location	Containment 2; N Exit Hallway								
Volume (liters)	75								
Debris Rank (0-5)	2								
Limit of Detection (Particles/m ³)	13								
Total Fungal Count (Spores/m ³)	1330								
INDIVIDUAL FUNGAL SPORE DETAIL									
	Raw Count	Spores / m ³	%	Raw Count	Spores / m ³	%	Raw Count	Spores / m ³	%
Alternaria									
Ascospores	24	320	24						
Basidiospores	66	880	66						
Cercospora-like									
Chaetomium									
Cladosporium									
Curvularia									
Drechslera-like									
Epicoccum									
Fusarium									
Memnoniella									
Nigrospora									
Oidium									
Penicillium/Aspergillus-like	8	107	8						
Pithomyces/Ulocladium									
Rust/Smuts/Myxomycetes/Perconia	2	27	2						
Spegazzinia									
Stachybotrys									
Tetraploa									
Torula									
Unidentified Spores									
Totals	100	1330	100						
MISCELLANEOUS PARTICLES DETAIL									
	Raw Count	Particles / m ³		Raw Count	Particles / m ³		Raw Count	Particles / m ³	
Hyphal Fragments	1	13							
Pollen									

Analyst: Alyssa Rodriguez

Lee Poye QA Officer

These results relate only to the samples submitted and were received in acceptable condition unless stated otherwise. The laboratory is not responsible for concentrations which depend on volume collected by non-laboratory personnel. Samples are analyzed according to J3 SOP# 7-03-2, which includes a 100% scan of the trace at 200X magnification and a minimum of 20% of the trace counted at 400X magnification. Debris rank indicates loading of particulates, both biological and non-biological, which may interfere with analysis. High debris rankings (4+) may obscure small spores and/or prevent the adherence of airborne particulates. Fungal counts on samples with high debris or 'overloaded' rankings should be regarded as minimal with actual counts being higher than reported. Blank corrections are not applied to data unless requested by the customer. LOD = Limit of Detection. N/A = Not Applicable.

ENVIRONMENTAL MICROBIOLOGY CHAIN OF CUSTODY

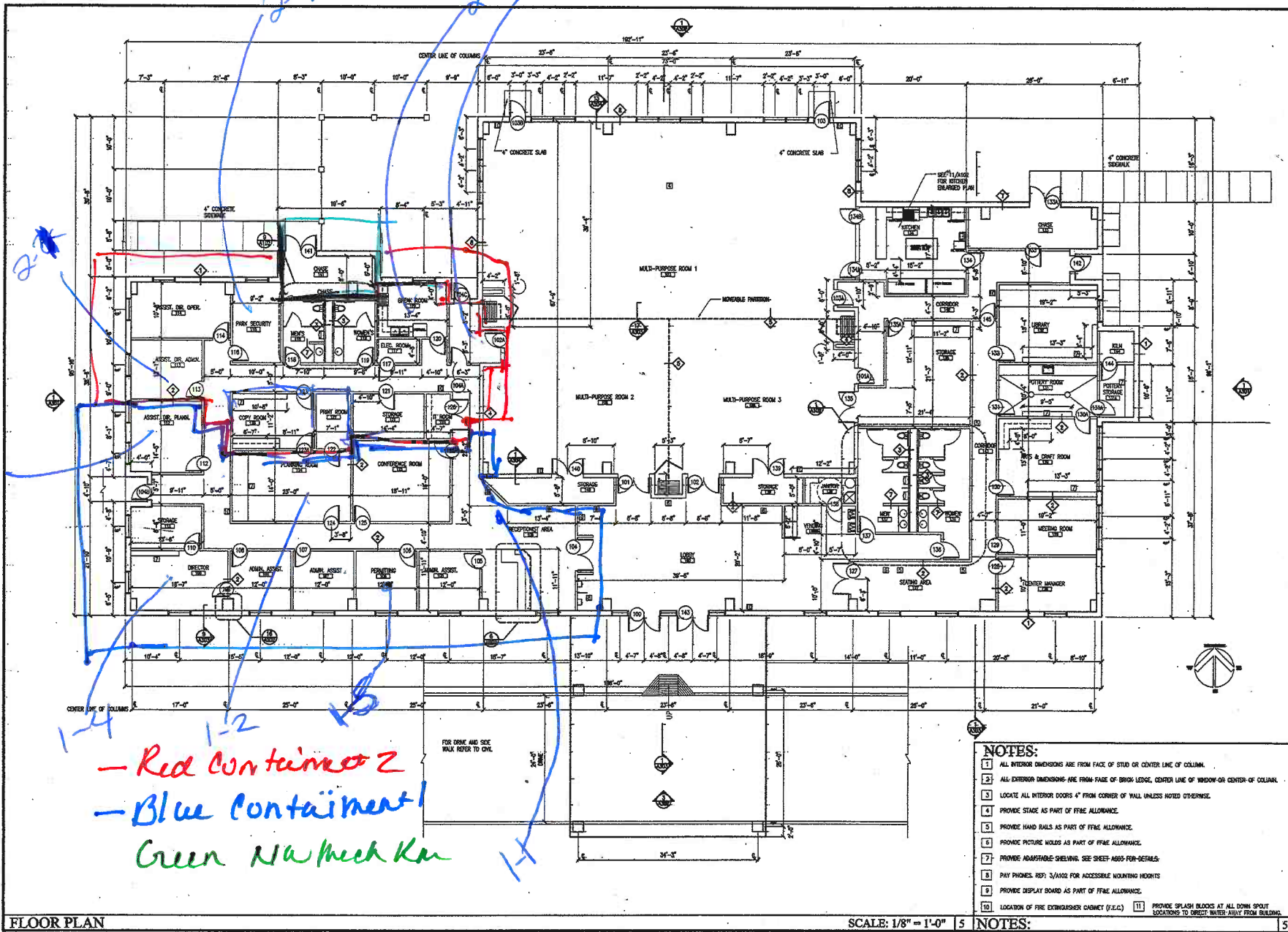


Open Lab Fee

J3 Order # 13507

Submitter Name: Robin Reid		Bill to: Same	
Company: EFI Global		Address:	
Address: 2000 S Dairy Ashford, Suite 600			
		City/State:	Zip:
City/State: Houston, TX	Zip: 77077	PO #: 029.00162	
Project Information			
Project Name: WJCC Containments 1 & 2 Clearance		Project Manager: Robin, Rick	
Project #: 029.00162		Notification By: Email: <input checked="" type="checkbox"/> Verbal: <input checked="" type="checkbox"/> Text: <input type="checkbox"/>	
Email Report To: robin, rick		Email Invoice To: same	
Special Instructions: call with verbals asap at 281-745-0800 thanks robin			
Turnaround Times – Please Select One			
Emergency* <input checked="" type="checkbox"/>	1 Day <input type="checkbox"/>	2 Day <input type="checkbox"/>	3 Day <input type="checkbox"/>
MOLD			
Air Samples, Non-Culturable	Surface Samples, Non-Culturable	Air & Surface Samples, Culturable	
<input checked="" type="checkbox"/> Spore Trap Analysis (Air-O-Cell, Allergenco D)	<input type="checkbox"/> Direct Exam ○ Tape/Swab ○ Bulk/Dust	<input type="checkbox"/> Culture Plates (with Genius ID and Abundance)	
BACTERIA			
AIR		SURFACE/WATER	
<input type="checkbox"/> Total Count (TSA – TOTAL CFU's) <input type="checkbox"/> Gram Negative Count (Macconkey – Total CFU's) <input type="checkbox"/> Total & Gram Negative Count <input type="checkbox"/> Gram Stains and Counts		<input type="checkbox"/> Total Coliforms / E. Coli (Presence/Absence) <input type="checkbox"/> Total Count (TSA – TOTAL CFU's) <input type="checkbox"/> Enterococcus sp. (Presence/Absence) <input type="checkbox"/> Legionella	
SAMPLE INFORMATION			
SAMPLE NUMBER	SAMPLE LOCATION / MATERIAL	VOLUME	
	Ambient	75ml	
1-1	Containment 1; Lobby	↓	
1-2	Lab in Central		
1-3	Room 1 SW Exit		
1-4	Director Office		
1-5	Other 107		
Signatures			
Relinquished By: <i>[Signature]</i>		Date: 6/5/19 Time:	
Received By: <i>[Signature]</i>		Date: 6/5/19 Time: 2:15	

* Emergency TAT requires prior lab notification. All samples analyzed outside normal business hours are charged at Emergency rate.



2-3 2-4
2-3
1-3
1-2
1-4


Red Containment 2
Blue Containment 1
Green Walkway

FLOOR PLAN

SCALE: 1/8" = 1'-0"

NOTES:

- 1 ALL INTERIOR DIMENSIONS ARE FROM FACE OF STUD OR CENTER LINE OF COLUMN.
- 2 ALL EXTERIOR DIMENSIONS ARE FROM FACE OF BRICK LEDGE, CENTER LINE OF WINDOW OR CENTER OF COLUMN.
- 3 LOCATE ALL INTERIOR DOORS 4" FROM CORNER OF WALL UNLESS NOTED OTHERWISE.
- 4 PROVIDE STAIRS AS PART OF FF&E ALLOWANCE.
- 5 PROVIDE HAND RAILS AS PART OF FF&E ALLOWANCE.
- 6 PROVIDE PICTURE MOLDS AS PART OF FF&E ALLOWANCE.
- 7 PROVIDE ADAPTABLE SHELVING. SEE SHEET ADDS FOR DETAILS.
- 8 PAY PHONES. REF. 3/A102 FOR ACCESSIBLE MOUNTING HEIGHTS.
- 9 PROVIDE DISPLAY BOARD AS PART OF FF&E ALLOWANCE.
- 10 LOCATION OF FIRE EXTINGUISHER CABINET (E.E.C.)
- 11 PROVIDE SPLASH BLOCKS AT ALL DOWN SPOUT LOCATIONS TO DIRECT WATER AWAY FROM BUILDING.



CONSULTANT
John S. Chase FAIA Architect Inc.
Houston, Texas
3425 N. Loop E.
Box 110
Houston, Texas 77001
Office: 713.621.6115
Fax: 713.621.6116

CARBIDE PARK
ADMINISTRATIVE OFFICE
AND COMMUNITY CENTER
FOR GALVESTON COUNTY
LA MARQUE, TX.

PROJECT NO.: 186205
DATE: 11-14-2009
ISSUE DATE:
DRAWN BY: C. BRANTLEY
CHECKED BY: J. HARRISON

CONSTRUCTION PLAN

SHEET NO. A101



Spore Trap Report - Total Airborne Fungal Spores

Robin Reid
EFI Global
2000 Dairy Ashford, Ste 600
Houston, TX 77077

J3 Order #: JH19110386
Project #: 029.00162
Receipt Date: 10-Jun-2019
Analysis Date: 10-Jun-2019
Report Date: 10-Jun-2019

WJCC Containments 3 & 4

Sample Number	1	3-1	3-2
Location	Ambient	SR Reception	SR Craft Room
Volume (liters)	75	75	75
Debris Rank (0-5)	3	2	2
Limit of Detection (Particles/m ³)	13	13	13
Total Fungal Count (Spores/m ³)	5700	120	173

INDIVIDUAL FUNGAL SPORE DETAIL

	Raw Count	Spores / m ³	%	Raw Count	Spores / m ³	%	Raw Count	Spores / m ³	%
Alternaria	7	93	2						
Ascospores	140	1870	33	2	27	22	2	27	15
Basidiospores	194	2590	45	6	80	67	7	93	54
Cercospora-like	3	40	< 1						
Chaetomium									
Cladosporium	68	907	16	1	13	11			
Curvularia	4	53	< 1						
Drechslera-like									
Epicoccum									
Fusarium									
Memmoniella							1	13	8
Nigrospora									
Oidium									
Penicillium/Aspergillus-like							3	40	23
Pithomyces/Ulocladium									
Rust/Smuts/Myxomycetes/Perconia	9	120	2						
Spegazzinia									
Stachybotrys									
Tetraploa									
Torula									
Unidentified Spores									
Polythrincium	1	13	< 1						
Helicomyces-like	1	13	< 1						
Totals	427	5700	100	9	120	100	13	173	100

MISCELLANEOUS PARTICLES DETAIL

	Raw Count	Particles / m ³	Raw Count	Particles / m ³	Raw Count	Particles / m ³
Hypal Fragments						
Pollen	2	27				

Analyst: Juliann Johnson

Lee Poye QA Officer

These results relate only to the samples submitted and were received in acceptable condition unless stated otherwise. The laboratory is not responsible for concentrations which depend on volume collected by non-laboratory personnel. Samples are analyzed according to J3 SOP# 7-03-2, which includes a 100% scan of the trace at 200X magnification and a minimum of 20% of the trace counted at 400X magnification. Debris rank indicates loading of particulates, both biological and non-biological, which may interfere with analysis. High debris rankings (4+) may obscure small spores and/or prevent the adherence of airborne particulates. Fungal counts on samples with high debris or 'overloaded' rankings should be regarded as minimal with actual counts being higher than reported. Blank corrections are not applied to data unless requested by the customer. LOD = Limit of Detection. N/A = Not Applicable.



Spore Trap Report - Total Airborne Fungal Spores

Robin Reid
EFI Global
2000 Dairy Ashford, Ste 600
Houston, TX 77077

J3 Order #: JH19110386
Project #: 029.00162
Receipt Date: 10-Jun-2019
Analysis Date: 10-Jun-2019
Report Date: 10-Jun-2019

WJCC Containments 3 & 4

Sample Number	3-3	4-1	4-2
Location	SR Library	Kitchen	Large Storage Room
Volume (liters)	75	75	75
Debris Rank (0-5)	2	3	3
Limit of Detection (Particles/m ³)	13	13	13
Total Fungal Count (Spores/m ³)	240	319	720

INDIVIDUAL FUNGAL SPORE DETAIL

	Raw Count	Spores / m ³	%	Raw Count	Spores / m ³	%	Raw Count	Spores / m ³	%
Alternaria							1	13	2
Ascospores	5	67	28	10	133	42	13	173	24
Basidiospores	11	147	61	13	173	54	38	507	70
Cercospora-like									
Chaetomium	1	13	6	1	13	4	1	13	2
Cladosporium	1	13	6				1	13	2
Curvularia									
Drechslera-like									
Epicoccum									
Fusarium									
Memmoniella									
Nigrospora									
Oidium									
Penicillium/Aspergillus-like									
Pithomyces/Ulocladium									
Rust/Smuts/Myxomycetes/Perconia									
Spegazzinia									
Stachybotrys									
Tetraploa									
Torula									
Unidentified Spores									
Polythrincium									
Helicomyces-like									
Totals	18	240	100	24	319	100	54	720	100

MISCELLANEOUS PARTICLES DETAIL

	Raw Count	Particles / m ³	Raw Count	Particles / m ³	Raw Count	Particles / m ³
Hyphal Fragments						
Pollen			1	13		

Analyst: Juliann Johnson

Lee Poye QA Officer

These results relate only to the samples submitted and were received in acceptable condition unless stated otherwise. The laboratory is not responsible for concentrations which depended on volume collected by non-laboratory personnel. Samples are analyzed according to J3 SOP# 7-03-2, which includes a 100% scan of the trace at 200X magnification and a minimum of 20% of the trace counted at 400X magnification. Debris rank indicates loading of particulates, both biological and non-biological, which may interfere with analysis. High debris rankings (4+) may obscure small spores and/or prevent the adherence of airborne particulates. Fungal counts on samples with high debris or 'overloaded' rankings should be regarded as minimal with actual counts being higher than reported. Blank corrections are not applied to data unless requested by the customer. LOD = Limit of Detection. N/A = Not Applicable.



Spore Trap Report - Total Airborne Fungal Spores

Robin Reid
EFI Global
2000 Dairy Ashford, Ste 600
Houston, TX 77077

J3 Order #: JH19110386
Project #: 029.00162
Receipt Date: 10-Jun-2019
Analysis Date: 10-Jun-2019
Report Date: 10-Jun-2019

WJCC Containments 3 & 4

Sample Number	4-3
Location	Hallway by NE Exit
Volume (liters)	75
Debris Rank (0-5)	3
Limit of Detection (Particles/m³)	13
Total Fungal Count (Spores/m³)	534

INDIVIDUAL FUNGAL SPORE DETAIL

	Raw Count	Spores / m ³	%	Raw Count	Spores / m ³	%	Raw Count	Spores / m ³	%
Alternaria									
Ascospores	11	147	28						
Basidiospores	27	360	68						
Cercospora-like									
Chaetomium									
Cladosporium	1	13	3						
Curvularia									
Drechslera-like									
Epicoccum									
Fusarium									
Memmoniella									
Nigrospora									
Oidium									
Penicillium/Aspergillus-like									
Pithomyces/Ulocladium									
Rust/Smuts/Myxomycetes/Perconia	1	13	3						
Spegazzinia									
Stachybotrys									
Tetraploa									
Torula									
Unidentified Spores									
Polythrincium									
Helicomyces-like									
Totals	40	534	100						

MISCELLANEOUS PARTICLES DETAIL

	Raw Count	Particles / m ³	Raw Count	Particles / m ³	Raw Count	Particles / m ³
Hyphal Fragments						
Pollen						

Analyst: Juliann Johnson

Lee Poye QA Officer

These results relate only to the samples submitted and were received in acceptable condition unless stated otherwise. The laboratory is not responsible for concentrations which depend on volume collected by non-laboratory personnel. Samples are analyzed according to J3 SOP# 7-03-2, which includes a 100% scan of the trace at 200X magnification and a minimum of 20% of the trace counted at 400X magnification. Debris rank indicates loading of particulates, both biological and non-biological, which may interfere with analysis. High debris rankings (4+) may obscure small spores and/or prevent the adherence of airborne particulates. Fungal counts on samples with high debris or 'overloaded' rankings should be regarded as minimal with actual counts being higher than reported. Blank corrections are not applied to data unless requested by the customer. LOD = Limit of Detection. N/A = Not Applicable.

ENVIRONMENTAL MICROBIOLOGY CHAIN OF CUSTODY



Open Lab Fee

Lab Order # (Lab Use)
110388

Submitter Name: <u>Robin Reed</u>	Bill to: <u>Same</u>
Company: <u>EFI</u>	Address:
Address: <u>20005 Dairy Ashford</u>	
City/State: <u>Houston TX</u> Zip: <u>77077</u>	City/State: Zip:
	PO #: <u>024.00162</u>

Project Information	
Project Name: <u>024.00162</u>	Project Manager: <u>Robin Reed</u>
Project #: <u>WJCL Containers 394</u>	Notification By: Email: <input checked="" type="checkbox"/> Verbal: <input checked="" type="checkbox"/> Text: <input type="checkbox"/>
Email Report To: <u>Robin Reed</u>	Email Invoice To: <u>Robin Reed</u>
Special Instructions: <u>Call whenever @ 281-745-0500 This Robin</u>	

Turnaround Times - Please Select One

Emergency* 1 Day 2 Day 3 Day 5 Day

MOLD		
Air Samples, Non-Culturable	Surface Samples, Non Culturable	Air & Surface Samples, Culturable
<input checked="" type="checkbox"/> Spore Trap Analysis (Air-O-Cell, Allergenco D)	<input type="checkbox"/> Direct Exam <input type="checkbox"/> Tape/Swab <input type="checkbox"/> Bulk/Dust	<input type="checkbox"/> Culture Plates (with Genius ID and Abundance)

BACTERIA	
AIR	SURFACE/WATER
<input type="checkbox"/> Total Count (TSA - TOTAL CFU's) <input type="checkbox"/> Gram Negative Count (Maconkey - Total CFU's) <input type="checkbox"/> Total & Gram Negative Count <input type="checkbox"/> Gram Stains and Counts	<input type="checkbox"/> Total Coliforms / E. Coli (Presence/Absence) <input type="checkbox"/> Enterococcus sp. (Presence/Absence) <input type="checkbox"/> Legionella (Presence/Absence) <input type="checkbox"/> Legionella (MPN) <input type="checkbox"/> Other: _____

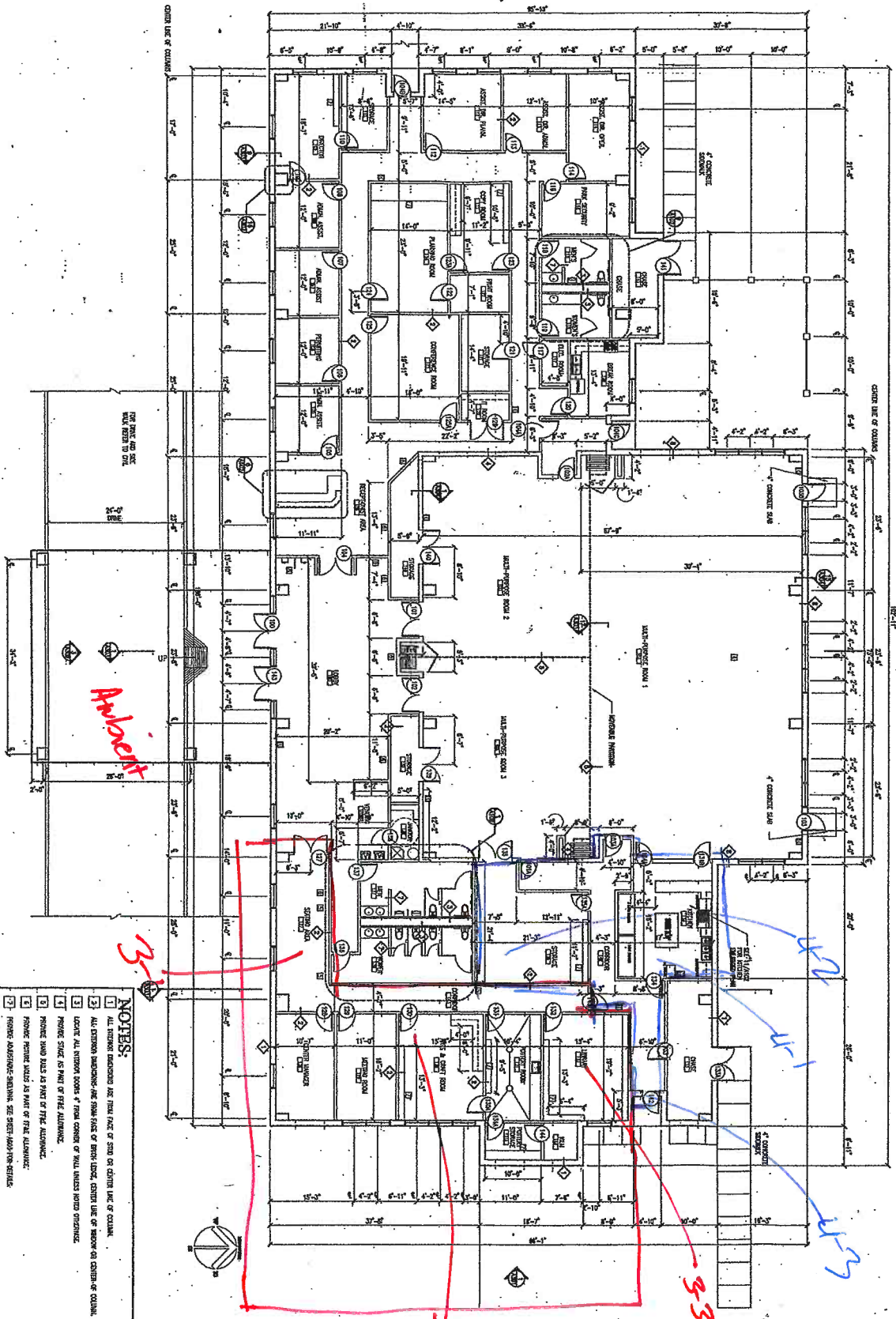
SAMPLE INFORMATION		
SAMPLE NUMBER	SAMPLE LOCATION / MATERIAL	VOLUME
1	Ambient	75L
3-1	SR Reception	
3-2	SR Craft Room	
3-3	SR Library	
4-1	Kitchen	
4-2	Large Storage Room	

Relinquished By: <u>[Signature]</u>		Date: <u>6/10/10</u> Time:
Received By: <u>[Signature]</u>		Date: <u>11:00AM</u> Time: <u>6/10/19</u>

* Emergency TAT requires prior lab notification. All samples analyzed outside normal business hours are charged at Emergency rate.

43 Hullway by NE Exit

FLOOR PLAN



Approved

SCALE: 1/8" = 1'-0" 5

- NOTES:**
1. ALL ROOMS INCLUDING THE FINAL FACE OF CURTAIN LINE OF COLUMN.
 2. ALL STRUCTURE INCLUDING ONE FROM FACE OF BRICK LINED CURTAIN LINE OF COLUMN OR CURTAIN LINE OF COLUMN.
 3. LOCATE ALL WINDOW SIZES FROM CENTER OF WALL UNLESS NOTED OTHERWISE.
 4. PROVIDE SIZES TO PART OF FLOOR ALTERNATE.
 5. PROVIDE SIZES TO PART OF FLOOR ALTERNATE.
 6. PROVIDE FLOOR FINISHES IN PART OF FLOOR ALTERNATE.
 7. PROVIDE ADJUSTABLE PARTING, SEE SPEC. FOR THE SERIES.
 8. PROVIDE SIZES TO PART OF FLOOR ALTERNATE.
 9. LOCATIONS OF THE CURTAINING CURTAIN (C/C).
 10. PROVIDE SIZES TO PART OF FLOOR ALTERNATE.
 11. LOCATIONS OF CURTAINING CURTAIN (C/C).

1 - Containment + 3
- Containment 4

PROJECT NO. A101

CONSTRUCTION PLAN

OWNER: GALVESTON COUNTY
 PROJECT: CARBIDE PARK ADMINISTRATIVE OFFICE AND COMMUNITY CENTER
 DATE: 11/11/11
 DRAWING NO. A101-111
 SHEET NO. 111 OF 111

CARBIDE PARK
 ADMINISTRATIVE OFFICE
 AND COMMUNITY CENTER
 FOR GALVESTON COUNTY
 La MARQUE, TX.

John S. Chase FAIA Architect Inc.
 Houston Dallas

1201 Southwest
 Houston, Texas 77031
 Office 713.224.4119
 Fax 713.224.4282

5625 N. Loop E.
 Suite 1010
 Dallas, Texas 75219
 Office 214.529.4621
 Fax 214.529.4674



CONTRACTOR



Spore Trap Report - Total Airborne Fungal Spores

Robin Reid
EFI Global
2000 Dairy Ashford, Ste 600
Houston, TX 77077

J3 Order #: JP191013820
Project #: 029.00162
Receipt Date: 13-Jun-2019
Analysis Date: 13-Jun-2019
Report Date: 13-Jun-2019

Wayne Johnson Community Center Clearance Containment (6/12/19)

Sample Number	01	02
Location	Ambient air	Containment : 06.13.19
Volume (liters)	75	75
Debris Rank (0-5)	3	1
Limit of Detection (Particles/m ³)	13	13
Total Fungal Count (Spores/m ³)	12900	53

INDIVIDUAL FUNGAL SPORE DETAIL

	Raw Count	Spores / m ³	%	Raw Count	Spores / m ³	%	Raw Count	Spores / m ³	%
Alternaria	1	13	< 1						
Ascospores	412	5490	42	2	27	50			
Basidiospores	477	6360	49	2	27	50			
Cercospora-like									
Chaetomium									
Cladosporium	64	853	7						
Curvularia	4	53	< 1						
Drechslera-like									
Epicoccum									
Fusarium									
Memmoniella									
Nigrospora									
Oidium									
Penicillium/Aspergillus-like									
Pithomyces/Ulocladium	1	13	< 1						
Rust/Smuts/Myxomycetes/Perconia	10	133	1						
Spegazzinia									
Stachybotrys									
Tetraploa									
Torula									
Unidentified Spores									
Pyricularia	1	13	< 1						
Totals	970	12900	100	4	53	100			

MISCELLANEOUS PARTICLES DETAIL

	Raw Count	Particles / m ³	Raw Count	Particles / m ³	Raw Count	Particles / m ³
Hyphal Fragments	2	27				
Pollen	1	13				

Analyst: Duke Liddle

Lee Poye QA Officer

These results relate only to the samples submitted and were received in acceptable condition unless stated otherwise. The laboratory is not responsible for concentrations which depend on volume collected by non-laboratory personnel. Samples are analyzed according to J3 SOP# 7-03-2, which includes a 100% scan of the trace at 200X magnification and a minimum of 20% of the trace counted at 400X magnification. Debris rank indicates loading of particulates, both biological and non-biological, which may interfere with analysis. High debris rankings (4+) may obscure small spores and/or prevent the adherence of airborne particulates. Fungal counts on samples with high debris or 'overloaded' rankings should be regarded as minimal with actual counts being higher than reported. Blank corrections are not applied to data unless requested by the customer. LOD = Limit of Detection. N/A = Not Applicable.

FLOOR PLAN

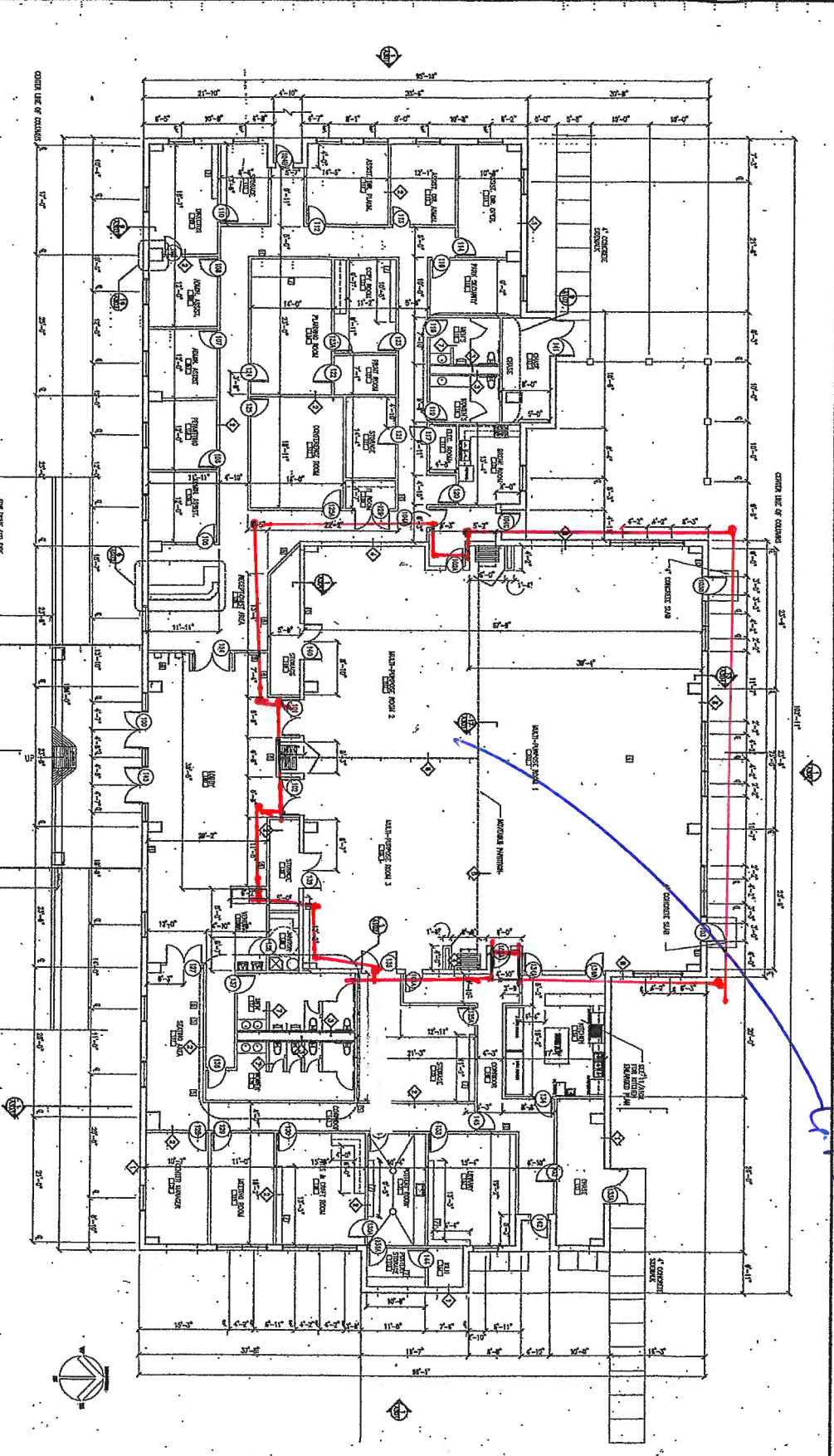
Containers

SCALE: 1/8" = 1'-0"

- NOTES:**
1. ALL DIMENSIONS ARE FROM FACE OF WALL UNLESS OTHERWISE NOTED.
 2. ALL DIMENSIONS SHOWN ARE FROM FACE OF WALL UNLESS OTHERWISE NOTED.
 3. LOCATE ALL INTERIOR DOORS 4" FROM CORNER OF WALL UNLESS OTHERWISE NOTED.
 4. FINISH FLOOR AS PART OF THE ALLOWANCE.
 5. FINISH FLOOR SLAB IS PART OF THE ALLOWANCE.
 6. FINISH FLOOR SLAB IS PART OF THE ALLOWANCE.
 7. FINISH FLOOR SLAB IS PART OF THE ALLOWANCE.
 8. FINISH FLOOR SLAB IS PART OF THE ALLOWANCE.
 9. FINISH FLOOR SLAB IS PART OF THE ALLOWANCE.
 10. FINISH FLOOR SLAB IS PART OF THE ALLOWANCE.

A101

CONSTRUCTION PLAN



CARBIDE PARK
ADMINISTRATIVE OFFICE
AND COMMUNITY CENTER
FOR GALVESTON COUNTY
La MARQUE, TX.

John S. Chase FAIA Architect Inc.
Houston Dallas

1201 Southmore
Houston, Texas 77004
Office 713.524.8113
Fax 713.524.8252

3425 H. POPE BL.
SUITE 1010
DALLAS, TEXAS 75231-3319
Office 214.299.4864
Fax 214.337.4374



CONTRACTOR



Spore Trap Report - Total Airborne Fungal Spores

Rick Anderson
EFI Global
2000 Dairy Ashford, Ste 600
Houston, TX 77077

J3 Order #: JH19110738
Project #: 029.00162
Receipt Date: 17-Jun-2019
Analysis Date: 17-Jun-2019
Report Date: 17-Jun-2019

Wayne Johnson Community Center

Sample Number	AA	01 (A)	02 (B)
Location	Ambient Air	ISCA - W. of Entrance	ISCA - N. Office/Rm
Volume (liters)	75	75	75
Debris Rank (0-5)	3	1	1
Limit of Detection (Particles/m ³)	13	13	13
Total Fungal Count (Spores/m ³)	5030	13	40

INDIVIDUAL FUNGAL SPORE DETAIL

	Raw Count	Spores / m ³	%	Raw Count	Spores / m ³	%	Raw Count	Spores / m ³	%
Alternaria									
Ascospores	186	2480	49						
Basidiospores	191	2550	51	1	13	100	3	40	100
Cercospora-like									
Chaetomium									
Cladosporium									
Curvularia									
Drechslera-like									
Epicoccum									
Fusarium									
Memmoniella									
Nigrospora									
Oidium									
Penicillium/Aspergillus-like									
Pithomyces/Ulocladium									
Rust/Smuts/Myxomycetes/Perconia									
Spegazzinia									
Stachybotrys									
Tetraploa									
Torula									
Unidentified Spores									
Totals	377	5030	100	1	13	100	3	40	100

MISCELLANEOUS PARTICLES DETAIL

	Raw Count	Particles / m ³	Raw Count	Particles / m ³	Raw Count	Particles / m ³
Hypal Fragments	2	27				
Pollen						

Analyst: Anh Phung

Lee Poye QA Officer

These results relate only to the samples submitted and were received in acceptable condition unless stated otherwise. The laboratory is not responsible for concentrations which depend on volume collected by non-laboratory personnel. Samples are analyzed according to J3 SOP# 7-03-2, which includes a 100% scan of the trace at 200X magnification and a minimum of 20% of the trace counted at 400X magnification. Debris rank indicates loading of particulates, both biological and non-biological, which may interfere with analysis. High debris rankings (4+) may obscure small spores and/or prevent the adherence of airborne particulates. Fungal counts on samples with high debris or 'overloaded' rankings should be regarded as minimal with actual counts being higher than reported. Blank corrections are not applied to data unless requested by the customer. LOD = Limit of Detection. N/A = Not Applicable.



Spore Trap Report - Total Airborne Fungal Spores

Rick Anderson
EFI Global
2000 Dairy Ashford, Ste 600
Houston, TX 77077

J3 Order #: JH19110738
Project #: 029.00162
Receipt Date: 17-Jun-2019
Analysis Date: 17-Jun-2019
Report Date: 17-Jun-2019

Wayne Johnson Community Center

Sample Number	03 (C)		
Location	ISCA NE Far Back Room		
Volume (liters)	75		
Debris Rank (0-5)	1		
Limit of Detection (Particles/m³)	13		
Total Fungal Count (Spores/m³)	173		

INDIVIDUAL FUNGAL SPORE DETAIL

	Raw Count	Spores / m ³	%	Raw Count	Spores / m ³	%	Raw Count	Spores / m ³	%
Alternaria									
Ascospores									
Basidiospores	13	173	100						
Cercospora-like									
Chaetomium									
Cladosporium									
Curvularia									
Drechslera-like									
Epicoccum									
Fusarium									
Memnoniella									
Nigrospora									
Oidium									
Penicillium/Aspergillus-like									
Pithomyces/Ulocladium									
Rust/Smuts/Myxomycetes/Perconia									
Spegazzinia									
Stachybotrys									
Tetraploa									
Torula									
Unidentified Spores									
Totals	13	173	100						

MISCELLANEOUS PARTICLES DETAIL

	Raw Count	Particles / m ³	Raw Count	Particles / m ³	Raw Count	Particles / m ³
Hyphal Fragments						
Pollen						

Analyst: Anh Phung

Lee Poye QA Officer

These results relate only to the samples submitted and were received in acceptable condition unless stated otherwise. The laboratory is not responsible for concentrations which depend on volume collected by non-laboratory personnel. Samples are analyzed according to J3 SOP# 7-03-2, which includes a 100% scan of the trace at 200X magnification and a minimum of 20% of the trace counted at 400X magnification. Debris rank indicates loading of particulates, both biological and non-biological, which may interfere with analysis. High debris rankings (4+) may obscure small spores and/or prevent the adherence of airborne particulates. Fungal counts on samples with high debris or 'overloaded' rankings should be regarded as minimal with actual counts being higher than reported. Blank corrections are not applied to data unless requested by the customer. LOD = Limit of Detection. N/A = Not Applicable.

ENVIRONMENTAL MICROBIOLOGY CHAIN OF CUSTODY




Open Lab Fee

J3 Order # Lab Use
110738

Submitter Name: Robin Reid		Bill to: Same	
Company: EFI Global		Address:	
Address: 2000 S Dairy Ashford, Suite 600			
		City/State:	Zip:
City/State: Houston, TX	Zip: 77077	PO #: 029.00162	
Project Information			
Project Name: Wayne Johnson Community Center		Project Manager: Robin, Rick & Cassie	
Project #: 029.00162		Notification By: Email: <input checked="" type="checkbox"/> Verbal: <input type="checkbox"/> Text: <input type="checkbox"/>	
Email Report To: robin, rick		Email Invoice To: same	
Special Instructions:			
Turnaround Times – Please Select One			
Emergency* <input checked="" type="checkbox"/>	1 Day <input type="checkbox"/>	2 Day <input type="checkbox"/>	3 Day <input type="checkbox"/>
MOLD			
<input checked="" type="checkbox"/> Air Samples, Non-Culturable	<input type="checkbox"/> Surface Samples, Non Culturable	<input type="checkbox"/> Air & Surface Samples, Culturable	
<input type="checkbox"/> Spore Trap Analysis (Air-O-Cell, Allergenco D)	<input type="checkbox"/> Direct Exam ○ Tape/Swab ○ Bulk/Dust	<input type="checkbox"/> Culture Plates (with Genius ID and Abundance)	
BACTERIA			
AIR		SURFACE/WATER	
<input type="checkbox"/> Total Count (TSA – TOTAL CFU's) <input type="checkbox"/> Gram Negative Count (MacConkey – Total CFU's) <input type="checkbox"/> Total & Gram Negative Count <input type="checkbox"/> Gram Stains and Counts		<input type="checkbox"/> Total Coliforms / <i>E. Coli</i> (Presence/Absence) <input type="checkbox"/> Total Count (TSA – TOTAL CFU's) <input type="checkbox"/> <i>Enterococcus sp.</i> (Presence/Absence) <input type="checkbox"/> <i>Legionella</i>	
SAMPLE INFORMATION			
SAMPLE NUMBER	SAMPLE LOCATION / MATERIAL	VOLUME	
AA	Ambient Air	75L	
01 (A)	ISCA - W. OF ENTRANCE	↓	
02 (B)	ISCA - N. OFFICE/RM		
03 (C)	ISCA - NE FAR BACK ROOM		
Signatures			
Relinquished By:		Date:	Time:
Received By:		Date: 6/17/19	Time: 3:40 PM

* Emergency TAT requires prior lab notification. All samples analyzed outside normal business hours are charged at Emergency rate.



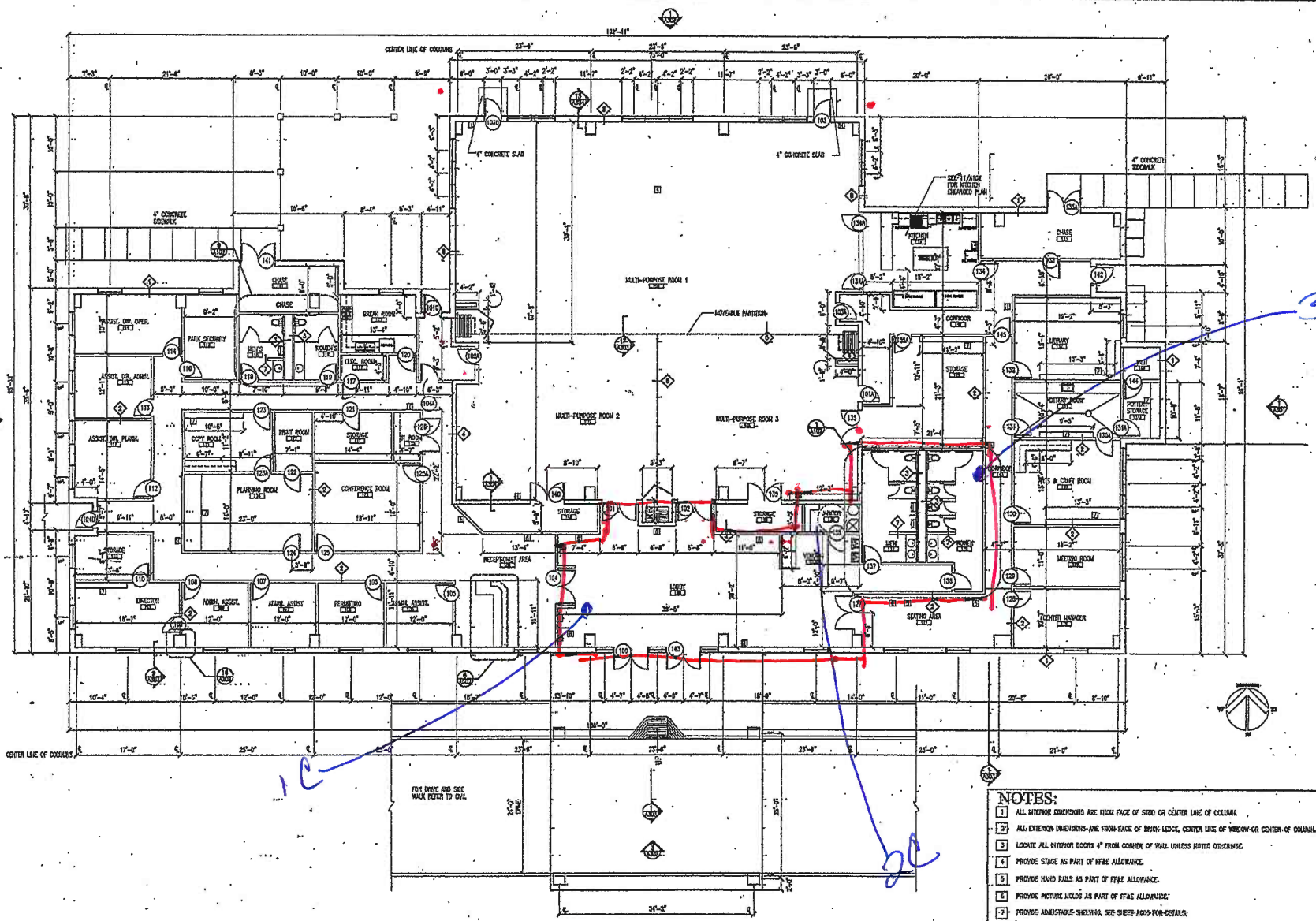
John S. Chase FAIA Architect Inc.
Houston, Texas
20214 Main
Suite 1010
Crosby, TX 77424
Tel: 281.459.0271
Fax: 281.459.0272

CARBIDE PARK
ADMINISTRATIVE OFFICE
AND COMMUNITY CENTER
FOR GALVESTON COUNTY
LA MARQUE, TX

PROJECT NO: 11-0000
DATE: 11-4-2000
DRAWN BY: C. BRANTLEY
CHECKED BY: J. HANBURY

CONSTRUCTION PLAN

9101 A101



- NOTES:**
- 1 ALL INTERIOR DIMENSIONS ARE FROM FACE OF STUD OR CENTER LINE OF COLUMN.
 - 2 ALL EXTERIOR DIMENSIONS ARE FROM FACE OF BRICK LEADGE, CENTER LINE OF WINDOW OR CENTER OF COLUMN.
 - 3 LOCATE ALL EXTERIOR DOORS 4" FROM CORNER OF WALL UNLESS NOTED OTHERWISE.
 - 4 PROVIDE STAIRS AS PART OF FF&E ALLOWANCE.
 - 5 PROVIDE HAND RAILS AS PART OF FF&E ALLOWANCE.
 - 6 PROVIDE PICTURE MOLDS AS PART OF FF&E ALLOWANCE.
 - 7 PROVIDE ADAPTIVE SHELVING. SEE SHEET 1000 FOR DETAILS.
 - 8 PAY PHONES. REF: 3/A102 FOR ACCESSIBLE HEARING HEIGHTS.
 - 9 PROVIDE DISPLAY BOARD AS PART OF FF&E ALLOWANCE.
 - 10 LOCATION OF FIRE EXTINGUISHER CABINET (E.G.C.)
 - 11 PROVIDE SPLASH BLOCKS AT ALL DOWN SPOUT LOCATIONS TO DRAIN WATER AWAY FROM BUILDING.


FLOOR PLAN

SCALE: 1/8" = 1'-0"

NOTES:

5

— Containment 6



11.06.2019
 Huitt-Zollars Inc.
 Firm Registration No. F-761

HUITT-ZOLLARS

Huitt-Zollars, Inc. TPBE Reg. No. F-761
 10350 Richmond Ave., Suite 300
 Houston, Texas 77042-4248
 Phone (281) 496-0066 Fax (281) 496-0220

No.	Description	Date
1	ISSUED FOR BID	9/23/2019
2	ADDENDUM No. 2	10/18/2019
3	ADDENDUM No. 3	11/08/2019

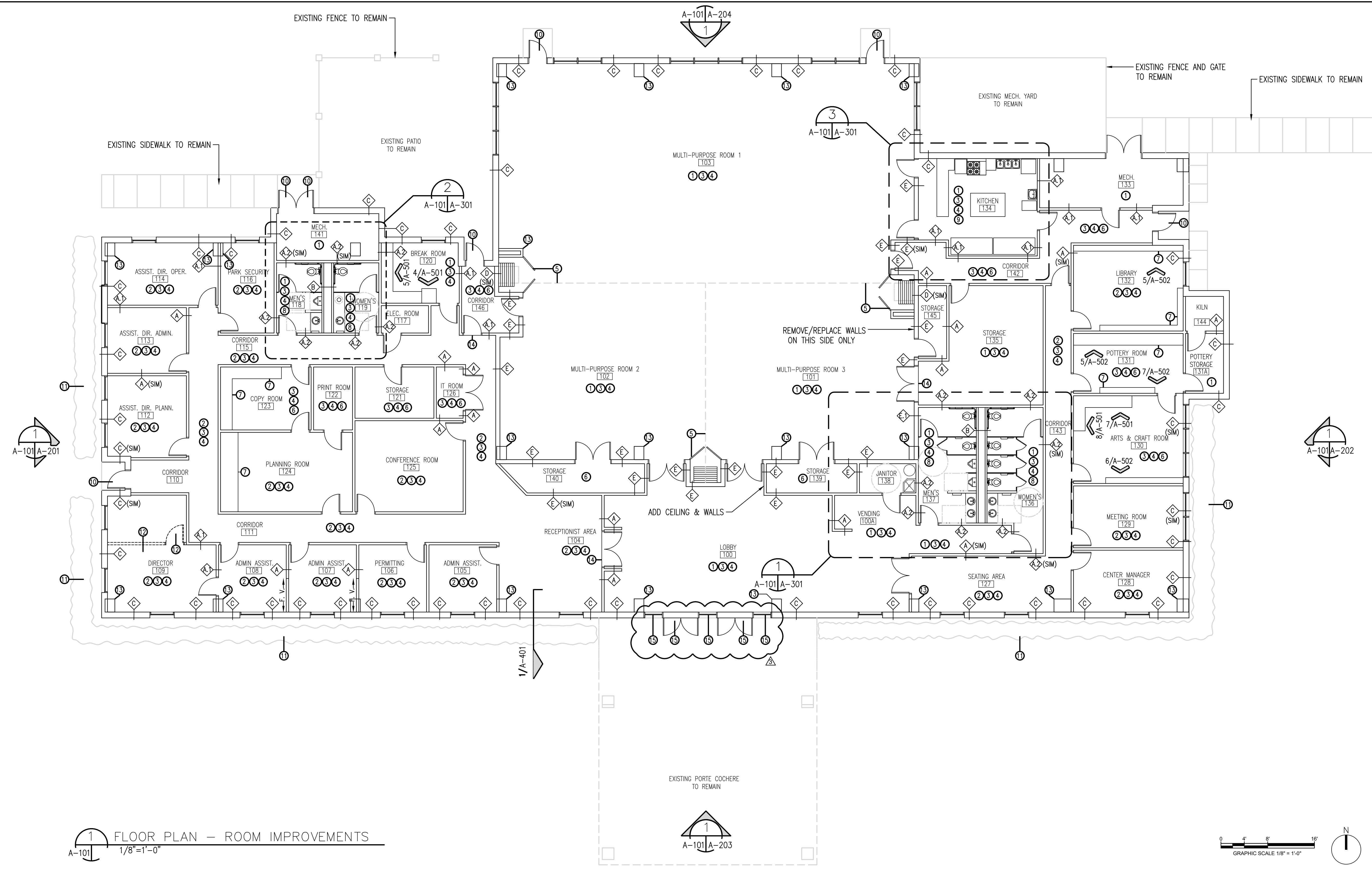
WAYNE JOHNSON COMMUNITY CENTER

FLOOR PLAN ROOM IMPROVEMENTS

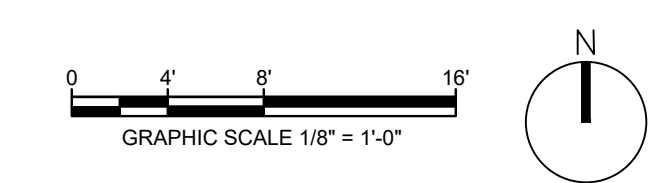
Project number	RO
Date	
Drawn by	MF
Checked by	RH

A-101

Scale AS NOTED



1 FLOOR PLAN - ROOM IMPROVEMENTS
 1/8"=1'-0"



- NOTES:**
- ① EXISTING FLOORING TO REMAIN
 - ② INSTALL NEW CARPETING AND 4" RUBBER BASE
 - ③ REMOVE EXISTING CEILING SYSTEM, LIGHTS AND HVAC DIFFUSERS
 - ④ INSTALL NEW 2'X2' ACOUSTICAL CEILING, LIGHTS AND HVAC DIFFUSERS
 - ⑤ REMOVE EXISTING PANEL BI-FOLD DOORS AND POCKET DOORS, INSTALL NEW PANEL BI-FOLD DOORS AND POCKET DOORS
 - ⑥ INSTALL NEW VCT FLOORING AND 4" RUBBER BASE
 - ⑦ EXISTING MILLWORK TO REMAIN
 - ⑧ RE: ENLARGED TOILET ROOM PLANS FOR ADDITIONAL NOTES
 - ⑨ RE: ENLARGED KITCHEN PLAN FOR ADDITIONAL NOTES
 - ⑩ PAINT EXISTING DOOR EXTERIOR AND INTERIOR FACES/EDGES AND FRAMES
 - ⑪ REMOVE ALL SHRUBS AGAINST BUILDING
 - ⑫ REMOVE DOOR, FRAME & WALL FRAMING.
 - ⑬ 5/8" TYPE "X" MMR ON EXISTING METAL FRAMING AROUND EXISTING COLUMN.
 - ⑭ NEW RUBBER TRANSITION STRIP, COLOR TO MATCH EXISTING V.C.T.
 - ⑮ REMOVE EXISTING AND INSTALL NEW WINDOWS/ DOORS. DO NOT DAMAGE EXISTING FLASHING, TRIM, METAL PANELS OR BRICK.

- SPECIAL NOTES:**
1. REFER TO SUMMARY OF WORK, SECTION 011000 FOR DETAILED DESCRIPTION OF DEMOLITION AND NEW CONSTRUCTION WORK FOR EACH AREA SHOWN ON THIS DRAWING.
 2. RE: DWGS FOR REMOVAL OF EXISTING WINDOWS AND DOORS AND INSTALLATION OF NEW WINDOWS AND DOORS.
 3. RE: DWG A-102 FOR NEW GYPSUM BOARD INSTALLATIONS.
 4. PAINT ALL EXISTING GYPSUM BOARDS THAT REMAIN IN THE ENTIRE BUILDING.

CADFILE: I:\R308586.01 - Post Storm Damage Assessment\10_CADD & BIM\10_1_AutoCAD\Wayne Johnson Community Center\A101 FLOOR PLAN.dwg Plotted: Wed, Nov. 06, 2019 @ 2:09 PM By: bjlubaja

EXHIBIT A
WAYNE JOHNSON COMMUNITY CENTER REBUILD
GALVESTON COUNTY, TEXAS

PROCUREMENT STANDARDS

2 C.F.R. §§ 200.317 – 200.326 &
2 C.F.R. PART 200, APPENDIX II

TABLE OF CONTENTS

2 C.F.R. § 200.317. Procurements by states2

2 C.F.R. § 200.318. General procurement standards. 2-3

2 C.F.R. § 200.319. Competition. 4-5

2 C.F.R. § 200.320. Methods of procurement to be followed..... 5-7

2 C.F.R. § 200.321. Contracting with small and minority businesses, women's business enterprises, and labor surplus area firms.7

2 C.F.R. § 200.322. Procurement of recovered materials.8

2 C.F.R. § 200.323. Contract cost and price.8

2 C.F.R. § 200.324. Federal awarding agency or pass-through entity review. 9-9

2 C.F.R. § 200.325. Bonding requirements. 9-10

2 C.F.R. § 200.326. Contract provisions.....10

EXHIBIT A
WAYNE JOHNSON COMMUNITY CENTER REBUILD
GALVESTON COUNTY, TEXAS

2 C.F.R. Part, 200, Appendix II 11-12

PROCUREMENT STANDARDS

2 C.F.R. §§ 200.317 – 200.326 &
2 C.F.R. PART 200, APPENDIX II

2 C.F.R. § 200.317. Procurements by states.

When procuring property and services under a Federal award, a state must follow the same policies and procedures it uses for procurements from its non-Federal funds. The state will comply with §200.322 Procurement of recovered materials and ensure that every purchase order or other contract includes any clauses required by section §200.326 Contract provisions. All other non-Federal entities, including subrecipients of a state, will follow §§ 200.318 General procurement standards through 200.326 Contract provisions.

69 FR 26280, May 11, 2004; 78 FR 78608, Dec. 26, 2013

2 C.F.R. § 200.318. General procurement standards.

(a) The non-Federal entity must use its own documented procurement procedures which reflect applicable State, local and tribal laws and regulations, provided that the procurements conform to applicable Federal law and the standards identified in this part.

(b) Non-Federal entities must maintain oversight to ensure that contractors perform in accordance with the terms, conditions, and specifications of their contracts or purchase orders.

(c)

(1) The non-Federal entity must maintain written standards of conduct covering conflicts of interest and governing the actions of its employees engaged in the selection, award and administration of contracts. No employee, officer, or agent may participate in the selection, award, or administration of a contract supported by a Federal award if he or she has a real or apparent conflict of interest. Such a conflict of interest would arise when the employee, officer, or agent, any member of his or her immediate family, his or her partner, or an organization which employs or is about to employ any of the parties indicated herein, has a financial or other interest in or a tangible personal benefit from a firm considered for a contract. The officers, employees, and agents of the non-Federal entity may neither solicit nor accept gratuities, favors, or anything of monetary value from contractors or parties to subcontracts. However, non-Federal entities may set standards for situations in which the financial interest is not substantial or the gift is an unsolicited item of nominal value. The standards of conduct must provide for disciplinary actions to be applied for violations of such standards by officers, employees, or agents of the non-Federal entity.

EXHIBIT A
WAYNE JOHNSON COMMUNITY CENTER REBUILD
GALVESTON COUNTY, TEXAS

- (2) If the non-Federal entity has a parent, affiliate, or subsidiary organization that is not a state, local government, or Indian tribe, the non-Federal entity must also maintain written standards of conduct covering organizational conflicts of interest. Organizational conflicts of interest means that because of relationships with a parent company, affiliate, or subsidiary organization, the non-Federal entity is unable or appears to be unable to be impartial in conducting a procurement action involving a related organization.
- (d) The non-Federal entity's procedures must avoid acquisition of unnecessary or duplicative items. Consideration should be given to consolidating or breaking out procurements to obtain a more economical purchase. Where appropriate, an analysis will be made of lease versus purchase alternatives, and any other appropriate analysis to determine the most economical approach.
- (e) To foster greater economy and efficiency, and in accordance with efforts to promote cost-effective use of shared services across the Federal Government, the non-Federal entity is encouraged to enter into state and local intergovernmental agreements or inter-entity agreements where appropriate for procurement or use of common or shared goods and services.
- (f) The non-Federal entity is encouraged to use Federal excess and surplus property in lieu of purchasing new equipment and property whenever such use is feasible and reduces project costs.
- (g) The non-Federal entity is encouraged to use value engineering clauses in contracts for construction projects of sufficient size to offer reasonable opportunities for cost reductions. Value engineering is a systematic and creative analysis of each contract item or task to ensure that its essential function is provided at the overall lower cost.
- (h) The non-Federal entity must award contracts only to responsible contractors possessing the ability to perform successfully under the terms and conditions of a proposed procurement. Consideration will be given to such matters as contractor integrity, compliance with public policy, record of past performance, and financial and technical resources. See also § 200.213 Suspension and debarment.
- (i) The non-Federal entity must maintain records sufficient to detail the history of procurement. These records will include, but are not necessarily limited to the following: rationale for the method of procurement, selection of contract type, contractor selection or rejection, and the basis for the contract price.
- (j)
- (1) The non-Federal entity may use a time and materials type contract only after a determination that no other contract is suitable and if the contract includes a ceiling price that the contractor exceeds at its own risk. Time and materials type contract means a contract whose cost to a non-Federal entity is the sum of:
- (i) The actual cost of materials; and
 - (ii) Direct labor hours charged at fixed hourly rates that reflect wages, general and administrative expenses, and profit.

EXHIBIT A
WAYNE JOHNSON COMMUNITY CENTER REBUILD
GALVESTON COUNTY, TEXAS

(2) Since this formula generates an open-ended contract price, a time-and-materials contract provides no positive profit incentive to the contractor for cost control or labor efficiency. Therefore, each contract must set a ceiling price that the contractor exceeds at its own risk. Further, the non-Federal entity awarding such a contract must assert a high degree of oversight in order to obtain reasonable assurance that the contractor is using efficient methods and effective cost controls.

(k) The non-Federal entity alone must be responsible, in accordance with good administrative practice and sound business judgment, for the settlement of all contractual and administrative issues arising out of procurements. These issues include, but are not limited to, source evaluation, protests, disputes, and claims. These standards do not relieve the non-Federal entity of any contractual responsibilities under its contracts. The Federal awarding agency will not substitute its judgment for that of the non-Federal entity unless the matter is primarily a Federal concern. Violations of law will be referred to the local, state, or Federal authority having proper jurisdiction.

78 FR 78608, Dec. 26, 2013, as amended at 79 FR 75885, Dec. 19, 2014; 80 FR 43309, July 22, 2015; 80 FR 45395, July 30, 2015

2 C.F.R. § 200.319. Competition.

(a) All procurement transactions must be conducted in a manner providing full and open competition consistent with the standards of this section. In order to ensure objective contractor performance and eliminate unfair competitive advantage, contractors that develop or draft specifications, requirements, statements of work, or invitations for bids or requests for proposals must be excluded from competing for such procurements. Some of the situations considered to be restrictive of competition include but are not limited to:

- (1) Placing unreasonable requirements on firms in order for them to qualify to do business;
- (2) Requiring unnecessary experience and excessive bonding;
- (3) Noncompetitive pricing practices between firms or between affiliated companies;
- (4) Noncompetitive contracts to consultants that are on retainer contracts;
- (5) Organizational conflicts of interest;
- (6) Specifying only a “brand name” product instead of allowing “an equal” product to be offered and describing the performance or other relevant requirements of the procurement; and
- (7) Any arbitrary action in the procurement process.

(b) The non-Federal entity must conduct procurements in a manner that prohibits the use of statutorily or administratively imposed state, local, or tribal geographical preferences in the evaluation of bids or proposals, except in those cases where applicable Federal statutes expressly mandate or encourage geographic preference. Nothing in this section preempts state licensing laws. When contracting for architectural and engineering (A/E)

EXHIBIT A
WAYNE JOHNSON COMMUNITY CENTER REBUILD
GALVESTON COUNTY, TEXAS

services, geographic location may be a selection criterion provided its application leaves an appropriate number of qualified firms, given the nature and size of the project, to compete for the contract.

(c) The non-Federal entity must have written procedures for procurement transactions. These procedures must ensure that all solicitations:

(1) Incorporate a clear and accurate description of the technical requirements for the material, product, or service to be procured. Such description must not, in competitive procurements, contain features which unduly restrict competition. The description may include a statement of the qualitative nature of the material, product or service to be procured and, when necessary, must set forth those minimum essential characteristics and standards to which it must conform if it is to satisfy its intended use. Detailed product specifications should be avoided if at all possible. When it is impractical or uneconomical to make a clear and accurate description of the technical requirements, a "brand name or equivalent" description may be used as a means to define the performance or other salient requirements of procurement. The specific features of the named brand which must be met by offers must be clearly stated; and

(2) Identify all requirements which the offerors must fulfill and all other factors to be used in evaluating bids or proposals.

(d) The non-Federal entity must ensure that all prequalified lists of persons, firms, or products which are used in acquiring goods and services are current and include enough qualified sources to ensure maximum open and free competition. Also, the non-Federal entity must not preclude potential bidders from qualifying during the solicitation period.

78 FR 78608, Dec. 26, 2013, as amended at 79 FR 75885, Dec. 19, 2014

2 C.F.R. § 200.320. Methods of procurement to be followed.

The non-Federal entity must use one of the following methods of procurement.

(a) Procurement by micro-purchases. Procurement by micro-purchase is the acquisition of supplies or services, the aggregate dollar amount of which does not exceed the micro-purchase threshold (§200.67 Micro-purchase). To the extent practicable, the non-Federal entity must distribute micro-purchases equitably among qualified suppliers. Micro-purchases may be awarded without soliciting competitive quotations if the non-Federal entity considers the price to be reasonable.

(b) Procurement by small purchase procedures. Small purchase procedures are those relatively simple and informal procurement methods for securing services, supplies, or other property that do not cost more than the Simplified Acquisition Threshold. If small purchase procedures are used, price or rate quotations must be obtained from an adequate number of qualified sources.

(c) Procurement by sealed bids (formal advertising). Bids are publicly solicited and a firm fixed price contract (lump sum or unit price) is awarded to the responsible bidder whose bid, conforming with all the material terms and conditions of the invitation for bids, is the lowest in price. The sealed bid method is the preferred method for procuring construction, if the conditions in paragraph (c)(1) of this section apply.

EXHIBIT A
WAYNE JOHNSON COMMUNITY CENTER REBUILD
GALVESTON COUNTY, TEXAS

- (1) In order for sealed bidding to be feasible, the following conditions should be present:
- (i) A complete, adequate, and realistic specification or purchase description is available;
 - (ii) Two or more responsible bidders are willing and able to compete effectively for the business; and
 - (iii) The procurement lends itself to a firm fixed price contract and the selection of the successful bidder can be made principally on the basis of price.
- (2) If sealed bids are used, the following requirements apply:
- (i) Bids must be solicited from an adequate number of known suppliers, providing them sufficient response time prior to the date set for opening the bids, for local, and tribal governments, the invitation for bids must be publicly advertised;
 - (ii) The invitation for bids, which will include any specifications and pertinent attachments, must define the items or services in order for the bidder to properly respond;
 - (iii) All bids will be opened at the time and place prescribed in the invitation for bids, and for local and tribal governments, the bids must be opened publicly;
 - (iv) A firm fixed price contract award will be made in writing to the lowest responsive and responsible bidder. Where specified in bidding documents, factors such as discounts, transportation cost, and life cycle costs must be considered in determining which bid is lowest. Payment discounts will only be used to determine the low bid when prior experience indicates that such discounts are usually taken advantage of; and
 - (v) Any or all bids may be rejected if there is a sound documented reason.
- (d) Procurement by competitive proposals. The technique of competitive proposals is normally conducted with more than one source submitting an offer, and either a fixed price or cost-reimbursement type contract is awarded. It is generally used when conditions are not appropriate for the use of sealed bids. If this method is used, the following requirements apply:
- (1) Requests for proposals must be publicized and identify all evaluation factors and their relative importance. Any response to publicized requests for proposals must be considered to the maximum extent practical;
 - (2) Proposals must be solicited from an adequate number of qualified sources;
 - (3) The non-Federal entity must have a written method for conducting technical evaluations of the proposals received and for selecting recipients;
 - (4) Contracts must be awarded to the responsible firm whose proposal is most advantageous to the program, with price and other factors considered; and

EXHIBIT A
WAYNE JOHNSON COMMUNITY CENTER REBUILD
GALVESTON COUNTY, TEXAS

(5) The non-Federal entity may use competitive proposal procedures for qualifications-based procurement of architectural/engineering (A/E) professional services whereby competitors' qualifications are evaluated and the most qualified competitor is selected, subject to negotiation of fair and reasonable compensation. The method, where price is not used as a selection factor, can only be used in procurement of A/E professional services. It cannot be used to purchase other types of services though A/E firms are a potential source to perform the proposed effort.

(e) [Reserved]

(f) Procurement by noncompetitive proposals. Procurement by noncompetitive proposals is procurement through solicitation of a proposal from only one source and may be used only when one or more of the following circumstances apply:

(1) The item is available only from a single source;

(2) The public exigency or emergency for the requirement will not permit a delay resulting from competitive solicitation;

(3) The Federal awarding agency or pass-through entity expressly authorizes noncompetitive proposals in response to a written request from the non-Federal entity; or

(4) After solicitation of a number of sources, competition is determined inadequate.

78 FR 78608, Dec. 26, 2013, as amended at 79 FR 75885, Dec. 19, 2014; 80 FR 54409, Sept. 10, 2015

2 C.F.R. § 200.321. Contracting with small and minority businesses, women's business enterprises, and labor surplus area firms.

(a) The non-Federal entity must take all necessary affirmative steps to assure that minority businesses, women's business enterprises, and labor surplus area firms are used when possible.

(b) Affirmative steps must include:

(1) Placing qualified small and minority businesses and women's business enterprises on solicitation lists;

(2) Assuring that small and minority businesses, and women's business enterprises are solicited whenever they are potential sources;

(3) Dividing total requirements, when economically feasible, into smaller tasks or quantities to permit maximum participation by small and minority businesses, and women's business enterprises;

(4) Establishing delivery schedules, where the requirement permits, which encourage participation by small and minority businesses, and women's business enterprises;

EXHIBIT A
WAYNE JOHNSON COMMUNITY CENTER REBUILD
GALVESTON COUNTY, TEXAS

(5) Using the services and assistance, as appropriate, of such organizations as the Small Business Administration and the Minority Business Development Agency of the Department of Commerce; and

(6) Requiring the prime contractor, if subcontracts are to be let, to take the affirmative steps listed in paragraphs (1) through (5) of this section.

69 FR 26280, May 11, 2004; 78 FR 78608, Dec. 26, 2013, unless otherwise noted

2 C.F.R. § 200.322. Procurement of recovered materials.

A non-Federal entity that is a state agency or agency of a political subdivision of a state and its contractors must comply with section 6002 of the Solid Waste Disposal Act, as amended by the Resource Conservation and Recovery Act. The requirements of Section 6002 include procuring only items designated in guidelines of the Environmental Protection Agency (EPA) at 40 CFR part 247 that contain the highest percentage of recovered materials practicable, consistent with maintaining a satisfactory level of competition, where the purchase price of the item exceeds \$10,000 or the value of the quantity acquired during the preceding fiscal year exceeded \$10,000; procuring solid waste management services in a manner that maximizes energy and resource recovery; and establishing an affirmative procurement program for procurement of recovered materials identified in the EPA guidelines.

78 FR 78608, Dec. 26, 2013, as amended at 79 FR 75885, Dec. 19, 2014

2 C.F.R. § 200.323. Contract cost and price.

(a) The non-Federal entity must perform a cost or price analysis in connection with every procurement action in excess of the Simplified Acquisition Threshold including contract modifications. The method and degree of analysis is dependent on the facts surrounding the particular procurement situation, but as a starting point, the non-Federal entity must make independent estimates before receiving bids or proposals.

(b) The non-Federal entity must negotiate profit as a separate element of the price for each contract in which there is no price competition and in all cases where cost analysis is performed. To establish a fair and reasonable profit, consideration must be given to the complexity of the work to be performed, the risk borne by the contractor, the contractor's investment, the amount of subcontracting, the quality of its record of past performance, and industry profit rates in the surrounding geographical area for similar work.

(c) Costs or prices based on estimated costs for contracts under the Federal award are allowable only to the extent that costs incurred or cost estimates included in negotiated prices would be allowable for the non-Federal entity under Subpart E—Cost Principles of this part. The non-Federal entity may reference its own cost principles that comply with the Federal cost principles.

(d) The cost plus a percentage of cost and percentage of construction cost methods of contracting must not be used.

69 FR 26280, May 11, 2004; 78 FR 78608, Dec. 26, 2013, unless otherwise noted

EXHIBIT A
WAYNE JOHNSON COMMUNITY CENTER REBUILD
GALVESTON COUNTY, TEXAS

2 C.F.R. § 200.324. Federal awarding agency or pass-through entity review.

(a) The non-Federal entity must make available, upon request of the Federal awarding agency or pass-through entity, technical specifications on proposed procurements where the Federal awarding agency or pass-through entity believes such review is needed to ensure that the item or service specified is the one being proposed for acquisition. This review generally will take place prior to the time the specification is incorporated into a solicitation document. However, if the non-Federal entity desires to have the review accomplished after a solicitation has been developed, the Federal awarding agency or pass-through entity may still review the specifications, with such review usually limited to the technical aspects of the proposed purchase.

(b) The non-Federal entity must make available upon request, for the Federal awarding agency or pass-through entity pre-procurement review, procurement documents, such as requests for proposals or invitations for bids, or independent cost estimates, when:

(1) The non-Federal entity's procurement procedures or operation fails to comply with the procurement standards in this part;

(2) The procurement is expected to exceed the Simplified Acquisition Threshold and is to be awarded without competition or only one bid or offer is received in response to a solicitation;

(3) The procurement, which is expected to exceed the Simplified Acquisition Threshold, specifies a "brand name" product;

(4) The proposed contract is more than the Simplified Acquisition Threshold and is to be awarded to other than the apparent low bidder under a sealed bid procurement; or

(5) A proposed contract modification changes the scope of a contract or increases the contract amount by more than the Simplified Acquisition Threshold.

(c) The non-Federal entity is exempt from the pre-procurement review in paragraph (b) of this section if the Federal awarding agency or pass-through entity determines that its procurement systems comply with the standards of this part.

(1) The non-Federal entity may request that its procurement system be reviewed by the Federal awarding agency or pass-through entity to determine whether its system meets these standards in order for its system to be certified. Generally, these reviews must occur where there is continuous high-dollar funding, and third party contracts are awarded on a regular basis;

(2) The non-Federal entity may self-certify its procurement system. Such self-certification must not limit the Federal awarding agency's right to survey the system. Under a self-certification procedure, the Federal awarding agency may rely on written assurances from the non-Federal entity that it is complying with these standards. The non-Federal entity must cite specific policies, procedures, regulations, or standards as being in compliance with these requirements and have its system available for review.

69 FR 26280, May 11, 2004; 78 FR 78608, Dec. 26, 2013, unless otherwise noted

2 C.F.R. § 200.325. Bonding requirements.

EXHIBIT A
WAYNE JOHNSON COMMUNITY CENTER REBUILD
GALVESTON COUNTY, TEXAS

For construction or facility improvement contracts or subcontracts exceeding the Simplified Acquisition Threshold, the Federal awarding agency or pass-through entity may accept the bonding policy and requirements of the non-Federal entity provided that the Federal awarding agency or pass-through entity has made a determination that the Federal interest is adequately protected. If such a determination has not been made, the minimum requirements must be as follows:

(a) A bid guarantee from each bidder equivalent to five percent of the bid price. The “bid guarantee” must consist of a firm commitment such as a bid bond, certified check, or other negotiable instrument accompanying a bid as assurance that the bidder will, upon acceptance of the bid, execute such contractual documents as may be required within the time specified.

(b) A performance bond on the part of the contractor for 100 percent of the contract price. A “performance bond” is one executed in connection with a contract to secure fulfillment of all the contractor's obligations under such contract.

(c) A payment bond on the part of the contractor for 100 percent of the contract price. A “payment bond” is one executed in connection with a contract to assure payment as required by law of all persons supplying labor and material in the execution of the work provided for in the contract.

69 FR 26280, May 11, 2004; 78FR 78608, Dec. 26, 2013, unless otherwise noted

2 C.F.R. § 200.326. Contract provisions.

The non-Federal entity's contracts must contain the applicable provisions described in Appendix II to Part 200—Contract Provisions for non-Federal Entity Contracts Under Federal Awards.

69 FR 26280, May 11, 2004; 78 FR 78608, Dec. 26, 2013, unless otherwise note

EXHIBIT A
WAYNE JOHNSON COMMUNITY CENTER REBUILD
GALVESTON COUNTY, TEXAS

2 C.F.R. Part, 200, Appendix II

In addition to other provisions required by the Federal agency or non-Federal entity, all contracts made by the non-Federal entity under the Federal award must contain provisions covering the following, as applicable.

(A) Contracts for more than the simplified acquisition threshold currently set at \$150,000, which is the inflation adjusted amount determined by the Civilian Agency Acquisition Council and the Defense Acquisition Regulations Council (Councils) as authorized by 41 U.S.C. 1908, must address administrative, contractual, or legal remedies in instances where contractors violate or breach contract terms, and provide for such sanctions and penalties as appropriate.

(B) All contracts in excess of \$10,000 must address termination for cause and for convenience by the non-Federal entity including the manner by which it will be effected and the basis for settlement.

(C) Equal Employment Opportunity. Except as otherwise provided under 41 CFR Part 60, all contracts that meet the definition of "federally assisted construction contract" in 41 CFR Part 60-1.3 must include the equal opportunity clause provided under 41 CFR 60-1.4(b), in accordance with Executive Order 11246, "Equal Employment Opportunity" (30 FR 12319, 12935, 3 CFR Part, 1964-1965 Comp., p. 339), as amended by Executive Order 11375, "Amending Executive Order 11246 Relating to Equal Employment Opportunity," and implementing regulations at 41 CFR part 60, "Office of Federal Contract Compliance Programs, Equal Employment Opportunity, Department of Labor."

(D) Davis-Bacon Act, as amended (40 U.S.C. 3141-3148). When required by Federal program legislation, all prime construction contracts in excess of \$2,000 awarded by non-Federal entities must include a provision for compliance with the Davis-Bacon Act (40 U.S.C. 3141-3144, and 3146-3148) as supplemented by Department of Labor regulations (29 CFR Part 5, "Labor Standards Provisions Applicable to Contracts Covering Federally Financed and Assisted Construction"). In accordance with the statute, contractors must be required to pay wages to laborers and mechanics at a rate not less than the prevailing wages specified in a wage determination made by the Secretary of Labor. In addition, contractors must be required to pay wages not less than once a week. The non-Federal entity must place a copy of the current prevailing wage determination issued by the Department of Labor in each solicitation. The decision to award a contract or subcontract must be conditioned upon the acceptance of the wage determination. The non-Federal entity must report all suspected or reported violations to the Federal awarding agency. The contracts must also include a provision for compliance with the Copeland "Anti-Kickback" Act (40 U.S.C. 3145), as supplemented by Department of Labor regulations (29

EXHIBIT A
WAYNE JOHNSON COMMUNITY CENTER REBUILD
GALVESTON COUNTY, TEXAS

CFR Part 3, “Contractors and Subcontractors on Public Building or Public Work Financed in Whole or in Part by Loans or Grants from the United States”). The Act provides that each contractor or subrecipient must be prohibited from inducing, by any means, any person employed in the construction, completion, or repair of public work, to give up any part of the compensation to which he or she is otherwise entitled. The non-Federal entity must report all suspected or reported violations to the Federal awarding agency.

(E) Contract Work Hours and Safety Standards Act (40 U.S.C. 3701-3708). Where applicable, all contracts awarded by the non-Federal entity in excess of \$100,000 that involve the employment of mechanics or laborers must include a provision for compliance with 40 U.S.C. 3702 and 3704, as supplemented by Department of Labor regulations (29 CFR Part 5). Under 40 U.S.C. 3702 of the Act, each contractor must be required to compute the wages of every mechanic and laborer on the basis of a standard work week of 40 hours. Work in excess of the standard work week is permissible provided that the worker is compensated at a rate of not less than one and a half times the basic rate of pay for all hours worked in excess of 40 hours in the work week. The requirements of 40 U.S.C. 3704 are applicable to construction work and provide that no laborer or mechanic must be required to work in surroundings or under working conditions which are unsanitary, hazardous or dangerous. These requirements do not apply to the purchases of supplies or materials or articles ordinarily available on the open market, or contracts for transportation or transmission of intelligence.

(F) Rights to Inventions Made Under a Contract or Agreement. If the Federal award meets the definition of “funding agreement” under 37 CFR §401.2 (a) and the recipient or subrecipient wishes to enter into a contract with a small business firm or nonprofit organization regarding the substitution of parties, assignment or performance of experimental, developmental, or research work under that “funding agreement,” the recipient or subrecipient must comply with the requirements of 37 CFR Part 401, “Rights to Inventions Made by Nonprofit Organizations and Small Business Firms Under Government Grants, Contracts and Cooperative Agreements,” and any implementing regulations issued by the awarding agency.

(G) Clean Air Act (42 U.S.C. 7401-7671q.) and the Federal Water Pollution Control Act (33 U.S.C. 1251-1387), as amended—Contracts and subgrants of amounts in excess of \$150,000 must contain a provision that requires the non-Federal award to agree to comply with all applicable standards, orders or regulations issued pursuant to the Clean Air Act (42 U.S.C. 7401-7671q) and the Federal Water Pollution Control Act as amended (33 U.S.C. 1251-1387). Violations must be reported to the Federal awarding agency and the Regional Office of the Environmental Protection Agency (EPA).

(H) Debarment and Suspension (Executive Orders 12549 and 12689)—A contract award (see 2 CFR 180.220) must not be made to parties listed on the governmentwide exclusions in the System for Award Management (SAM), in accordance with the OMB guidelines at 2 CFR 180 that implement Executive Orders 12549 (3 CFR part 1986 Comp., p. 189) and 12689 (3 CFR part 1989 Comp., p. 235), “Debarment and Suspension.” SAM Exclusions contains the names of parties debarred, suspended, or otherwise excluded by agencies, as well as parties declared ineligible under statutory or regulatory authority other than Executive Order 12549.

(I) Byrd Anti-Lobbying Amendment (31 U.S.C. 1352)—Contractors that apply or bid for an award exceeding \$100,000 must file the required certification. Each tier certifies to the tier above that it will not and has not used Federal appropriated funds to pay any person or organization for influencing or attempting to influence an officer or employee of any agency, a member of Congress, officer or employee of Congress, or an employee of a member of Congress in connection with obtaining any Federal contract, grant or any other award covered by 31 U.S.C. 1352. Each tier must also disclose any lobbying with non-Federal funds that takes place in connection with obtaining any Federal award. Such disclosures are forwarded from tier to tier up to the non-Federal award.

EXHIBIT A
WAYNE JOHNSON COMMUNITY CENTER REBUILD
GALVESTON COUNTY, TEXAS

(J) See §200.322 Procurement of recovered materials.

78 FR 78608, Dec. 26, 2013, as amended at 79 FR 75888, Dec. 19, 2014



THE COUNTY OF GALVESTON

RUFUS G. CROWDER, CPPO, CPPB
PURCHASING AGENT

GWEN MCLAREN, CPPB
ASST. PURCHASING AGENT

COUNTY COURTHOUSE
722 Moody (21st Street)
Fifth (5th) Floor
GALVESTON, TEXAS 77550
(409) 770-5371

November 8, 2019

PROJECT NAME: Wayne Johnson Community Center Rebuild

SOLICITATION NO: RFP #B191051

Re: ADDENDUM #4

To All Prospective Proposers:

The following information is being provided to aid in preparation of your proposal submittal(s)

Revised Bid Opening Date:

Due to the amount and complexity of the questions received as a result of this solicitation effort, the bid opening date has been amended and reflected below:

Thursday, November 21, 2019
2:45 P.M. (CST)

As a reminder, any further questions regarding this solicitation must be submitted in writing to:

Rufus G. Crowder, CPPO CPPB
Galveston County Purchasing Agent
722 Moody, Fifth (5th) Floor
Galveston, Texas 77550
Office: (409) 770-5371
E-mail: purchasing.bids@co.galveston.tx.us

Please excuse us for any inconvenience that this may have caused.

Sincerely,

A handwritten signature in black ink, appearing to read "Rufus G. Crowder", with a long horizontal flourish extending to the right.

Rufus G. Crowder, CPPO CPPB
Purchasing Agent
Galveston County