

**Welcome to
Election Workers'
Training**

Primary Elections

Training Overview

- **Setting up the polling place**
- **Equipment Set Up**
- **Opening the polls**
- **Normal processing of voters**
- **Special circumstances**
- **Forms and paperwork**
- **Things to keep in mind**
- **Closing the polls**
- **Tear down and return**

Setting Up

- Judges, plan the layout.
- Consider:
 - ADA compliance
 - Traffic flow & privacy
 - Public access & notifications



Equipment Set Up

- **An Open Polls Check List has been provided to help guide you.**

Open Polls Check List

(Consult your training manual for detailed instructions.)

Poll Pads:

Mifi:

- Turn on Mifi **FIRST**.
- Check signal strength.
- Plug in to AC power.

Poll Pads:

- Connect Poll Pad to stand.
- Press stand into base.
- Slide ID tray into slot.
- Insert stylus tether into jack and place stylus in ID tray.
- Connect green power cord to AC power and the Poll Pad.
- Power on Poll Pad.
- Press “Home” button to launch.

Equipment Set Up

- **Judge will verify Equipment & Seal Log.** **Discard broken seals**

EQUIPMENT AND SEAL LOG

ELECTION: General Election 11/0x/20xx EV

POLLING LOCATION: Justice Center

SEALS LEFT ON THE EQUIPMENT WHEN DELIVERED TO POLLING PLACE

EQUIPMENT	SEAL NUMBER	PRESIDING JUDGE VERIFICATION
TOUCH #1	1438957	<i>J. J.</i>
TOUCH #2	1438958	<i>J. J.</i>
TOUCH #3	1438943	<i>J. J.</i>

Equipment Set Up Verity Controller

- **Brass key is for the rack.**
- **Square key opens the cases.**
- **Round silver key operates the tablet locks.**



Equipment Set Up Verity Controller

- 1) Set the Verity Controller on a table.
- 2) Remove the power brick/cord from the mesh bag.

1



2



Equipment Set Up

Verity Controller

- 3) Plug the power cord into the power brick.
- 4) Plug the power brick into the back of Verity Controller (flat part up). **DO NOT PLUG INTO WALL YET.**

3



4



Equipment Set Up

Verity Controller

- 5) Open the case and lock the lid brace in place.

5




Equipment Set Up Verity Controller

6) Unlock,

- unlatch,
- and remove the tablet from storage compartment.

6




Equipment Set Up Verity Controller

7) Seat tablet in cradle,

- tilt it back, and
- lock it in place. **Tablet must be locked to operate.**

7



Equipment Set Up Verity Controller

8) Verify device seals.

9) Plug the power cord into a power strip.

10) Plug in the AutoBallot barcode reader.

11) Press the red button on the back to power on Controller.

8



9



10



11



Equipment Set Up

Verity Touch Booths

- 1) Remove booth parts from the transport bag.**
- 2) Pull up on handle to unfold legs from booth table and lock in place. (Make sure the booth is right side up!)**

1




2



Equipment Set Up Verity Touch Booths

- 3) Attach the rear leg assembly first.
- 4) Attach the front leg extensions. **Repeat for all booths!**
- 5) Turn the booth over to set up the Verity Touch. (Access booth is lower and longer)

3



4



5



Equipment Set Up

Verity Touch

- 1) Set Verity Touch on top of booth, aligning footpads with the indentations.**
- 2) Reach under front of booth table and push the latch to lock in place.**
- 3) Remove the power brick and cord from the mesh bag.**



Equipment Set Up

Verity Touch

- 4) Plug the power cord into the power brick.
- 5) Plug the power brick into the back of Verity Touch (flat part up). **DO NOT PLUG INTO WALL YET.**

4



5



Equipment Set Up

Verity Touch

- 6) Connect the booth cord to Verity Touch; connect the other end to Verity Controller or another Verity Touch.

6



Equipment Set Up

Verity Touch

7) Open the case and lock the lid brace in place.

7




Equipment Set Up

Verity Touch

8) Unlock,

- unlatch,
- and remove the tablet from storage compartment.

8




Equipment Set Up

Verity Touch

9) Seat tablet in cradle,

- tilt it back, and
- lock it in place. **Tablet must be locked to operate.**

9



Equipment Set Up Verity Touch

10) Attach privacy screens.

11) Plug the power cord into power strip/outlet.

12) Press the red button on the back to power on.

**Repeat for all Touch and
Access Units.**

10



11



12



Equipment Set Up

Verity Touch

13) Check the Power-On Self Test screen.

13

Power-On Self Test

Verity Touch 2.0.0 Certificate: Default
Serial No: A1500011110

MCU FW:17 PV:2.....	Pass
Battery (70% capacity).....	Medium
Main Power.....	MISSING
vDrive Ports.....	Pass
Touch Screen.....	Pass
Access Controller.....	MISSING
Network interface.....	Pass

Notes

BIOS Version: ALASKA - 1072009 [20140505000000.000000+000]

12:41 PM Wednesday 10/7/2015 Ballots: 0 Lifetime: 222

Equipment Set Up

Verity Touch with Access

- **Touch with Access devices are designed to allow disabled voters to vote independently.**
- **Access is also available as a removable accessory for curbside voting using the Touch with Access device.**
- **Access includes connection port for headphones, and a connection port for tactile switches, sip-and-puff, or other dual-switch input.**



Equipment Set Up

Verity Touch with Access

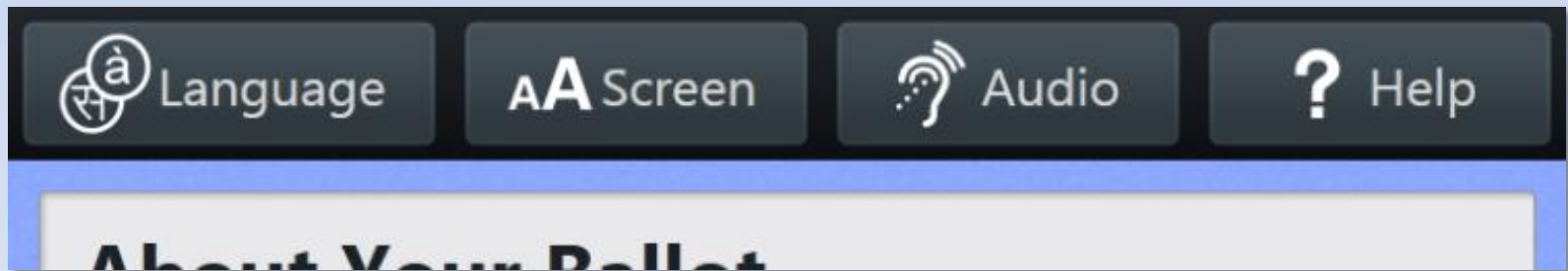
- Headphones connect to the left port.
- Dual-switch input devices connect to the right port.



Equipment Set Up

Verity Touch

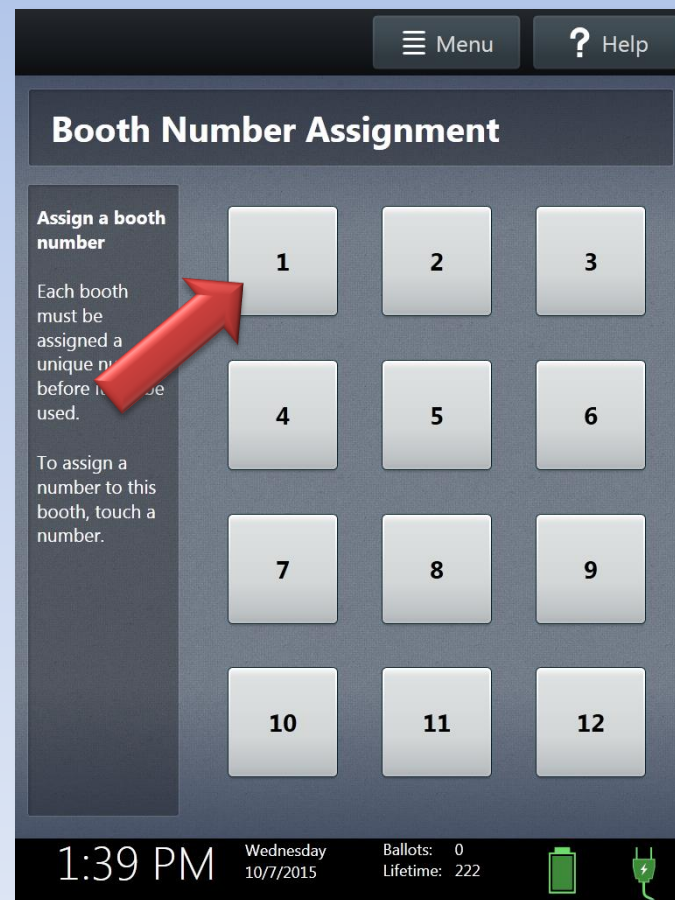
- **Top of the screen help and features:**
 - **Language** – select to change language at any time
 - **Screen** – select to change contrast, text size, or turn screen off
 - **Audio** – select to change volume, speed of audio
 - **Help** – select to see/hear help text for current step



Equipment Set Up

Assigning Booths

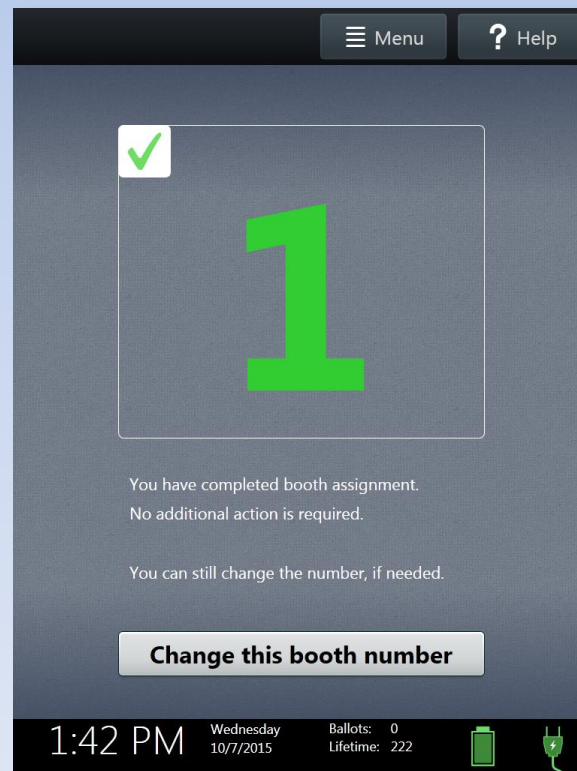
To assign booths, go to each Touch booth. On the Touch device, select the number you would like to assign.



Equipment Set Up

Assigning Booths

Once assigned, the Touch will display the booth number you assigned. This number will no longer be available when assigning additional booths.

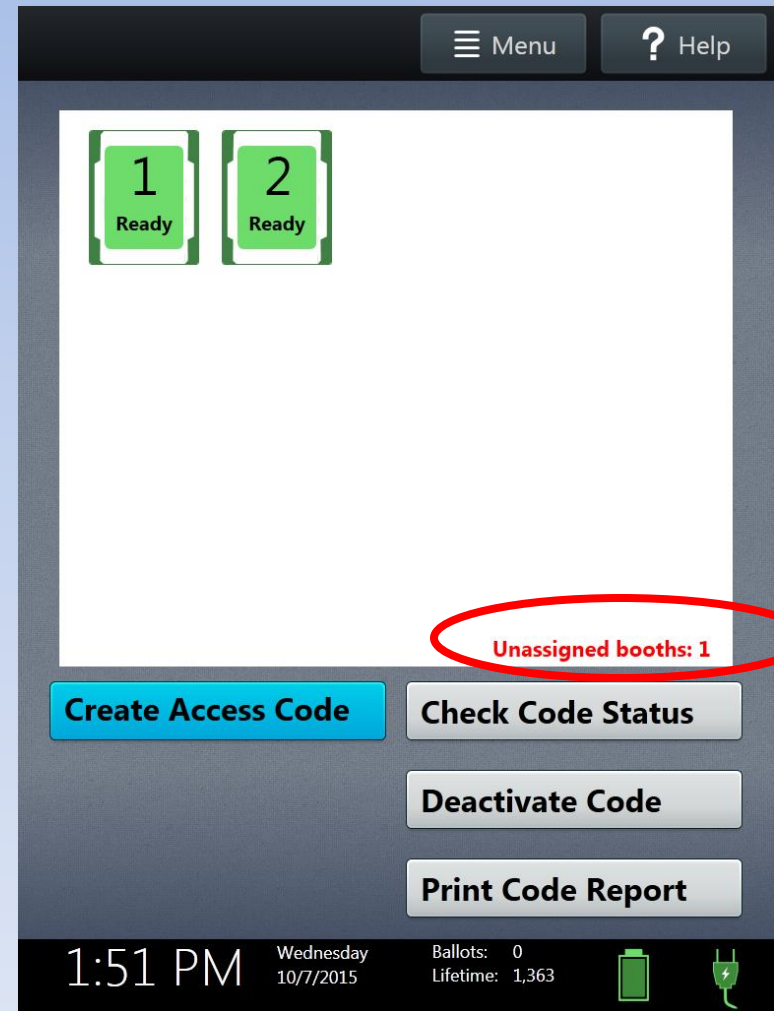


Equipment Set Up

Assigning Booths

If there are any unassigned booths, the total number of unassigned booths is indicated on the bottom right of the Controller screen.

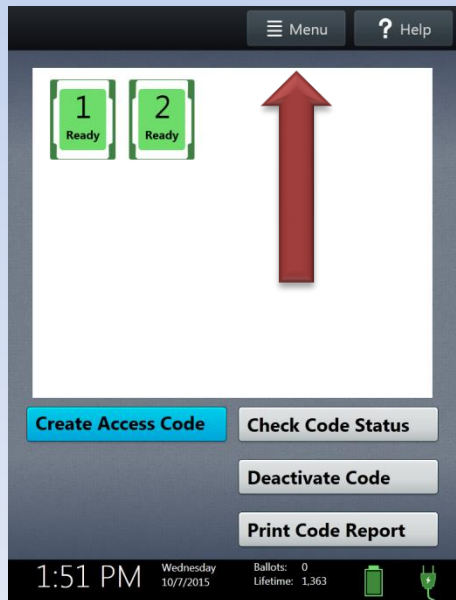
This screen is only visible after the polls are open.



Equipment Set Up

Assigning Booths

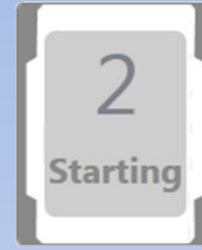
- **Booth numbering can be reset at any time.**
 - **On Controller, select Menu.**
 - **Choose Reset Booth Numbering.**
 - **Select Yes, reset all to confirm.**
 - **Go to each Touch booth to assign a new booth number.**



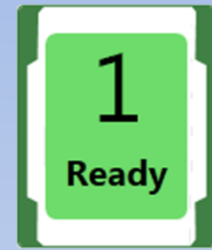
Equipment Set Up

Assigning Booths

The Controller device displays the status of the assigned Touch devices.



Touch device is starting up



Touch device is ready for voting



Ballot open on Touch device



Voter has requested help



Touch device error

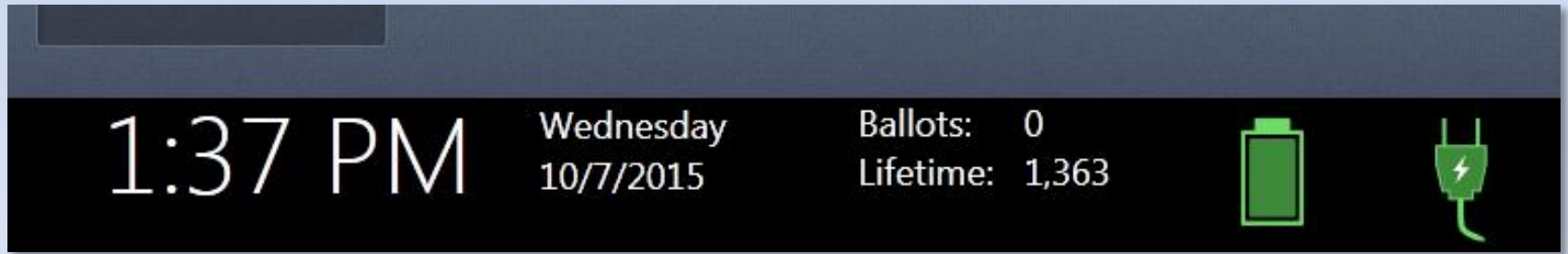


Touch device no longer connected

Equipment Set Up

Verity Controller

- **The bottom of the screen displays:**
 - **Date/Time**
 - **Ballots (for current election)**
 - **Lifetime (for all elections)**
 - **Battery/AC Power indicators**



Equipment Set Up

Changing Report Paper

- 1) The thermal report printer is located on the right side of the Verity Controller.
- 2) To open: pull the lever on the top of the printer cover towards you



Equipment Set Up


Changing Report Paper

- 3) Place new paper roll into the printer as shown – paper rolls from the bottom.
- 4) Close the printer cover. The button can be used to feed the paper.



Equipment Set Up - Mifi

- **Power On Mifi**
First Important! Mifi must be on before Poll Pad!
- **Connect to AC**
- **Locate for best signal**




Equipment Set Up – Poll Pad

- **The case**



Equipment Set Up – Poll Pad


- What's inside?



Equipment Set Up – Poll Pad

- **Connect the Stand to the Poll Pad as shown.**

Camera



Equipment Set Up – Poll Pad

- **Connect the ID Tray to the Poll Pad.**



Equipment Set Up – Poll Pad

- **Connect the stand to the base.**



Equipment Set Up – Poll Pad

- **Connect the printer to AC power.**



Plug
goes
here



Flat
side
up

Equipment Set Up – Poll Pad

- **Press and hold power button until “Apple” logo appears**

**Power
Button**



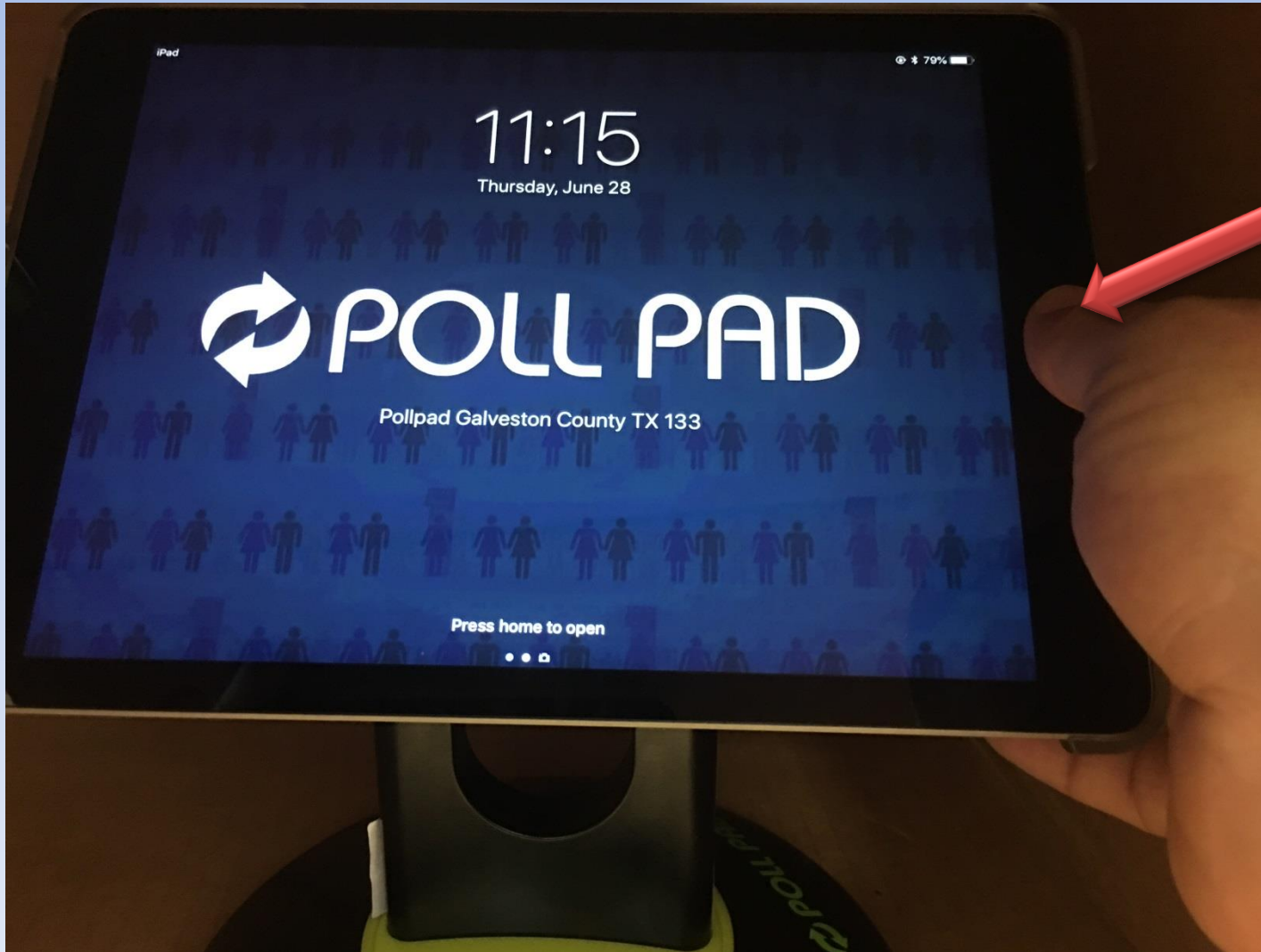
Equipment Set Up

- **Use only for intended purpose.**



Equipment Set Up – Poll Pad

- Press the “Home” button.



Home
button

Equipment Set Up – Poll Pad

- **Verify location, election mode, and Checkin Count.**

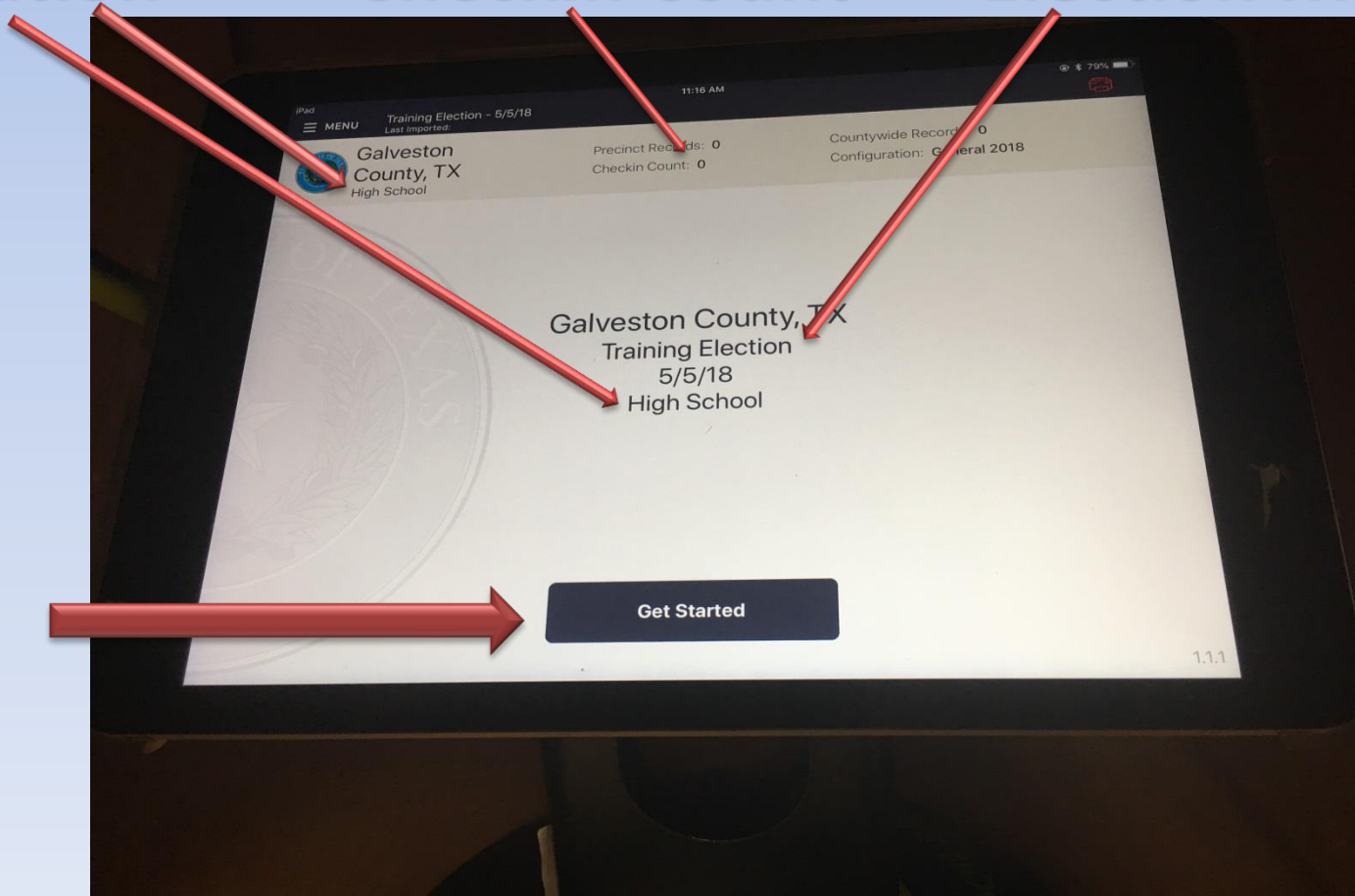
Always use the stylus!

- **Touch “Get Started”**

Location

Checkin Count

Election Mode



Equipment Set Up – Poll Pad

- Ready to process voters!

iPad 9:11 AM 44%

MENU Test - 5/16/18
Last Imported: 1/24/18, 3:00 PM



Documentation
Election Office

Precinct Records: 85366
Checkin Count: 0

Countywide Records: 85366
Configuration: ACOD ED



 Scan Barcode

 Manual Entry

Opening the Polls

Judges' Preliminary Paperwork – Election Day Compensation Form

AW8-3
Prescribed by Secretary of State
Section 32.094, Texas Election Code
3/07

For primary only: "✓" Check next to judge/clerk's name if they attended a training program as prescribed by the Secretary of State.

"I swear (or affirm) that I will not in any manner request or seek to persuade or induce any voter to vote for or against any candidate or measure to be voted on, and that I will faithfully perform my duty as an officer of the election and guard the purity of the election; I swear (or affirm) that I will not suggest by word, sign or gesture, how the voter should vote; I will confine my assistance to answering the voter's questions, to stating the propositions on the ballot, and to naming candidates and, if listed, their political parties; and I will prepare the voter's ballot as the voter directs."

STATEMENT OF COMPENSATION and OATHS Dickinson Comm. Cen. Galveston County November 7, 2017 General

✓	1. Name of Election Official (Please Print Legibly)	Complete Address (Include City, Zip)	Social Security Number	Signature	Date		Hours Worked From To	Total Hours	Rate of Pay X	Amount	Payroll office use only
	Jimmy Sue Jasper	500 Day Dream Lane	123 - 45 - 6789	<i>Jimmy Sue Jasper</i>	6:00 AM	7:30 PM		13.5			
	Phone # (655)123 - 4567	Dickinson TX 77539									
	Normal Poll Worker		- -								
	Phone # () -	TX									
	Normal Poll Worker		- -								
	Phone # () -	TX									
	Normal Poll Worker		- -								
	Phone # () -	TX									
	2. Name of Person Who Stamped "Voted" on List of Registered Voters (Do Not Include Above) Does not apply										
	Normal Poll Worker		- -								
	Phone # () -	TX			Additional Hours						
	3. Name of Person/Persons who Delivered Election Supplies (Do Not Include Above)										
	Judge Tonka	765 Someplace	- -	<i>Da Judge</i>	6:00 AM	8:00 PM		14			
	Phone # (655)987 - 6543	La Marque TX 77568									Delivery Fee: \$25.00
			- -								
	Phone # () -	TX									Delivery Fee:
	Other Expenses (Describe):								(A) Total of Other Expenses:		
	If the same person stamps the list of registered voters and delivers the election supplies, include hours stamping and election day hours under #2 and put only the delivery fee under #3.										

I state that the above is a true and correct statement of the names, addresses and hours served of all the election officials conducting the above named election and of the other expenses incurred in this election.

For Office Use Only:

INSTRUCTIONS

- Total payroll includes delivery fee(s).
- Add box (A) & (B) to get (C), the Total Precinct Cost.

(B) Total Payroll:

(C) Total Precinct Cost:

Da Judge
Presiding Judge

Opening the Polls

- Judges' Preliminary Paperwork
 - Early Voting time sheets

PAYROLL WORKSHEET

NAME Poll-worker's name PAYROLL DATE 11/08/2017

DATE	IN	OUT	HOURS	MINUTES
MON 10/23/2017	7:00 AM	5:30 PM	10	30
TUES 10/24/2017	7:30 AM	5:15 PM	9	45
WED 10/25/2017	7:30 AM	5:15 PM	9	45
THURS 10/26/2017	7:30 AM	5:15 PM	9	45
FRI 10/27/2017	7:30 AM	5:15 PM	9	45
SAT				
SUN				
DATE	IN	OUT	HOURS	MINUTES
MON 10/30/2017	6:30 AM	7:15 PM	12	45
TUES 10/31/2017	6:30 AM	7:15 PM	12	45
WED 11/1/2017	6:30 AM	7:15 PM	12	45
THURS				
FRI				
SAT				
SUN				
DATE	IN	OUT	HOURS	MINUTES
MON				
TUES				
WED				
THURS				
FRI				
SAT				
SUN				

87 and 45 minutes HRS. @ _____ PER HR. = \$ _____

Acct. _____


Poll-worker's signature
Signature of Early Voting Clerk

Location North County Annex

NOTE: Total number of hours are to be written on the "Statement of Compensation and Oaths"

Opening the Polls

- **Judges' Preliminary Paperwork**
 - **Statement of Officer to be filled out before the Oath of Office.**

<p>Rev. 04/2017</p> <p>Submit to: Custodian of election records Filing Fee: None</p>	<p style="text-align: right;">This space reserved for office use</p> <div data-bbox="904 554 1085 731" style="text-align: center;"></div> <p style="text-align: center;">STATEMENT OF OFFICER</p>
--	--

Statement

I, Poll-worker's name, do solemnly swear (or affirm) that I have not directly or indirectly paid, offered, promised to pay, contributed, or promised to contribute any money or thing of value, or promised any public office or employment for the giving or withholding of a vote at the election at which I was elected or as a reward to secure my appointment or confirmation, whichever the case may be, so help me God.

Title of Position to Which Elected/Appointed: Judge/Alternate Judge/Election Clerk


Execution

Under penalties of perjury, I declare that I have read the foregoing statement and that the facts stated therein are true.

Date: November 7, 2017 Poll-worker signs here
Signature of Officer

Opening the Polls

- **Judges' Preliminary Paperwork**
 - **Oath of Office (Not the same as the oath on the Compensation form.)**

<p>Rev. 04/2017</p> <p>Submit to: Custodian of election records</p> <p>Filing Fee: None</p>	<p style="text-align: right;">This space reserved for office use</p> <div style="text-align: center;"><p>OATH OF OFFICE</p></div>
---	---

IN THE NAME AND BY THE AUTHORITY OF THE STATE OF TEXAS,
I, Poll-worker's name, do solemnly swear (or affirm), that I will faithfully execute the duties of the office of Election Clerk of the State of Texas, and will to the best of my ability preserve, protect, and defend the Constitution and laws of the United States and of this State, so help me God.

Poll-worker's signature
Signature of Officer

State of Texas)
County of Galveston)

Sworn to and subscribed before me this 7th day of November, 2017.

(seal) Judge signs here
Signature of Notary Public or Other Officer Administering Oath
Judge's name goes here
Printed or Typed Name

Opening the Polls

- Judges' Preliminary Paperwork
 - Oaths of Assistants and Interpreters

AW7-3
Prescribed by Secretary of State
Sections 61.035 and 64.034, Texas Election Code
9/13

Pct. No. (Núm. De Pct.) Bacliff CC	Authority Conducting Election (Autoridad Administrando la Elección) Galveston County
Date of Election (Fecha de Elección) 11/07/17	Type of Election (Tipo de Elección) General

OATHS (JURAMENTOS)

ASSISTANCE (AYUDA) (Sec. 64.034)

OATH OF PERSON ASSISTING VOTER: I swear (or affirm) that I will not suggest by word, sign, or gesture how the voter shall vote; I will confine my assistance to answering the voter's questions, to stating propositions on the ballot, and to naming candidates and, if listed, their political parties; I will prepare the voter's ballot as the voter directs; and I am not the voter's employer, an agent of the voter's employer, or an officer or agent of a labor union to which the voter belongs. (JURAMENTO DE LA PERSONA QUE AYUDA AL VOTANTE. Yo juro (o afirmo) que no sugeriré por palabra, seña o acción cómo deberá votar el votante; limitaré mi ayuda a contestar las preguntas del votante, a declarar las proposiciones en la boleta, y a nombrar los candidatos y, si listados, los partidos políticos a que pertenecen; yo prepararé la boleta como dirija el votante, y no soy el empleador del votante, agente del empleador, o un oficial o agente de un sindicato donde el votante pertenece.)

Workers who have signed the _____
Payroll Compensation Form do _____
not sign. _____

INTERPRETER (INTERPRETE) (Sec. 61.035)

INTERPRETER'S OATH: I swear (or affirm) that, to the best of my ability, I will correctly interpret and translate each question, answer, or statement addressed either to the voter by an election officer or to an election officer by the voter. (JURAMENTO DEL INTERPRETE. Yo juro (o afirmo) que, a mi mejor potencia, interpretaré y traduciré de una manera correcta cada pregunta, respuesta o declaración que cualquier oficial electoral dirija al votante o que el votante dirija a cualquier oficial electoral.)

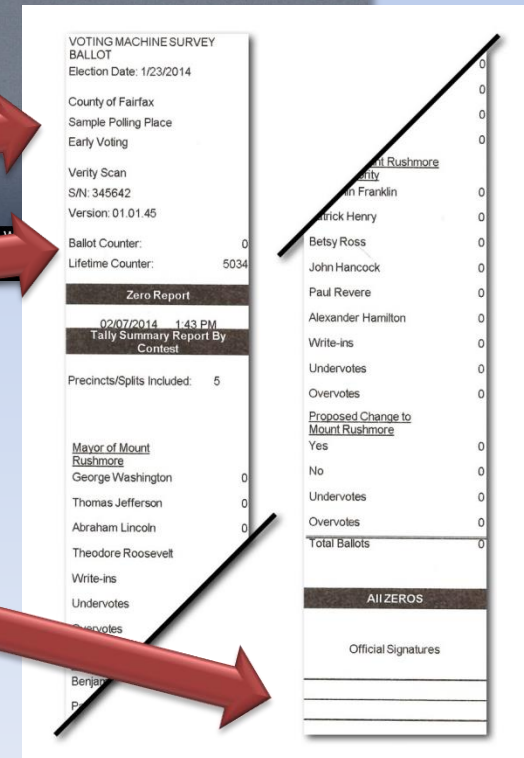
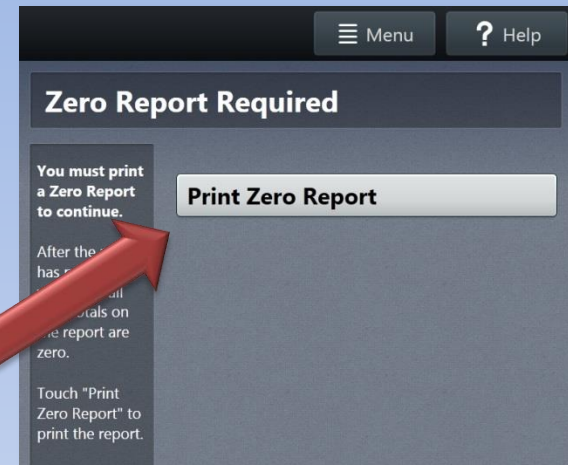
Bi-lingual workers sign. _____
Bi-lingual assistants sign. _____

The above oaths were sworn and subscribed to before me this 7th day of November, 20 17.
(Los juramentos señalados arriba fueron declarados bajo juramento y suscritos ante mí en la fecha indicada arriba.)

De J. J. J. J.
ELECTION OFFICER (OFICIAL ELECTORAL)

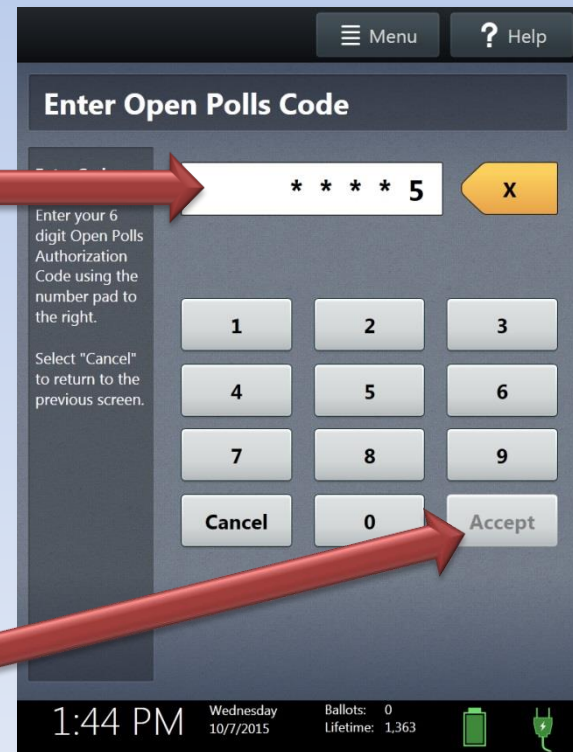
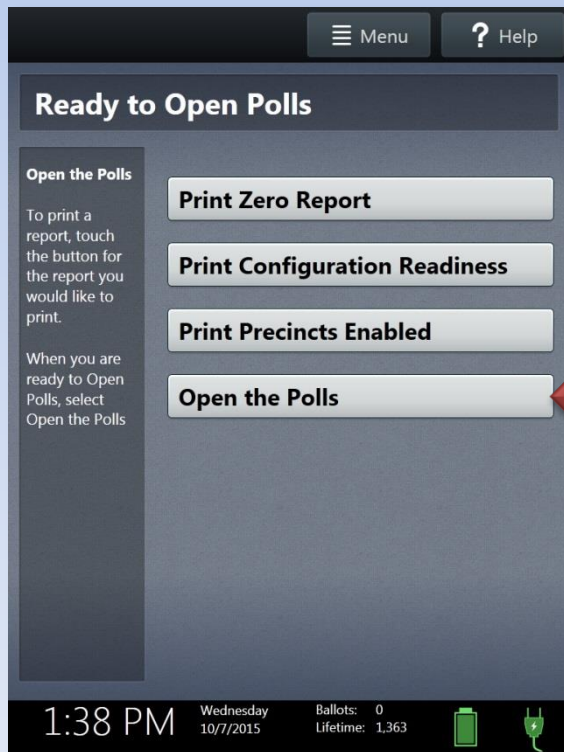
Opening the Polls

- **Zero Report**
 - Screen appears on Election Day or the first day of Early Voting.
 - Zero Report must be printed in order to open the polls.
 - **Verify:**
 - Polling Place
 - Ballot Counter total = 0
 - Judge will sign and file the zero report in the envelope returning to the Elections Office.



Opening the Polls


- Touch "Open the Polls."
- Enter the "Open Polls Code."
- Touch "Accept."
- File the Open Polls Report in the Elections Division envelope




Opening the Polls

- **Have polls open ½ hour before official time.**
- **Call the Elections office at:**
(409)770-5108
- **Do not vote anyone until Official Polls Open time.**

Normal Processing of Voters – Voter ID



Real ID



Exempt Voter Valid from date



VOTERREGISTRATION CERTIFICATE
(Certificado de Registro Electoral)

GALVESTON COUNTY (Condado)

VUID	11797589	Gender (Sexo)	M	Valid from (Válido desde)	1/1/2016
Year of Birth (Año de Nacimiento)	1991	Prec. No. (Núm. Pcto.)	462	Registration Date (Fecha de Registro)	12/31/2017

Name and Permanent Residence Address (Nombre y dirección residencial permanente)
WINEFRED WONDERFUL WINDGATE
875 WILDWOOD WAY
FRIENDSWOOD, TX 77546
X Winnie W. Windgate

VOTER MUST PERSONALLY SIGN HIS/HER NAME IMMEDIATELY UPON RECEIPT, IF ABLE
 (El votante debe firmar esta tarjeta personalmente al recibirla, si puede.)


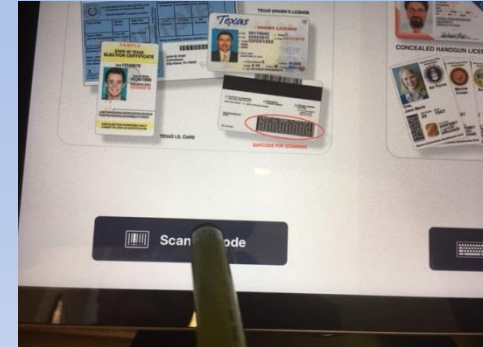
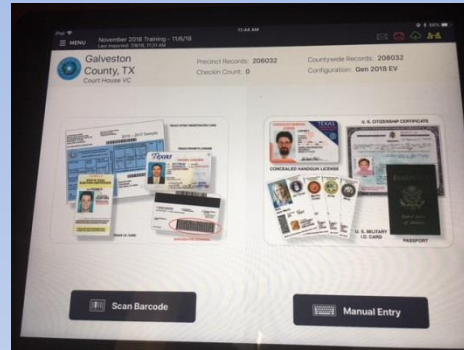
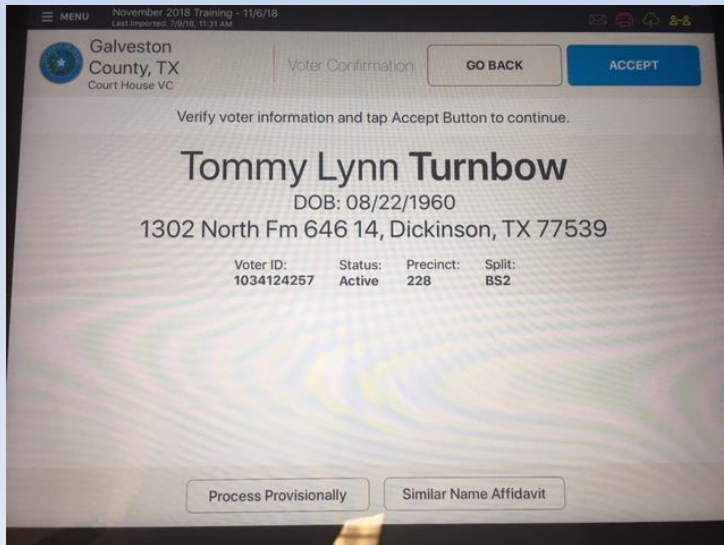
USREP	COLG	SCHOOL	CITY
14	J010	S120	C305
JP/CONS	COMM	STSEN	STREP
2	11	24	

Name and Mailing Address (Nombre y dirección de correo)
WINEFRED WONDERFUL WINDGATE
875 WILDWOOD WAY
FRIENDSWOOD, TX 77546



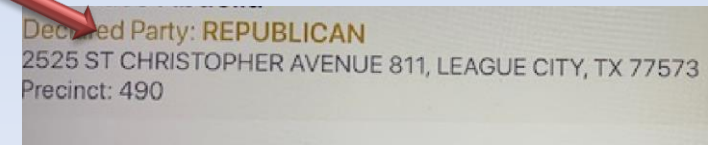
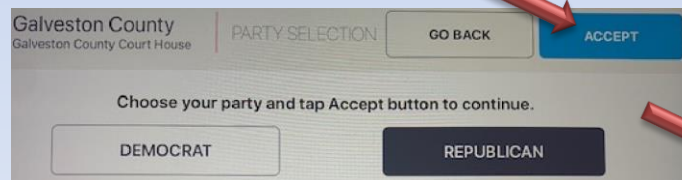
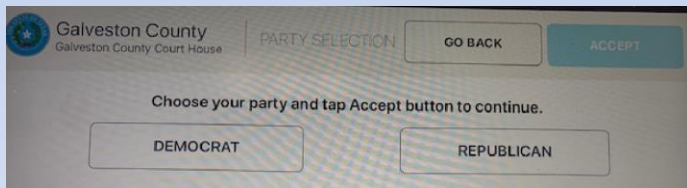
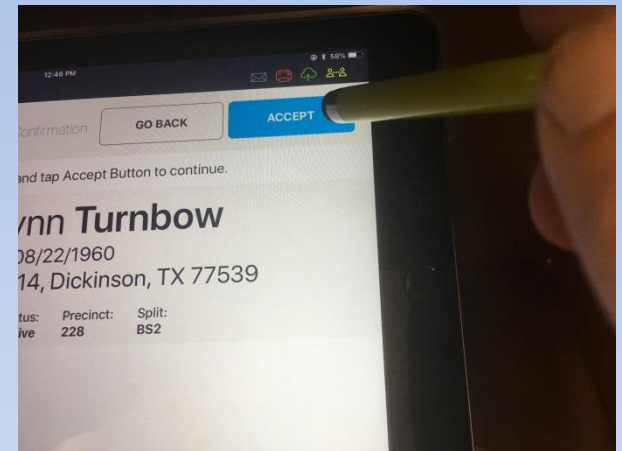
Normal Processing of Voters

- Check in using Bar Code Scanner:
 - Choose “Scan Barcode.”
 - Insert ID on tray with barcode facing forward.



Normal Processing of Voters (Primary)


- Touch “Accept.”
- Voter will choose party.
- Accept party choice.
- Confirm and sign. (See next slide)



Normal Processing of Voters

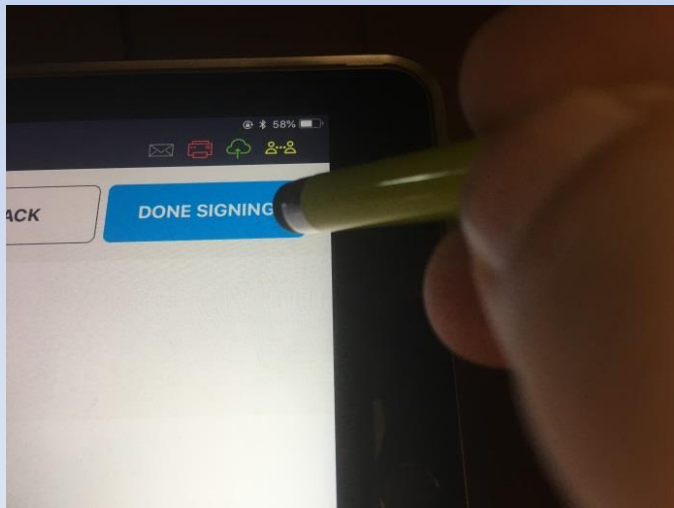
- Have Voter Sign.
- Poll worker will initial.

1

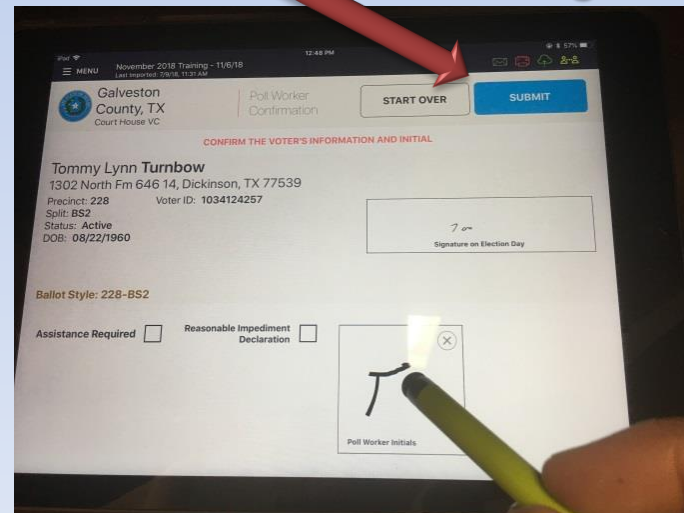


Tap "SUBMIT" to print voter slip

2



3

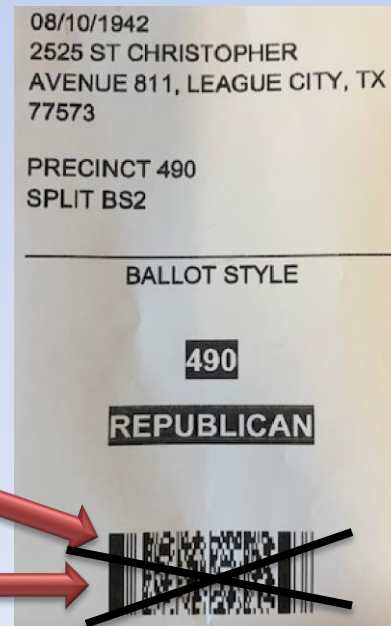


Normal Processing of Voters

- The printed slip will be:
 - Scanned at the Controller
 - Barcode should be “cancelled” if returned to the Voter

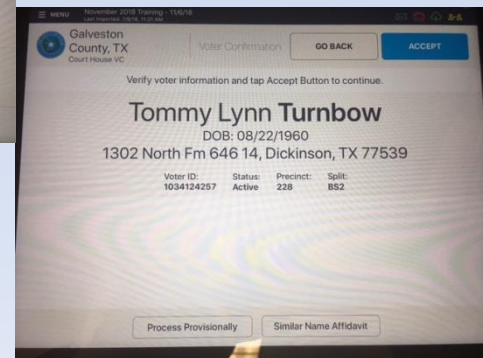
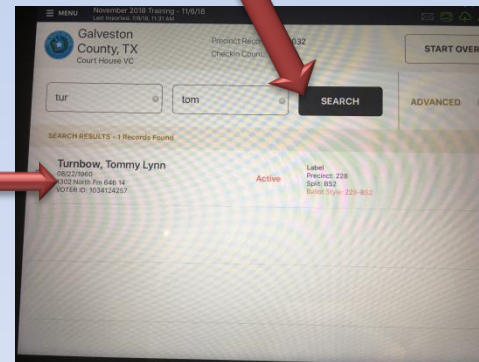
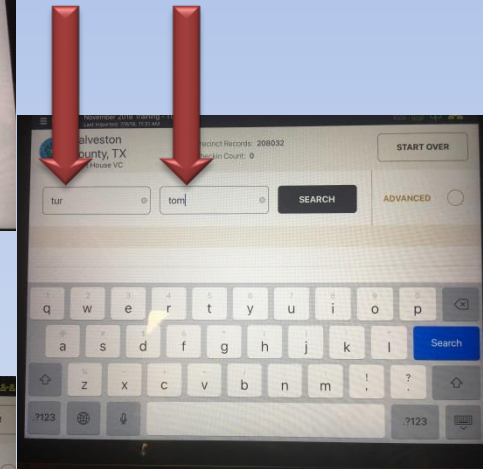
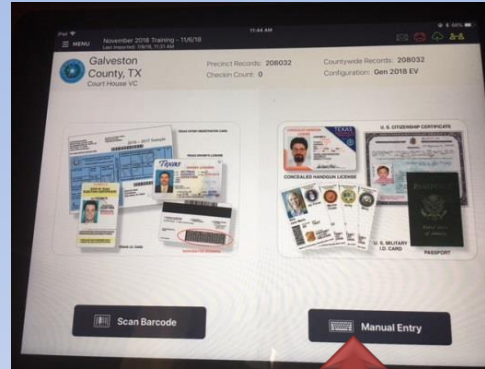
**CANCELLED
BARCODE**

SCAN



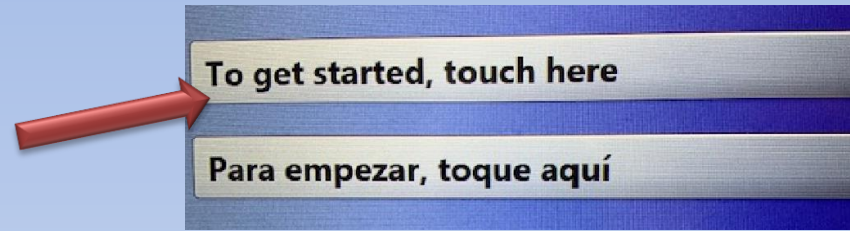
Normal Processing of Voters

- Check in using Manual Entry:
 - Choose “Manual Entry.”
 - Enter only three letters from last and first name.
 - Tap “Search.”
 - Tap on the correct voter on the list.
 - Proceed as with scanned barcode.



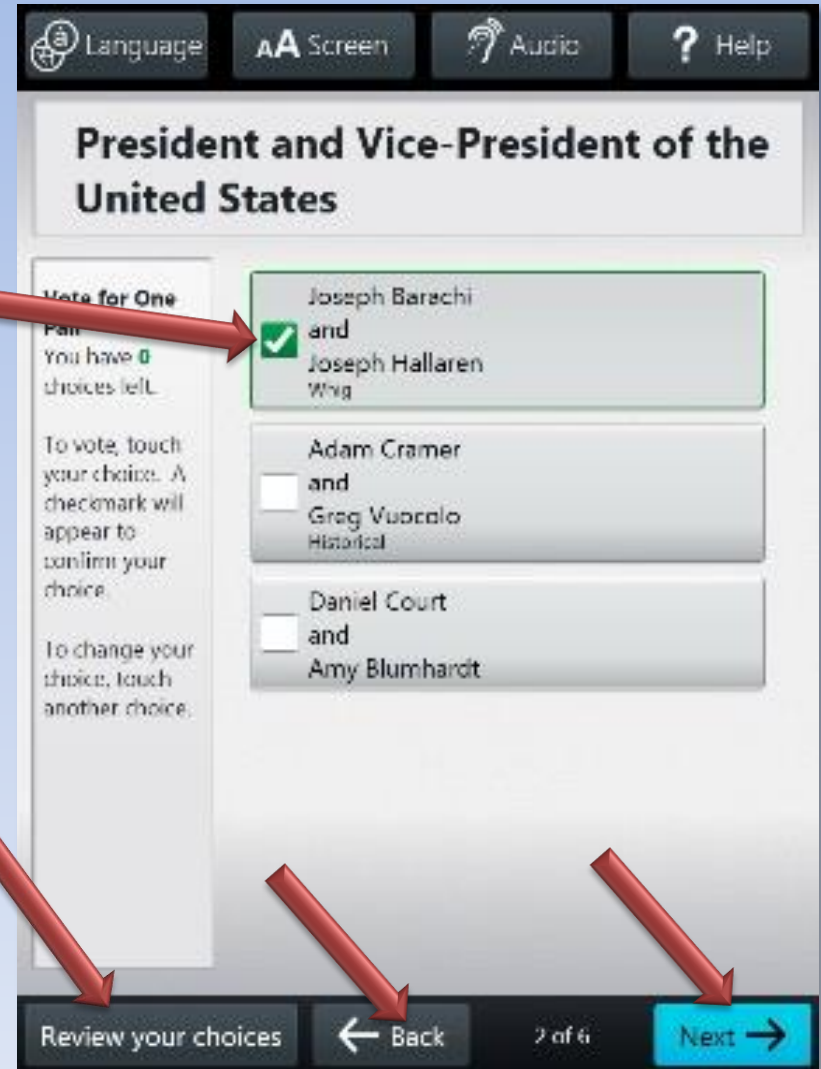
Voting on the Touch

- Get started by touching the screen. (This will choose language.)
- Use the onscreen touchpad to enter the five digit access code from the Controller.
- Touch “Accept”
- Select “Begin Voting”
 - You have the option to see ballot instructions onscreen OR
 - See a list of the contests and measures on this ballot.



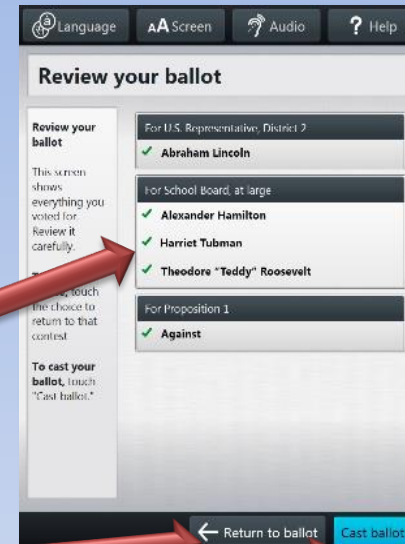
Voting on the Touch

- Make selection(s) by touching the screen.
- Green box with check mark indicates a selected choice.
- See all marked ballot choices by selecting “Review your choices” at any time
- “Next” advances to the next contest on the ballot.
- “Back” returns to the previous contest on the ballot.



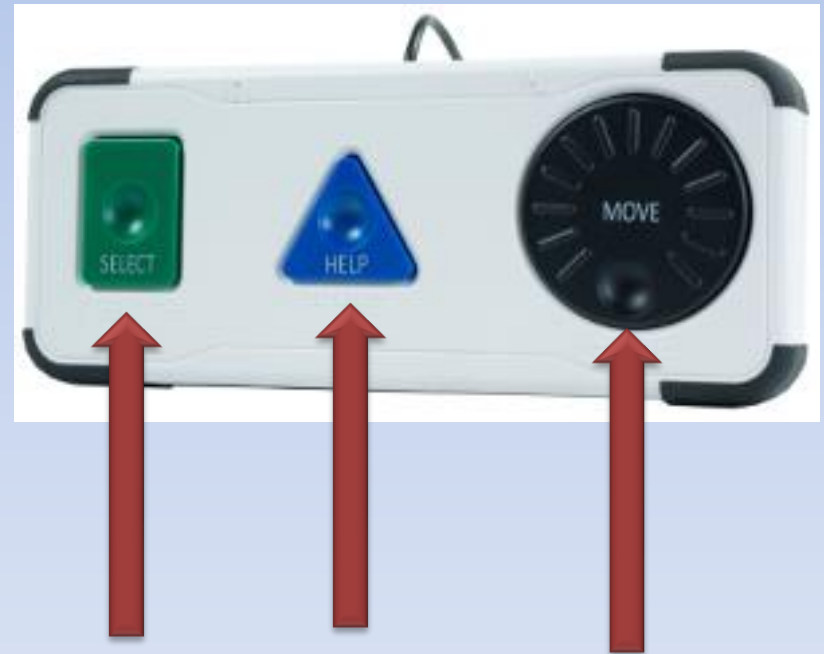
Voting on the Touch

- “Review your ballot” screen appears at the end of the session.
- Return to any contest by touching that contest.
- Touch “Return to ballot” to go back to the previous contest.
- Touch “Cast ballot” to end the voting session.
- Confirm to finalize the vote.
- The American flag signals that the vote has been registered.



Voting on the Touch with Access

- The Access device works identically to the Touch device except for the option to use the three button input device.
- Move wheel: Turning the move wheel either direction allows a voter to navigate through their ballot.
- Select button: The select button functions much like the Enter button on a computer keyboard; A voter uses the select button to make selections.
- Help button: Pressing the Help button activates help text and audio.



Processing Provisionals

- Voter completes the front of the envelope.

At least one must be filled out!

AW7-15-93 C.W.V.C. 04/16 Prescribed by Secretary of State for Countywide Vote Center Counties Sec. 63.011, Election Code		Type of Election / Tipo de Elección	Name of Countywide Vote Center Location / Nombre de todo el Condado centro de Votación	Date of Election / Fecha de la Elección	Authority Conducting Election / Autoridad Administrando la Elección Galveston County
Affidavit of Provisional Voter (Declaración Jurada de Votante Provisional)					
<p>TO BE COMPLETED BY VOTER: I am a registered voter of this political subdivision and am registered in the precinct in which I am attempting to vote and have not already voted in this election (either in person or by mail). I am a resident of this political subdivision, have not been finally convicted of a felony or if a felon, I have completed all of my punishment including any term of incarceration, parole, supervision, period of probation, or I have been pardoned. I have not been determined by a final judgment of a court exercising probate jurisdiction to be totally mentally incapacitated or partially mentally incapacitated without the right to vote. I understand that giving false information under oath is a misdemeanor, and I understand that it is a felony of the 2nd degree to vote in an election for which I know I am not eligible.</p> <p>PARA QUE EL VOTANTE LO LLENE: Estoy inscrito como votante en esta subdivisión política y estoy registrado en el precinto al cual estoy intentando a votar y aún no he votado en esta elección (ni en persona ni por correo). Soy residente de esta subdivisión política, no he sido definitivamente declarado culpable de un delito grave o, si soy el autor de un delito grave, he cumplido toda mi condena inclusive el periodo de encarcelamiento, la libertad condicional, la libertad supervisada, la libertad vigilada, o he sido indultado. No me han determinado por un juicio final de una corte de la legalización de un testamento, ser totalmente incapacitado mentalmente o parcialmente incapacitado sin el derecho de votar. Entiendo que dar información falsa bajo juramento es un delito menor y también entiendo que es un delito grave de 2º grado votar en una elección sabiendo que no cumplo con los requisitos necesarios.</p>					
Last Name /Apellido usual Cruse		First Name / Su nombre de pila Muriel		Middle Name (if any) / Segundo nombre (si tiene) Jean	Former Name / Nombre anterior
Residence Address: Street Address and Apartment Number, City, State, and ZIP. If none, describe where you live (Do not include PO Box, Rural Rt. Or Business Address) Domicilio: calle y número de apartamento, Ciudad, Estado, y Código Postal: A falta de estos datos, describa la localidad de su residencia. (No incluya el apartado de correos, camino rural, ni dirección comercial.) 3422 Oak Drive, Dickinson, TX 77539					Gender: (Optional) / Sexo (Opcativo) <input type="checkbox"/> Male (Hombre) <input type="checkbox"/> Female (Mujer)
Mailing Address: City, State, and ZIP. If mail cannot be delivered to your residence address. / Dirección postal: Ciudad, Estado y Código Postal (si es imposible entregarle correspondencia a su domicilio).					Date of Birth: Month, Day, Year Fecha de nacimiento: mes, día, año 07 / 25 / 1964
TX Driver's License No. or Personal I.D. No. (Issued by Dept of Public Safety) Número de su licencia de conducir de Texas o de su Cédula de Identidad expedida por el Departamento de Seguridad Pública de Texas. 		Social Security No. (last 4 digits required if you do not have a driver's license or I.D. number) / Número de Seguro Social. (Si no tiene licencia, o conducir ni identificación personal, se requiere los últimos 4 números de su seguro social) XXX-XX-1234		<input type="checkbox"/> I have not been issued a TX driver's license/ personal identification number or Social Security Number. Yo no tengo una licencia de conducir de Texas/Cédula de Identidad personal de Texas ni un Número de Seguro Social.	
Check appropriate box: ARE YOU A UNITED STATES CITIZEN? Marque el cuadro apropiado: Soy ciudadano/a de los Estados Unidos Yes <input type="checkbox"/> Si No <input type="checkbox"/> No			Signature of voter / Firma del votante X Muriel Jean Cruse		

Processing Provisionals

- Judge gives voter appropriate Notice.

All Other Provisional Voters Notice to Provisional Voter

A determination whether your ballot will be counted will be made by the early voting ballot board after the election. A notice will be mailed to you at the address you provided on your affidavit to vote a provisional ballot indicating either (1) that your ballot was counted or (2) if it was not counted, the reason your ballot was not counted.

Your affidavit will be retained by the voter registrar who will use the information on the affidavit to update your voter registration information or if you are not a registered voter, the affidavit will be submitted to the voter registrar as a new voter registration application.

The notice will be mailed to you no later than the 10th day after the local canvass which is scheduled between 8 and 11 days after election (or 9 to 10 days after a primary election). If you have any questions, call the Secretary of State's Office toll free 1-800-252-VOTE (8683).

No Acceptable ID

AW7-15c, 01/14, Prescribed by Secretary of State, Section 63.001(g)

NOTICE TO PROVISIONAL VOTER

(For provisional voter that did not present an acceptable ID)

A determination whether your ballot will be counted will be made by the early voting ballot board after the election. A notice will be mailed to you within 30 days of the election at the address you provided on your affidavit to vote a provisional ballot indicating either (1) that your ballot was counted or (2) if it was not counted, the reason your ballot was not counted.

If you are voting in the correct precinct, in order to have your provisional ballot accepted, you will be required to visit your local county voter registrar's office (information below) within six days of the date of the election to either present one of the below forms of photo ID OR submit one of the temporary affidavits addressed below (e.g., religious objection or natural disaster without an ID) in the presence of the county voter registrar. The process can be expedited by taking this notice with you to the county voter registrar at the time you present your identification (or execute your temporary affidavit); however, taking this notice is not a requirement.

Voter must appear before Voter Registrar by:

May 16, 2014

Date

Acceptable Forms of Photo Identification

- Texas Driver's License issued by the Department of Public Safety (DPS)
- Texas Election Identification Certificate issued by DPS*
- Texas Personal Identification Card issued by DPS;
- Texas Concealed Handgun License issued by DPS;
- United States Military Identification Card containing the person's photograph;
- United States Citizenship Certificate containing the person's photograph; or
- United States Passport.

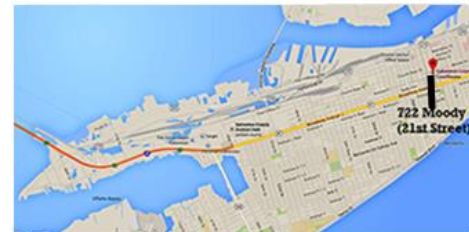
With the exception of the U.S. citizenship certificate, the identification must be current or have expired no more than 60 days before being presented for voter qualification at the polling place.

PERMANENT EXEMPTION

During the cure period, voters with a disability may apply with the county voter registrar for a permanent exemption in the county. The application must contain written documentation from either the U.S. Social Security Administration evidencing applicant's disability, or from the U.S. Department of Veterans Affairs evidencing disability rating of at least 50 percent. The applicant must also state that he/she has no valid form of photo identification. Those who obtain a disability exemption will be allowed to vote upon display of voter registration certificate reflecting exemption.

TEMPORARY EXEMPTION

During the cure period, a voter may apply for a temporary exemption at the county voter registrar's office for voters who have a consistent religious objection to being photographed OR who do not have any photo identification as a result of certain natural disasters as declared by the President of the United States or the Texas Governor.



Galveston County Voter Registrar's Office

(Insert Address of Voter Registrar's office here)

Completed by Polling Place Official:

Voter's Last Name: _____
Voter's First Name: _____
VUID #: _____
Precinct No. _____

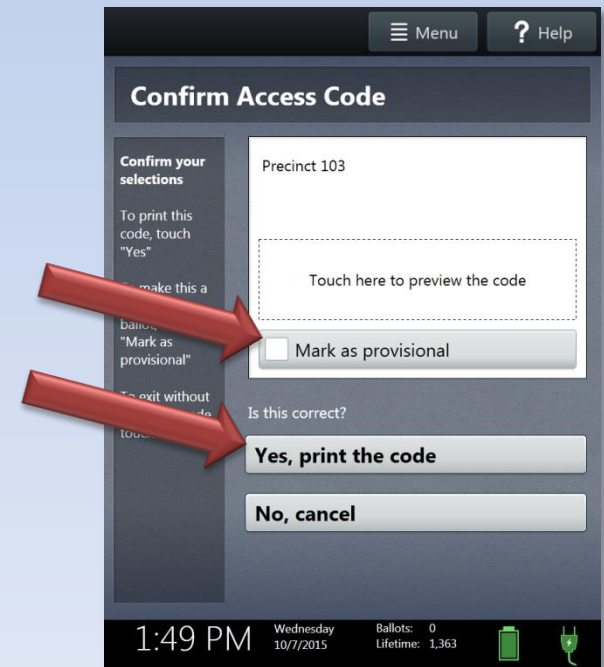
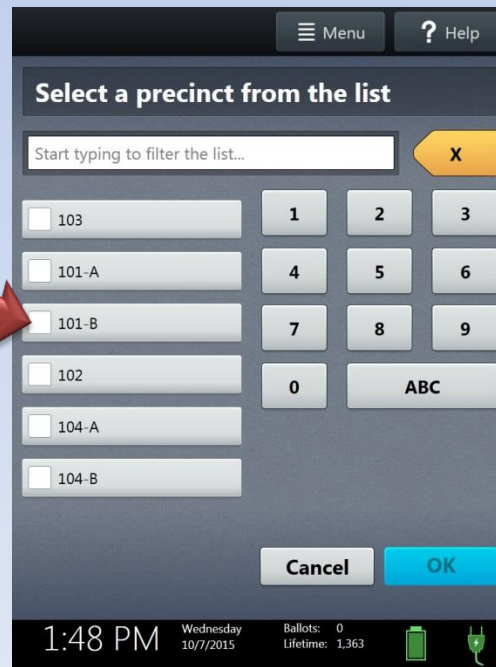
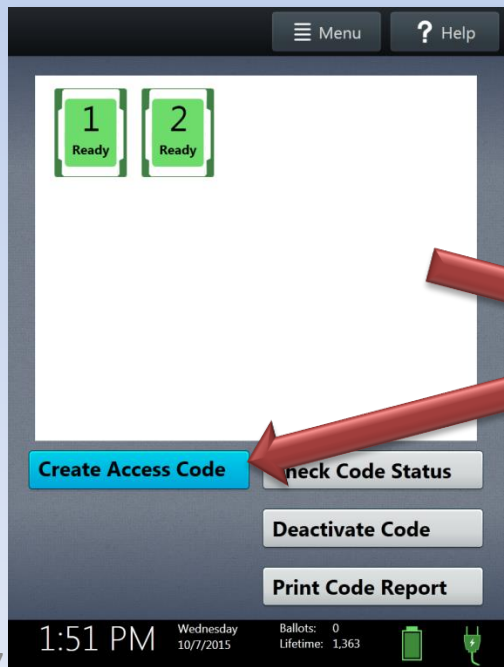
Processing Provisionals

- Judge completes top of envelope.

AW7-15-93 C.W.V.C. 04/16 Prescribed by Secretary of State for Countywide Vote Center Counties Sec. 63.011, Election Code	Type of Election / Tipo de Elección General	Name of Countywide Vote Center Location / Nombre de todo el Condado centro de Votación La Marque CC	Date of Election / Fecha de la Elección Nov. 7, 2017	Authority Conducting Election / Autoridad Administrando la Elección Galveston County
Affidavit of Provisional Voter (Declaración Jurada de Votante Provisional)				
<p>TO BE COMPLETED BY VOTER: I am a registered voter of this political subdivision and am registered in the precinct in which I am attempting to vote and have not already voted in this election (either in person or by mail). I am a resident of this political subdivision, have not been finally convicted of a felony or if a felon, I have completed all of my punishment including any term of incarceration, parole, supervision, period of probation, or I have been pardoned. I have not been determined by a final judgment of a court exercising probate jurisdiction to be totally mentally incapacitated or partially mentally incapacitated without the right to vote. I understand that giving false information under oath is a misdemeanor, and I understand that it is a felony of the 2nd degree to vote in an election for which I know I am not eligible.</p> <p>PARA QUE EL VOTANTE LO LLENE: Estoy inscrito como votante en esta subdivisión política y estoy registrado en el precinto al cual estoy intentando a votar y aún no he votado en esta elección (ni en persona ni por correo). Soy residente de esta subdivisión política, no he sido definitivamente declarado culpable de un delito grave o, si soy el autor de un delito grave, he cumplido toda mi condena inclusive el periodo de encarcelamiento, la libertad condicional, la libertad supervisada, la libertad vigilada, o he sido indultado. No me han determinado por un juicio final de una corte de la legalización de un testamento, ser totalmente Incapacitado mentalmente o parcialmente Incapacitado sin el derecho de votar. Entiendo que dar información falsa bajo juramento es un delito menor y también entiendo que es un delito grave de 2º grado votar en una elección sabiendo que no cumplo con los requisitos necesarios.</p>				
Last Name /Apellido usual		First Name / Su nombre de pila		Middle Name (if any) / Segundo nombre (si tiene)
Former Name / Nombre anterior		Residence Address: Street Address and Apartment Number, City, State, and ZIP. If none, describe where you live (Do not include PO Box, Rural Rt. Or Business Address) Domicilio: calle y número de apartamento, Ciudad, Estado, y Código Postal: A falta de estos datos, describa la localidad de su residencia. (No incluya el apartado de correos, camino rural, ni dirección comercial.)		
Gender: (Optional) / Sexo (Opcativo)		<input type="checkbox"/> Male (Hombre) <input type="checkbox"/> Female (Mujer)		
Mailing Address: City, State, and ZIP. If mail cannot be delivered to your residence address. / Dirección postal: Ciudad, Estado y Código Postal (si es imposible entregarle correspondencia a su domicilio).		Date of Birth: Month, Day, Year Fecha de nacimiento: mes, día, año □□ / □□ / □□□□		
TX Driver's License No. or Personal I.D. No. (Issued by Dept of Public Safety) Número de su licencia de conducir de Texas o de su Cédula de Identidad expedida por el Departamento de Seguridad Pública de Texas. □□□□□□□□		Social Security No. (last 4 digits required if you do not have a driver's license or I.D. number) / Número de Seguro Social. (Si no tiene licencia, de conducir ni identificación personal, se requiere los últimos 4 números de su seguro social) XXX -XX -□□□□		<input type="checkbox"/> I have not been issued a TX driver's license/ personal identification number or Social Security Number. Yo no tengo una licencia de conducir de Texas/Cédula de Identidad personal de Texas ni un Número de Seguro Social.
Check appropriate box: ARE YOU A UNITED STATES CITIZEN? Marque el cuadro apropiado: Soy ciudadano/a de los Estados Unidos		Yes <input type="checkbox"/> No <input type="checkbox"/> Si No		Signature of Voter / Firma del votante X _____

Processing Provisionals

- Judge will manually Create Access Code.
- Choose Precinct and Ballot Style.
- Touch "Mark as provisional."
- Touch "Yes, print the code."



Processing Provisionals

- Tear off top part.
- Voter signs bottom.
- Voter seals slip in the secrecy envelope.
- Voter seals secrecy envelope in provisional envelope.

Voter Uses Access Code to Vote



ACCESS CODE
28244

Date & Time Printed:
 02/01/2019 9:32 AM

Place: Macrae Avenue Community Center ED
 Pct: 101

PROVISIONAL BALLOT CODE
1690500017

To begin voting, enter your access code into an available voting machine.

Prescribed by Secretary of State
 Section 64.008, Texas Election Code

Secrecy Envelope (Sobre Secreto)

Fold and seal ballot in this envelope and then seal in the provisional ballot envelope.
 (Doble y selle su boleta en este sobre.
 Luego selle en el sobre de boleta provisional.)



PROVISIONAL STUB

Date & Time Printed:
 02/01/2019 9:32 AM

Sample County General Election
 Election Date: 8/2/2016
 Sample County

Place: Macrae Avenue Community Center ED
 Pct: 101
 Party:

PROVISIONAL BALLOT CODE
1690500017

Printed Name of Voter:

Voter Signature:



AW7-15-83 C.W.C., 8476
 Prescribed by Secretary of State for Countywide Vote Center Counties, Sec. 63.011, Election Code

Type of Election / Tipo de Elección: _____
 Name of Countywide Vote Center Location / Nombre de todo el Condado centro de Votación: _____
 Date of Election / Fecha de la Elección: _____
 Authority Conducting Election / Autoridad Administrando la Elección: **Galveston County**

Affidavit of Provisional Voter (Declaración Jurada de Votante Provisional)

TO BE COMPLETED BY VOTER: I am a registered voter of this political subdivision and am registered in the precinct in which I am attempting to vote and have not already voted in this election (either in person or by mail). I am a resident of this political subdivision, have not been finally convicted of a felony or if a felon, I have completed all of my punishment including any term of incarceration, parole, supervision, period of probation, or I have been pardoned. I have not been determined by a final judgment of a court exercising probate jurisdiction to be totally mentally incapacitated or partially mentally incapacitated without the right to vote. I understand that giving false information under oath is a misdemeanor, and I understand that it is a felony of the 2nd degree to vote in an election for which I know I am not eligible.

PARA QUE EL VOTANTE LO LLENE: Estoy inscrito como votante en esta subdivisión política y estoy registrado en el precinto el cual estoy intentando a votar y aún no he votado en esta elección (ni en persona ni por correo). Soy residente de esta subdivisión política, no he sido definitivamente declarado culpable de un delito grave o, si soy el autor de un delito grave, he cumplido toda mi condena inclusive el periodo de encarcelamiento, la libertad condicional, la libertad supervisada, la libertad vigilada, o he sido indultado. No me han determinado por un juicio final de una corte de la legalización de un tratamiento, por totalmente incapacitado mentalmente o parcialmente incapacitado en el derecho de votar. Entiendo que dar información falsa bajo juramento es un delito menor y también entiendo que es un delito grave de 2º grado votar en una elección sabiendo que no cumplo con los requisitos necesarios.

Last Name /Apellido usual: _____ First Name / Su nombre de pila: _____ Middle Name (if any) / Segundo nombre (si tiene): _____ Former Name / Nombre anterior: _____

Residence Address: Street Address and Apartment Number, City, State, and ZIP. If none, describe where you live (Do not include PO Box, Rural RL Or Business Address).
 Domicilio: calle y número de apartamento, Ciudad, Estado, y Código Postal. A falta de estos datos, describe la localidad de su residencia. (No incluye el apartado de correo, camino rural, ni dirección comercial.)

Mailing Address: City, State, and ZIP. If mail cannot be delivered to your residence address. / Dirección postal: Ciudad, Estado y Código Postal (si es imposible entregarle correspondencia a su domicilio).

TX Driver's License No. or Personal ID. No. (Issued by Dept of Public Safety) / Número de su licencia de conducir de Texas o de su Cédula de Identidad expedida por el Departamento de Seguridad Pública de Texas: _____

Social Security No. (last 4 digits required if you do not have a driver's license or LD, number) / Número de Seguro Social. (Si no tiene licencia, de conducir ni identificación personal, se requiere los últimos 4 números de su seguro social) XXX -XX -XXXX

I have not been issued a TX driver's license/ personal identification number or Social Security Number. / Yo no tengo una licencia de conducir de Texas/Cédula de Identidad personal de Texas ni un Número de Seguro Social.

Check appropriate box: ARE YOU A UNITED STATES CITIZEN? / Marque el cuadro apropiado: Soy ciudadano/a de los Estados Unidos. Yes No

Signature of Voter / Firma del votante: **X**

Processing Provisionals

- Judge should complete back of Provisional Envelope.

<u>TO BE COMPLETED BY ELECTION JUDGE:</u>	<u>TO BE COMPLETED BY THE COUNTY VOTER REGISTRAR FOR STATUS:</u>
REASON FOR VOTING PROVISIONAL	I, the Voter Registrar/deputy registrar, have reviewed the records of my office and made the following conclusion(s):
<p>1. _____ The Voter failed to present acceptable form of identification or an exempt Voter Registration Card.</p> <p>2. X _____ The Voter is not shown in the poll book as a voter.</p> <p>3. _____ The Voter is registered in precinct _____ but voted a precinct _____ ballot.</p> <p>4. _____ The poll book shows a ballot by mail was sent to this voter but the voter is not surrendering a ballot to us and has not cancelled his/her absentee ballot application.</p> <p>5. _____ This vote was cast after 7:00 p.m. under a court order</p> <p>6. _____ The poll book shows this person is a registered voter but at a residence that is outside the _____ political subdivision.</p> <p>7. _____ Voter has indicated he/she registered through the Department of Public Safety (DPS)</p> <p>8. X _____ Other / Additional Information: <u>Voter said he has always voted in Galveston County but he is not on the list.</u></p>	<p>FOR VOTERS WHO DID NOT REGISTER AT THE POLLING PLACE</p> <p>1. _____ The voter did not present acceptable form of identification _____ days of election day;</p> <p>2. _____ The voter did not request an exemption within 6 days _____ of election day;</p> <p>3. _____ The voter did not submit an objection affidavit within 5 _____ of election day;</p> <p>4. _____ The voter did not submit a voter registrar affidavit within 5 _____ of election day.</p> <p>5. _____ The voter did not provide acceptable identification or affidavit request listed in categories _____ within 6 _____ of election day.</p> <p>FOR VOTERS WHO REGISTERED A PROVISIONAL BALLOT FOR OTHER THAN THE FOLLOWING REASONS</p> <p>6. _____ The voter is not a registered voter and registration not effective for this election.</p> <p>7. _____ The voter was erroneously registered in _____ polls or list _____ long precinct;</p> <p>8. _____ The voter was registered to vote in precinct _____ but did not vote in that precinct;</p> <p>9. _____ The voter completed a voter registration application _____ by the Voter Registrar;</p> <p>10. _____ The voter is not registered to vote in _____ precinct;</p> <p>11. _____ The voter is inactive, or suspended registered voter in _____ other county or political subdivision;</p> <p>12. _____ Other _____</p>
<p>220</p> <p>Precinct/Ballot Style _____ Sworn and subscribed to before me on _____ cast by this voter <u>11</u> / <u>7</u> / 20<u>17</u></p> <p><u>Judge Sam Hill</u> Signature of Election Judge</p>	<p>Signature of Voter Registrar/Deputy Registrar _____ Date _____</p>
<p>Action taken by the Early Voting Ballot Board: <input type="checkbox"/> ACCEPTED <input type="checkbox"/> REJECTED Signature of Early Voting Ballot Board Judge: _____</p>	

Processing Provisionals

- Judge should immediately enter the voter on the List of Provisional Voters.

AW7-26 [Vote Center Version]
 Prescribed by Secretary of State
 Section 63.011, Texas Election Code
 10/13

Type of Election (Tipo de Elección) General	Precinct No. [Vote Center Location] (Núm. de Precinto) Courthouse
Date of Election (Fecha de la Elección) 11/7/2017	Authority Conducting Election (Autoridad Administrando la Elección) Galveston County

List of Provisional Voters

To be Completed by the Election Judge		To be Completed by the Ballot Board Judge	
Name of Provisional Voter	Precinct #	Accepted for Counting	Rejected for Counting
1. Muriel Cruse	220		
2.			
3.			
4.			
5.			
6.			
7.			
8.			
9.			
10.			
11.			
12.			
13.			
14.			
15.			
16.			
17.			
18.			
19.			
20.			
21.			
22.			
23.			
24.			
25.			
Number of Provisional Ballots in Ballot Box: (as shown on list)			

I certify that the numbers represented above are true and correct as evidenced by my signature.

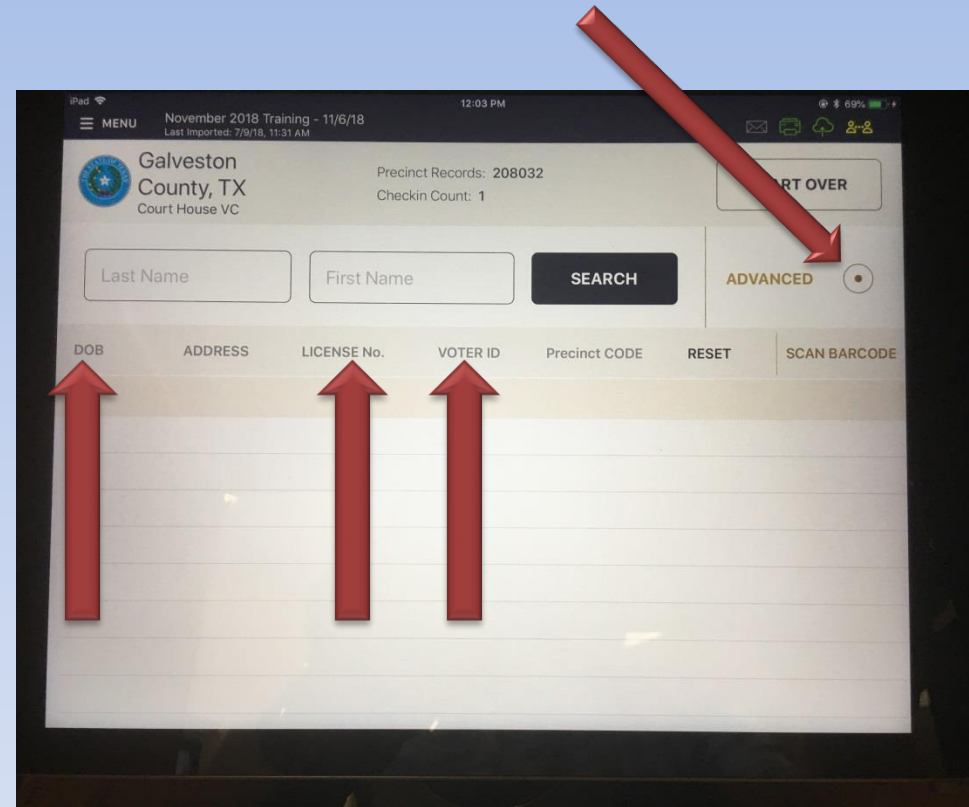
Signature of Precinct Presiding Judge: *Judge Sam Hill*

Signature of Custodian receiving ballots from Presiding Judge: _____

Signature of Voter Registrar: _____

Special Circumstances

- Steps to follow in order if voter is not found:
 - Try a manual entry if barcode scan was used.
 - Check data.
 - Touch advanced button.
 - Search on DOB, License No., or Voter ID.
 - Call Elections Division.



Special Circumstances

- Voter does not present valid photo ID.
 - Clerk should show the voter the laminated list of acceptable photo IDs.
 - Must have a photo.
 - Must have an address (not necessarily current).
 - Expiration date must be within four years (Except voters 70+ years of age).
 - Clerk should ask if the voter possesses (owns) one of those.

Special Circumstances

- Clerk should ask if the voter possesses (owns) one of those.
 - If the answer is “Yes.”
 - Voter may retrieve the ID and then vote regularly.
 - OR – Voter may vote provisionally and “Cure” within 6 days of Election Day. (Refer to the judge.)
 - If the answer is “No.” (Refer to the judge.)
 - Voter may obtain an acceptable ID and return to vote regularly (If time permits).
 - Vote provisionally – this will give the voter until the “cure” date to present a valid ID to the voter registrar.
 - Declare a reasonable impediment.

Reasonable Impediments

- These are **NOT** for those who already possess a valid photo ID.
- Impediment voters must **first** present supporting documentation in the **voter's name**.
- Voter must complete the Reasonable Impediment Declaration.

Must be signed by both the voter and the judge.

REASONABLE IMPEDIMENT DECLARATION

TO BE COMPLETED BY VOTER

Name: Gloria H. Voter

VOTER'S DECLARATION OF REASONABLE IMPEDIMENT OR DIFFICULTY

By signing this declaration, I swear or affirm under penalty of perjury that I am the same individual who personally appeared at the polling place, that I am casting a ballot while voting in-person, and I face a reasonable impediment or difficulty that prevents me from getting an acceptable form of photo identification.

My reasonable impediment or difficulty is due to the following reason(s):

(Check at least one box below)

<input type="checkbox"/> Lack of transportation	<input type="checkbox"/> Disability or illness
<input type="checkbox"/> Lack of birth certificate or other documents needed to obtain acceptable photo ID	<input type="checkbox"/> Family responsibilities
<input type="checkbox"/> Work schedule	<input type="checkbox"/> Photo ID applied for but not received
<input checked="" type="checkbox"/> Lost or stolen photo ID	
<input type="checkbox"/> Other reasonable impediment or difficulty _____	

The reasonableness of your impediment or difficulty cannot be questioned.

X Gloria H. Voter 10/25/2017
Signature of Voter Date

Sworn to and subscribed before me this
25 day of Oct, 2018
Presiding Judge Judge Sam Hill

Reasonable Impediment Supporting Documents

- Certified birth certificate.
- Valid voter registration certificate.
- Copy or original of:
 - **Current** utility bill. (<60 days)
 - Bank statement.
 - Government check.
 - Pay check.

**All supporting
documents must
be in the voter's
name!**

Reasonable Impediment Supporting Documents

- **Other supporting “Government Documents:”**
 - **Driver’s License from another state**
(It doesn’t matter if it has expired!).
 - **ID card issued by federally recognized Native American tribes.**
 - **DPS receipt for DL/ID card without photos.**
 - **Expired Voter Registration Card.**
 - **Texas driver’s license or personal ID that expired over four years ago.**

**These are only used in support
of the impediment form!**

Reasonable Impediments

- Finally, the judge must complete the bottom part of the declaration.

REASONABLE IMPEDIMENT DECLARATION

TO BE COMPLETED BY ELECTION OFFICIAL

The voter provided one of the following forms of identification or information:

valid Voter Registration certificate; or

A copy or original of one of the following was provided:

_____ certified birth certificate (must be an original)

X current utility bill

_____ bank statement

_____ government check

_____ other government document that shows the voter's name and an address (with the exception of a government document containing a photograph which must be an original)

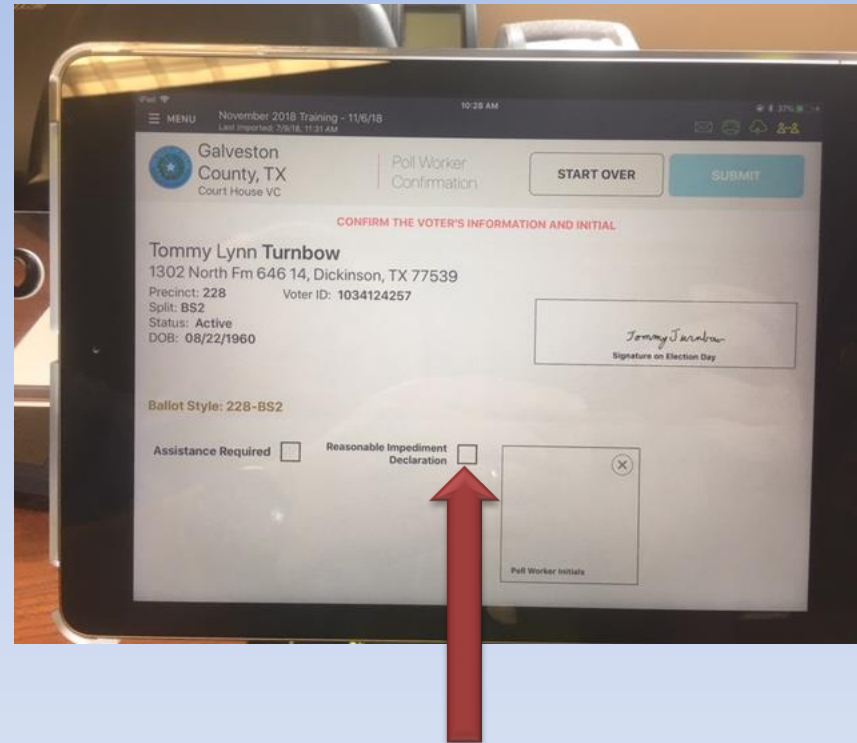
_____ paycheck

Location: **West County Building**

Date of Election: **November 7, 2017**

Important Points

- Reasonable Impediment voters will vote regularly.
- Provisional voters are **not** impediment voters and vice-versa.
- A Voter may be an impediment voter and also have a similar name issue.
- Please return all impediment forms in manila envelope #2 (Yellow).
- Tick the check-box for impediment form on the poll pad.



Special Circumstances

- Voter has moved.
 - General rule = Voters vote where they live.
 - If they move within Galveston County:
 - Verify that they moved within the past 30 days.
 - Obtain a Statement of Residence.
 - Voter votes in the old precinct.
 - -OR- Voter votes provisionally in the new precinct.

REQUIRED FIELDS Instructions for Voting by Mail on Back
(Al Donde: Instrucciones si vota por correo)

Please return this statement with ballot. If this statement is not returned, your ballot will not be counted.
Vuelva esta declaración con la votación. Si no se devuelve esta declaración, la votación no serán contada.

83-1-41 (9/09)

STATEMENT OF RESIDENCE
For persons whose residence address does not match voter registration address.
CONSTANCIA DE DOMICILIO PERMANENTE
Para personas cuya dirección no coincide con la que aparece en la lista oficial de votantes inscritos.

Last Name Apellido usual (debe haberlo hay) (Jr., Sr., III) <i>Welch</i>	First Name Nombre de pila <i>Raquel</i>	Middle Name (if any) Segundo nombre (si aplica)	Former Name Apellido anterior
Residence Address: Street Address and Apartment Number, City, State, and Zip. If none, describe where you live. (Do not include P.O. Box or Rural RT.) Domicilio residencial: Número y calle, y número de apartamento. Si no existe un domicilio, describa donde vive (no incluye apartados postales, rutas rurales ni dirección del trabajo). <i>589 Float Away Drive, Tiki Island 77554</i>			Gender (Optional) Sexo (Opcional) <input type="checkbox"/> Male Masculino <input type="checkbox"/> Female Femenino
Mailing Address: Address, City, State, and ZIP. If mail cannot be delivered to your residence address. Dirección postal: Número y calle, y número de apartamento (si no se puede entregar como en su domicilio residencial). <i>P.O. Box 471, Tiki Island 77554</i>		Date of Birth: month, day, year Fecha de Nacimiento: mes, el día, el año <i>09 / 05 / 1940</i>	
Texas Driver's License No. or Texas Personal I.D. No. (issued by the Department of Public Safety) No. de licencia de conducir de Texas o no. de identificación personal de Texas (expedido por el Departamento de Seguridad Pública) <i>96480210</i>		If no Texas Driver's License or Personal Identification, give last 4 digits of your Social Security Number. Si no tiene licencia de conducir de Texas o no. de identificación personal, proporcione los 4 últimos dígitos de su número de Seguro Social. XXX-XX- <input type="text"/> <input type="text"/> <input type="text"/> <input type="text"/>	
<input type="checkbox"/> I have not been issued a Texas Driver's License/Personal Identification Number or Social Security Number. Yo no tengo una Licencia de conducir de Texas/Cédula de identidad personal de Texas ni un Número de Seguro Social.			
<ul style="list-style-type: none"> • I am a resident of this county and a U.S. citizen; • I have not been finally convicted of a felony, or if a felon, I have completed all of my punishment including any term of incarceration, parole, supervision, period of probation, or I have been pardoned; and • I have not been determined by a final judgment of a court exercising probate jurisdiction to be totally mentally incapacitated or partially mentally incapacitated without the right to vote. 			
<ul style="list-style-type: none"> • soy residente de este condado y ciudadano de los Estados Unidos; • no he sido condenado por un delito grave, o en caso de ser delincuente, he purgado mi pena por completo, incluyendo cualquier plazo de encarcelamiento, libertad condicional, supervisión, periodo de prueba, o se me otorgó un indulto; y • no se me ha declarado, total o parcialmente, como discapacitado mental sin derecho al voto, por el fallo final de un juzgado de sucesiones. 			
X <i>Raquel Welch</i>			Date <i>11 / 7 / 17</i>
Signature of Applicant or Agent and Relationship to Applicant or Printed Name of Applicant if Signed by Witness and Date. Firma del solicitante o su agente (apoderado) y relación de éste con el solicitante, o nombre en letra del molde del solicitante si la firma es la de un testigo, y fecha.			

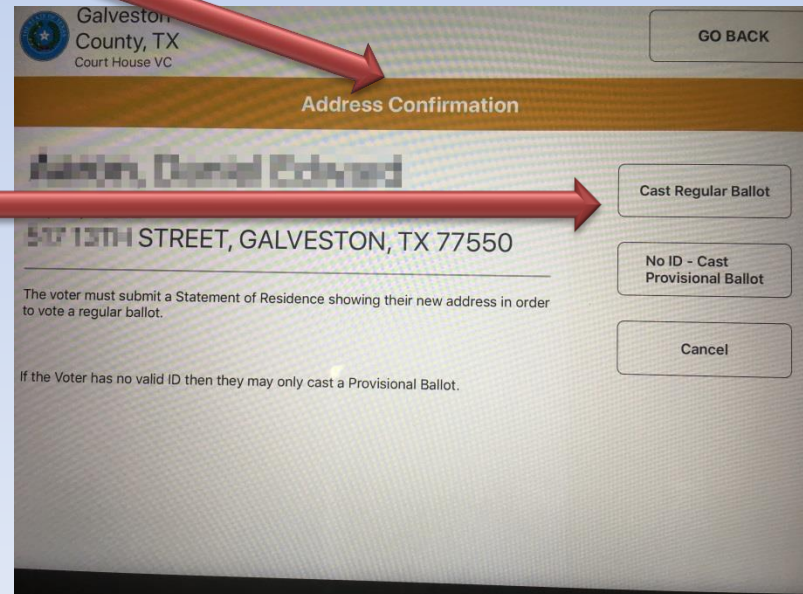
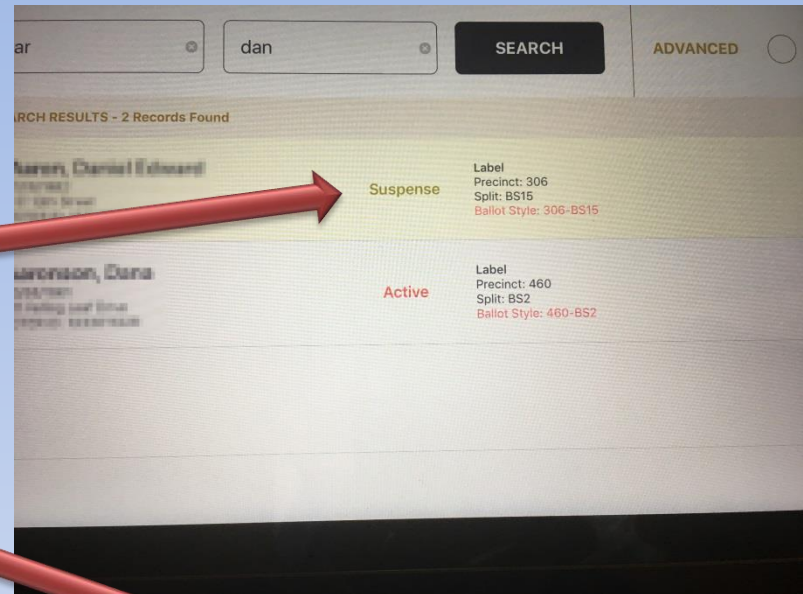
VR 04

Special Circumstances

- Voter has moved.
 - From another county within Texas.
 - During **Early Voting**, the voter may appear at the Elections Office (Justice Center) and vote a Limited Ballot.
 - Otherwise, the voter will vote provisionally.

Special Circumstances

- Suspense voters:
 - Indicated by label on the search page.
 - “Address Confirmation” on the process page.
 - This voter MUST fill out a Statement of Residence before casting a regular ballot.
 - Otherwise, he can only vote provisionally.



Special Circumstances

- Duplicate Records:
 - Ask the voter to fill out a Statement of Residence. (optional but encouraged)
 - Include both VUIDs at the top of the SOR.
 - Include both TDL number **and** the last four digits of the SS number.
 - Process the voter using the lowest VUID.

DUPLICATE RECORDS 103292213 1702084665

Instructions for Voting by Mail on Back
(Al Dorso: Instrucciones si vota por correo)

Please return this statement with ballot. If this statement is not returned, your ballot will not be counted.
Vuelva esta declaración con la votación. Si no se devuelve esta declaración, la votación no serán contada.

83-1-41 (9/09)

STATEMENT OF RESIDENCE
For persons whose residence address does not match voter registration address.

Texas Driver's License No. or Texas Personal I.D. No. (issued by the Department of Public Safety)	If no Texas Driver's License or Personal Identification, give last 4 digits of your Social Security Number.
No. de licencia de conducir de Texas o no. de identificación personal de Texas (Expedido por el Departamento de Seguridad Pública)	Si no tiene licencia de conducir de Texas o no. de identificación personal, proporcione los 4 últimos dígitos de su número de Seguro Social.
86275643	XXX-XX-2745

I have not been issued a Texas Driver's License/Personal Identification Number or Social Security Number.
Yo no tengo una Licencia de conducir de Texas/Cédula de identidad personal de Texas ni un Número de Seguro Social.

Special Circumstances

- Similar Names:
 - If the voter is obviously the person on the ID presented.
 - The names do not match exactly, but are substantially similar.
 - Our records can be changed if the voter is willing to fill out a “Similar Name Correction Request Form.”
 - This voter will vote regularly.

Special Circumstances

- Similar Names:

AW 13-8c
Prescribed by Secretary of State
Section 63.001(c), Texas Election Code
08/2013

VOTER'S SIMILAR NAME CORRECTION REQUEST FORM
(Forma para Solicitar Corrección del Nombre del Votante)

The name on my voter registration record and the name on my photo ID are not identical.
(El nombre en mi registro de votante y el nombre en mi identificación con foto no son idénticos.)


Please update my current voter registration record from:
(Por favor actualicé mis datos del registro de votante con)

WRITE NAME AS APPEARED ON PHOTO ID
Thomas Turnbow 1234567890

To the following, which is shown on my photo identification:
(La siguiente, igual como aparece en mi identificación de foto)

First Name: **Tommy** Middle Name or Initial: **L.**
(Nombre) (Segundo nombre o Inicial)

Last Name: **Turnbow** Suffix, if any: _____
(Apellido) (Suffixo)

Signature:  Date: **11/06/2018**
(Firma) (Fecha)

RETURN IN ENVELOPE No. 4

What our records show

What voter's ID shows

Tap button before accepting

MENU November 2018 Training - 11/6/18
Last Imported: 7/9/18, 11:31 AM

Galveston County, TX
Court House VC

Voter Confirmation GO BACK ACCEPT

Verify voter information and tap Accept Button to continue.

Tommy Lynn Turnbow
DOB: 08/22/1960
1302 North Fm 646 14, Dickinson, TX 77539

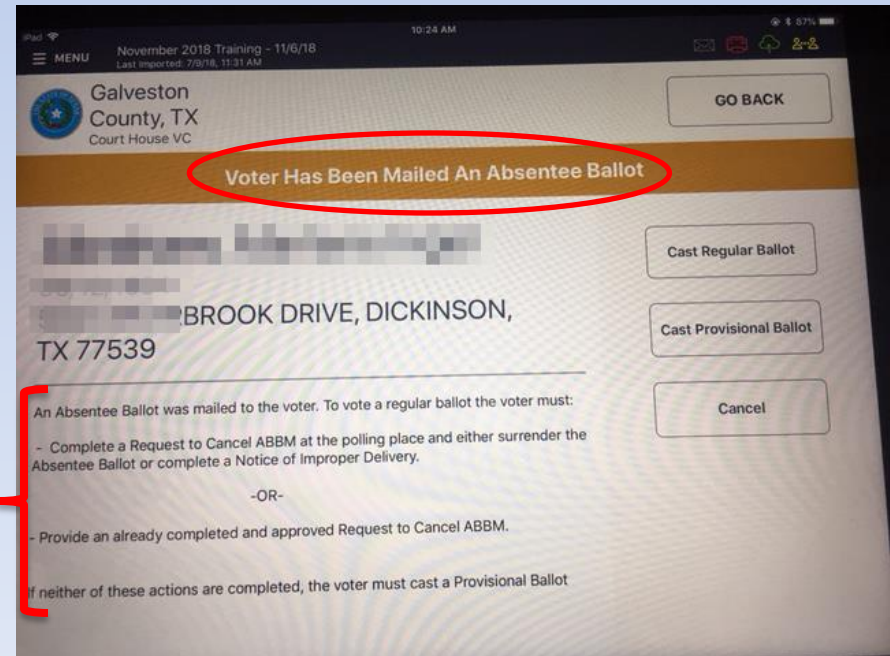
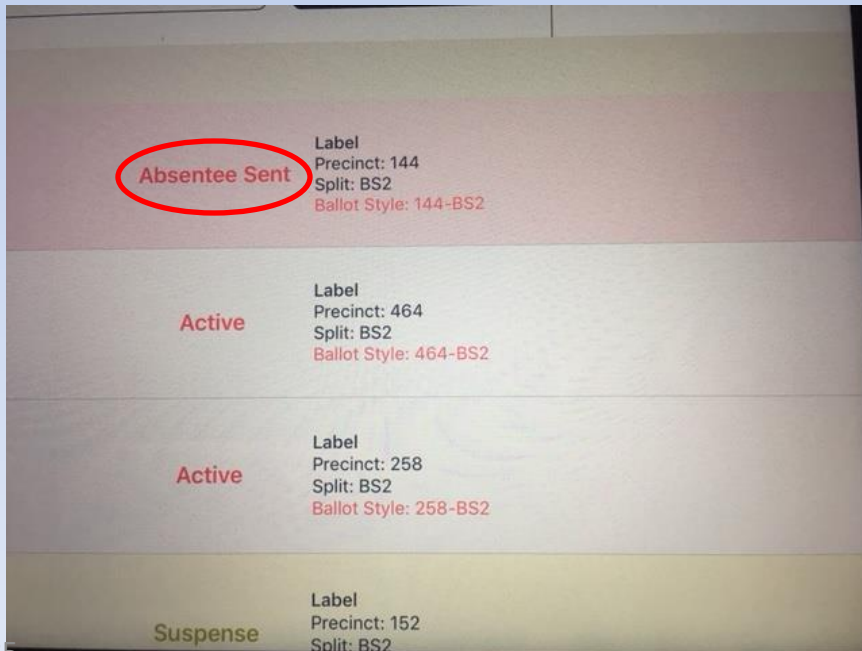
Voter ID:	Status:	Precinct:	Split:
1034124257	Active	228	BS2

Process Provisionally Similar Name Affidavit

Special Circumstances

- Mail Ballots:

- If the voter has been sent a mail ballot, the record on the search screen will be pink with a notation.
- The confirmation screen will have an amber banner.
- Process ballot cancellation before proceeding.



Special Circumstances

- Mail Ballots:
 - If the voter surrenders the mail ballot ...
 - Fill out the Request to Cancel Mail Ballot.
 - Attach the cancelled ballot.
 - Return in the envelope provided.
 - Voter will cast a regular ballot.
 - Otherwise, voter will cast a provisional ballot.

Voter fills out these two sections only.

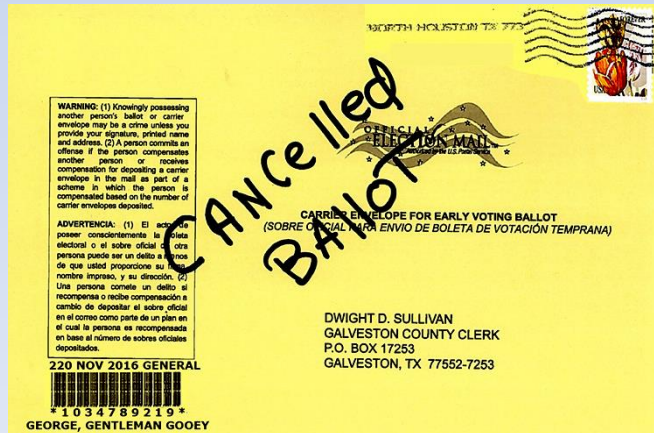

REQUEST TO CANCEL APPLICATION FOR BALLOT BY MAIL

To be completed by all voters intending to cancel their Application for Ballot by Mail:

I, _____, a qualified voter for the _____
(Print Name)

Election to be held on ____/____/____ request that my Application for Ballot by Mail be cancelled.
(Month) (Day) (Year)

VOTER HAS MAIL BALLOT	<p>STATEMENT</p> <p>I am returning my mail ballot/presenting a Notice of Improper Delivery (circle one) to the early voting clerk/deputy early voting clerk/presiding election judge (circle the appropriate officer) and cancelling my ballot by mail.</p> <p style="text-align: right;">X _____ Signature of Voter</p>
VOTER DOES NOT HAVE MAIL BALLOT	<p>AFFIDAVIT A</p> <p>Affidavits A and B are only used when the voter is cancelling his/her Application for Ballot by Mail. These Affidavits are only used when the voter is cancelling his/her Application for Ballot by Mail on his/her personal appearance or on Election Day.</p> <p>I, _____, am returning my mail ballot at the _____ time of making my Application for Ballot by Mail.</p> <p>OR</p> <p>AFFIDAVIT B</p> <p>I, _____, affirm that I have not requested my mail ballot at the _____ time of making my Application for Ballot by Mail.</p> <p>OR</p> <p>AFFIDAVIT C</p> <p>I am returning my mail ballot to the early voting clerk/deputy early voting clerk/presiding election judge (circle the appropriate officer) and cancelling my ballot by mail. I am returning this ballot in a carrier envelope is delivered to the early voting clerk/deputy early voting clerk/presiding election judge (circle the appropriate officer) at the ballot board.</p> <p>I hereby request that my Application for Ballot by Mail be canceled. I, _____, did not mark my ballot.</p> <p style="text-align: right;">X _____ Signature of Voter</p>



Judge completes this section

This section to be completed by early voting clerk, deputy early voting clerk, or election judge.

Name of Voter _____ Voter's Precinct Number _____ VUID _____
(Print Name)

sworn to and subscribed before me, this ____ day of _____, 20 ____.
(Month) (Year)

X _____
Signature of Officer Administering Oath

Denied _____ Reason _____ Date ____/____/____

Special Circumstances

- Mail Ballots:

- Make sure the provisional envelope is filled out completely for voters who cannot surrender the mail ballot.

TO BE COMPLETED BY ELECTION JUDGE:	TO BE COMPLETED BY THE COUNTY VOTER REGISTRAR FOR STATUS:
REASON FOR VOTING PROVISIONAL	I, the Voter Registrar/deputy registrar, did research the records of my office and made the following conclusion(s):
<ol style="list-style-type: none">_____ The Voter failed to present acceptable form of identification or an exempt Voter Registration Card._____ The Voter is not shown in the poll book as a voter._____ The Voter is registered in precinct _____ but voted a precinct _____ ballot.X _____ The poll book shows a ballot by mail was sent to this voter but the voter is not surrendering a ballot to us and has not cancelled his/her absentee ballot application._____ This vote was cast after 7:00 p.m. under a court order_____ The poll book shows this person is a registered voter but at a residence that is outside the _____ political subdivision._____ Voter has indicated he/she registered through the Department of Public Safety (DPS)X _____ Other / Additional Information: <u>The voter said she threw the absentee ballot away.</u>	FOR VOTERS WHO DID NOT PRESENT ACCEPTABLE PHOTO IDENTIFICATION AT THE POLLING PLACE <ol style="list-style-type: none">_____ The voter presented acceptable form of identification within 6 days of election day;_____ The voter met disability exemption within 6 days of election day;_____ The voter executed a religious objection affidavit within 6 days of election day;_____ The Voter executed natural disaster affidavit within 6 days of election day._____ The voter DID NOT satisfy identification or affidavit requirements, listed in categories 1 - 4 above within 6 days of election day. FOR VOTERS WHO VOTED A PROVISIONAL BALLOT FOR OTHER THAN ID-RELATED REASONS <ol style="list-style-type: none">_____ The voter is not a registered voter or registration not effective in time for this election._____ The voter was erroneously removed from the rolls or listed in the wrong precinct;_____ Voter is registered to vote in precinct _____._____ The applicant completed a voter registration but it was not received by the Voter Registrar;_____ The voter is not registered to vote in this political subdivision;_____ The voter has an active, or suspended registration record in another county or political subdivision; and/or_____ Other/Additional Information: _____
Precinct/Ballot Style <u>220</u> Sworn and subscribed to before me on cast by this voter <u>Nov 6 / 20 18</u> <i>Judge Sam Hill</i> Signature of Election Judge _____	Signature of Voter Registrar/Deputy Voter Registrar _____ Date _____
Action taken by the Early Voting Ballot Board: <input type="checkbox"/> ACCEPTED <input type="checkbox"/> REJECTED Signature of Early Voting Ballot Board Judge: _____	

Special Circumstances

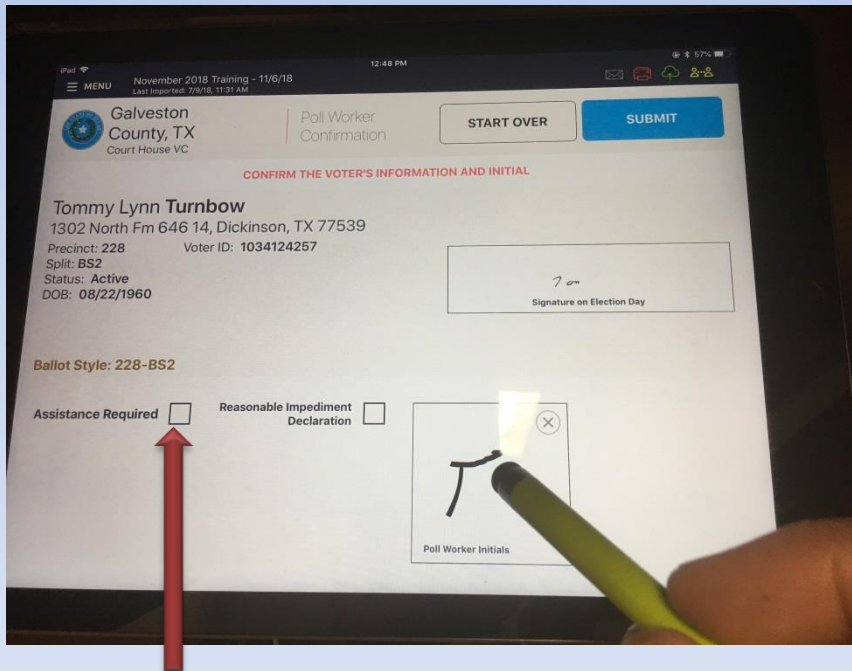
- Voter Assistants:
 - Voters needing assistance are regular voters, but should be handled by the judge.
 - All poll-workers are already sworn in and trained as voter assistants.
 - Poll-workers offering bilingual assistance should fill out the bilingual assistance form.

EVERY TIME YOU PROVIDE TRANSLATION SERVICES MAKE SURE YOU FILL IN THIS FORM. AT THE END OF THE DAY, IF NO SUCH SERVICES HAVE BEEN PROVIDED, PLEASE ENTER "NONE REQUIRED OR PROVIDED" ON THE FORM

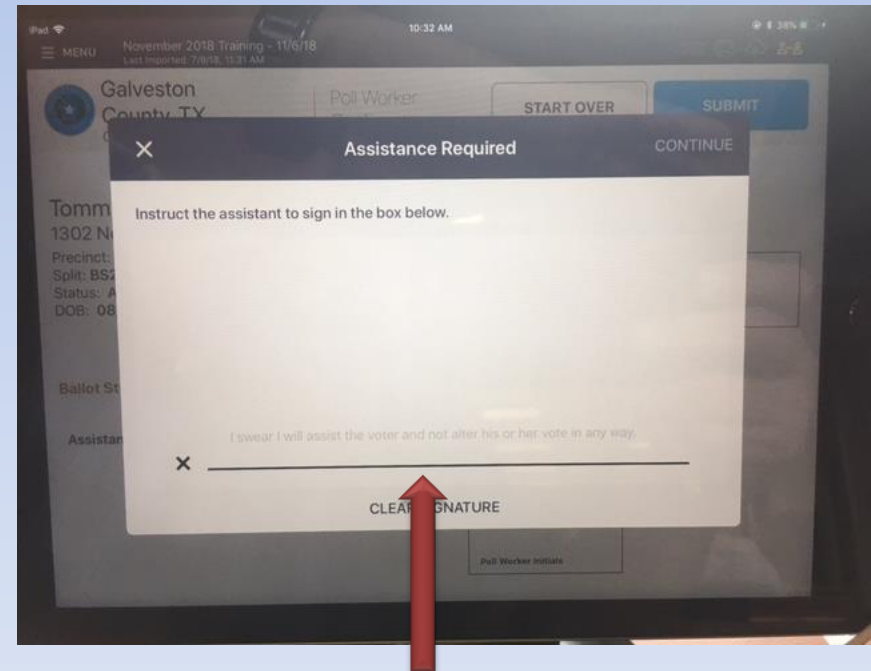
Elections Division Bilingual Assistance Form		
Enter the information <u>ONLY</u> for those times you provide translation services to a voter		
Polling Location	League City Civic Center	
Election	November 6, 2018 General Election	
Please Print the Information, Thanks!		
Number	Type of Assistance Provided	Name of Bilingual
1	<i>Explained how to use the e-slate</i>	<i>Roger Bauersong</i>
2	<i>None required or provided</i>	<i>Roger Bauersong</i>
3		

Special Circumstances

- Voter Assistants:
 - Anyone may assist a voter at the voter's request.
 - Assistant must sign the Poll Pad.



Touch Button



Assistant Signs

Special Circumstances

- Curbside Voter:
 - This is a regular voter to be processed by the poll-worker.
 - Someone presents the voter's ID. (can be anyone)
 - Process through the Poll Pad, allowing the assistant to sign for the voter and as an assistant.
 - Obtain an access code from the Controller.
 - At the Touch with Access, choose a language and enter the access code.
 - Disconnect the Touch with Access from its base station.

Special Circumstances

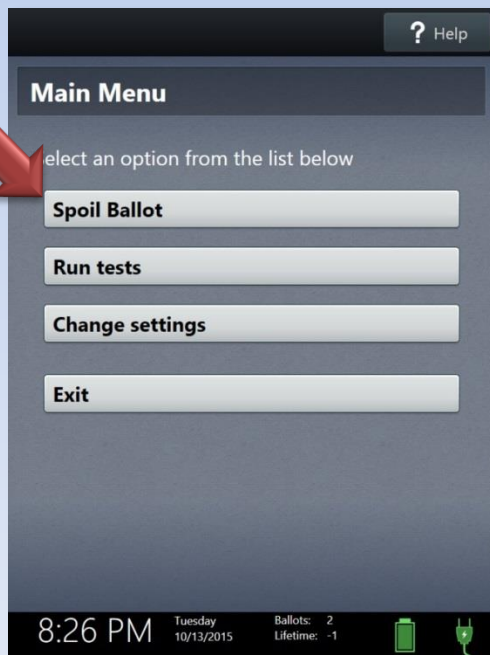
- Curbside Voter:
 - Two poll-workers take the Touch with Access device to the voter.
 - Inform the voter that the assistant has signed for the ballot.
 - Allow the voter to vote.
 - Make sure the voter touches “Cast Ballot” when finished.
 - Return the Touch with Access device to the booth and reconnect.
 - The flag will appear and a message to indicate that the vote has been recorded on the Controller.

Special Circumstances

- Spoiling a Ballot:
 - This should be handled by the judge.
 - Reasons to spoil a ballot:
 - The wrong ballot was issued.
 - Voter decided not to vote before casting ballot.
 - Voter walked off without casting ballot. (**Poll workers may not cast the ballot!**)

Special Circumstances

- Spoiling a ballot:
 - Press the blue “poll worker” button on the back of the Touch.
 - Select “Spoil Ballot.”
 - Enter the Poll Worker Code and select “Accept.”
 - Select “Yes, spoil the ballot.”
 - Select “OK.”
 - Fill out the Spoiled Ballot Log



Spoiled Ballot Log page 1 of 1

Election Name:	Sample Election	Date:	Nov. xx, 20xx
Polling Place:	Justice Center		

Record all ballots spoiled (paper and electronic). Check either Paper OR Electronic. Indicate whether a replacement was issued.

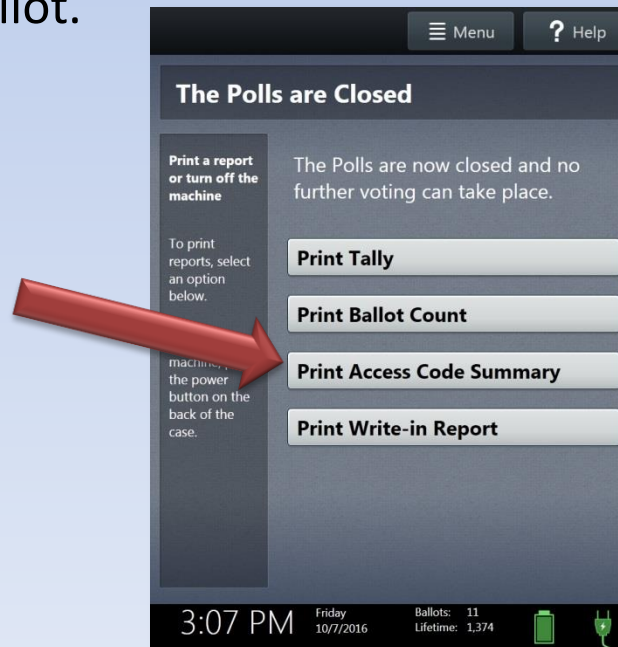
Date/Time	Spoiled By (Initials)	Reason	Paper (check if yes)	Electronic (check if yes)	Replacement Issued (check if Yes)
11/x 1:32 PM	J. J.	Voter was issued an incorrect ballot.	<input type="checkbox"/>	<input checked="" type="checkbox"/>	<input checked="" type="checkbox"/>
			<input type="checkbox"/>	<input type="checkbox"/>	<input type="checkbox"/>
			<input type="checkbox"/>	<input type="checkbox"/>	<input type="checkbox"/>
			<input type="checkbox"/>	<input type="checkbox"/>	<input type="checkbox"/>
			<input type="checkbox"/>	<input type="checkbox"/>	<input type="checkbox"/>
			<input type="checkbox"/>	<input type="checkbox"/>	<input type="checkbox"/>
			<input type="checkbox"/>	<input type="checkbox"/>	<input type="checkbox"/>
			<input type="checkbox"/>	<input type="checkbox"/>	<input type="checkbox"/>
			<input type="checkbox"/>	<input type="checkbox"/>	<input type="checkbox"/>
			<input type="checkbox"/>	<input type="checkbox"/>	<input type="checkbox"/>
			<input type="checkbox"/>	<input type="checkbox"/>	<input type="checkbox"/>
			<input type="checkbox"/>	<input type="checkbox"/>	<input type="checkbox"/>
			<input type="checkbox"/>	<input type="checkbox"/>	<input type="checkbox"/>
			<input type="checkbox"/>	<input type="checkbox"/>	<input type="checkbox"/>
			<input type="checkbox"/>	<input type="checkbox"/>	<input type="checkbox"/>

Total Spoiled Ballots:

Total Replacement Ballots Issued:

Summary & Forms

- Reconciliation Logs:
 - Election Day
 - Step #1 – Gather Information.
 - Controller: Print Access Code Summary
 - Poll Pad: Check-in Count.
 - Spoiled Ballot Log : Spoiled ballots that were not issued a replacement ballot.



Summary & Forms

- Reconciliation Logs:
 - Election Day:

From Controller

From Poll Pad

From Access
Code Summary

From Spoiled
Ballot Log

Verity Reconciliation Log – Election Day (Controller)
Complete one form per polling place.

Election Name: Sample Election Date: 11/xx/20xx
Polling Place Name: Justice Center Preparer's Initials: J.J.

OPEN POLLS
Enter the Start of Day Ballot Count from the Controller Open Polls report.

1. Start of Day Ballot Count (from the Controller Open Polls report)	0
---	---

CLOSE POLLS
Enter the End of Day Ballot Count from the Controller Close Polls report. Enter the Number of Voters Checked In using polling place records.

2. End of Day Ballot Count (from the Controller Close Polls report)	1234
3. Number of Voters Checked In (including provisionals)	1234

CONTROLLER ACCESS CODE TOTALS	
Access Codes Issued	1236
Access Codes Voted	1234
Access Codes Expired	2
Access Codes Deactivated	0
Access Codes Spoiled	0

SPOILED BALLOT TOTALS (from the Spoiled Ballot Log)	
Ballots Spoiled	0
Replacement Ballots Issued	0

Lines 2 and 3 should match each other. If they do not, please explain below in **Comments**.

Comments:

Signature Thornton Thomas Date 11/xx/20xx

Summary & Forms

- Reconciliation Logs:
 - Early Voting

Verity Reconciliation Log – Early Voting (Controller)
Complete one form per polling place.

Election Name: Sample Election

Polling Place Name: Justice Center Preparer's Initials: J.J.

Date	1. Start of Day Ballot Count	2. End of Day Ballot Count	3. Daily Ballot Count <small>(Subtract Column 2 from Column 1)</small>	4. Voters Checked In Today
11/xx	0	137	137	137
11/xx	137	253	116	116
11/xx	253	375	122	122

From Controller

From Poll Pads

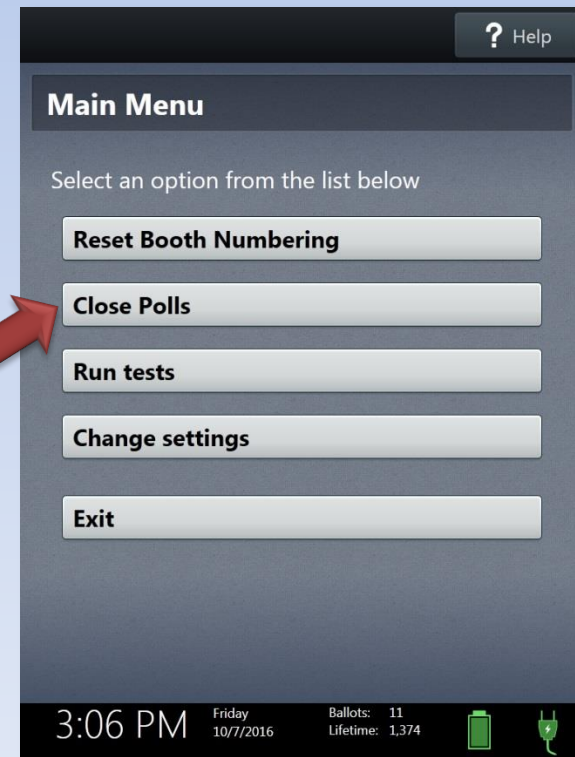
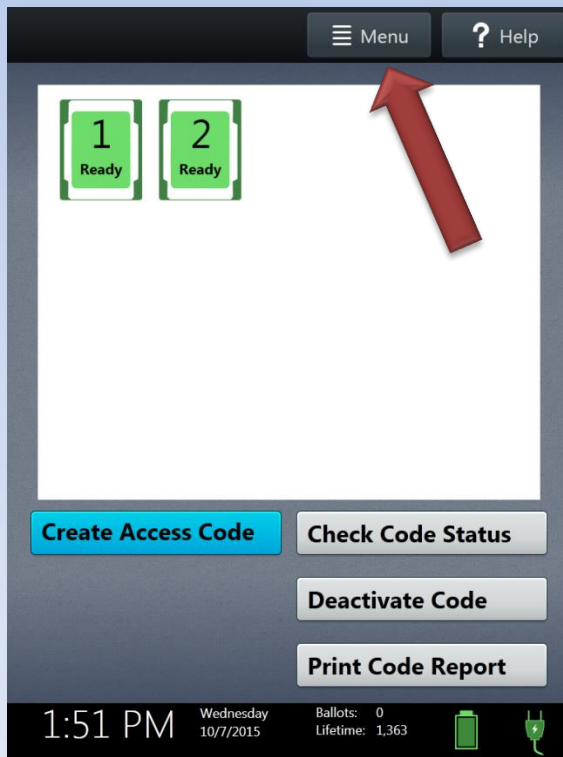
Should match

Things to Remember

- Electioneering is prohibited within 100 feet of the polling place entry.
- Cell phone use is regulated.
- Election workers should behave professionally.
- When in doubt, call the Elections Office.


End of the Day

- Close polls on Election Day or suspend polls during Early Voting.
 - Select “Menu.”
 - Choose “Close Polls” or “Suspend Polls.”
 - Enter the Close Polls code and select “Accept.”
- Once polls have closed, they cannot be reopened!**



End of the Day

- Power down the Controller and Touch devices by pressing the red power button on the back.
- Wait for the device to show a black screen before undocking the tablet.
- Latch and lock the tablet into the storage compartment.



End of the Day

- Judge will complete reconciliation logs, payroll forms, and other paperwork.
- All poll workers assist in dismantling the polling location and preparing the equipment for transport.
 - Use care in taking down equipment.
 - Recover all signs and notices.
 - Remove tape from cords and equipment

End of the Day

- Please, pack and return the equipment as it was delivered!



← **REALLY???**

End of the Day

- Call the Elections Office with final numbers and time of poll closing.
- Judge must return equipment to the Justice Center on the last night of Early Voting and on Election Night.
 - Please call when you are leaving.
 - Hand deliver:
 - Controller
 - Manila Envelopes
 - Provisional Bag
 - Mifi
 - County issued cell phones

**Thank You for Serving with
Galveston County Elections**