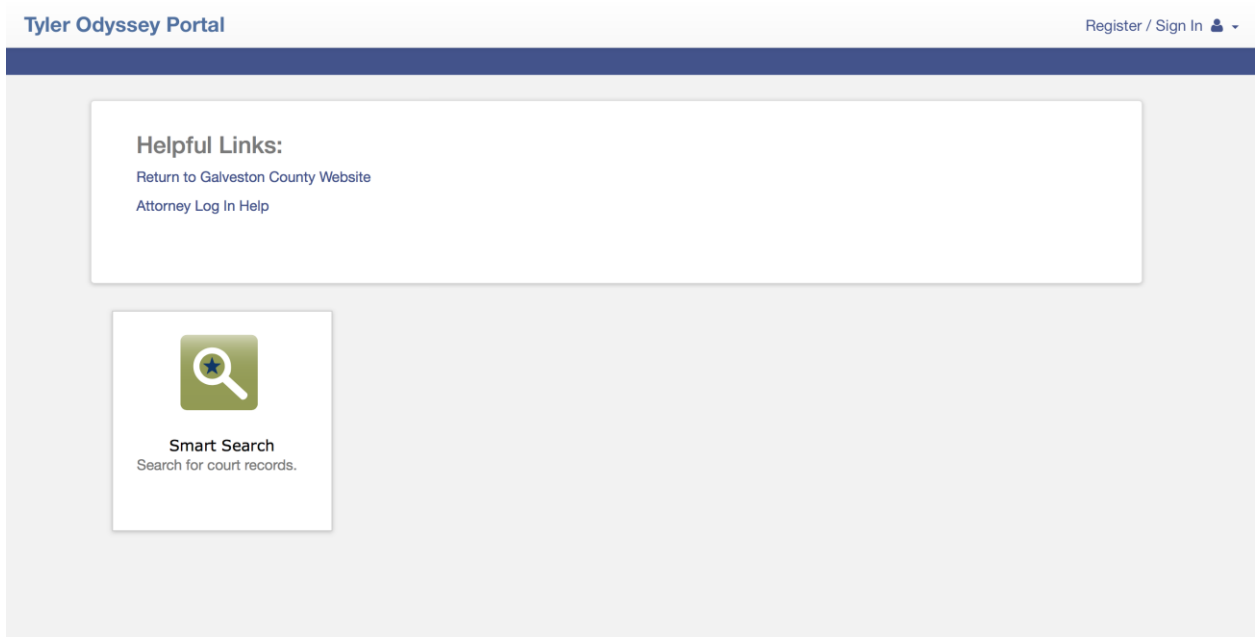


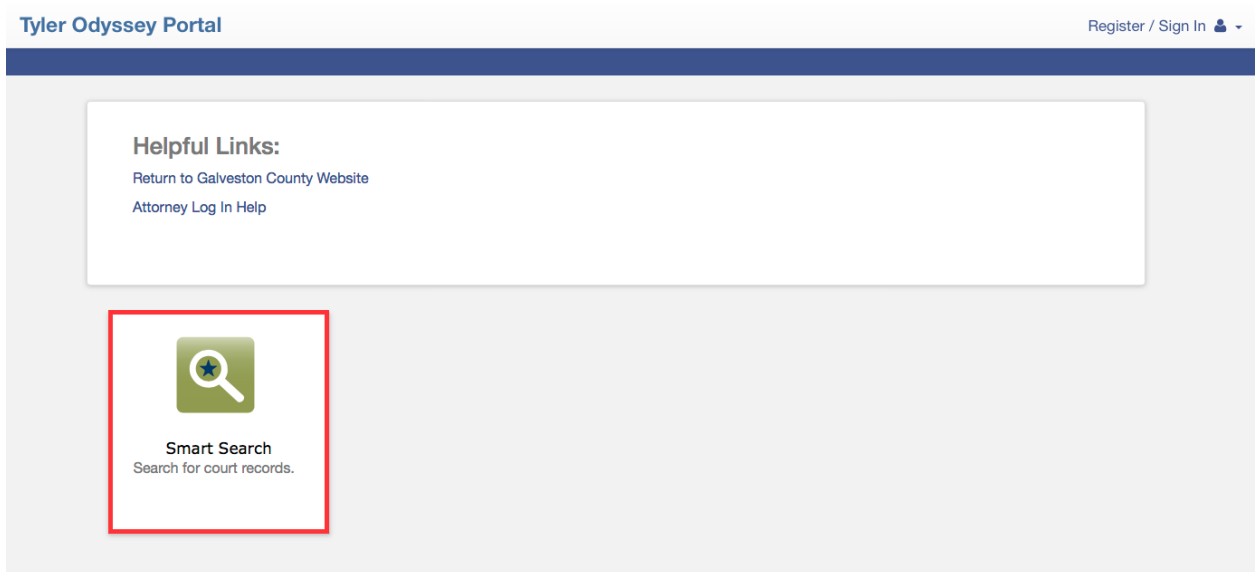
Record Search - Tyler Portal

How to perform a Record Search


- Visit <https://portal.galvestoncountytx.gov/portal>
- The Portal landing page should look like this:



- (note: you do not have to be registered or an attorney to perform public record searches)
- Select "Smart Search" to begin your record search



- In the search criteria field, you can search by Case Number, Last name, First name.

Tyler Odyssey Portal Register / Sign In 


Smart Search *Required

Search Criteria ?

* Enter a Record Number or Name in Last, First Middle Suffix Format

Advanced Filtering Options - [Submit](#)

- Type in your case number or the name you are searching for and select submit

Tyler Odyssey Portal Register / Sign In 


Smart Search *Required

Search Criteria ?

* Enter a Record Number or Name in Last, First Middle Suffix Format

Advanced Filtering Options - [Submit](#)

- “Cases” Page will appear, select the case number hyperlink to access the case

Tyler Odyssey Portal Register / Sign In 

1 Smart Search 2 Search Results

[Print](#)

Cases

Case Number	Style / Defendant	Type	Status	Location
18-CV-0262	James River Insurance Company vs. Assura	Other Civil - Cases	Active	10th District Court

10 items per page 1 - 1 of 1 items

- After you have selected the case number link, you will have accessed the case record and be able to view the public court records.

The screenshot shows the Tyler Odyssey Portal interface. At the top left is the logo "Tyler Odyssey Portal" and at the top right is the text "Register / Sign In". Below the header is a navigation bar with three steps: "1 Smart Search", "2 Search Results", and "3 Details". The main content area is divided into two columns. The left column contains a "Case Information" section with the following details: Case Number: 18-CV-0262, Court: 10th District Court, Judicial Officer: Neves, Kerry, File Date: 03/02/2018, Case Type: Other Civil - Cases, Case Status: Active. Below this is a "Party" section with Plaintiff: James River Insurance Company and Active Attorneys: Lead Attorney Johnson, Camille Retained. The right column contains a "Print" button and a list of links: Case Information, Party, Events and Hearings, Financial Documents, and Back to top.

- Once you have finished reviewing the file and documents, and are wanting to begin a new search, select the "Tyler Odyssey Portal" link at the very top left hand part of the page to take you back to the home screen.

This screenshot is identical to the one above, showing the case record for 18-CV-0262. The only difference is that the "Tyler Odyssey Portal" link in the top left corner of the header is highlighted with a red rectangular box.