

**FY 2017 Fourth Quarter: July 1, 2017- September 30, 2017 Quarter-At
A Glance**

- Total available Investable funds \$ 129712334.67 not including 10Million set aside for nearby Obligations.
- Interest Earned for 4th Quarter= \$1812,591.40
- Yield to Maturity (YTM) .498 %
- 0.00 Outstanding/Pending Investments
- Total Collateral as of Third Quarter End(September 30, 2017)=
Moody- 293 %
Texas First Bank- 912 %*
Prosperity Bank- 209 %

TOPICS TO DISCUSS

- Brief update on the current market-See attachments
- Discuss what investment pools are paying
 - Government Pool Rates-
(see Texas Class Rates and TexTerm- Attachment)
- Payroll-Timekeeping Software is currently being configured to begin testing Pilot departments



Galveston County
Quarterly Investment Report
July 1, 2017 to September 30, 2017



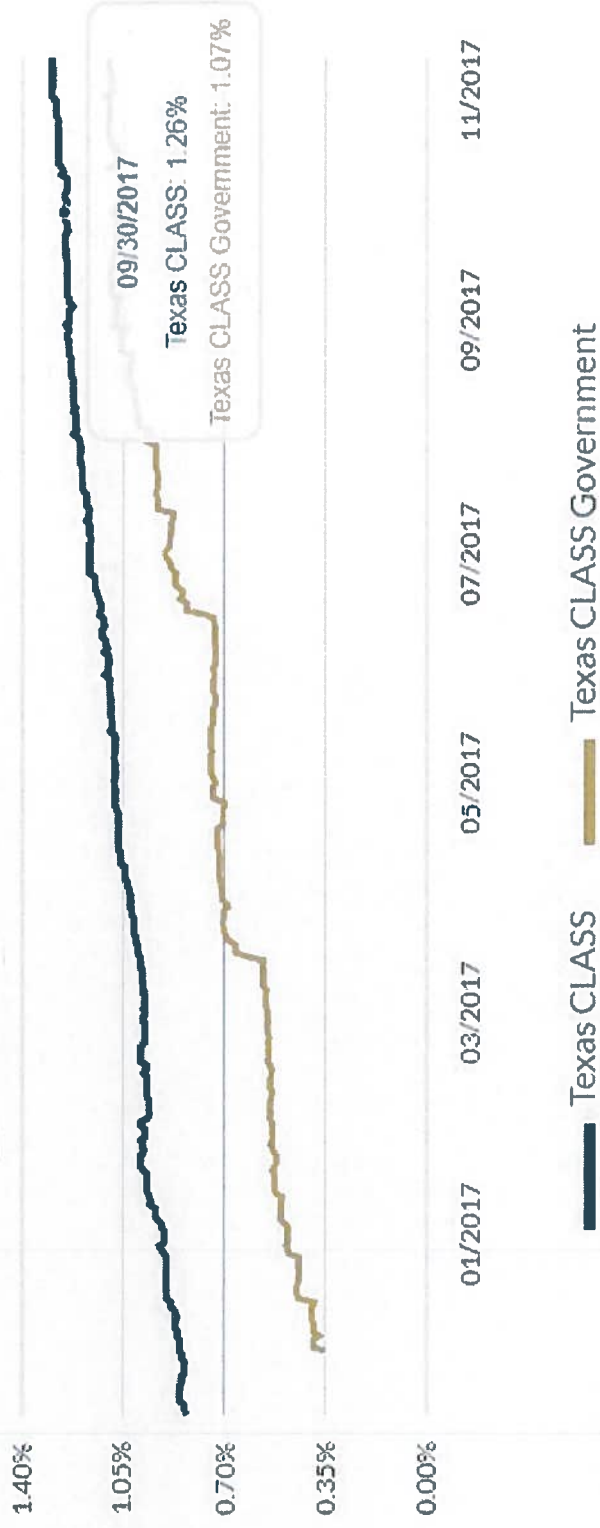
This report is prepared for Galveston County in accordance with Chapter 2256 of the Public Funds Investment Act (PFIA). Section 2256.023 (a) of the PFIA states that "Not less than quarterly, the investment officer shall prepare and submit to the governing body of the entity a written report of the investment transactions for all funds covered by this chapter for the preceding reporting period." This report is signed by the Investment Officer and includes the disclosures required in the PFIA. Market prices were obtained from the Custodial Bank, JP Morgan Chase.

Month	Market Value	Book Value	Unrealized Gain/Loss	YTM @ Cost	Treasury 3 Month	Interest Earned	Days To Maturity
7/31/2017	154,131,872.68	154,131,872.68	0.00	0.50	1.09	65,840.26	1
8/31/2017	138,196,836.46	138,196,836.46	0.00	0.50	1.03	60,989.87	1
9/30/2017	126,808,294.86	126,808,294.86	0.00	0.50	1.05	54,761.27	1
Total / Average	139,712,334.67	139,712,334.67	0.00	0.50	1.06	181,591.40	1


Kevin Walsh, Treasurer

11/10/2017
Date

Texas CLASS Daily Yields



Texas CLASS Government was created on December 1, 2016.



TexasTERM Local Government Investment Pool (“TexasTERM” or the “Pool”)

was established by the TexasTERM Common Investment Contract, in conformity with Chapters 791 (Interlocal Cooperation Act) and 2256 (Public Funds Investment Act) of the Texas Government Code.

TexasTERM is directed by an Advisory Board which is made up of experienced local government finance directors and treasurers.

TexasTERM offers a range of services to assist Investors/Participants with their investment and arbitrage compliance needs, including:

- **Daily liquidity, including transactions by wire and/or ACH**
- **Unlimited investments and redemptions**
- **Unlimited sub-accounting to track multiple revenue sources or projects**
- **Arbitrage rebate tracking for proceeds of tax-exempt bonds**
- **Online account access**

Investment Objective

To produce the highest income consistent with preserving principal and maintaining liquidity, and to maintain a stable \$1.00 net asset value (NAV).

Investment Philosophy

The Pool's adviser seeks to optimize investment returns through careful analysis and investment in short-term governmental securities and other high-quality money market instruments while preserving the safety and liquidity of the underlying principal.

TexasDAILY

Fund Facts

As of October 31, 2017

Current 7-Day Net Yield¹	1.05%
Weighted Average Maturity²	27 days
Expense Ratio	0.10%
Standard and Poor's Fund Rating	AAAm
Investment Adviser	PFM Asset Management LLC

Performance (30-Day Yield %)

	30-Day Net Yield³
Oct-17	1.05%
Sep-17	1.03%
Aug-17	1.00%
Jul-17	0.96%
Jun-17	0.85%
May-17	0.76%
Apr-17	0.75%
Mar-17	0.67%
Feb-17	0.59%
Jan-17	0.58%
Dec-16	0.50%
Nov-16	0.45%
Oct-16	0.47%

¹ Current 7-day net yield, also known as the current annualized yield, represents the net change, exclusive of capital changes and income other than investment income, in the value of a hypothetical account with a balance of one share (normally \$1.00 per share) over a seven-day base period expressed as a percentage of the value of one share at the beginning of the seven-day period. This resulting net change in account value is then annualized by multiplying it by 365 and dividing the result by 7.

² Weighted Average Maturity: Calculated by the final maturity for a security held in the portfolio and the interest rate reset date. This is a way to measure a fund's sensitivity to potential interest rate changes.

³ As of the last day of the month. The 30-day yield represents the net change, exclusive of capital changes and income other than investment income, in the value of a hypothetical account with a balance of one share (normally \$1.00 per share) over a thirty-day base period expressed as a percentage of the value of one share at the beginning of the thirty-day period. This resulting net change in account value is then annualized by multiplying it by 365 and dividing the result by 30. Past performance is no guarantee of future results. Yields will fluctuate as market conditions change. The current fund performance may be higher or lower than that cited.

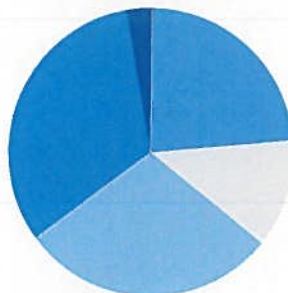
The yields shown may reflect fee waivers by service providers that subsidize and reduce the total operating expenses of the Pool. Pool yields would be lower if there were no such waivers.

Average annual returns for historic periods and important disclosure information is provided on the following page.

Fund Diversification

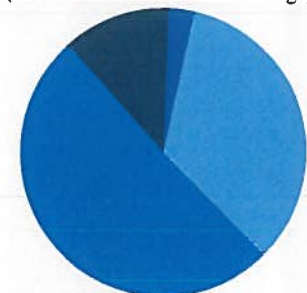
As of October 31, 2017

Sector Composition



■ U.S. Treasuries	21.0 %
■ Federal Agencies	26.7 %
■ Repurchase Agreements	19.1 %
■ FHLB LOC Collateralized Certificates of Deposit	30.0 %
■ FDIC-Insured Certificates of Deposit	3.2 %

Credit Quality Distribution (Standard & Poor's Fund Ratings)



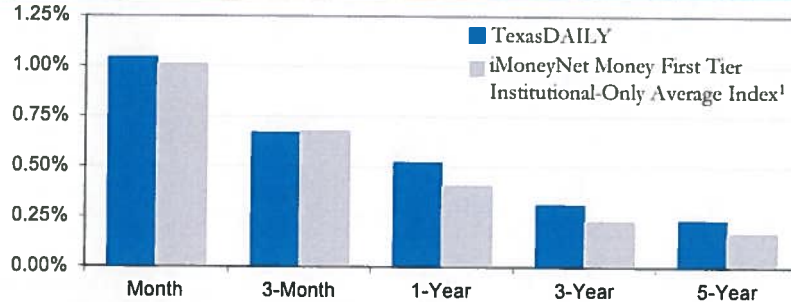
■ AA+	32.2 %
■ A-1+ Short Term	45.4 %
■ A-1 Short Term	11.8 %
■ Not Rated	10.6 %

Percentages may not add to 100% due to rounding



Average Annual Return

As of October 31, 2017



	Month	3-Month	1-Year	3-Year	5-Year
TexasDAILY	1.05%	0.67%	0.52%	0.31%	0.24%
iMoneyNet First Tier Institutional-Only Average Index	1.01%	0.68%	0.40%	0.23%	0.17%

Must be preceded or accompanied by an Information Statement. For a current Information Statement, which contains more complete information, please visit <http://www.texasterm.net/> or call 866-839-8376. Before investing, consider the investment objectives, risks, charges and expenses of the Pool carefully. This and other information can be found in the Pool's Information Statement. Read the Information Statement carefully before you invest or send money.

¹Source: iMoneyNet First Tier Institutional Money Market Fund Average. This index is comprised of funds rated in the top grade that invest in high-quality financial instruments with dollar-weighted average maturities of less than 60 days. It is not possible to invest directly in such an index.

Standard & Poor's fund ratings are based on analysis of credit quality, market price exposure, and management. According to Standard & Poor's rating criteria, the AAAM rating signifies excellent safety of investment principal and a superior capacity to maintain a \$1.00 per share net asset value. However, it should be understood that the rating is not a "market" rating nor a recommendation to buy, hold or sell the securities. For a full description on rating methodology, visit Standard & Poor's website (http://www.standardandpoors.com/en_US/web/quest/home).

This information is for institutional investors, not for further distribution to retail investors, and does not represent an offer to sell or a solicitation of an offer to buy or sell any fund or other security. Investors should consider the Pool's investment objectives, risks, charges and expenses before investing. This and other information about the Pool is available in the Pool's Information Statement, which should be read carefully before investing. A copy of the Pool's Information Statement may be obtained by calling 1-866-839-8376 or are available on the Pool's website at www.texasterm.net. While TexasDAILY seeks to maintain a stable net asset value of \$1.00 per share and TexasTERM seeks to achieve a net asset value of \$1.00 per share at its stated maturity, it is possible to lose money investing in the Pool. An investment in the Pool is not insured or guaranteed by the Federal Deposit Insurance Corporation or any other governmental agency. Shares of the Pool are distributed by PFM Fund Distributors, Inc., member Financial Industry Regulatory Authority (FINRA) and Securities Investor Protection Corporation (SIPC). PFM Fund Distributors, Inc. is a wholly owned subsidiary of PFM Asset Management LLC.

Service Providers

Investment Advisor and Administrator

PFM Asset Management LLC
221 West Sixth Street, Suite 1900
Austin, Texas 78701

Distributor

PFM Fund Distributors, Inc.
One Keystone Plaza, Suite 300
North Front & Market Streets
Harrisburg, PA 17101-2044

Custodian

U.S. Bank, N.A.
60 Livingston Avenue
St. Paul, Minnesota 55107

Independent Registered Public Accounting Firm

Ernst & Young, LLP
Two Commerce Square, Suite 4000
2001 Market Street
Philadelphia, Pennsylvania 19103

Counsel

McCall, Parkhurst & Horton L.L.P.
717 North Harwood, Suite 900
Dallas, Texas 75201-6587

For more information, visit www.texasterm.net or contact TexasTERM's Investment Advisor at 866-839-8376



TexPool

Daily Performance from 07-01-2017 to 09-30-2017

As of Date	Daily Net Yield (%)	Dividend Factor	7 Day Net Yield (%)	Daily Assets (\$)	NAV (\$)	Weighted Average Maturity (WAM)	Weighted Average Life (WAL)
07-01-2017	0.9566	0.000026207	0.9400	17,629,314,686.85	0.99999	38	103
07-02-2017	0.9566	0.000026207	0.9500	17,629,314,686.85	0.99999	38	103
07-03-2017	0.9596	0.000026290	0.9500	17,519,213,178.93	0.99997	37	103
07-04-2017	0.9596	0.000026290	0.9500	17,519,213,178.93	0.99997	37	103
07-05-2017	0.9574	0.000026229	0.9600	17,572,943,757.32	0.99997	36	101
07-06-2017	0.9556	0.000026182	0.9600	17,585,654,848.93	0.99997	36	98
07-07-2017	0.9591	0.000026276	0.9600	17,555,613,526.13	0.99997	37	102
07-08-2017	0.9591	0.000026276	0.9600	17,555,613,526.13	0.99997	37	102
07-09-2017	0.9591	0.000026276	0.9600	17,555,613,526.13	0.99997	37	102
07-10-2017	0.9605	0.000026314	0.9600	17,527,162,664.21	0.99997	35	100
07-11-2017	0.9611	0.000026332	0.9600	17,525,756,187.02	0.99998	35	97
07-12-2017	0.9618	0.000026352	0.9600	17,432,695,908.32	0.99998	36	100
07-13-2017	0.9635	0.000026397	0.9600	17,394,258,345.06	0.99998	37	99
07-14-2017	0.9552	0.000026171	0.9600	17,377,382,952.92	0.99998	38	101
07-15-2017	0.9552	0.000026171	0.9600	17,377,382,952.92	0.99998	38	101
07-16-2017	0.9552	0.000026171	0.9600	17,377,382,952.92	0.99998	38	101
07-17-2017	0.9777	0.000026785	0.9600	17,013,138,297.38	0.99999	37	101
07-18-2017	0.9776	0.000026784	0.9600	16,967,398,476.44	0.99998	36	100
07-19-2017	0.9790	0.000026821	0.9700	16,942,717,464.92	0.99999	36	100
07-20-2017	0.9802	0.000026855	0.9700	16,914,651,165.96	0.99998	36	99
07-21-2017	0.9812	0.000026882	0.9700	16,922,147,284.81	0.99998	36	99
07-22-2017	0.9812	0.000026882	0.9800	16,922,147,284.81	0.99998	36	99
07-23-2017	0.9812	0.000026882	0.9800	16,922,147,284.81	0.99998	36	99
07-24-2017	0.9872	0.000027047	0.9800	16,883,285,405.61	0.99998	35	97
07-25-2017	0.9895	0.000027109	0.9800	17,196,628,907.09	0.99998	35	95
07-26-2017	0.9933	0.000027215	0.9800	17,189,470,596.82	0.99998	36	94
07-27-2017	0.9900	0.000027123	0.9900	17,073,236,782.02	0.99999	36	95

09-08-2017	1.0048	0.000027530	1.0100	15,449,785,453.29	1.00003	33	100
09-09-2017	1.0048	0.000027530	1.0100	15,449,785,453.29	1.00003	33	100
09-10-2017	1.0048	0.000027530	1.0000	15,449,785,453.29	1.00003	33	100
09-11-2017	1.0071	0.000027592	1.0100	15,457,292,992.92	1.00003	30	98
09-12-2017	1.0088	0.000027638	1.0100	15,433,911,844.40	1.00002	35	102
09-13-2017	1.0138	0.000027776	1.0100	15,355,135,372.49	1.00002	35	103
09-14-2017	1.0182	0.000027897	1.0100	15,242,251,518.06	1.00002	35	104
09-15-2017	1.0251	0.000028086	1.0100	15,304,363,223.20	1.00001	35	103
09-16-2017	1.0251	0.000028086	1.0100	15,304,363,223.20	1.00001	35	103
09-17-2017	1.0251	0.000028086	1.0200	15,304,363,223.20	1.00001	35	103
09-18-2017	1.0233	0.000028035	1.0200	15,297,162,289.51	1.00001	34	101
09-19-2017	1.0179	0.000027887	1.0200	15,380,301,602.04	1.00001	34	100
09-20-2017	1.0189	0.000027914	1.0200	15,287,491,242.08	1.00001	35	102
09-21-2017	1.0198	0.000027941	1.0200	15,251,835,243.68	1.00001	35	100
09-22-2017	1.0219	0.000027998	1.0200	15,153,768,070.79	1.00001	38	104
09-23-2017	1.0219	0.000027998	1.0200	15,153,768,070.79	1.00001	38	104
09-24-2017	1.0219	0.000027998	1.0200	15,153,768,070.79	1.00001	38	104
09-25-2017	1.0227	0.000028020	1.0200	15,961,538,606.87	1.00002	34	97
09-26-2017	1.0143	0.000027788	1.0200	15,913,654,825.69	1.00001	37	99
09-27-2017	1.0194	0.000027928	1.0200	15,790,934,902.88	1.00001	36	99
09-28-2017	1.0193	0.000027927	1.0200	15,578,511,396.18	1.00002	35	97
09-29-2017	1.0270	0.000028138	1.0200	15,588,203,393.13	1.00003	37	101
09-30-2017	1.0270	0.000028138	1.0200	15,588,203,393.13	1.00003	37	101

Monthly Performance from 07-31-2017 to 09-30-2017

As of Date	Average Monthly Rate (%)	Average Monthly Dividend Factor	Average Monthly 7 Day Rate (%)	Average Monthly Balance (\$)	Weighted Average Maturity (WAM)	Weighted Average Life (WAL)	Participants
07-31-2017	0.9714	0.000026613	0.9674	17,260,998,138.56	36	99	2424
08-31-2017	0.9989	0.000027368	0.9961	16,402,649,761.58	32	96	2427
09-30-2017	1.0151	0.000027812	1.0133	15,472,089,777.50	34	100	2431

Previous Performance Data

[Daily Performance Data January 1997 - April 2002 \(PDF\)](#)

[Monthly Performance Data January 1990 - March 2002 \(PDF\)](#)

Performance quoted represents past performance which is no guarantee of future results. Investment return will vary. The value of an investment, when redeemed, may be worth more or less than the original cost. Current performance may be lower or higher than what is stated.



Welcome Crystal Cooper
 Galveston County
 Last Login: 11/13/2017 12:44 PM
 Access Type: Participant

59 Unread Messages

Current Email:
 crystal.cooper@co.galveston.tx.us [edit]

- Quick Links
- Account Overview
- Account Summary
- Message Center
- Enter Transactions
- Deposit
- Withdrawal
- Vendor Payment
- Internal Transfer
- Market Information
- Daily Rates
- Monthly Averages
- Correspondence
- Statements + Confirmations
- Reports + Forms
- Account Information
- Account Summary
- Interest Postings
- Transaction History
- Account Maintenance
- Profile Settings
- Accounts
- Vendors

Fund: **Government Overnight Fund** ▼

Start Date: 07/01/2017

End Date: 09/30/2017

Rates					
Date	Allocation Factor	Yield	WAM	Fund Balance	
9/30/2017	0.000034152	1.2465%	47	1,469,191,884.40	
9/29/2017	0.000034152	1.2465%	47	1,469,191,884.40	
9/28/2017	0.000034060	1.2432%	47	1,493,742,753.13	
9/27/2017	0.000033767	1.2325%	43	1,498,078,737.41	
9/26/2017	0.000033748	1.2318%	43	1,567,402,300.00	
9/25/2017	0.000033662	1.2287%	39	1,543,634,314.36	
9/24/2017	0.000033849	1.2355%	45	1,436,634,852.19	
9/23/2017	0.000033849	1.2355%	45	1,436,634,852.19	
9/22/2017	0.000033849	1.2355%	45	1,436,634,852.19	
9/21/2017	0.000034189	1.2479%	43	1,442,930,432.62	
9/20/2017	0.000033379	1.2183%	41	1,455,396,417.41	
9/19/2017	0.000033777	1.2329%	41	1,461,588,015.39	
9/18/2017	0.000033722	1.2309%	43	1,430,894,083.70	
9/17/2017	0.000033737	1.2314%	45	1,431,915,283.39	
9/16/2017	0.000033737	1.2314%	45	1,431,915,283.39	
9/15/2017	0.000033737	1.2314%	45	1,431,915,283.39	
9/14/2017	0.000033459	1.2213%	43	1,441,411,180.19	
9/13/2017	0.000033546	1.2244%	43	1,442,986,426.92	
9/12/2017	0.000033669	1.2289%	42	1,435,440,011.04	
9/11/2017	0.000033196	1.2117%	40	1,439,268,881.93	
9/10/2017	0.000033723	1.2309%	44	1,386,728,174.56	
9/9/2017	0.000033723	1.2309%	44	1,386,728,174.56	
9/8/2017	0.000033723	1.2309%	44	1,386,728,174.56	
9/7/2017	0.000033765	1.2324%	42	1,384,411,909.98	
9/6/2017	0.000033774	1.2328%	42	1,387,291,230.55	
9/5/2017	0.000034395	1.2554%	39	1,384,028,654.87	
9/4/2017	0.000033566	1.2252%	40	1,373,595,383.74	
9/3/2017	0.000033566	1.2252%	40	1,373,595,383.74	
9/2/2017	0.000033566	1.2252%	40	1,373,595,383.74	
9/1/2017	0.000033566	1.2252%	40	1,373,595,383.74	
8/31/2017	0.000033484	1.2222%	40	1,353,202,681.30	
8/30/2017	0.000033643	1.2280%	40	1,376,313,732.98	
8/29/2017	0.000033645	1.2280%	41	1,373,941,767.66	
8/28/2017	0.000033960	1.2395%	41	1,378,085,904.81	
8/27/2017	0.000033548	1.2245%	44	1,385,538,566.33	
8/26/2017	0.000033548	1.2245%	44	1,385,538,566.33	
8/25/2017	0.000033548	1.2245%	44	1,385,538,566.33	
8/24/2017	0.000033484	1.2222%	44	1,370,161,812.70	
8/23/2017	0.000033421	1.2199%	46	1,377,632,857.58	
8/22/2017	0.000033344	1.2171%	46	1,388,065,153.83	
8/21/2017	0.000033417	1.2197%	47	1,389,804,796.79	
8/20/2017	0.000033374	1.2182%	49	1,414,759,704.19	
8/19/2017	0.000033374	1.2182%	49	1,414,759,704.19	
8/18/2017	0.000033374	1.2182%	49	1,414,759,704.19	
8/17/2017	0.000033309	1.2158%	48	1,426,834,781.85	






Galveston County Economic Indicator Treasury 6 Month vs. Treasury 3 Month

Begin Date: 7/31/2017, End Date: 9/30/2017

Economic Indicator			
Date	Treasury 6 Month	Treasury 3 Month	Spread
7/31/2017	1.13	1.09	-0.04
8/31/2017	1.13	1.03	-0.10
9/30/2017	1.17	1.05	-0.12



Galveston County
Date To Date

MONTHLY Proof for Accuracy: MM, LGIP, Cash

Report Format: By CUSIP / Ticker

Group By: Portfolio Name

Portfolio / Report Group: All Portfolios

Begin Date: 6/30/2017, End Date: 9/30/2017

Description	Beginning Face Amount/Shares	Buy Principal	Sell Principal	Interest/Dividends	Ending Face Amount/Shares	Ending YTM @ Cost
0002 General Fund						
Prosperity Bank Cash	231,439.28	291.75	1,428.83	291.75	230,302.20	0.500
Prosperity Bank Cash	1,183.62	174,851.84	175,085.97	69.49	949.49	0.500
Prosperity Bank Cash	390,010.97	265,836.41	295,032.75	386.77	360,814.63	0.500
Prosperity Bank Cash	1,233,592.27	53,479,191.36	53,802,143.19	2,824.31	910,640.44	0.500
Prosperity Bank Cash	14,098.46	1,582.22	1,054.90	18.45	14,625.78	0.500
Prosperity Bank Cash	139,857,108.08	3,528,317.65	34,500,000.00	156,453.68	108,885,425.73	0.500
Prosperity Bank Cash	6,528.98	11,300.13	10,070.05	10.26	7,759.06	0.500
Prosperity Bank Cash	963,802.79	308,209.85	0.00	1,414.68	1,272,012.64	0.500
Prosperity Bank Cash	16,680.79	21.03	0.00	21.03	16,701.82	0.500
Prosperity Bank Cash	657,280.41	24,115,374.24	23,920,425.77	1,499.40	852,228.88	0.500
Prosperity Bank Cash	176,493.37	503,560.94	176,575.77	614.22	503,478.54	0.500
Prosperity Bank Cash	1,633,804.62	20,219,201.51	18,615,940.68	4,290.89	3,237,065.45	0.500
Prosperity Bank Cash	34,889.32	76,435.35	63,060.59	42.47	48,264.08	0.500
Prosperity Bank Cash	50,297.97	80,798.14	88,925.97	48.14	42,170.14	0.500
Texas First Bank Cash	136,314.14	348,952.39	288,517.31	0.00	196,749.22	0.000
Texas First Bank Cash	522,876.78	226,677.50	664,747.67	0.00	84,806.61	0.000
Sub Total/Average 0002 General Fund	145,926,401.85	103,340,602.31	132,603,009.45	167,985.54	116,663,994.71	0.499
3120 Lmt Tx Cnty Bld Bd 09B						
Prosperity Bank MM	736,762.86	2,997.71	677,691.16	859.77	62,069.41	0.500
Sub Total/Average 3120 Lmt Tx Cnty Bld Bd 09B	736,762.86	2,997.71	677,691.16	859.77	62,069.41	0.500

Con't

Description	Beginning Face Amount/Shares	Buy Principal	Sell Principal	Interest/Dividends	Ending Face Amount/Shares	Ending YTM @ Cost
3307 2003 Road Bonds						
Prosperity Bank MM	1,892,833.10	2,386.49	0.00	2,386.49	1,895,219.59	0.500
Sub Total/Average 3307 2003 Road Bonds	1,892,833.10	2,386.49	0.00	2,386.49	1,895,219.59	0.500
3308 2001 Road Bonds						
Prosperity Bank MM	136,688.26	172.34	0.00	172.34	136,860.60	0.500
Sub Total/Average 3308 2001 Road Bonds	136,688.26	172.34	0.00	172.34	136,860.60	0.500
3310 2007 Limited Tax Bonds						
Prosperity Bank MM	3,695,801.72	4,659.67	0.00	4,659.67	3,700,461.39	0.500
Sub Total/Average 3310 2007 Limited Tax Bonds	3,695,801.72	4,659.67	0.00	4,659.67	3,700,461.39	0.500
3312 Unlim Tx Rd Bd 09A						
Prosperity Bank MM	3,579,734.54	8,524.97	74,503.45	4,474.97	3,513,756.06	0.500
Sub Total/Average 3312 Unlim Tx Rd Bd 09A	3,579,734.54	8,524.97	74,503.45	4,474.97	3,513,756.06	0.500
3370 Lmt Tx Fid Cnti Bd 09C						
Prosperity Bank MM	525,323.92	662.33	0.00	662.33	525,986.25	0.500
Sub Total/Average 3370 Lmt Tx Fid Cnti Bd 09C	525,323.92	662.33	0.00	662.33	525,986.25	0.500
3373 COB Series 2008						
Prosperity Bank MM	309,556.56	390.29	0.00	390.29	309,946.85	0.500
Sub Total/Average 3373 COB Series 2008	309,556.56	390.29	0.00	390.29	309,946.85	0.500
Total / Average	156,803,102.81	103,360,396.11	133,355,204.06	181,591.40	126,808,294.86	0.499

Collateral Statement
As of September 30, 2017
Galveston County, Texas

Location of Investment	Description of Allowable Investment Options	Allowable Collateral	Safekeeping Agent	Minimum Contracted Collateral Percentage	Total* Funds Invested or on Deposit	Total Collateral-Lwr FMV or Book	Actual Collateral Percentage
Moody National Bank	Demand Deposits & Time Deposits	US Treasury Obligations, US Agencies, GNMMAs	Federal Reserve Bank, or Chase Bank	110%	\$ 183,622	538,581.75	293%
Texas First Bank Hitchcock/Santa Fe/Texas City	Time Deposits	US Treasury Obligations, US Agencies, GNMMAs	Federal Reserve Bank, or Chase Bank	110%	\$ 356,505	\$ 3,251,784	912%
Prosperity Bank	Time Deposits	US Treasury Obligations, US Agencies, GNMMAs —Agency Letters of Credit.	Federal Reserve Bank, or Chase Bank	110%	\$ 144,360,244	\$ 301,292,996	209%
Totals:					<u>\$ 144,900,371</u>	<u>\$ 305,083,362</u>	<u>211%</u>

*The first \$250,000.00 of all bank deposits are insured by FDIC. Moody National has coverage for \$250,000.00. Each TFB Branch has \$250K FDIC coverage. Texas First Bank Galveston has merged into Texas First Bank Texas City. Amegy Bank has FDIC coverage for \$250,000.

GALVESTON COUNTY
SUMMARY REPORTS FOR SEPTEMBER 2017
TABLE OF CONTENTS

- LIST OF ACCOUNTS AND END OF MONTH BALANCES
- PLEDGE SECURITIES LISTING-THE BAKER GROUP
- TIB-HOLDING STATEMENT

MOODY NATIONAL BANK
COUNTY OF GALVESTON
Sep-17

ACCOUNT DESCRIPTION	TYPE	ACCOUNT NUMBER	AMOUNT
County of Galveston Adult Probation	N	8564	155,931.23
Penny L Pope JP	D	9240	11,524.60
Flood Control Escrow Clear Creek	M	4442	2,400.71
Justice Court	D	3352	6,641.66
Dwight Sullivan County Clerk Registry Interest	N	2239	0.00
Kenneth C Kaye and MNB Special Escrow Agreement	M		7,124.12
		TOTAL	\$183,622.32

N=Now Account
M=Money Market Account
D=Demand Deposit

Pledges By Pledgee And Maturity



Pledged To: GALVESTON COUNTY

Moody National Bank - Galveston, TX

As Of 9/30/2017

Page 5 of 21

Receipt# Safekeeping Location	CUSIP	ASC 320	Description Maturity	Prerefund	Pool/Type Coupon	Moody S&P	Original Face Pledged Percent	Pledged			
								Original Face	Par	Book Value	Market Value
TIB: TIB	798465EM8	AFS	SAN LEON MUD TX 26 09/01/26		3.00	A2 AA	525,000.00 100.00%	525,000.00	525,000.00	518,910.35	538,581.75
1 Securities Pledged To: CNTY - GALVESTON COUNTY								525,000.00	525,000.00	518,910.35	538,581.75

Although the information in this report has been obtained from sources believed to be reliable, its accuracy cannot be guaranteed.
9/25/2017 11:07 AM - MWM / MOOD

InTrader (cstdypldg) 10/02/17

1017391 MOODY NATIONAL BANK Pledged Securities
GALVESTON, TX

Page 4

As of Date: 09/29/17

PLEGGED TO: GCY	*GALVESTON COUNTY	Safekeeping Agent	Original Face	S&P	
Cusip	Security Description 1	Rate	Par/Curr Face	Moody	Date Pldgd
Loc Ticket	Security Description 2	Maturity			
798465EM8	SAN LEON TX MUD BQ CALL	TIB THE INDEPENDENT BANKERSBANK	525,000.00	AA-	
202 204022718	GO	3.0000000 09/01/2026 200	525,000.00	NR	04/13/2017

TOTAL FOR PLEDGE ID: GCY

Pledged: 1 Orig Face:

525,000.00 Current Face:

525,000.00

Pledge Security Listing

October 31, 2017

ID	CUSIP	Description	Safekeping Location	Safekeping Receipt	Coupon	Maturity Date	Call Date	Moody	SBP	Fitch	ASC 320	Face Amount	Current Par	Current Book Value	Market Value	Gain(Loss)
13116-Galveston County																
228	31401HTG7	PN 708951	Frost Bank	xx	4.50	06/01/2033		AAA	AA+	AAA	HTM	1,000,000	45,797.41	45,784.21	48,161.12	2,376.91
258	31407ASW7	PN # 825353	Frost Bank	xx	5.00	04/01/2035		AAA	AA+	AAA	HTM	1,125,000	43,609.18	43,609.18	46,817.50	3,208.32
341	3128MKNW2	FHLMC G18308	Frost Bank	0	4.00	05/01/2024		AAA	AA+	AAA	AFS	1,000,000	53,860.36	54,079.22	55,778.12	1,698.90
623	36212YWS9	GN 547957	Frost Bank	xx	6.00	11/15/2031		AAA	AA+	AAA	AFS	1,000,000	55,736.81	55,672.71	62,303.99	6,631.28
637	31287MRW2	FG C62301	Frost Bank	xx	5.50	01/01/2032		AAA	AA+	AAA	AFS	1,000,000	35,877.87	35,793.52	37,312.98	1,519.46
662	31371NH81	FNMA 256855	Frost Bank	xx	5.50	08/01/2027		AAA	AA+	AAA	HTM	1,015,059	30,414.24	30,392.82	31,630.81	1,237.99
667	31287FZ1	FG C91084	Frost Bank	xx	5.50	07/01/2027		AAA	AA+	AAA	HTM	1,125,059	103,348.94	103,349.44	111,069.90	7,720.46
668	3128PH5E7	FHLMC J06245	Frost Bank	xx	5.00	10/01/2021		AAA	AA+	AAA	HTM	1,100,000	9,351.40	9,351.86	9,351.39	(0.47)
966	31417ER52	FNMA AB7707	Frost Bank	xx	2.00	01/01/2028		AAA	AA+	AAA	HTM	5,000,000	2,515,843.85	2,548,250.27	2,474,929.93	(73,320.34)
												13,365,059	2,893,911.57	2,926,283.23	2,877,355.74	(48,927.49)

2:295,911.57*

356,204.55*

3:250,196.12*

3:250,196.12*

0**

2:926,283.23*

356,068.65*

3:284,351.68*

3:204,351.68*

2:877,355.74*

374,428.02*

3:251,703.76*

3:251,703.76*

Pledge Security Listing

October 31, 2017

ID	CUSIP	Description	Safeguarding Location	Safeguarding Receipt	Coupon	Maturity Date	Call Date	Moody	S&P	Fitch	ASC 320	Face Amount	Current Par	Current Book Value	Market Value	Gain (Loss)
13107-Galveston County Treasurer																
429	31371M5C7	FN 256543	Frost Bank	0	5.00	11/01/2021		AAA	AA+	AAA	AFS	1,000,000	30,310.55	30,156.70	31,513.61	1,356.91
432	31371MR90	FN 256212	Frost Bank	0	5.00	04/01/2026		AAA	AA+	AAA	AFS	1,200,000	39,368.08	39,297.26	40,942.79	1,645.53
579	31418RHE4	FNMA AD3828	Frost Bank	0	4.00	04/01/2025		AAA	AA+	AAA	HTM	2,500,000	195,763.17	197,782.85	203,214.20	5,431.35
674	31376G33	FN 357373	Frost Bank	xx	5.00	04/01/2033		AAA	AA+	AAA	HTM	1,700,000	90,842.75	90,831.84	96,757.42	7,925.58
Total for 13107-Galveston County Treasurer												356,284.55	358,068.65	374,428.02	16,359.37	

**PROSPERITY BANK
P O DRAWER G
EL CAMPO, TX 77437
979-541-4251 phone
979-543-2971 fax**

September 30, 2017

Galveston County
722 Moody Avenue 4th Floor
Galveston, TX 77550


RE: Balance Confirmation

Please accept the following as confirmation of total deposit balances.

\$144,360,244.09

Please let me know if you need any additional information. I can be reached at (979) 541-4251.

Sincerely,



Laura H. Hickl

Prosperity Bank
Banking Officer
1301 N. Mechanic
P O Drawer G
El Campo, TX 77437

(979) 541-4251 Direct
(979) 543-2971 Fax
laura.hickl@prosperitybanktx.com



EL CAMPO, TX

Pledge Security Listing

August 31, 2017



ID	CUSIP	Description	Safekeeping Location	Safekeeping Receipt	Coupon	Maturity Date	Call Date	Moody	S&P	Fitch	ASC 320	Face Amount	Current Par	Current Book Value	Market Value	Gain(Loss)
GALVESTON COUNTY TREASURER																
2466	31294MCF6	FHLMC E02770	FHLB	x	3.00	11/01/2025		AAA	AA+	AAA	HTM	25,000,000	4,560,076.00	4,564,305.88	4,682,326.75	118,020.87
2467	31294MCF6	FHLMC E02770	FHLB	x	3.00	11/01/2025		AAA	AA+	AAA	HTM	25,000,000	4,560,076.00	4,561,106.97	4,682,326.75	121,219.78
2486	31416Y4Y1	FNMA AB3538	FHLB	x	3.00	09/01/2021		AAA	AA+	AAA	HTM	100,000,000	14,264,878.00	14,343,712.26	14,514,105.53	170,393.27
2519	31418AB31	FNMA MA0957	FHLB	x	3.00	01/01/2022		AAA	AA+	AAA	HTM	24,548,494	4,465,926.59	4,497,910.81	4,547,981.56	50,070.75
3541	31417DY49	FNMA AB7030	FHLB		2.00	11/01/2027		AAA	AA+	AAA	HTM	39,632,407	20,258,410.54	20,472,764.13	20,024,172.67	(448,591.46)
3544	31417DRU9	FNMA AB6798	FHLB		2.00	11/01/2027		AAA	AA+	AAA	HTM	50,060,360	26,264,473.75	26,536,469.61	25,960,790.77	(575,678.84)
3546	31410LKN1	FNMA 890501	FHLB		2.00	11/01/2027		AAA	AA+	AAA	HTM	22,500,000	11,991,657.15	12,122,896.21	11,853,003.61	(269,892.59)
3608	3128MDNB5	FHLMC G14686	FHLB		2.00	03/01/2028		AAA	AA+	AAA	HTM	72,530,991	41,024,733.97	41,239,179.99	40,550,385.08	(688,794.92)
3660	31307B8G4	FHLMC J22739	FHLB		2.50	03/01/2028		AAA	AA+	AAA	HTM	11,250,000	5,894,348.74	5,894,348.74	5,969,501.68	75,152.95
4214	3138EPD27	FNMA AL6420	FHLB		2.00	01/01/2030		AAA	AA+	AAA	HTM	43,500,000	29,910,112.36	30,244,240.37	29,554,929.77	(689,310.59)
4259	3138WFALD	FNMA AS5410	FHLB		2.50	07/01/2030		AAA	AA+	AAA	HTM	52,501,812	38,047,728.20	38,234,397.48	38,535,690.31	301,292.83
4304	3128MMT86	FHLMC G18574	FHLB		2.50	11/01/2030		AAA	AA+	AAA	HTM	10,000,000	7,518,142.40	7,595,186.58	7,609,299.88	14,113.30
4873	3128P8AQ4	FHLMC C91815	FHLB		3.00	03/01/2035		AAA	AA+	AAA	HTM	13,000,000	8,887,711.17	9,322,561.66	9,126,346.21	(196,215.45)
4876	3138WJEB0	FNMA AS8229	FHLB		2.50	10/01/2031		AAA	AA+	AAA	HTM	50,000,000	46,218,506.50	47,715,820.10	46,796,815.56	(919,004.54)
4881	3138WJAC2	FNMA AS8102	FHLB		2.50	10/01/2031		AAA	AA+	AAA	HTM	40,000,000	36,429,496.00	37,365,364.00	36,885,320.07	(480,043.93)
Total for GALVESTON COUNTY TREASURER												579,524,064	300,296,277.37	304,710,264.79	301,292,996.20	(3,417,268.57)



Although the information in this report has been obtained from sources believed to be reliable, its accuracy cannot be guaranteed.