

## **FY 2016 Second Quarter: Jan 1- March 31, 2016 Quarter-At A Glance**

- Total available Investable funds \$\_\_157,222,357.62\_\_ not including 10Million set aside for nearby Obligations.
- Interest Earned for 2<sup>nd</sup> Quarter= \$\_\_198,526.91\_\_
- Yield to Maturity (YTM) \_\_.498\_\_% (< total Porfolio Yield is down from last Quarter due to lower interest Beginning Oct1)
- 0.00 Outstanding/Pending Investments
- Total Collateral as of Second Quarter End(March 31, 2016)=  
Moody- 322 %  
Texas First Bank- 185 %  
Prosperity Bank- 141 %

### **TOPICS TO DISCUSS**

- Brief update on the current market, what pools are paying
  - Government Pool Rates-(see Texas Class Rates- Attachment, County Rates are still earning more than outside sources)



## Galveston County Quarterly Investment Report December 31, 2016 to March 31, 2016



This report is prepared for Galveston County in accordance with Chapter 2256 of the Public Funds Investment Act (PFIA). Section 2256.023 (a) of the PFIA states that "Not less than quarterly, the investment officer shall prepare and submit to the governing body of the entity a written report of the investment transactions for all funds covered by this chapter for the preceding reporting period." This report is signed by the Investment Officer and includes the disclosures required in the PFIA. Market prices were obtained from the Custodial Bank, JP Morgan Chase.

This report is prepared for Galveston County in accordance with Chapter 2256 of the Public Funds Investment Act (PFIA). Section 2256.023 (a) of the PFIA states that "Not less than quarterly, the investment officer shall prepare and submit to the governing body of the entity a written report of the investment transactions for all funds covered by this chapter for the preceding reporting period." This report is signed by the Investment Officer and includes the disclosures required in the PFIA. Market prices were obtained from the Custodial Bank, JP Morgan Chase.

Month	Market Value	Book Value	Unrealized Gain/Loss	YTM @ Cost	Treasury 1 Month	Interest Earned	Days To Maturity
1/31/2016	147,347,618.45	147,347,618.45	0.00	0.50	0.23	60,393.88	1
2/29/2016	171,278,742.50	171,278,742.50	0.00	0.50	0.26	66,317.39	1
3/31/2016	167,222,357.62	167,222,357.62	0.00	0.50	0.25	71,815.64	1
<b>Total / Average</b>	<b>161,949,572.86</b>	<b>161,949,572.86</b>	<b>0.00</b>	<b>0.50</b>	<b>0.25</b>	<b>198,526.91</b>	<b>1</b>

Kevin Walsh, CPA, Treasurer, Investment Officer \_\_\_\_\_ Date

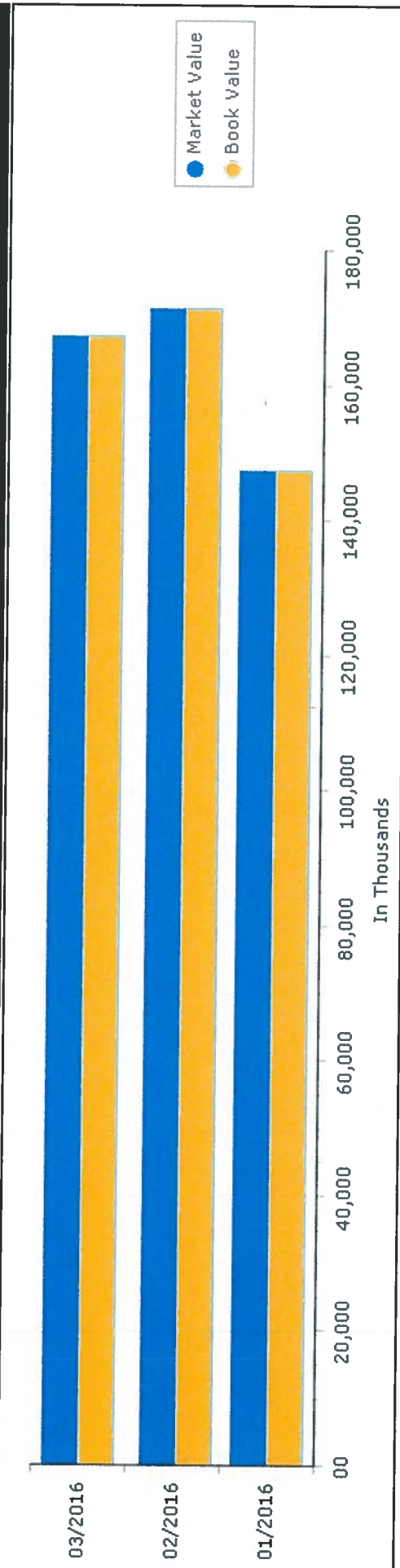


# Galveston County Portfolio Summary by Month All Portfolios

Begin Date: 1/31/2016, End Date: 3/31/2016

Month	Market Value	Book Value	Unrealized Gain/Loss	YTM @ Cost	YTM @ Market	Duration	Days To Maturity
1/31/2016	147,347,618.45	147,347,618.45	0.00	0.50	0.50	0.00	1
2/29/2016	171,278,742.50	171,278,742.50	0.00	0.50	0.50	0.00	1
3/31/2016	167,222,357.62	167,222,357.62	0.00	0.50	0.50	0.00	1
<b>Total / Average</b>	<b>161,949,572.86</b>	<b>161,949,572.86</b>	<b>0.00</b>	<b>0.50</b>	<b>0.50</b>	<b>0.00</b>	<b>1</b>

**Market Value / Book Value Comparison**



Tracker

Galveston County

Date To Date

MONTHLY Proof for Accuracy: MM, LGIP, Cash

Report Format: By CUSIP / Ticker

Group By: Portfolio Name

Portfolio / Report Group: All Portfolios

Begin Activity Date: 12/31/2015, End Activity Date: 3/31/2016, Carrying Value Date: 12/31/2015

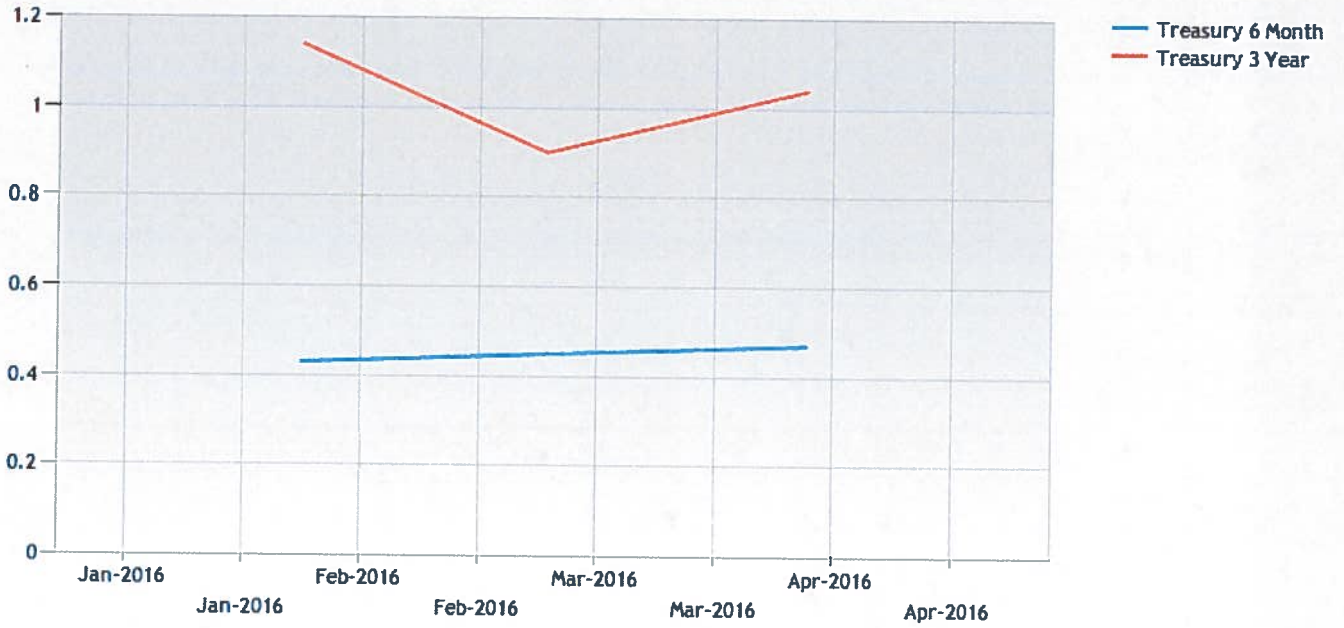
Description	GUSIP/Ticker	Beginning Face	Buy Principal	Sell Principal	Interest/Dividends	Ending Face Amount/Shares
<b>0002 General Fund</b>						
Prosperity Bank Cash	02PRS081	225,933.23	1,045.75	0	281.16	226,978.98
Prosperity Bank Cash	02PRS161	145.69	157,366.92	157,452.78	59.83	59.83
Prosperity Bank Cash	02PRS321	1,058,220.23	256,053.96	78	1,468.35	1,314,196.19
Prosperity Bank Cash	02PRS401	276,510.59	343.89	0	343.89	276,854.48
Prosperity Bank Cash	02PRS431	750,544.77	75,280,688.53	75,943,721.47	3,440.42	87,511.83
Prosperity Bank Cash	02PRS481	31,718.42	1,582.23	15,012.41	27.08	18,288.24
Prosperity Bank Cash	02PRS511	101,045,630.19	84,779,734.25	52,100,000.00	161,356.30	133,725,364.44
Prosperity Bank Cash	02PRS561	6,951.25	13,739.86	12,622.71	8.86	8,068.40
Prosperity Bank Cash	02PRS591	1,324,129.33	273,899.50	0	1,813.92	1,598,028.83
Prosperity Bank Cash	02PRS781	579,235.60	19,428,998.01	18,527,160.10	1,087.89	1,481,073.51
Prosperity Bank Cash	02PRS861	1,886,344.79	25,740,392.58	20,651,848.76	3,594.59	6,974,888.61
Prosperity Bank Cash	02PRS911	21,043.16	41,322.58	51,189.44	21.15	11,176.30
Prosperity Bank Cash	02PRS941	65,535.54	101,393.58	102,521.54	71.58	64,407.58
PROSPERITY Cash	02PRS751	16,556.53	20.59	0	20.59	16,577.12
PROSPERITY Cash	02PRS831	787,504.88	694,770.57	364,946.56	1,183.73	1,117,328.89
Texas First Bank Cash	02JP600	561,592.18	528,648.70	418,768.85	0	671,472.03
Texas First Bank Cash	02TFB2PARKS	10,037.21	135,832.50	9,217.21	0	136,652.50
<b>Sub Total/Average 0002 General Fund</b>		<b>108,647,633.59</b>	<b>207,435,834.00</b>	<b>168,354,539.83</b>	<b>174,779.34</b>	<b>147,728,927.76</b>
<b>3120 Lmt Tx Cnty Bid Bd 098</b>						
Prosperity Bank MM	3120PRS111	1,100,334.23	1,368.47	0	902.48	1,101,702.70
<b>Sub Total/Average 3120 Lmt Tx Cnty Bid Bd 098</b>		<b>1,100,334.23</b>	<b>1,368.47</b>	<b>0</b>	<b>902.48</b>	<b>1,101,702.70</b>
<b>3307 2003 Road Bonds</b>						
Prosperity Bank MM	3307PRS811	1,878,731.48	2,336.55	0	2,336.55	1,881,068.03
<b>Sub Total/Average 3307 2003 Road Bonds</b>		<b>1,878,731.48</b>	<b>2,336.55</b>	<b>0</b>	<b>2,336.55</b>	<b>1,881,068.03</b>
<b>3308 2001 Road Bonds</b>						
Prosperity Bank MM	3308PRS731	135,669.94	168.73	0	168.73	135,838.67
<b>Sub Total/Average 3308 2001 Road Bonds</b>		<b>135,669.94</b>	<b>168.73</b>	<b>0</b>	<b>168.73</b>	<b>135,838.67</b>

(Con't)

Description	CUSIP/Ticker	Beginning Face Amount/Shares	Buy Principal	Sell Principal	Interest/Dividends	Ending Face Amount/Shares
<b>3310 2007 Limited Tax Bonds</b>						
Prosperity Bank MM	3310PRS571	3,677,726.69	4,573.93	0	4,573.93	3,682,300.62
<b>Sub Total/Average 3310 2007 Limited Tax Bonds</b>		<b>3,677,726.69</b>	<b>4,573.93</b>	<b>0</b>	<b>4,573.93</b>	<b>3,682,300.62</b>
<b>3312 Unlm Tx Rd Bd 09A</b>						
Prosperity Bank MM	3312PRS031	4,151,693.95	5,163.39	0	5,163.39	4,156,857.34
<b>Sub Total/Average 3312 Unlm Tx Rd Bd 09A</b>		<b>4,151,693.95</b>	<b>5,163.39</b>	<b>0</b>	<b>5,163.39</b>	<b>4,156,857.34</b>
<b>3370 Lmt Tx Fid Cntl Bd 09C</b>						
Prosperity Bank MM	3370PRS381	8,217,809.66	10,220.36	0	10,220.36	8,228,030.02
<b>Sub Total/Average 3370 Lmt Tx Fid Cntl Bd 09C</b>		<b>8,217,809.66</b>	<b>10,220.36</b>	<b>0</b>	<b>10,220.36</b>	<b>8,228,030.02</b>
<b>3373 COB Series 2008</b>						
Prosperity Bank MM	3373PRS461	307,250.35	382.13	0	382.13	307,632.48
<b>Sub Total/Average 3373 COB Series 2008</b>		<b>307,250.35</b>	<b>382.13</b>	<b>0</b>	<b>382.13</b>	<b>307,632.48</b>
<b>Total / Average</b>		<b>128,116,849.89</b>	<b>207,460,047.56</b>	<b>168,354,539.83</b>	<b>198,526.91</b>	<b>167,222,357.62</b>

**Economics Indicators**  
**Treasury 6 Month vs. Treasury 3 Year**  
**Begin Date: January 2016, End Date: March 2016**

### Treasury 6 Month vs. Treasury 3 Year



Hi	0.47	1.14	0.71
Lo	0.43	0.90	0.45
Avg	0.45	1.03	0.58

Date	Treasury 6 Month	Treasury 3 Year	Spread
Jan 2016	0.43	1.14	0.71
Feb 2016	0.45	0.9	0.45
Mar 2016	0.47	1.04	0.57

As of MARCH 31, 2016  
Galveston County, Texas

Location of Investment	Description of Allowable Investment Options	Allowable Collateral	Safekeeping Agent	Minimum Contracted Collateral Percentage	Total* Funds Invested or on Deposit	Total Collateral-Lwr FMV or Book	Actual Collateral Percentage
Moody National Bank	Demand Deposits & Time Deposits	US Treasury Obligations, US Agencies, GNMMAs	Federal Reserve Bank, or Chase Bank	110%	\$ 275,897	888,307.50	322%
Texas First Bank Hitchcock/Santa Fe/Texas City	Time Deposits	US Treasury Obligations, US Agencies, GNMMAs	Federal Reserve Bank, or Chase Bank	110%	\$ 554,829	\$ 1,027,255	185%
Prosperity Bank	Time Deposits	US Treasury Obligations, US Agencies, GNMMAs Agency Letters of Credit.	Federal Reserve Bank, or Chase Bank	110%	\$ 208,314,197	\$ 293,504,457	141%
				Totals:	<u>\$ 209,144,923</u>	<u>\$ 295,420,020</u>	141%

\*The first \$250,000.00 of all bank deposits are insured by FDIC. Moody National has coverage for \$250,000.00. Each TFB Branch has \$250K FDIC coverage. Texas First Bank Galveston has merged into Texas First Bank Texas City. Amegy Bank has FDIC coverage for \$250,000.

GALVESTON COUNTY  
REPORTS FOR MARCH 2016  
TABLE OF CONTENTS

1. LIST OF ACCOUNTS AND END-OF-MONTH BALANCES
  
2. TIME DEPOSITS - MOODY NATIONAL BANK -NONE
  
3. PLEDGE SECURITIES LISTING - TIB
  
4. PLEDGE SECURITIES LISTING- THE BAKER GROUP
  
5. STATEMENT OF HOLDINGS  
ACCOUNT K2DI GALVESTON COUNTY -NONE  
ACCOUNT 1031 A GALVESTON COUNTY -NONE



**Moody National Bank  
Galveston County  
March 2016**

Account Description	Type	MNB #	Amount
<b>COUNTY AUDITOR</b>			
Galveston County Clear Creek Flood	M	040-444-2	2,395.30
Cnty Special Escrow Agreement	M	5010000874	7,108.06
 <b>GALVESTON COUNTY J. P. &amp; CONSTABLE</b>			
Penny L. Pope, J. P. Pct. 2	D	035-924-0	11,837.00
Justice Court - Precinct 1	D	3010003352	23,770.01
 <b>ADULT PROBATION DEPARTMENT</b>			
Galveston County Adult Probation Dept.	N	035-856-4	230,786.69

N=Now Account  
M=Money Market Account  
D=Demand Deposit

\$ 275,897.06

Pledges By Pledgee And Maturity

Pledged To: GALVESTON COUNTY

As Of 3/31/2016

Moody National Bank - Galveston, TX

Receipt# Safeguarding Location	CUSIP	ASC 320	Description Maturity	Prerefund	Pool/Type Coupon	Moody S&P	Original Face Pledged Percent	Pledged		
								Original Face	Par	Market Value
TIB: TIB	606020QF5	HTM	MO CITY TX 23 06/15/23	06/15/16 @ 100.00	3.90	Aa2 AA	350,000.00 100.00%	350,000.00	350,116.42	352,821.00
TIB: TIB	969887XX1	AFS	WILLIAMSON CNTY-PASS- TX 28 02/15/28		5.00	AAA	475,000.00 100.00%	475,000.00	499,769.27	535,486.50
2 Securities Pledged To: CNTY - GALVESTON COUNTY								825,000.00	849,885.69	888,307.50

Although the information in this report has been obtained from sources believed to be reliable, its accuracy cannot be guaranteed.

As of Date: 03/31/16

PLEDGED TO: GCY \*GALVESTON COUNTY  
 Cusip Security Description 1  
 Loc Ticket Security Description 2  
 -----  
 606020QF5 MISSOURI CITY TX CALL  
 202 164004388

Safekeeping Agent Maturity Type Original Face S&P  
 Rate Moody Date Plgdg  
 -----  
 TIB THE INDEPENDENT BANKERSBANK  
 3.90000000 06/15/2023 200 350,000.00 AAA  
 350,000.00 AAA  
 01/29/2010

969887XX1 WILLIAMSON CNTY TX CALL  
 202 161025286 GO

TIB THE INDEPENDENT BANKERSBANK  
 5.00000000 02/15/2028 200 475,000.00 AAA  
 475,000.00 NR  
 12/17/2010

TOTAL FOR PLEDGE ID: GCY 2 Orig Face: 825,000.00 Current Face: 825,000.00  
 Pledged:

[crystal.cooper@co.galveston.tx.us](mailto:crystal.cooper@co.galveston.tx.us)  
[kevin.walsh@co.galveston.tx.us](mailto:kevin.walsh@co.galveston.tx.us)

TIN# 74-6000908  
TO: County of Galveston - Treasury Department

PREPARED BY: Amanda Tinnin

Date: March 31, 2016

SUBJECT: TOTAL DEPOSITS vs TOTAL COLLATERAL

DEPOSITS:

TOTAL Demand DEPOSITS:	\$829,023.41
LESS FDIC COVERAGE Demand	(\$250,000.00)
	\$579,023.41
Total Savings-Time Deposit	\$805.26
LESS FDIC COVERAGE SV-Time	(\$250,000.00)
	(\$249,194.74)
	\$329,828.67
<u>Total</u>	<u>\$329,828.67</u>
110% OF DEPOSITS not covered	\$362,811.54


COVERAGE:

TOTAL PLEDGED SECURITY	\$950,694.82
BOOK VALUE	\$954,810.83
MARKET VALUE	\$1,027,254.87
Market Value	\$1,027,254.87
EXCESS COLLATERAL	\$664,443.33

PREPARED BY: Amanda Tinnin  
[amanda.tinnin@texasfirstbank.com](mailto:amanda.tinnin@texasfirstbank.com)  
409-978-2250

# Pledge Security Listing

March 31, 2016



ID	CUSTIP	Description	Safetkeeping Location	Safetkeeping Receipt	Coupon	Maturity Date	Call Date	Moody	S&P	Fitch	FASB115	Face Amount	Current Par	Current Book Value	Market Value	Gain/(Loss)
13107-Galveston County Treasurer																
429	31371M5C7	FN 256543	Frost Bank	0	5.00	11/01/2021		AAA	AA+	AAA	AFS	1,000,000	50,075.83	49,789.21	53,139.72	3,350.51
432	31371MR90	FN 256212	Frost Bank	0	5.00	04/01/2026		AAA	AA+	AAA	AFS	1,200,000	55,682.11	55,581.73	61,267.02	5,685.29
579	31418RHE4	FNMA AD3828	Frost Bank	0	4.00	04/01/2025		AAA	AA+	AAA	HTM	2,500,000	318,431.35	322,723.43	340,874.82	18,151.39
627	31393VFN6	FHR 2634 PA	Frost Bank	xx	3.00	02/15/2023		AAA	AA+	AAA	HTM	1,000,000	693.67	693.68	690.20	(3.48)
674	31376J6J3	FN 357373	Frost Bank	xx	5.00	04/01/2033		AAA	AA+	AAA	HTM	1,700,000	122,312.98	122,294.88	134,741.50	12,446.62
<b>Total for 13107-Galveston County Treasurer</b>												<b>551,082.93</b>	<b>547,195.94</b>	<b>590,713.26</b>	<b>39,630.33</b>	

547,195.94\*

403,498.88\*

950,694.82\*

950,694.82\*

551,082.93\*

403,498.88\*

954,010.85\*

954,010.85\*

590,713.26\*

436,541.61\*

1,027,254.87\*




# Pledge Security Listing

March 31, 2016



ID	CUSIP	Description	Safetkeeping Location	Safetkeeping Receipt	Compon	Maturity Date	Call Date	Moody	S&P	Fitch	FASB115	Face Amount	Current Par	Current Book Value	Market Value	Gain(Loss)
13116-Galveston County																
341	3128MMKW2	FHLMC 618308	Frost Bank	0	4.00	05/01/2024		AAA	AA+	AAA	AFS	1,000,000	88,581.17	89,073.34	93,486.86	4,413.52
599	31287LHY1	FG CS1147	Frost Bank	XX	5.50	12/01/2031		AAA	AA+	AAA	HTM	1,000,000	11,091.90	11,072.36	11,036.44	(35.92)
623	3621ZYWS8	GN 547957	Frost Bank	XX	6.00	11/15/2031		AAA	AA+	AAA	AFS	1,000,000	59,471.52	59,388.15	66,460.16	7,072.01
637	31287MRW2	FG C62301	Frost Bank	XX	5.50	01/01/2032		AAA	AA+	AAA	AFS	1,000,000	38,261.71	38,149.36	39,792.17	1,642.81
662	3137JNH81	FNMA 256855	Frost Bank	XX	5.50	08/01/2027		AAA	AA+	AAA	HTM	1,015,000	44,984.38	44,944.06	49,847.19	4,903.13
667	3128P7FZ1	FG C91084	Frost Bank	XX	5.50	07/01/2027		AAA	AA+	AAA	HTM	1,125,059	135,378.95	135,370.97	149,574.96	14,303.99
668	3128PH5E7	FHLMC 066245	Frost Bank	XX	5.00	10/01/2021		AAA	AA+	AAA	HTM	1,100,000	25,729.25	25,729.66	26,243.83	514.17
												<b>Total for 13116-Galveston County</b>	<b>403,498.88</b>	<b>403,727.90</b>	<b>436,541.61</b>	<b>32,813.71</b>

Although the information in this report has been obtained from sources believed to be reliable, its accuracy cannot be guaranteed.





EL CAMPO, TX

## Pledge Security Listing

March 31, 2016



A Division of Hilltop Securities.

ID	CUSTP	Description	Safekeeping Location	Safekeeping Receipt	Coupon	Maturity Date	Call Date	Moody	S&P	Fitch	FASB115	Face Amount	Current Par	Current Book Value	Market Value	Gain(Loss)
<b>GALVESTON COUNTY TREASURER</b>																
2429	31412REU7	FNMA 932647	FHLB	x	4.00	03/01/2020		AAA	AA+	AAA	HTM	10,518,927	892,966.54	895,151.00	926,813.34	31,662.34
2441	31417YPQ4	FNMA MA0430	FHLB	x	4.00	06/01/2020		AAA	AA+	AAA	HTM	4,709,988	592,497.84	594,006.47	615,998.19	21,991.72
2466	31294MCF6	FHLMC E02770	FHLB	x	3.00	11/01/2025		AAA	AA+	AAA	HTM	25,000,000	6,668,803.50	6,678,004.97	6,957,979.49	279,974.52
2467	31294MCF6	FHLMC E02770	FHLB	x	3.00	11/01/2025		AAA	AA+	AAA	HTM	25,000,000	6,668,803.50	6,672,314.32	6,957,979.49	285,665.17
2468	31417YUB1	FNMA MA0577	FHLB	x	3.50	11/01/2020		AAA	AA+	AAA	HTM	56,155,537	9,408,296.98	9,449,918.79	9,736,108.30	286,189.51
2476	31416OC21	FNMA AB2496	FHLB	x	3.50	03/01/2021		AAA	AA+	AAA	HTM	730,319	162,470.01	163,064.86	168,405.06	5,340.20
2486	31416Y4Y1	FNMA AB3538	FHLB	x	3.00	09/01/2021		AAA	AA+	AAA	HTM	100,000,000	25,920,841.00	26,128,078.14	26,689,059.03	560,980.89
2519	31418AB31	FNMA MA0957	FHLB	x	3.00	01/01/2022		AAA	AA+	AAA	HTM	24,548,494	7,767,652.64	7,845,427.03	8,003,693.42	158,266.39
3541	31417DY49	FNMA AB7030	FHLB		2.00	11/01/2027		AAA	AA+	AAA	HTM	39,632,407	27,101,125.06	27,454,509.73	27,112,981.80	(341,527.93)
3544	31417DRU9	FNMA AB6798	FHLB		2.00	11/01/2027		AAA	AA+	AAA	HTM	50,060,360	33,712,918.67	34,155,391.22	33,727,668.07	(427,723.15)
3546	31410LKN1	FNMA 890501	FHLB		2.00	11/01/2027		AAA	AA+	AAA	HTM	22,500,000	15,254,261.55	15,465,933.60	15,260,935.29	(204,998.31)
3608	3128MDNB5	FHLMC G14686	FHLB		2.00	03/01/2028		AAA	AA+	AAA	HTM	72,530,991	51,550,658.41	51,895,782.85	51,521,660.65	(374,122.20)
3660	31307BBG4	FHLMC J22739	FHLB		2.50	03/01/2028		AAA	AA+	AAA	HTM	11,250,000	7,673,682.38	7,673,682.38	7,861,399.83	187,717.46
4214	3138EPD27	FNMA AL6420	FHLB		2.00	01/01/2030		AAA	AA+	AAA	HTM	43,500,000	38,249,624.82	38,713,053.23	38,254,406.02	(458,647.22)
4259	3138WFALO	FNMA AS5410	FHLB		2.50	07/01/2030		AAA	AA+	AAA	HTM	52,501,812	48,657,889.74	48,916,414.62	49,767,897.84	851,483.22
4304	3128MMT86	FHLMC G18574	FHLB		2.50	11/01/2030		AAA	AA+	AAA	HTM	10,000,000	9,715,940.40	9,821,780.48	9,941,471.67	119,691.18
<b>Total for GALVESTON COUNTY TREASURER</b>												<b>548,638,835</b>	<b>289,998,433.04</b>	<b>292,522,513.69</b>	<b>293,504,457.49</b>	<b>981,943.79</b>

Deposits:  
181,220,827.53



Inventory | Pledge Entity | v1.2

Although the information in this report has been obtained from sources believed to be reliable, its accuracy cannot be guaranteed.