

GALVESTON COUNTY, TEXAS

PROPOSED BUDGET



Fiscal Year 2023

GALVESTON COUNTY
 FY 2022-23 PROPOSED ANNUAL BUDGET

This budget will raise more revenue from property taxes than last year's budget by an amount of \$3,110,418, which is a 2.1158 percent increase from last year's budget, and of that amount, \$1,425,280 is tax revenue to be raised from new property added to the tax roll this year.

Property Tax Rate Comparison

<u>Property Tax Rate</u>	<u>FY 2022</u>	<u>FY 2023</u>
General Fund	\$ 0.331520	\$ 0.298778
Road & Bridge Fund	\$ 0.009868	\$ 0.007279
Mosquito Control Fund	\$ 0.001210	\$ 0.003686
Total Maintenance & Operating Tax Rate	\$ 0.342598	\$ 0.309743
Flood Control Fund	\$ 0.009560	\$ 0.008443
Tax Rate Before Debt Service	\$ 0.352158	\$ 0.318186
Debt Service Fund	\$ 0.072342	\$ 0.057851
Total Property Tax Rate	\$ 0.424500	\$ 0.376037
No New Revenue Rate	\$ 0.424540	\$ 0.376037
No New Revenue M & O Tax Rate	\$ 0.352440	\$ 0.311376
Voter Approval Rate	\$ 0.454784	\$ 0.402365

The debt obligation for Galveston County secured by property taxes:

\$ 190,346,661

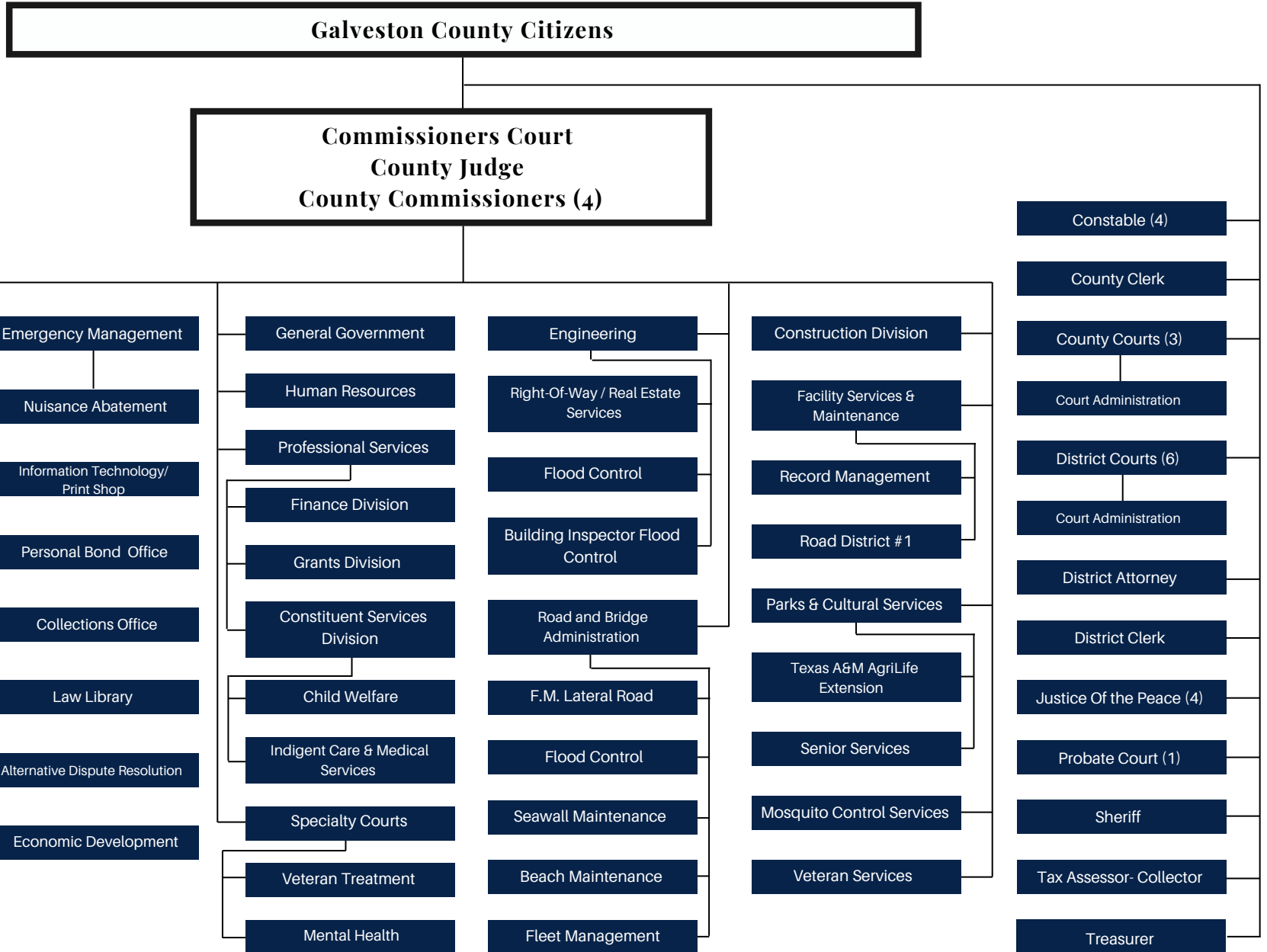
Table of Contents

Table of Contents	001
Organizational Chart	003
Elected Officials	005
Non - Elected Officials	007
Acknowledgements	009
Budget Calendar	011
Transmittal Letter	015
Final Statement of Estimated Available Resources	017
Department Budget History and Budget (Expenditures) with FY-T-D Actuals	083
Tentative Budget Contracts	439
Tentative Budget Capitalized Equipment	546
Tentative Budget Non – Capitalized Equipment	560
Tentative Budget Projects	596
Tentative Budget Vehicles	599
Position Personnel Budgeting	611
Salaries & Allowances for Elected Officials	759
Notice of Public Hearing	760



This page is intentionally left blank.

Galveston County Organizational Chart





This page is intentionally left blank.

Elected Officials

COUNTY JUDGE

Mark A. Henry

COUNTY COMMISSIONER PRECINCT 1

Darrell Apffel

COUNTY COMMISSIONER PRECINCT 2

Joe Giusti

COUNTY COMMISSIONER PRECINCT 3

Stephen D. Holmes

COUNTY COMMISSIONER PRECINCT 4

Robin Armstrong

COUNTY TREASURER

Kevin C. Walsh

DISTRICT ATTORNEY

Jack D. Roady

COUNTY TAX ASSESSOR-COLLECTOR

Cheryl E. Johnson

PROBATE COURT JUDGE

Kimberly A. Sullivan

COUNTY COURT 1

John H. Grady

COUNTY COURT 2

Kerri M. Foley

COUNTY COURT 3

Jack D. Ewing

JUSTICE OF THE PEACE PRECINCT 1

Gregory L. Rikard

JUSTICE OF THE PEACE PRECINCT 2

Patrick Gurski

JUSTICE OF THE PEACE PRECINCT 3

Billy A. Williams Jr.

JUSTICE OF THE PEACE PRECINCT 4

Kathleen M. McCumber

COUNTY CLERK

Dwight D. Sullivan

COUNTY SHERIFF

Henry Trochesset

DISTRICT CLERK

John Kinard

10TH DISTRICT JUDGE

Kerry L. Neves

56TH DISTRICT JUDGE

Lonnie Cox

122ND DISTRICT JUDGE

John A. Ellisor Jr.

212TH DISTRICT JUDGE

Patricia V. Grady

306TH DISTRICT JUDGE

Anne B. Darring

405TH DISTRICT JUDGE

Jared S. Robinson

CONSTABLE PRECINCT 1

Rick Sharp

CONSTABLE PRECINCT 2

James P. Fullen

CONSTABLE PRECINCT 3

Derreck W. Rose

CONSTABLE PRECINCT 4

Justin West



This page is intentionally left blank.

Non-Elected Officials

CHIEF FINANCIAL OFFICER

Sergio Cruz

COUNTY PURCHASING AGENT

Rufus G. Crowder

DIRECTOR OF HUMAN RESOURCES

Arnel R. Wetzel, Jr.

DIRECTOR OF PARKS & CULTURAL SERVICES

Julie W. Diaz

VETERAN'S SERVICE OFFICER

Jeffrey W. Gottlob

DIRECTOR OF FACILITIES MGMT

William F. Riordan III

DIRECTOR OF JUVENILE JUSTICE

Glen R. Watson

DIRECTOR OF PERSONAL BOND/COLLECTIONS

Aaron F. Johnson

COUNTY AUDITOR

Paul R. Rice

DIRECTOR OF EMERGENCY MANAGEMENT

Scott N. Tafuri

ROAD ADMINISTRATOR

Ronald Lee Crowder Jr.

CHIEF INFORMATION OFFICER

Misty H. Witmer

COUNTY ENGINEER

Michael C. Shannon

MOSQUITO CONTROL MANAGER

John G. Marshall Jr.

DIRECTOR OF ECONOMIC DEVELOPMENT

Dane B. Carlson

GAMEROOM/NUISANCE ABATEMENT

Garret M. Foskit



This page is intentionally left blank.

Acknowledgments

A special thanks is due to those who assisted with the development and preparation of the budget and this document.

FINANCE & ADMINISTRATION

Diana Huallpa

Christian Monterrubio

Rodolfo Gomez

Karla Gutierrez

COUNTY JUDGE'S OFFICE

Tyler Drummond

Dianna Martinez-Garza

Linda B. Liechty

COUNTY AUDITOR

Madeline E. Walker

Lauren S. Swift

Guadalupe D. Hinojosa



This page is intentionally left blank.



FY 2023 Budget Calendar

FY 2022 Action Dates for Fiscal Year 2023 Budget

Budget Calendar	Department(s) Responsible	Event
Monday, January 24, 2022	County Judge/Budget Office	Develop Proposed Budget Schedule
Monday, February 28, 2022	Budget Office/IT	Develop Base Budgets & Personnel Budget (OneSolution)
Friday, March 4, 2022	County Judge/Budget Office	Develop budget letter to departments
Friday, March 4, 2022	Budget Office	Provide Proposed Budget Schedule to the Judge, Judge's Office and Commissioners Court/Staff
Friday, March 11, 2022	Budget Office	Notify departments that the FY 2023 Budget Information is available
Monday, March 14, 2022	All Department(s)	OneSolution Open for Budget Entry
Monday, May 3, 2022	Budget Office/IT	Meet to Review Entry of Budget
Monday, May 3, 2022	Budget Office/Engineer	Meet to Review Capital Budget Funding
Friday, April 5, 2022	All Department(s)	OneSolution Closed for Budget Entry - Entry of budgets in OneSolution must be completed, budget requests & forms submitted to Budget Office
Friday, April 5, 2022	All Department(s)	Deadline to submit Personnel Action Requests (PAR) Forms for Positions to Budget Office
Friday, April 29, 2022	Budget Office	Update system to calculate TCDRS, Health Benefits, Alternate Plan, Medicare and Unemployment Benefits
Tuesday, May 4, 2022	Budget Office	List of vehicles requested sent to Fleet Director & Budget Officer
Monday, May 9 - Friday June 3, 2022	All Department(s)	Meet with individual departments to discuss Requested Budgets
Friday, May 6, 2022	Auditor's Office	Initial Revenue Projection Due
Tuesday, May 24, 2022	Budget Office/County Legal	Budget Office drafts Residence Homestead Exemptions & Split Payment of Ad Valorem Taxes Resolutions (Budget Office must compute exemptions spreadsheet for attachment to resolution) June CC Meetings -14th and 28th
Monday, June 13, 2022	Commissioners Court	Approve Residence Homestead Exemptions & Split Payment of Ad Valorem Taxes Resolutions
Friday, July 22, 2022	Budget Office/Auditor's Office	Provide Tax Office: Debt Report, TIRZ, Payment Info, Indigent Defense Compensation Expense & Criminal Justice Mandate
Monday, July 25, 2022	Galveston Central Appraisal District	Deadline for Chief Appraiser/Galveston Central Appraisal District to certify appraisal roll
Monday, July 25, 2022	Tax Office	Receive Certified Tax Roll file from Galveston Central Appraisal District
Tuesday, July 26, 2022	Commissioners Court	Schedule Budget Workshops as needed



Budget Calendar	Department(s) Responsible	Event
Wednesday, July 27, 2022	Tax Office/Auditor's Office	Tax Office notifies Auditor's Office of the Effective Tax Rate Calculations. Calculations verified by Auditor's Office
Monday, August 1, 2022	Auditor's Office	Update revenue projections
Monday, August 1, 2022	Tax Office/Budget Office	Tax Office provides audited Effective Tax Rate Calculations to Budget Office
Monday, August 8, 2022	Budget Office	Budget Workshop
Thursday, August 11, 2022	Commissioners Court	Commissioners propose tax rate and provide proposed rate with listing of how officials voted to Tax Office for entry into GCAD TNT database
Friday, August 12, 2022	Commissioners Court	Commissioners Court review of Preliminary Salary Letter to Elected Officials and Create
Friday, August 12, 2022	Auditor's Office	Final Revenue projections and financial schedules due from Auditor's Office
Tuesday, August 16, 2022	Budget Office	Budget Workshop
Thursday, August 18, 2022	Budget Office	Budget Workshop
Monday, August 22, 2022	Budget Office	Budget Workshop
Friday, August 26, 2022	Budget Office	Deliver Final Salary Letter to Elected Officials [LGC§152.013(c) Before filing the annual budget with the county clerk, the commissioners court shall give written notice to each elected county and precinct officer of the officer's salary and personal expenses to be included in the budget.] Must allow time for response before it appears in paper
Friday, August 26, 2022	Budget Office/Paper of Record for Galveston County	Budget Office sends Notice of Elected Officials Salaries to the Paper of Record for Galveston County for Wednesday publication [LGC §152.013 (b), notice of salaries, expenses, etc. must be published at least 10 days before the meeting setting the salaries]
Friday, August 26, 2022	Budget Office/Paper of Record for Galveston County	Budget Office sends Notice of Public Hearing to the Paper of Record for Galveston County
Friday, September 2, 2022	Budget Office	Budget Workshop
Tuesday, September 6, 2022	Tax Office/Budget Office	Tax Office prepares proper notice and submits to Budget Office for approval for publication; releases to newspaper for publication at least eight days before meeting and submits to IT for publication on County website at least seven days before meeting
Tuesday, September 6, 2022	Budget Office	Budget Workshop
Wednesday, September 7, 2022	Budget Office	Budget Office sends Notice to public Hearing to the paper of record for Galveston County



Budget Calendar	Department(s) Responsible	Event
Friday, September 9, 2022	Budget Office	Compile Tentative Budget Document
Monday, September 12, 2022	Budget Office	File FY 2023 Tentative Budget with County Clerk and County Auditor, and post on County Website (LGC 111.066, 111.037)
Friday, September 16, 2022	County Judge/Budget Office	County Judge's Office to post 72 hr. meeting notice for September 7, 2022
Monday, September 19, 2022	Commissioners Court	Commissioners Court Meeting Agenda Items: * Adoption of the 2022 Tax Rate * Budget Hearing on the FY 2023 Budget * Adoption of the FY 2023 Budget * (LGC 111.0385, 111.039 as modified in 2007 by HB 3195 - Tax Rate & Budget Adoption can be on the same date) If the budget is not adopted must publish a notice at least 10 but no more than 30 days prior to budget hearing and file the proposed budget again within 10 days of the hearing
Monday, September 26, 2022	Budget Office	Post Adopted FY 2023 Budget to County website
Monday, September 26, 2022	Budget Office	Final FY 2023 Budget due to County Clerk & County Auditor
Friday, September 30, 2022	Commissioners Court	Last Date to Adopt FY 2023 Budget & 2022 Tax Rate



This page is intentionally left blank.



September 12, 2022

Honorable Commissioners' Court
Galveston County, Texas

I am pleased to present for your review and consideration the Galveston County Proposed Budget for Fiscal Year 2023. This budget document presents detailed information about the proposed county operations and maintains the Galveston County's pledge to fulfill the needs of its residents.

The proposed budget was developed based on the FY 2023 No New Revenue Tax Rate of \$0.376037 (per \$100 of valuation). The total tax rate of \$0.376037 is comprised of the General Fund tax rate of \$0.298777, a Road & Bridge tax rate of \$0.007279, a Mosquito Control Fund tax rate of \$0.003686, a Flood Control Fund tax rate of \$0.008444 and the Debt Service tax rate of \$0.057851. The total property tax levy for the FY 2023 budget is \$150.12 million, of which \$127.04 million is for maintenance and operations, and \$23.08 million is for debt service. This is an increase of \$3.11 million, or 2.12%, over FY 2022's total tax revenue of \$147.01 million.

The County's largest operating budget is General Fund. The fiscal year 2023 proposed General Fund budget is \$191.65 million, which includes estimated property tax revenue of \$121.75 million and \$27.17 million of other revenues. The combined budget for all funds is \$282.87 million, including \$22.04 million for Special Revenue Funds, \$28.99 million for Debt Service Fund and \$25.83 million for Internal Service Funds. The General and Related Funds fund balance is projected to total \$78.76 million or 38.24% of the Proposed 2023 General and Related Funds Budget of \$205.96 million. Fund Balance reserves will be above the County's established fund balance policy of 30% fund balance policy requirement.

Budget Highlights

Commissioners Court authorized a 4% Cost of Living Adjustment for all County employees at a total cost of \$3.70 million. Commissioners Court also approved 1.5% of each department's salary budget to be utilized for employee Merit Pay adjustments up to 3% per employee, at a total cost



of \$1.19 million. The Pay Plan for the Sheriff's Office and District Attorney's Office have been adjusted to provide better competitive pay for Sheriff's Deputies and Assistant District Attorneys.

Health insurance premiums were increased to keep pace with the ever-increasing cost of health insurance coverage. The Employer portion premium was increased from \$680 in FY 2022 to \$795 in FY 2023 at an estimated cost of \$1.57 million.

Personnel Changes included in the FY 2023 budget comprise of the following: 3 – New Positions (\$156,003), 6 – Position Regrades (\$481), 5 – Position Reclassifications (\$139,255), 1 – Position Type Change from Part-Time to Full-Time (\$18,262) and 2 – Position Title Change Only (\$0).

This budget reflects the careful planning being used over the years that has helped Galveston County remain in a strong financial position during these challenging times and continues to move Galveston County forward. As the County's Chief Financial Officer, I am proud of our efforts to enhance the quality and integrity of the County's financial information. I appreciate the hard work and dedication of our Commissioners' Court members, County Elected Officials and Department Heads for their collaboration and thoughtful input through the preparation of the FY 2023 Budget. As we all look forward to the coming year, the Department of Professional Services will continue its efforts to provide support to all county departments in an efficient and effective manner.

A copy of the proposed budget has been filed in the County Clerk's office and the County Auditor's office. Additionally, the proposed budget is available for viewing by interested citizens on the County's internet website at www.galvestoncountytexas.gov.

Respectfully,

A handwritten signature in black ink that reads "Sergio Cruz". The signature is written in a cursive, flowing style.

Sergio Cruz
Chief Financial Officer
Galveston County, Texas

GALVESTON COUNTY



Office of County Auditor

Randall Rice CPA CISA CIO, County Auditor
Madeline Walker CPA CFE, First Assistant County Auditor

P.O. Box 1418, Galveston, Texas 77553

(409) 770-5304

722 Moody Ave 4th Floor, Galveston, TX 77550

August 8, 2022

Honorable Members of Commissioners Court
Galveston County, Texas

Final Statement of Estimated Available Resources Fiscal Year 2023

In accordance with Texas Local Government Code (LGC) §111.063, Subchapter C, the County Auditor has prepared a “Final Statement of Estimated Available Resources” to be used by Commissioners Court and the County Budget Officer in developing the Fiscal Year 2023 Appropriations Budget for Galveston County. Available resources include the estimated fund balance at the beginning of the new fiscal year plus estimated revenues and transfers-in for the upcoming fiscal year.

Per Local Government Code 111.063 (b), the County Auditor is to provide a complete financial statement to the Budget Officer for inclusion in the Budget. The financial statement must show:

- 1) the outstanding obligations of the county
- 2) the cash on hand to the credit of each fund
- 3) funds received from all sources during the preceding year
- 4) the funds and revenue estimated by the auditor to be received from all sources during the preceding fiscal year
- 5) the funds and revenue estimated by the auditor to be received during the ensuing year; and
- 6) a statement of all accounts and contracts on which sums are due to or owed by the county as of the last day of the preceding fiscal year, except for taxes or court costs.

The July 31, 2022 of Galveston County Monthly Financial Report required by Local Government Code §114.023 and §114.025 is presented in the Financial Transparency Pages of the County Website under Financial Reports – Monthly Reports.

For the “Final Statement of Estimated Available Resources,” the September 30, 2021 fund balance amounts as shown use the audited year end balances from the Annual Comprehensive Financial Report (Annual Report). All other amounts used in the preparation and reports are unaudited and subject to revision. Changes that might occur are not anticipated to materially affect any estimate.

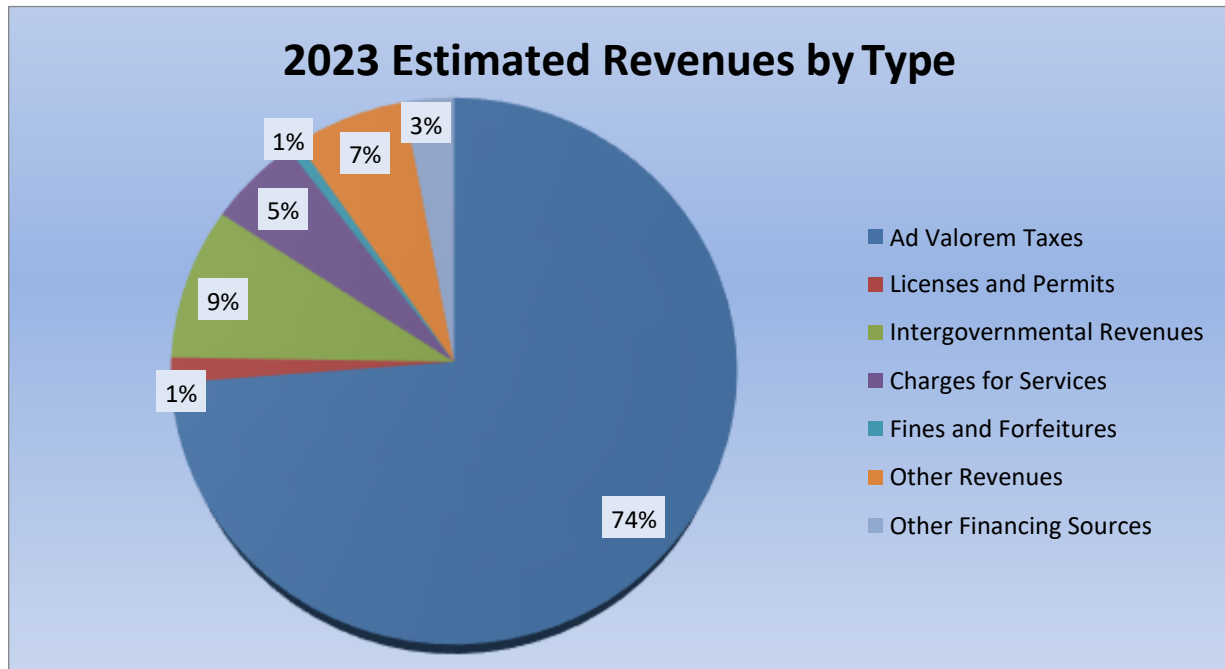
Graphs selected from the Financial Trend Monitoring Report are made a part of this presentation. The amounts used in the trend reports for the period 2012-2021 are from the Annual Report for those periods. Amounts in the trend analysis for 2022 and 2023 are estimates.

In order to prepare a forecast that is reasonably accurate, involvement and input from county departments, including the Budget Officer, and information received from other sources such as the Galveston County Central Appraisal District (GCCAD) and the Galveston County Tax Assessor/Collector, is sought and highly valued in validating the available resources process.

ALL OPERATING FUNDS – SUMMARY OF REVENUES

The following table represents revenues by source for all governmental funds (i.e., General and Related Funds, Special Revenue Funds, Capital Project Funds, and Debt Service Fund.) Debt financings are included.

<u>All Funds</u>	Revenues by Type - Summary All Governmental Funds				% Change 2022 Adopted vs 2023 Projected
	2021 Actual	2022 Adopted	2022 Est Actual	2023 Projected	Projected
Ad Valorem Taxes	\$ 155,824,224	\$ 151,051,948	\$ 155,692,894	\$ 153,322,949	1.5%
Licenses and Permits	3,233,821	2,266,398	2,595,500	3,106,800	37.1%
Intergovernmental Revenues	16,172,324	26,756,217	35,100,809	18,740,632	-30.0%
Charges for Services	12,197,031	8,569,603	10,558,632	11,344,785	32.4%
Fines and Forfeitures	1,390,829	1,236,394	1,556,935	1,428,900	15.6%
Other Revenues	15,360,887	11,765,860	16,834,054	13,764,429	17.0%
Other Financing Sources	7,434,175	9,257,146	11,836,653	6,145,000	-33.6%
	<u>\$ 211,613,291</u>	<u>\$ 210,903,564</u>	<u>\$ 234,175,477</u>	<u>\$ 207,853,495</u>	-1.4%



In an effort to streamline the manner in which this information was compiled and reduce the amount of time and effort required by the departments, an initial analysis was performed of all revenues, which included an examination of the statutory requirements, and an analysis of trends and assumptions relative to the County's revenues and expenditures for the period 2012-2021, using audited results, estimated results for 2022, and proposed revenue projections for 2023. The final result was then tested as to reasonableness and accuracy of the estimates.

The financial trends included in this report are listed below. Using the ten-year range and including the 2022 estimates and 2023 proposed revenues provides a much broader look at the County's ability to maintain existing service levels and meet demands of a growing population.

Trend analysis for the ten years of data and associated graphs presented include:

- Revenue per Capita
- Property Tax Revenue per Capita
- Debt Outstanding per Capita
- Tax Assessment and Rate Information
- Population and Growth Indicators

Source of Data

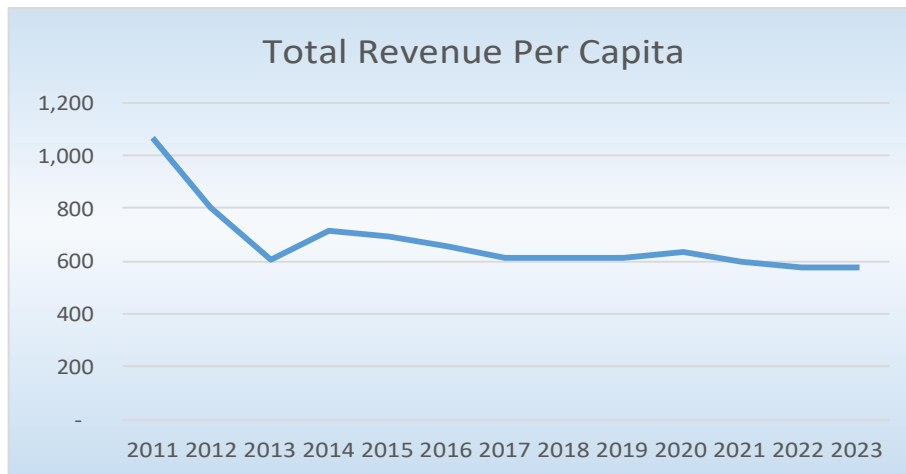
Most of the data in the graphs is from the Annual Comprehensive Financial Report (the "Annual Report"). In some instances, the data is presented from an original source - e.g., population sizes are published by the U.S. Census Bureau.

For More Information Contact

Galveston County Auditor's Office, 722 Moody (21st Street), 4th Floor, Galveston, Texas 77550, 409-770-5301.

**GALVESTON COUNTY, TEXAS
RATIO OF TOTAL REVENUE TO POPULATION**

	Population	Total Revenues (in thousands)	Revenue/ Population
2011	292,607	311,687	1,065
2012	295,747	237,139	802
2013	300,484	181,871	605
2014	308,448	220,292	714
2015	314,198	218,569	696
2016	322,225	210,550	653
2017	329,341	202,962	616
2018	335,036	204,629	611
2019	337,890	208,294	616
2020	342,139	216,268	632
2021	350,701	210,982	602
2022	355,111	205,850	580
2023	359,372	207,854	578



Indicators

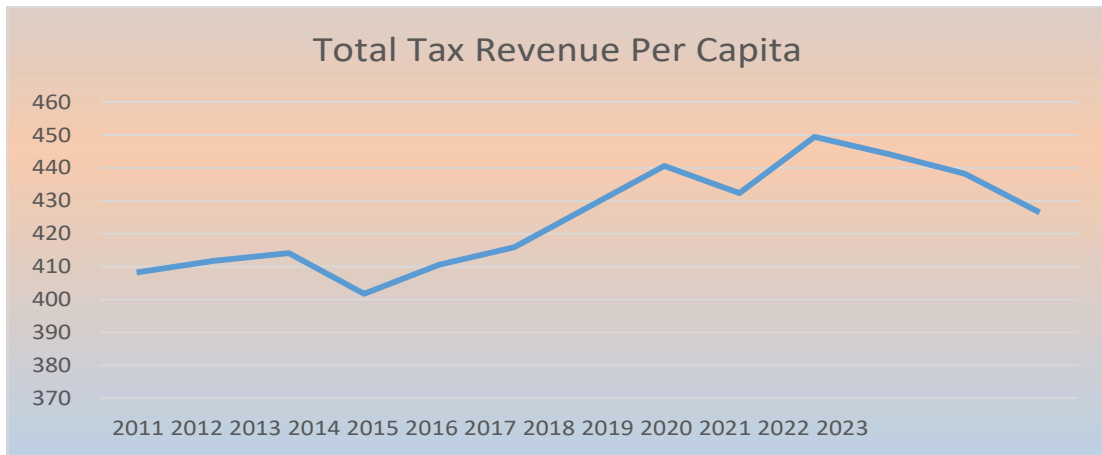
- As County population increases, the need for County-provided services is also expected to rise.
- An increasing ratio would indicate that a greater demand for services is being placed on the County.
- A decreasing ratio could indicate the County may have difficulty managing existing service levels unless new revenue sources are identified or expenditures are decreased proportionately.

Analysis

- The downward slope of the trend line from fiscal year 2011 through fiscal year 2013 reflects the funding received after Hurricane Ike and subsequent years of lower revenues after grant funding.
- In recent years the trend line has stabilized, raising only slightly due to an increase in population and demand for services.

**GALVESTON COUNTY, TEXAS
RATIO OF PROPERTY TAX REVENUES TO POPULATION**

	Population	Property Tax Revenues (in thousands)	Property Tax Revenue/Population
2011	292,607	119,442	408
2012	295,747	121,711	412
2013	300,484	124,352	414
2014	308,448	123,944	402
2015	314,198	128,927	410
2016	322,225	133,954	416
2017	329,341	141,092	428
2018	335,036	147,646	441
2019	337,890	145,968	432
2020	342,139	153,763	449
2021	350,701	155,824	444
2022	355,111	155,693	438
2023	359,372	153,324	427



Indicators

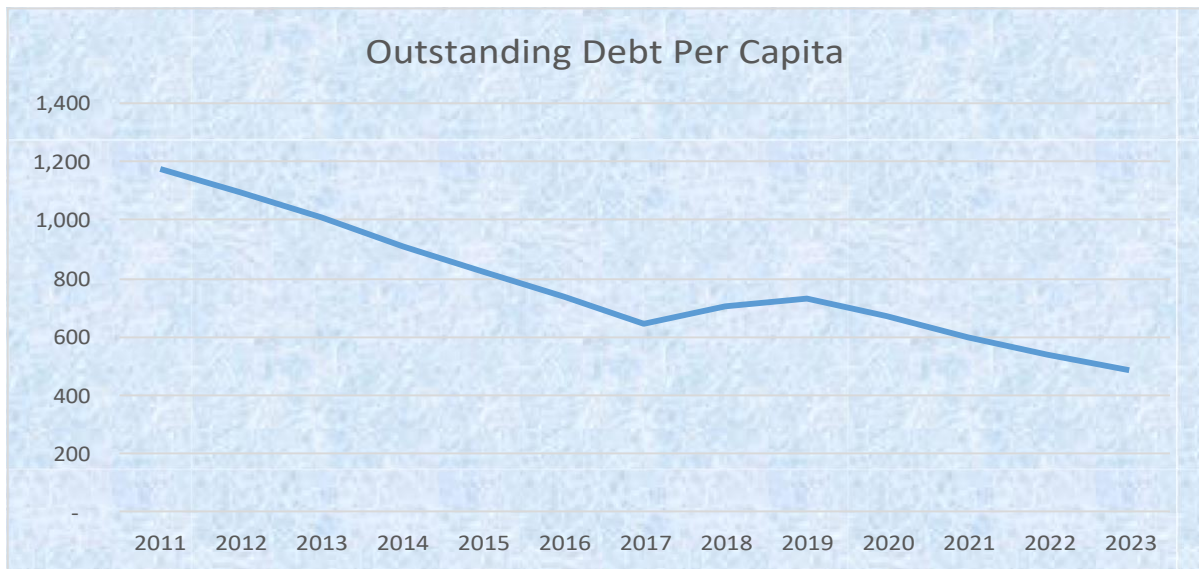
- Property tax revenues are determined by two factors:
 - 1) Assessed value, as determined by the Galveston Central Appraisal District
 - 2) Tax rate, set by the County Commissioners Court
- Declines in property tax revenues may be caused by a downturn in the real estate market, an abrupt loss of value due to a natural disaster or the County's lowering of the tax rate to benefit property owners.

Analysis

- Following Hurricane Ike in 2009, property tax revenues consistently increased, except for one slight decrease in fiscal year 2014 and fiscal year 2019 due to a decrease in the tax rate.
- The County's real estate market remains strong, especially with continued rapid growth in the northern part of the County.
- The lower tax rate is the result of the county's continuing action to lower the cost to taxpayers and the result of SB2 and the change in calculating taxes under a no new revenue legislation.

**GALVESTON COUNTY, TEXAS
RATIO OF CAPITAL DEBT OUTSTANDING TO POPULATION**

	Population	Capital Debt Outstanding (in thousands)	Capital Debt Outstanding/ Population
2011	292,607	343,288	1,173
2012	295,747	324,793	1,098
2013	300,484	303,963	1,012
2014	308,448	279,663	907
2015	314,198	259,588	826
2016	322,225	238,628	741
2017	329,341	211,676	643
2018	335,036	235,674	703
2019	337,890	247,914	734
2020	342,139	229,269	670
2021	350,701	210,083	599
2022	355,111	190,347	536
2023	359,372	174,315	485



Indicators

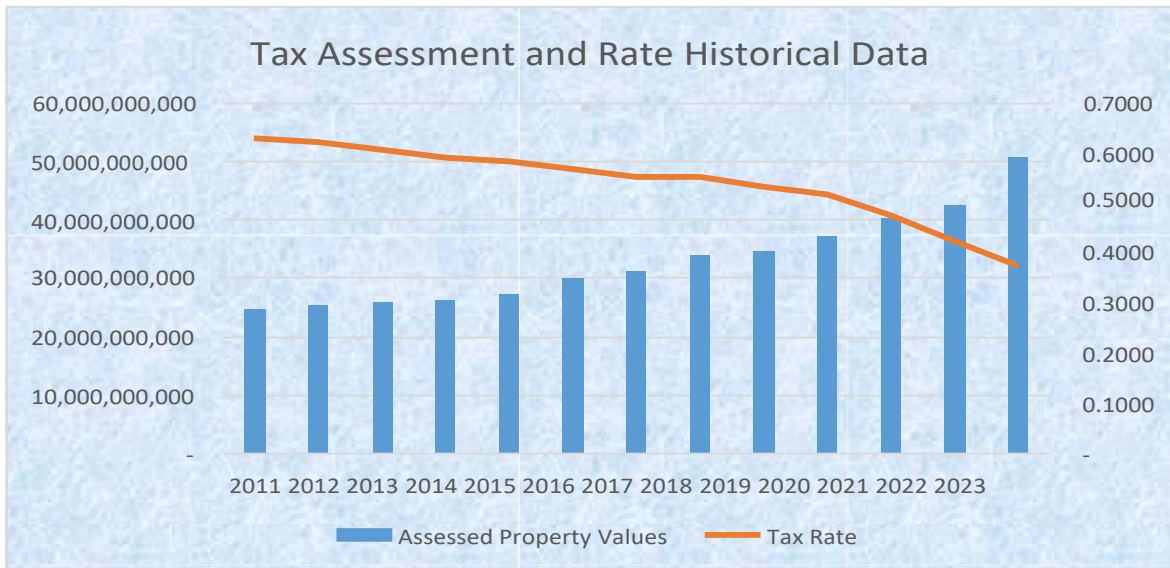
- Long-term debt is typically issued to fund expensive purchases for long-lived assets or capital projects.
- Such financing by local government has a direct impact on its citizens because the government often levies a tax to generate the money with which to repay the debt principal and associated interest costs.

Analysis

- Refunding debt was issued in fiscal year 2018 in order to reduce current debt costs.
- In fiscal years 2018 and 2019 new debt was issued to finance future projects to support the County's growth, following a reduction of debt in fiscal years 2011 - 2017. No new debt was issued in fiscal years 2020 - 2022. No new debt is anticipated to be issued in fiscal year 2023.
- The amount of debt per capita remains relatively low.

**GALVESTON COUNTY, TEXAS
TAX ASSESSMENT AND RATE INFORMATION**

	Assessed Property Values	Tax Rate
2011	24,638,557,000	0.6288
2012	25,245,042,000	0.6218
2013	26,103,585,000	0.6088
2014	26,399,353,000	0.5898
2015	27,297,709,000	0.5848
2016	29,899,714,000	0.5670
2017	31,400,467,000	0.5520
2018	34,017,366,000	0.5519
2019	34,630,149,000	0.5319
2020	37,274,210,000	0.5161
2021	40,135,098,000	0.4759
2022	42,711,705,851	0.4245
2023	50,797,174,498	0.3760



Indicators

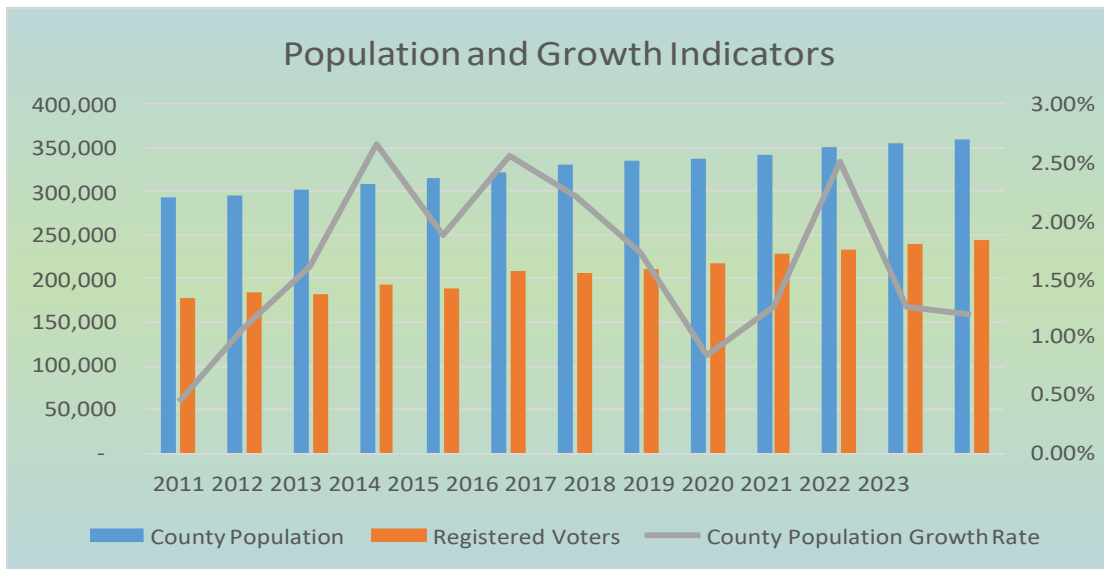
- The tax rate and assessed property value, as adjusted for various functions, are the two components that determine a taxpayer's ad valorem tax expense.
- Tax rates are set by the County's Commissioners Court and assessed property values are determined by the Central Appraisal District annually.

Analysis

- As the population grows and the economy strengthens, property values in the county have increased.
- Over the last 13 years, the County has made a concerted effort to decrease the tax rate each year in an effort to offset the increased expense to taxpayers due to higher property values.

**GALVESTON COUNTY, TEXAS
POPULATION AND GROWTH INDICATORS**

	County Population	Registered Voters	County Population Growth Rate
2011	292,607	177,347	0.45%
2012	295,747	185,379	1.07%
2013	300,484	182,503	1.60%
2014	308,448	193,054	2.65%
2015	314,198	188,134	1.86%
2016	322,225	207,701	2.55%
2017	329,341	206,947	2.21%
2018	335,036	210,700	1.73%
2019	337,890	217,032	0.85%
2020	342,139	228,573	1.26%
2021	350,701	233,972	2.50%
2022	355,111	239,372	1.26%
2023	359,372	244,771	1.20%



Indicators

- An increase in an area's population shows that people want to live in and/or work in that area.
- As population grows, business growth also occurs to support and profit from the needs of that populace.

Analysis

- The County has experienced steady growth over the last twelve years, with an overall population growth of approximately 22.8% from 2011 to 2023.
- Despite Hurricane Harvey in 2017 and the COVID-19 pandemic, the County continues to grow steadily.

FUND BALANCE AND REVENUE PROJECTIONS
Galveston County General and Related Funds

Shown below is a comparative analysis of the FY 2023 proposed available resources with the FY 2022 final estimates for the County's General and Related Funds (1101-1214). Estimated transfers-in are included in Other Financing Sources, but may not be final at the issuance of this report.

General and Related Fund Summary of Available Resources					
	FY 2022 Adopted Estimate of Revenues	FY 2022 Estimated Actuals	FY 2023 Estimate of Resources	FY 2022 Estimated Compared to FY 2022 Adopted	FY 2022 Estimated Actuals Compared to FY 2023 Est'd Revenue
Taxes	117,573,928	121,168,000	121,753,087	3,594,072	585,087
Licenses and Permits	167,868	195,500	206,800	27,632	11,300
Intergovernmental	7,316,143	8,784,526	9,155,820	1,468,383	371,294
Fees and Charges for Services	5,774,952	7,102,192	7,434,485	1,327,240	332,293
Fines and Forfeitures	1,170,754	1,493,935	1,356,900	323,181	(137,035)
Other Revenues	10,629,668	14,794,373	11,628,445	4,164,705	(3,165,928)
Other Financing Sources*	<u>4,948,046</u>	<u>7,363,591</u>	<u>6,015,000</u>	<u>2,415,545</u>	<u>(1,348,591)</u>
Total Revenues & Transfers-In	147,581,358	160,902,117	157,550,537	<u>13,320,759</u>	(3,351,580)
Fund Balance at Prior Year End	<u>82,853,039</u>	<u>82,853,039</u>	<u>78,851,109</u>		
Available Resources	230,434,396	243,755,156	236,401,646		
Est Expenditures w/Transfers**	<u>164,904,047</u>	<u>164,904,047</u>	<u>154,969,196</u>		
End of Year Fund Balance	<u>65,530,349</u>	78,851,109	81,432,450		
* Includes transfers-in					
** Includes Budgeted Reserves					

Revenue Derived by Tax Rate

The primary revenue source is ad valorem taxes, which support several activities, including the General Fund, Road and Bridge Fund, Flood Control District, Debt Service and Mosquito Control.

In the 86th session of the Texas Legislature, Senate Bill 2 brought sweeping changes in the calculation of property tax. Senate Bill 2 required substantial changes, including new tax rate calculations and adjustments. The continuing COVID-19 pandemic, inflation and higher prices, and the possibility of recession all put pressure on the tax rate and the annual budget.

In this presentation, the FY 2023 estimated no new revenue tax rate of \$0.376038 was used to project FY 2023 taxes. This rate is \$0.046462 cents (11.4%) less than the FY 2022 adopted rate of \$0.424500.

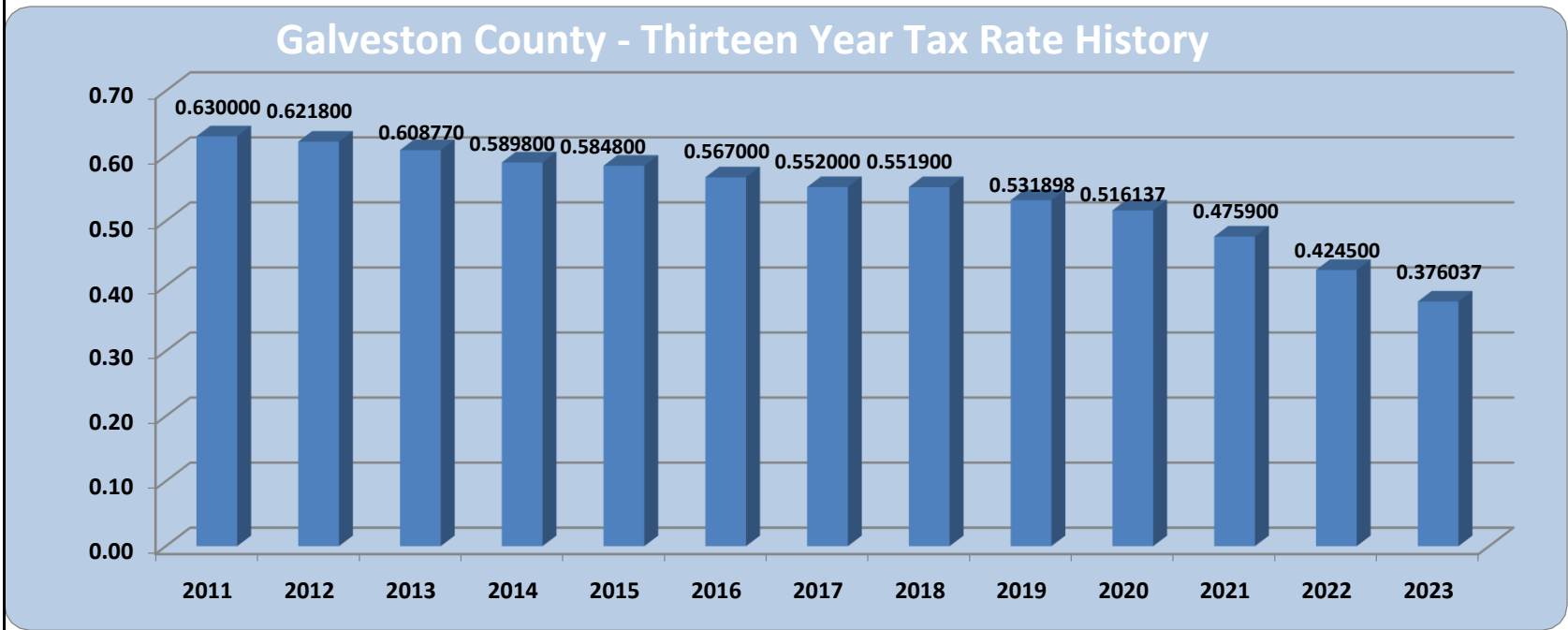
The actual rate will be determined by Commissioners Court. The graph below details how the tax rate has dropped over the past thirteen years, from FY 2011 to FY 2023. The total drop is approximately a 23.27 cent drop/\$100 valuation, or almost 32.4%, in the county property tax rate.

Galveston County, Texas

Estimated Tax Rate for FY 2023 using the NNR tax rate required by SB 2.

Rates for FY 2012 and FY2013 were dropped from the chart due to available space.

Tax Rate By Fund - Comparative Analysis	Tax Rate FY 2011	Tax Rate FY 2012	Tax Rate FY 2013	Tax Rate FY 2014	Tax Rate FY 2015	Tax Rate FY 2016	Tax Rate FY 2017	Tax Rate FY 2018	Tax Rate FY 2019	Tax Rate FY 2020	Tax Rate FY 2021	Tax Rate FY 2022	Tax Rate FY 2023	Adopted Tax Rate FY 2023
General Fund	0.512464	0.463544	0.456703	0.457988	0.461378	0.454931	0.454409	0.449275	0.429273	0.387376	0.373000	0.331520	0.298778	
Road and Bridge	0.015100	0.010498	0.015216	0.003800	0.003800	0.005800	0.005800	0.005800	0.010615	0.015180	0.009000	0.009868	0.007279	
Mosquito Control	0.005400	0.006777	0.007500	0.005000	0.004000	0.004000	0.004000	0.004000	0.002000	0.004840	0.004228	0.001210	0.003686	
M&O Rate total	0.532964	0.480819	0.479419	0.466788	0.469178	0.464731	0.464209	0.459075	0.441888	0.407396	0.386228	0.342598	0.309743	
Debt Service	0.085636	0.132126	0.120496	0.116912	0.109666	0.096516	0.082038	0.087072	0.087943	0.097001	0.078900	0.072342	0.057851	
County Rate	0.618600	0.612945	0.599915	0.583700	0.578844	0.561247	0.546247	0.546147	0.529831	0.504396	0.465127	0.414940	0.367594	
Flood Control	0.011400	0.008855	0.008855	0.006100	0.005956	0.005753	0.005753	0.005753	0.002067	0.011741	0.010773	0.009560	0.008443	
Total	0.630000	0.621800	0.608770	0.589800	0.584800	0.567000	0.552000	0.551900	0.531898	0.516137	0.475900	0.424500	0.376037	
Tax Rate Reduced since 2012			0.013030	0.032000	0.037000	0.054800	0.069800	0.069900	0.089902	0.105663	0.145900	0.197300	0.232733	
			2.10%	5.15%	5.95%	8.81%	11.23%	11.24%	14.46%	16.99%	23.46%	32.41%	39.46%	



The collection rate used for estimating tax revenues for FY2023 was 98.5%; the actual rate as calculated under SB 2 for FY 2023 is slightly higher at 99.27% (the lowest rate from the last three years). Per SB2 calculations, the last three years have averaged 99.8% collection; this includes delinquencies. The rate used in this presentation is the same as prior years at 98.5%. In keeping with the change last year, the County is including new improvements and tax ceiling properties. For fiscal year 2023 both of those values of property, which are billed at 100% during the year, will be included at 50% of the total expected collections.

Please note the County Auditor, who is statutorily responsible for estimating revenues, does not determine the Tax Rate; that is the responsibility of Commissioners Court. The rate used in the Tax Calculations and the Tax Model below is the no-new-revenue tax rate for FY2023 (TY2022) established by Senate Bill 2, as amended. The Galveston County Tax Assessor/Collector creates the Tax Rate Calculation Worksheet. The Galveston County Auditor's Office performs a review of the calculations and uses the calculation by the County Tax Assessor/Collector to create the tax models and estimates in this document. The model includes the transfers-in, if applicable, to determine the available resources to be used by Commissioners Court in preparing the FY2023 budget.

**Galveston County, Texas
Tax Rate Model - 2023**

as Certified 07-25-22

<u>Fund Description</u>	<u>FY22 NNR Tax Rate</u>	<u>FY23 NNR Tax Rate</u>	<u>Increase/ (Decrease)</u>	<u>Voter Approval Rate</u>	<u>\$ 0.436464</u>		
General	0.331520	0.298778	(0.032742)			Taxable Values (Galveston County)	
Road & Bridge	0.009868	0.007279	(0.002589)	NNR M&O	\$ 0.309743	TY22 for FY23	\$ 38,060,405,400
Mosquito Control	0.001210	0.003686	0.002476	NNR Debt	0.057851	TY21 for FY22	\$ 33,088,615,727
M & O Rate	0.342598	0.309743	(0.032855)	NNR Flood	0.008443	Incr (Decr)	\$ 4,971,789,673
Debt Service	0.072342	0.057851	(0.014491)	No New Revenue Rate	\$ 0.376037	% change	13.06%
Flood Control	0.009560	0.008443	(0.001117)	Proposed Rate	\$ 0.376037	New Improvements	\$ 769,596,653
Total Tax Rate	0.424500	0.376037	(0.048464)	Proposed below NNR	\$ 0.000000	Tax Ceiling Property	\$ 4,101,993,264
			-11.4%				
2023 Tax Revenues:		General Fund*	Road & Bridge	Mosquito Control	Flood Control	Lateral Rd	Debt Service
FY23 Proposed Tax Rate		<u>\$ 0.298778</u>	<u>\$ 0.007279</u>	<u>\$ 0.003686</u>	<u>\$ 0.008443</u>	<u>\$ -</u>	<u>\$ 0.057851</u>
Adjusted Taxable Value (000)		<u>\$ 38,060,405</u>	<u>\$ 38,060,405</u>	<u>\$ 38,060,405</u>	<u>\$ 42,768,229</u>	<u>\$ 42,768,229</u>	<u>\$ 38,060,405</u>
Est. Taxes Collected		\$ 119,178,831	\$ 2,903,503	\$ 1,470,300	\$ 3,492,607	\$ -	\$ 23,075,925
Other Tax Revenues and PILT		<u>4,572,256</u>	<u>54,200</u>	<u>17,500</u>	<u>18,900</u>	<u>160</u>	<u>529,967</u>
		123,751,087	2,957,703	1,487,800	3,511,507	160	23,605,892
Less TIRZ Reductions		<u>(1,998,000)</u>	<u>-</u>	<u>-</u>	<u>(6,200)</u>	<u>-</u>	<u>-</u>
Total Net Tax Revenues		121,753,087	2,957,703	1,487,800	3,505,307	160	23,605,892
Other Revenues:							
Licenses and Permits		206,800	2,900,000	-	-	-	-
Intergovernmental		9,155,820	409,000	-	1,500	-	5,569,912
Charges for Services		7,434,485	-	-	120,000	-	-
Fines and Forfeitures		1,356,900	-	-	-	-	-
Other Revenue		11,628,445	22,050	2,550	173,200	61,366	691,480
Other Financing Sources (incl. trfrs-in)		<u>6,015,000</u>	<u>-</u>	<u>-</u>	<u>-</u>	<u>-</u>	<u>-</u>
Total Non-Tax Revenues		<u>35,797,450</u>	<u>3,331,050</u>	<u>2,550</u>	<u>294,700</u>	<u>61,366</u>	<u>6,261,392</u>
Total All Revenues		157,550,537	6,288,753	1,490,350	3,800,007	61,526	29,867,284
Estimated Fund Balance at 09-30-22*		<u>78,764,873</u>	<u>3,588,199</u>	<u>882,663</u>	<u>4,468,246</u>	<u>1,291,365</u>	<u>7,906,634</u>
Available Resources for FY 2023		236,315,410	9,876,952	2,373,013	8,268,253	1,352,891	37,773,918
Fund Balance as % of Expenditures		48%	57%	60%	225%	255%	30%

* Includes Gen. Fund and related funds per GASB 54+ reserves.

Total Tax Revenues @ Collection Rate - All Funds Shown \$ 153,309,949

Galveston County, Texas
Comparative Analysis of Tax Rates & Projected Revenues - Tax Year 2021 (FY 2022) to Tax Year 2022 (FY 2023)
FY 23 Estimate as of August 11, 2022

Estimated Tax Computations - Tax Year 2022

Fiscal Years 2022 and 2023:

	Collection Rate:	98.50%	2022 Budgeted Tax	2022 Estimated	2022 Adj. Taxable	2023 Adj. Taxable	2023 Adopted	Proposed 2023	
	Collection per SB2:	99.27%	Revenues	Tax Revenues	Value per SB2	Value per SB2	Tax Rate	Tax Revenues	2023 Senior Freeze
General Fund Tax Rate			\$ 115,181,882	\$ 121,000,000	\$ 33,088,615,727	\$ 38,830,002,053	0.298778	\$ 119,178,831	\$ 9,866,067
Road & Bridge Tax Rate			3,428,589	3,600,000			0.007279	2,903,503	240,363
Mosquito Control Tax Rate			420,247	450,000			0.003686	1,470,300	121,717
Debt Service Tax Rate			<u>24,547,790</u>	<u>26,314,682</u>			<u>0.057851</u>	<u>23,075,925</u>	<u>1,910,311</u>
			143,578,508	151,364,682			0.367594	146,628,559	<u>12,138,457</u>
Flood Control Tax Rate			<u>3,432,255</u>	<u>3,536,040</u>	36,448,981,167	42,768,228,562	<u>0.008443</u>	<u>3,492,607</u>	
			147,010,763	154,900,722			0.376037	150,121,166	

Estimated Tax Computations - Tax Year 2021

Fiscal Years 2021 and 2022:

	Budget Collection Rate:	98.50%	2021 Budgeted Tax	2021 Actual Tax	2021 Adj. Taxable	2022 Adj. Taxable	2022 Adopted	2022 Budgeted Tax	
	Collection per SB2:	99.91%	Revenues	Revenues	Value per SB2	Value per SB2	Tax Rate	Revenues	2022 Senior Freeze
General Fund Tax Rate			\$ 108,231,146	\$ 119,974,594	\$ 29,458,266,856	\$ 33,088,615,727	0.331520	\$ 115,181,882	\$ 9,237,146
Road & Bridge Tax Rate			2,611,476	2,894,829			0.009868	3,428,589	274,952
Mosquito Control Tax Rate			1,226,813	1,359,926			0.001210	420,247	33,714
Debt Service Tax Rate			<u>24,033,861</u>	<u>25,378,004</u>			<u>0.072342</u>	<u>24,547,790</u>	<u>2,015,666</u>
			136,103,296	149,607,353			0.414940	143,578,508	<u>11,561,479</u>
Flood Control Tax Rate			<u>3,427,955</u>	<u>3,523,603</u>	32,978,600,086	36,448,981,167	<u>0.009560</u>	<u>3,432,255</u>	
			139,531,251	153,130,956			0.424500	147,010,763	

Increase (Decrease) From Prior Fiscal Year

	Budgeted Tax				Change in Tax		
	Revenues	Tax Revenues	Growth in Taxable Property	Change in Tax Rate	Revenues		
	2022 vs 2021	2022 vs 2021	2022 vs 2021	2023 vs 2022	2023 vs 2022	2023 vs 2022	
General Fund Tax Rate	\$ 6,950,736	\$ 1,025,406	\$ 3,630,348,871	\$ 5,741,386,326	\$ (0.032742)	\$ 3,996,949	\$ 628,920
Road & Bridge Tax Rate	817,113	705,171			(0.002589)	(525,086)	(34,589)
Mosquito Control Tax Rate	(806,566)	(909,926)			0.002476	1,050,053	88,003
Debt Service Tax Rate	<u>513,929</u>	<u>936,678</u>			<u>(0.014491)</u>	<u>(1,471,865)</u>	<u>(105,355)</u>
	7,475,212	1,757,329			(0.047346)	3,050,051	<u>576,978</u>
Flood Control Tax Rate	<u>4,300</u>	<u>12,438</u>	\$ 3,470,381,081	\$ 6,319,247,395	<u>(0.001117)</u>	<u>60,352</u>	
Totals	7,479,512	1,769,766			(0.048464)	3,110,403	

1 Cent = FY17-\$2,520,435**FY18-\$2,631,457**FY19-\$2,845,235**FY20-2,926,614 **FY21-\$2,976,595**FY22-\$3,463,151

FY23 = \$ 3,992,188

Galveston County, Texas
 Governmental Funds
 Resources Available
 FY22-FY23

Fiscal Year 2022

Fund No.	Fund Name	09/30/21 Available Fund Balance	Revenues Excluding Transfers-In	Transfers-In	Estimated Revenues at 09/30/22	Estimated Expenditures @ 09/30/22	Budgeted Transfers-Out	Estimated Expenditures at 09/30/22	Estimated 9/30/2022 Unassigned Fund Balance
1101	General Fund	\$ 69,220,647	\$ 151,081,344	\$ -	\$ 151,081,344	\$ 144,086,134	\$ 11,656,819	\$ 155,742,953	\$ 64,572,802
1201	County Clerk Archive Fee	1,657,061	643,100	-	643,100	738,936	-	738,936	1,561,226
1202	Juvenile Justice Fund	438,991	125,579	5,000,000	5,125,579	4,481,672	-	4,481,672	1,082,899
1203	Indigent Health Care	5,369,756	24,000	600,000	624,000	1,671,935	-	1,671,935	4,321,822
1204	Beach Maint-Road & Brdg	411,619	284,400	200,000	484,400	535,562	-	535,562	360,456
1205	Probate Judicial Educ	64,620	7,220	-	7,220	5,779	-	5,779	66,060
1206	Child Welfare Fund	31,900	18,055	260,000	278,055	281,768	-	281,768	28,187
1207	Economic Development	231,745	14,240	110,000	124,240	293,479	-	293,479	62,506
1208	Specialty Court Fund	587,576	35,031	482,591	517,622	357,752	-	357,752	747,446
1209	GOMESA Revenue	4,428,364	1,307,000	-	1,307,000	204,059	-	204,059	5,531,305
1210	CCP Chapter 18 Forfeitures	211,604	-	-	-	253,924	-	253,924	(42,320)
1211	Truancy Prev & Diversion	44,677	-	-	-	53,612	-	53,612	(8,935)
1212	County Jury Fund	154,478	161,330	350,000	511,330	282,616	-	282,616	383,192
1213	Justice Court Support Fund	-	83,023	-	83,023	-	-	-	83,023
1214	Language Access Fund	-	15,204	-	15,204	-	-	-	15,204
	Total Genl&Relatd Funds	\$ 82,853,039	\$ 153,799,526	\$ 7,002,591	\$ 160,802,117	\$ 153,247,228	\$ 11,656,819	\$ 164,904,047	\$ 78,764,873
2101	County Rec Mgmt & Presrv	587,611	135,920	-	135,920	60,403	-	60,403	663,129
2102	County Clk Rec Mgmt&Pres	4,394,794	790,850	-	790,850	663,835	-	663,835	4,521,809
2103	Election Services Contract	1,912,913	237,100	3,200,000	3,437,100	3,500,874	-	3,500,874	1,849,139
2105	Distr Clk Chld Supp IV-d	57,935	628	113	741	47	-	47	58,629
2106	Distr Clerk Records Mgmt	306,601	27,575	-	27,575	-	-	-	334,176
2107	Election Code Chapter 19 Fun	11,893	24,048	-	24,048	49,408	-	49,408	(13,468)
2111	Tax A/C Spec Inv Tax Escrow	107,091	17,670	-	17,670	57,490	-	57,490	67,271
2113	County&Distr Court Tech	99,559	6,775	-	6,775	-	-	-	106,334
2121	Donations To Galv Co	18,518	30	-	30	7,762	-	7,762	10,786
2131	DA Forfeitures After 10/89	112,332	32,225	-	32,225	58,463	-	58,463	86,095
2132	DA Check Collection Fees	1,223	-	-	-	-	-	-	1,223
2205	Courthouse Security	69,906	168,115	130,000	298,115	274,002	-	274,002	94,019
2206	Justice Crt Bldg Security	80,609	7,428	-	7,428	-	-	-	88,037

Galveston County, Texas
 Governmental Funds
 Resources Available
 FY22-FY23

Fiscal Year 2022

Fund No.	Fund Name	09/30/21 Available Fund Balance	Revenues Excluding Transfers-In	Transfers-In	Estimated Revenues at 09/30/22	Estimated Expenditures @ 09/30/22	Budgeted Transfers-Out	Estimated Expenditures at 09/30/22	Estimated 9/30/2022 Unassigned Fund Balance
2207	Appellate Judicial	251,913	24,160	-	24,160	15,883	-	15,883	260,190
2209	CCP Chapter 18 Forfeitures	-	6,400	211,604	218,004	-	-	-	218,004
2210	Court Facility Fee Fund	-	46,007	-	46,007	-	-	-	46,007
2211	Law Library	249,689	259,850	-	259,850	207,869	-	207,869	301,670
2212	Alter. Disp Resolution	824,961	161,000	-	161,000	193,359	-	193,359	792,602
2214	Truancy Prev & Diversion	-	27,092	44,677	71,769	-	-	-	71,769
2215	Justice Court Tech	300,882	27,120	-	27,120	-	-	-	328,002
2216	Probate Court Contributions	388,107	80,680	-	80,680	44,632	-	44,632	424,154
2217	Suppl Crt-Intd Guardnshp	161,800	21,300	-	21,300	32,841	-	32,841	150,259
2218	Pretrial Intervention Prog	227,754	350	-	350	-	-	-	228,104
2219	Court Reporters Service	596,758	87,525	-	87,525	14,898	-	14,898	669,385
2240	Sheriff Commissary Fund	2,417,152	956,000	-	956,000	835,383	-	835,383	2,537,769
2242	Sheriff Forfeitures Post-10/89	656,653	14,050	-	14,050	54,744	-	54,744	615,959
2254	Constable Pct 3 Forfeitur	12,896	21	-	21	-	-	-	12,917
2255	Constable Pct 4 Forfeitur	0	-	-	-	-	-	-	0
2260	Emergency Mgmt	424,182	1,250	-	1,250	13,275	-	13,275	612,158
2301	Road and Bridge	3,222,020	6,482,371	628,980	7,111,351	7,014,256	-	7,014,256	3,588,199
2303	FM/Lateral Rd	1,318,544	85,126	-	85,126	112,305	-	112,305	1,291,365
2341	Road District #1	3,058,592	494,700	-	494,700	245,208	-	245,208	3,308,084
2370	Flood Control	3,384,105	3,864,680	-	3,864,680	2,833,475	-	2,833,475	4,468,246
2410	Mosquito Control	1,043,378	487,287	-	487,287	1,418,621	-	1,418,621	882,663
2601	Beach And Parks	3,042,877	851,390	-	851,390	1,422,080	-	1,422,080	2,472,187
2621	Galveston Co Museum	6,523	-	-	-	-	-	-	6,523
3100	County Capital Projects	80,522	152	-	152	7,151	-	7,151	73,523
3101	Capital Replenishment	2,699,980	4,100	200,000	204,100	691,575	-	691,575	2,212,505
4xxx	Debt Service	8,249,976	32,902,521	-	32,902,521	33,245,863	-	33,245,863	7,906,634
		<u>40,380,250</u>	<u>48,333,496</u>	<u>4,415,374</u>	<u>52,748,871</u>	<u>53,075,702</u>	-	<u>53,075,702</u>	<u>41,346,059</u>
	Budgeted Gov'l Funds	<u>\$ 123,233,289</u>	<u>\$ 202,133,022</u>	<u>\$ 11,417,965</u>	<u>\$ 213,550,988</u>	<u>\$ 206,322,929</u>	<u>\$ 11,656,819</u>	<u>\$ 217,979,748</u>	<u>\$ 120,110,932</u>

Galveston County, Texas
 Governmental Funds
 Resources Available
 FY22-FY23

Fiscal Year 2022

Fund No.	Fund Name	09/30/21 Available Fund Balance	Revenues Excluding Transfers-In	Transfers-In	Estimated Revenues at 09/30/22	Estimated Expenditures @ 09/30/22	Budgeted Transfers-Out	Estimated Expenditures at 09/30/22	Estimated 9/30/2022 Unassigned Fund Balance
<u>INTERNAL SERVICE FUNDS</u>									
6123	Employee Benefits	3,610,710	16,376,214	10,000	16,386,214	18,652,659	-	18,652,659	1,344,266
6124	Workers' Compensation Fund	2,979,838	855,720	-	855,720	191,219	-	191,219	3,644,338
6125	Unemployment Insurance Fun	1,229,652	182,660	-	182,660	102,536	-	102,536	1,309,776
6130	Self-Insured Fund	<u>9,642,306</u>	<u>2,684,038</u>	<u>-</u>	<u>2,684,038</u>	<u>2,907,546</u>	<u>-</u>	<u>2,907,546</u>	<u>9,418,798</u>
	Total Internal Service Funds	<u>\$ 17,462,506</u>	<u>\$ 20,098,632</u>	<u>\$ 10,000</u>	<u>\$ 20,108,632</u>	<u>\$ 21,853,959</u>	<u>\$ -</u>	<u>\$ 21,853,959</u>	<u>\$ 15,717,179</u>

Galveston County, Texas
Governmental Funds
Resources Available
FY22-FY23

Tax Levy equals \$ 0.376037

Tax Rate Reduction from 2022 \$ (0.048464)

Fund No.	Fund Name	Fiscal Year 2022	Fiscal Year 2023			
		Estimated 9/30/2022 Unassigned Fund Balance	Tax Levy @ 98.5% Collection plus Other Taxes & TIRZ	Estimated Other Revenues Before Transfers	FY2023 Budgeted Transfers In	Available Resources for 2023 Budget
1101	General Fund	\$ 64,572,802	\$ 121,753,087	\$ 27,172,635	\$ -	\$ 213,498,525
1201	County Clerk Archive Fee	1,561,226	-	704,600	-	2,265,826
1202	Juvenile Justice Fund	1,082,899	-	36,440	4,500,000	5,619,339
1203	Indigent Health Care	4,321,822	-	118,000	600,000	5,039,822
1204	Beach Maint-Road & Brdg	360,456	-	84,000	-	444,456
1205	Probate Judicial Educ	66,060	-	9,160	-	75,220
1206	Child Welfare Fund	28,187	-	18,110	185,000	231,297
1207	Economic Development	62,506	-	14,450	130,000	206,956
1208	Specialty Court Fund	747,446	-	36,500	400,000	1,183,946
1209	GOMESA Revenue	5,531,305	-	1,310,000	-	6,841,305
1210	CCP Chapter 18 Forfeitures	(42,320)	-	-	-	(42,320)
1211	Truancy Prev & Diversion	(8,935)	-	-	-	(8,935)
1212	County Jury Fund	383,192	-	175,584	200,000	758,776
1213	Justice Court Support Fund	83,023	-	87,060	-	170,083
1214	Language Access Fund	15,204	-	15,911	-	31,115
	Total Genl&Relatd Funds	\$ 78,764,873	\$ 121,753,087	\$ 29,782,450	\$ 6,015,000	\$ 236,315,410
2101	County Rec Mgmt & Presrv	663,129	-	144,400	-	807,529
2102	County Clk Rec Mgmt&Pres	4,521,809	-	828,100	-	5,349,909
2103	Election Services Contract	1,849,139	-	565,750	-	2,414,889
2105	Distr Clk Chld Supp IV-d	58,629	-	630	-	59,259
2106	Distr Clerk Records Mgmt	334,176	-	32,325	-	366,501
2107	Election Code Chapter 19 Fun	(13,468)	-	24,097	-	10,629
2111	Tax A/C Spec Inv Tax Escrow	67,271	-	21,325	-	88,596
2113	County&Distr Court Tech	106,334	-	7,550	-	113,884
2121	Donations To Galv Co	10,786	-	60	-	10,846
2131	DA Forfeitures After 10/89	86,095	-	35,450	-	121,545
2132	DA Check Collection Fees	1,223	-	-	-	1,223
2205	Courthouse Security	94,019	-	175,330	130,000	399,349
2206	Justice Crt Bldg Security	88,037	-	7,730	-	95,767
2207	Appellate Judicial	260,190	-	29,300	-	289,490
2209	CCP Chapter 18 Forfeitures	218,004	-	6,800	-	224,804
2210	Court Facility Fee Fund	46,007	-	46,916	-	92,923
2211	Law Library	301,670	-	264,250	-	565,920
2212	Alter. Disp Resolution	792,602	-	165,025	-	957,627
2214	Truancy Prev & Diversion	71,769	-	28,185	-	99,954
2215	Justice Court Tech	328,002	-	28,225	-	356,227
2216	Probate Court Contributions	424,154	-	81,250	-	505,404
2217	Suppl Crt-Intd Guardnshp	150,259	-	23,575	-	173,834
2218	Pretrial Intervention Prog	228,104	-	625	-	228,729
2219	Court Reporters Service	669,385	-	90,700	-	760,085
2240	Sheriff Commissary Fund	2,537,769	-	959,000	-	3,496,769

Galveston County, Texas
 Governmental Funds
 Resources Available
 FY22-FY23

Tax Levy equals \$ 0.376037

Tax Rate Reduction from 2022 \$ (0.048464)

Fund No.	Fund Name	Fiscal Year 2022	Fiscal Year 2023			
		Estimated 9/30/2022 Unassigned Fund Balance	Tax Levy @ 98.5% Collection plus Other Taxes & TIRZ	Estimated Other Revenues Before Transfers	FY2023 Budgeted Transfers In	Available Resources for 2023 Budget
2242	Sheriff Forfeitures Post-10/89	615,959	-	16,875	-	632,834
2254	Constable Pct 3 Forfeitur	12,917	-	35	-	12,952
2255	Constable Pct 4 Forfeitur	0	-	-	-	0
2260	Emergency Mgmt	612,158	-	2,250	-	614,408
2301	Road and Bridge	3,588,199	2,957,703	3,331,050	-	9,876,952
2303	FM/Lateral Rd	1,291,365	160	61,366	-	1,352,891
2341	Road District #1	3,308,084	-	533,500	-	3,841,584
2370	Flood Control	4,468,246	3,505,307	294,700	-	8,268,253
2410	Mosquito Control	882,663	1,487,800	2,550	-	2,373,013
2601	Beach And Parks	2,472,187	-	883,290	-	3,355,477
2621	Galveston Co Museum	6,523	-	-	-	6,523
3100	County Capital Projects	73,523	-	290	-	73,813
3101	Capital Replenishment	2,212,505	-	7,000	-	2,219,505
4xxx	Debt Service	<u>7,906,634</u>	<u>23,605,892</u>	<u>6,261,392</u>	-	<u>37,773,918</u>
		<u>41,346,059</u>	<u>31,556,862</u>	<u>14,960,896</u>	<u>130,000</u>	<u>87,993,816</u>
	Budgeted Gov'l Funds	<u>\$ 120,110,932</u>	<u>\$ 153,309,949</u>	<u>\$ 44,743,346</u>	<u>\$ 6,145,000</u>	<u>\$ 324,309,227</u>
INTERNAL SERVICE FUNDS						
6123	Employee Benefits	1,344,266	-	16,865,800	-	18,210,066
6124	Workers' Compensation Fund	3,644,338	-	860,120	-	4,504,458
6125	Unemployment Insurance Fun	1,309,776	-	168,400	-	1,478,176
6130	Self-Insured Fund	<u>9,418,798</u>	-	<u>3,023,920</u>	-	<u>12,442,718</u>
	Total Internal Service Funds	<u>\$ 15,717,179</u>	<u>\$ -</u>	<u>\$ 20,918,240</u>	<u>\$ -</u>	<u>\$ 36,635,419</u>

Some Special Revenue Funds issue budgets that are not adopted through, and are not under the oversight of, Commissioners Court. They include:

- | | |
|--|--|
| Constable Pct. 3 Forfeitures ¹ | Law Enforcement Continued Education ⁴ |
| Constable Pct. 4 Forfeitures ¹ | Probate Court Contributions ¹ |
| District Attorney Check Collection Fees ¹ | Sheriff's Commissary ⁴ |
| District Attorney Forfeitures after 10/89 | Sheriff's Forfeitures Post-10/89 ¹ |
| Election Services Contract ² | Tax Assessor-Collector Special Inventory Tax Escrow ⁴ |
| Election Code Chapter 19 Fund ⁴ | |

¹"Receive and File" Commissioners Court agenda items only.

²Under the control of the Elections Services Officer.

³Under the control of the Probate Court Judge.

⁴Governed by specific statutes; the county records and reports on their financial activity through its accounting system.

Internal Service Funds operate as funding plans for obligations the Commissioners Court has agreed to provide, such as employee benefits and workers' compensation insurance. For purposes of the financial system the county uses, the Internal Service Funds are also "budgeted" for purposes of tracking and to ensure there is sufficient balance to pay for these services the county has already committed to providing.

ALL OPERATING FUNDS – SUMMARY OF REVENUES

Operating funds include only governmental funds. Governmental funds do not include internal service funds; internal service funds are full-accrual funds and as mentioned above utilize a funding plan. Governmental funds utilize modified-accrual accounting and do have a budget.

Governmental Funds consist of:

General Fund

The General Fund is the chief operating fund of the county. It accounts for all financial resources except those required to be accounted for in another fund. Included in the General Fund are a group of funds referred to as related funds; the relation is established by accounting standards (GASB 54), as the primary funding source of these related funds is a transfer of money from the General Fund. Before GASB 54 these funds were reported separately, so they have been kept separate for management purposes, but for reporting purposes they are combined in the General Fund.

General and Related Funds	2021 Actual	2022 Adopted	2022 Est Actual	2023 Projected	% Change 2022 Adopted vs 2023 Projected
Ad Valorem Taxes	121,771,728	117,573,928	121,168,000	121,753,087	3.55%
Licenses and Permits	254,942	167,868	195,500	206,800	23.19%
Intergovernmental Revenues	8,076,541	7,316,143	8,784,526	9,155,820	25.15%
Fees and Charges for Services	7,886,207	5,774,952	7,102,192	7,434,485	28.74%
Fines and Forfeitures	1,265,929	1,170,754	1,493,935	1,356,900	15.90%
Other Revenues	13,038,513	10,629,668	14,794,373	11,628,445	9.40%
Other Financing Sources*	<u>5,313,081</u>	<u>4,948,046</u>	<u>7,363,591</u>	<u>6,015,000</u>	21.56%
* Includes transfers	<u>\$ 157,606,941</u>	\$ 147,581,358	\$ 160,902,117	\$ 157,550,537	6.76%

Special Revenue Funds

Special Revenue Funds account for revenues legally restricted to being spent for a specific purpose, generally due to statutory requirements. Note Grant Funds (monies received from state or federal agencies; the budget is set by the grantor agency) are not included in the Estimate of Available Resources. The 2023 reduced revenues are due to the pandemic, which affected the judicial operations from which most of the special revenue funds derive their revenue.

Special Revenue Funds	2021 Actual	2022 Adopted	2022 Est Actual	2023 Projected	% Change 2022 Adopted vs 2023 Projected
Ad Valorem Taxes	7,950,233	7,449,337	7,672,000	7,963,969	6.91%
Licenses and Permits	2,978,879	2,098,530	2,400,000	2,900,000	38.19%
Intergovernmental Revenues	528,987	499,382	534,621	514,900	3.11%
Fees and Charges for Services	4,310,824	2,794,651	3,456,440	3,910,300	39.92%
Fines and Forfeitures	124,900	65,640	63,000	72,000	9.69%
Other Revenues	1,482,369	834,067	1,242,862	1,282,014	53.71%
Other Financing Sources*	<u>310,536</u>	<u>4,175,767</u>	<u>4,273,062</u>	<u>130,000</u>	-96.89%
* Includes transfers	<u>\$ 17,686,728</u>	\$ 17,917,374	\$ 19,641,985	\$ 16,773,183	-6.39%

Capital Projects Funds

Capital Project Funds are usually limited to long-term debt financing for projects. Payment of the debt is from taxes levied on property in the county. The large reduction in FY 2022 is due to a change in the way the county funds short-term projects; instead of transferring money from the General Fund to pay for the project, the projects will be funded in the General Fund. The Capital Project Funds includes the ARP Lost Revenue Funds, which are being used to build a new governmental services facility at Road & Bridge.

Capital Project Funds	2021 Actual	2022 Adopted	2022 Est Actual	2023 Projected	% Change 2022 Adopted vs 2023 Projected
Ad Valorem Taxes	-	-	-	-	0.00%
Licenses and Permits	-	-	-	-	0.00%
Intergovernmental Revenues	2,501,569	18,543,749	20,423,515	3,500,000	0.00%
Fees and Charges for Services	-	-	-	-	0.00%
Fines and Forfeitures	-	-	-	-	0.00%
Other Revenues	270,825	90,405	105,339	162,490	79.74%
Other Financing Sources*	<u>1,810,558</u>	<u>133,333</u>	<u>200,000</u>	-	-100.00%
* Includes transfers	<u>\$ 4,582,952</u>	<u>\$ 18,767,487</u>	<u>\$ 20,728,854</u>	<u>\$ 3,662,490</u>	-80.48%

Debt Service Funds

The Debt Service Fund is used to accumulate resources to pay principal and interest costs, and pay fiscal agent fees. Revenues include both taxes and other revenues such as toll-road fees, lease payments, etc.

Debt Service Funds	2021 Actual	2022 Adopted	2022 Est Actual	2023 Projected	% Change 2022 Adopted vs 2023 Projected
Ad Valorem Taxes	26,102,264	26,028,683	26,852,894	23,605,892	-9.31%
Licenses and Permits	-	-	-	-	
Intergovernmental Revenues	5,065,227	396,942	5,358,147	5,569,912	1303.20%
Fees and Charges for Services	-	-	-	-	
Fines and Forfeitures	-	-	-	-	
Other Revenues	569,180	211,720	691,480	691,480	226.60%
Other Financing Sources	-	-	-	-	
	<u>\$ 31,736,671</u>	<u>\$ 26,637,345</u>	<u>\$ 32,902,521</u>	<u>\$ 29,867,284</u>	12.13%

Summary of Revenue for Governmental and Proprietary Fund Types

All Funds	2021 Actual	2022 Adopted	2022 Est Actual	2023 Projected	% Change 2022 Adopted vs 2023 Projected
Governmental Fund Types:					
General and Related Funds	\$ 157,606,941	\$ 147,581,358	\$ 160,902,117	\$ 157,550,537	6.76%
Special Revenue Funds	17,686,728	17,917,374	19,641,985	16,773,183	-6.39%
Capital Project Funds	4,582,952	18,767,487	20,728,854	3,662,490	-80.48%
Debt Service Funds	<u>31,736,671</u>	<u>26,637,345</u>	<u>32,902,521</u>	<u>29,867,284</u>	12.13%
	<u>\$ 211,613,291</u>	<u>\$ 210,903,564</u>	<u>\$ 234,175,477</u>	<u>\$ 207,853,495</u>	-1.45%
Proprietary Fund Types:					
Internal Service Funds*	<u>\$ 22,642,706</u>	\$ 14,038,912	\$ 20,108,632	\$ 20,918,240	34.21%

OUTSTANDING DEBT

The County continues to actively manage its outstanding debt, with FY 2023 payments for principal and interest expected to be \$29.0M. Principal remaining on outstanding debt at September 30, 2021 will be \$210.1M. The following tables show the debt and debt service by issuance name and type.

Series	Dated Date	Original Par Amount	Outstanding Par Amount	Final Maturity	Series Description	Type	Purpose
2001	03/01/01	26,151,372	3,436,262	02/01/26	General Obligation Unlimited Tax Road Bonds	Unlimited Tax (General Obligation)	Road
2001	03/01/01	34,822,062	4,570,398	02/01/26	General Obligation Justice Center and Public Safety Building Bonds	General Obligation	Equip Building, Jail and Court Facility
2009 B	09/01/09	45,000,000	21,950,000	02/01/29	General Obligation Limited Tax County Building Bonds	Limited Tax (General Obligation)	Equip Building, Office, Court, Record and Conducting Public Business
2011 B	11/01/11	4,145,000	475,000	02/01/23	General Obligation Unlimited Tax Refunding Bonds	Unlimited Tax (General Obligation)	Refunding 2003
2012	03/01/12	40,910,000	1,500,000	02/01/24	General Obligation Pass Through Toll Revenue and Limited Tax Refunding Bonds	Limited Tax (General Obligation)	Refunding 2007
2017	12/28/17	14,465,000	11,915,000	02/01/38	General Obligation Limited Tax Flood Control and Refunding Bonds	Limited Tax (General Obligation)	Refunding 2009C-2, Seawall, Breakwater, Levee, Floodway and Drainway
2017	12/28/17	78,805,000	63,945,000	02/01/38	General Obligation Unlimited Tax Road and Refunding Bonds	Unlimited Tax (General Obligation)	Refunding 2009A, Operate Macadamized, Graveled, Paved Road and Turnpikes
2017 A	12/28/17	8,835,000	8,435,000	02/01/38	General Obligation Limited Tax County Building Bonds	Limited Tax (General Obligation)	Equip Building, Office, Court, Record and Conducting Public Business
2017 B	01/31/17	62,835,000	44,290,000	02/01/28	General Obligation Limited Tax Refunding Bonds	Limited Tax (General Obligation)	Refunding 2007
2019	03/19/19	8,200,000	8,050,000	02/01/39	General Obligation Limited Tax County Building Bonds	Limited Tax (General Obligation)	Equip Building, Office, Court, Record and Conducting Public Business
2019	03/19/19	22,080,000	21,780,000	02/01/39	General Obligation Unlimited Tax Road Bonds	Unlimited Tax (General Obligation)	Operate Macadamized, Graveled, Paved Road and Turnpikes

Total Outstanding Par Amount	190,346,661
-------------------------------------	--------------------

Receivables and Payables

Receivables and payables play a part in the development of the overall economic resources available. The highest amount of receivable in the General Fund is for delinquent property taxes, but the largest receivable affects the grant funds. A number of grants require the County to pay expenditures up front and then

seek reimbursement from the grantor. Included in the monthly financial statements mentioned earlier is the Statement of Cash on Hand to the Credit of Each Fund at 06-30-22.

COUNTY OF GALVESTON, TEXAS
STATEMENT OF ACCOUNTS RECEIVABLES AND LIABILITIES
AS OF JUNE 30, 2022

	<u>GOVERNMENTAL FUND TYPES</u>				<u>PROPRIETARY FUND TYPE</u>	<u>FIDUCIARY FUND TYPE</u>	<u>Total</u>
	<u>General and Related Funds</u>	<u>Special Revenue Funds</u>	<u>Debt Service Funds</u>	<u>Capital Project Funds</u>	<u>Internal Service Funds</u>	<u>Trust and Agency Funds</u>	
<u>RECEIVABLES:</u>							
Receivables (Net of Allowances for Uncollectibles):							
Taxes	\$ 8,272,225	\$ 437,625	\$ 1,764,107	\$ -	\$ -	\$ -	\$ 10,473,957
Accounts and Other	5,203,447	13,689,119	9,849,196	144,078	108,603	7,381	29,001,824
Due from Other Funds	<u>6,950,000</u>	<u>-</u>	<u>-</u>	<u>-</u>	<u>-</u>	<u>-</u>	<u>6,950,000</u>
TOTAL RECEIVABLES	<u>\$ 20,425,672</u>	<u>\$ 14,126,744</u>	<u>\$ 11,613,303</u>	<u>\$ 144,078</u>	<u>\$ 108,603</u>	<u>\$ 7,381</u>	<u>\$ 46,425,781</u>
<u>PAYABLES:</u>							
Accounts Payable	\$ 420,773	\$ 196,024	\$ -	\$ 1,116,805	\$ 23,847	\$ 1,232,389	\$ 2,989,838
Retainage Payable	-	550,974	-	1,221,244	-	-	1,772,218
Est Liab-Claims/Jdgmts Pyble	-	-	-	-	1,330,645	-	1,330,645
Due to Others	344,748	173,543	-	-	213	23,335,536	23,854,040
Undistributed Funds	174,301	-	-	-	-	-	174,301
Escrow Deposits/Deposits Held	375,278	2,415	-	-	-	14,463,982	14,841,675
Due to Other Funds	<u>-</u>	<u>-</u>	<u>6,950,000</u>	<u>-</u>	<u>-</u>	<u>-</u>	<u>6,950,000</u>
TOTAL PAYABLES	<u>\$ 1,315,100</u>	<u>\$ 922,956</u>	<u>\$ 6,950,000</u>	<u>\$ 2,338,049</u>	<u>\$ 1,354,705</u>	<u>\$ 39,031,907</u>	<u>\$ 51,912,717</u>

Fund Balance as a Percentage of Expenditures – The policy below was passed by Commissioners Court on 08-30-11.

FUND BALANCE POLICY

COUNTY OF GALVESTON, TEXAS

Purpose The purpose of this policy is to establish operating and reporting guidelines for the fund balances of the governmental funds of Galveston County, Texas

Fund Balance Classification The county governmental-fund financial statements will present fund balances classified in a hierarchy based on the strength of the constraints governing how those balances can be spent. These classifications are listed below in descending order of restrictiveness:

- **Nonspendable** This classification includes amounts that cannot be spent because they (a) are not in spendable form (e.g., inventories and prepaid items), (b) are not expected to be converted into cash within the current period or at all (e.g., long-term receivables), or (c) are legally or contractually required to be maintained intact (e.g., the non-spendable corpus of an endowment)
- **Restricted** This classification includes amounts subject to usage constraints that have either been (a) externally imposed by creditors (e.g., through a debt covenant), grantors, contributors, or laws or regulations of other governments, or (b) imposed by law through constitutional provisions or enabling legislation
- **Committed** This classification includes amounts that are constrained to use for specific purposes pursuant to formal action of Commissioners Court¹. These amounts cannot be used for other purposes unless the Court removes or changes the constraints via the same type of action used to initially commit them
- **Assigned** This classification includes amounts intended by the county for use for a specific purpose but which do not qualify for classification as either restricted or committed. The intent can be expressed by Commissioners Court or by a Court designee (e.g., a department head)². This classification applies to the positive unrestricted and uncommitted fund balances of all governmental funds except the General Fund
- **Unassigned** This classification applies to the residual fund balance of the General Fund and to any deficit fund balances of other governmental funds

Order of Spending Where appropriate, Galveston County will typically use restricted, committed, and/or assigned fund balances, in that order, prior to using unassigned resources, but it reserves the right to deviate from this general strategy

Minimum Fund Balances Galveston County generally aims to maintain the following minimum fund balances:

- **General Fund** Unassigned fund balance of approximately 20% - 30% of budgeted expenditures for the fiscal year, to be used for unanticipated needs
- **Debt Service Funds** Restricted fund balances of approximately 10% - 20% of the following year's debt service requirements, to be used for debt service

¹ A commitment of fund balance requires formal action as to purpose but not as to amount, the latter may be determined and ratified by the Court at a later date. This is often important near year-end, when a purpose or need is known but a cost is not

² An assignment of fund balance implies an intent of Commissioners Court, but operationally the ability to implement the intent may be delegated to one or more persons. Designees may be listed in this document or, alternatively, in the county's budgetary policy

Revenues Not Budgeted at the Beginning of the Year

In a case where the County receives grant or aid money, regardless of the source, the budget may be amended to show receipt of the funds; Texas Local Government Code Section 111.0706 states:

The County Auditor shall certify to the Commissioners Court the receipt of all public or private grant or aid money that is available for disbursement in a fiscal year but not included in the budget for that fiscal year. On certification, the court shall adopt a special budget for the limited purpose of spending the grant or aid money for its intended purpose.

In the event of revenue received from intergovernmental contracts such as funds earned by the County from an agreement with a local city, the County Auditor shall inform the Commissioners Court of the receipt of the funds and certify the funds as available to be budgeted; Section 111.0707 of the Texas Local Government Code states:

The County Auditor shall certify to the Commissioners Court the receipt of all revenue from an intergovernmental contract that is available for disbursement in a fiscal year but not included in the budget for that fiscal year. On certification, the Court shall adopt a special budget for the limited purpose of spending the revenue from intergovernmental contracts for its intended purpose.

Governmental Fund Accounting

The main purpose of governmental accounting is to provide a consistent and reliable base for recording, summarizing and analyzing financial information. Revenues are a key portion of the overall record of financial results, with all participants striving for a stable tax rate and appropriate levels for fees and charges for services as prescribed by approved and formalized financial objectives. The annual audit, internal audits and review of financial reports assure the accomplishment of financial objectives.

All County accounts are organized on the basis of funds; each is considered a separate accounting entity. The operations of each fund are accounted for with a separate set of self-balancing accounts. Using these accounts, the revenues and expenditures/expenses are approved before the beginning of each fiscal year by a budget adopted by the Commissioners Court. Currently, all county funds are grouped by two types, general governmental and special revenue fund types. Examples of general governmental funds include the general fund, debt service fund and capital projects fund. Examples of special revenue funds are the road and bridge and county records management fund.

Accounting System

The County's accounting records for governmental fund types and agency funds are maintained on a modified accrual basis, with the revenues being recorded when available and measurable, and expenditures recorded when the services or goods are received and the liabilities are incurred.

In addition, encumbrances are recorded during the year. Property tax revenues are susceptible to accrual, and are considered available to the extent collected within sixty days after the end of the fiscal year. Proprietary/internal service funds are accounted for using the accrual basis of accounting. Revenues are recognized when earned and expenses when they are incurred.

As part of the annual revenue estimate process, an estimate of total available resources must be provided. Available resources include the beginning cash balance, the estimated actual revenues for the current year, and the upcoming fiscal year estimated revenues to determine a final balance for total available resources.

On the following pages are the detailed estimates of revenue for each type of governmental fund, each fund within that type and each account within that fund for which an estimate is deemed appropriate. A funding plan with a detailed estimated is also provided for each account with each internal service fund follows.

Conclusion

I wish to express my appreciation to County officials, especially the Budget Officer and the Tax Assessor-Collector, for their assistance in providing information for the "Final Statement of Estimated Available Resources." From my office, I also want to thank Madeline Walker CPA CFE, Lauren Swift and Guadalupe Hinojosa CPA for their assistance in the accounting review and gathering of information. The review of the Tax Rate Calculation Worksheets, especially in light of Senate Bill 2 and the significant changes in the calculation and presentation of the tax rates, was carried out by Jordan Speer CIA CISA. Her efforts have been invaluable. Errors, opinions and mistakes are all mine.

Questions concerning the schedules, tables, graphs, and data presented in or contained within this report may be addressed to the County Auditor's Office.

Sincerely,

Randall Rice CPA

Digitally signed by Randall Rice CPA
Date: 2022.08.29 16:32:29 -05'00'

Randall Rice CPA CISA CIO
County Auditor

Galveston County, Texas
 Funds Received and Estimated to be Received in the Current Year and to be Received in the Ensuing Year
 General Fund and Related Funds
 Estimated Revenues for 09/30/2022 and 09/30/2023

Fund Cost Center	Account	Object Description	2021 Actual	2022 YTD Actual at 06/30/2022	Estimated FYE 09/30/2022	2023 Budget as Estimated
1101 - General Fund						
<i>41 - Ad Valorem Taxes</i>						
000000	4111010	Ad Valorem Taxes Current	119,974,594	117,741,957	121,000,000	119,178,831
000000	4111020	Ad Valorem Taxes Delinquent	2,000,790	637,662	1,000,000	1,300,000
000000	4112021	Excess Proceeds From Tax Sales	53,978	30,771	35,000	40,000
000000	4191010	Interest and Penalties-Current	530,386	453,981	500,000	600,000
000000	4191011	Interest and Penalties-Delinq	706,210	436,873	475,000	550,000
			<u>123,265,958</u>	<u>119,301,243</u>	<u>123,010,000</u>	<u>121,668,831</u>
<i>41 - Tax Reinvestment Zones</i>						
000000	4113016	Reinv Zone Galveston #13	(247,563)	(243,799)	(247,000)	(250,000)
000000	4113025	Reinv Zone League City #4	(219,305)	(239,360)	(245,000)	(248,000)
000000	4113035	Reinv Zone Texas City #1	<u>(1,027,362)</u>	<u>(1,244,156)</u>	<u>(1,350,000)</u>	<u>(1,500,000)</u>
			<u>(1,494,230)</u>	<u>(1,727,315)</u>	<u>(1,842,000)</u>	<u>(1,998,000)</u>
<i>41 - Paymnet in Lieu of Taxes</i>						
000000	4361101	Paymt in Lieu of Taxes-GHA	-	-	-	65,000
000000	4361106	PILT-Gulf Coast Ammonia	-	-	-	2,000,000
000000	4361111	Payment in Lieu of Taxes Fed	-	-	-	<u>17,256</u>
			-	-	-	<u>2,082,256</u>
		Total Ad Valorem Taxes	121,771,728	117,573,928	121,168,000	121,753,087
<i>42 - Licenses and Permits</i>						
211101	4213010	Bond Company License Fees	3,000	500	700	800
293010	4213015	Game Room Permit	6,000	2,000	3,000	4,000
151500	4213020	TABC Permit Fees	244,968	163,790	190,000	200,000
314300	4226010	License and Other Fees	974	1,578	1,800	2,000
			<u>254,942</u>	<u>167,868</u>	<u>195,500</u>	<u>206,800</u>
<i>43 - Intergovernmental Revenues</i>						
211163	4300010	Other Agencies	15,750	-	-	-
211171	4301028	Interlocal Agrmt-Hitchcock	180,796	135,531	165,000	175,000
159100	4301030	Interlocal Agreement-Cities	4,800	3,600	4,800	5,000
211101	4301040	Housing Oth City/Cnty Inmates	61,800	71,525	82,000	85,000
211101	4301101	Justice Cntr Jail Usage Income	162,188	105,117	125,000	130,000
440100	4302005	Tobacco Settlement	320,581	321,050	321,050	322,000
127100	4302006	Asst Prosec Long State Suppl	75,420	56,640	75,420	75,420
122100	4302013	State Sal Supp	84,000	42,000	84,000	84,000
122200	4302013	State Sal Supp	84,000	42,000	84,000	84,000
122400	4302013	State Sal Supp	84,000	42,000	84,000	84,000
111000	4302018	CJ Salary Suppl-GC26.006	25,200	20,150	25,200	25,200
127100	4302024	DA Salary Supplement	13,125	15,000	30,000	30,000
121901	4302035	Indigent Defense Formula Grant	158,464	73,543	150,000	160,000
122901	4302035	Indigent Defense Formula Grant	52,644	24,821	50,000	60,000
211101	4302061	State Transportation-TDCJ	14,518	3,100	4,000	4,500
440100	4302150	Reimbursement-Medical Record	666	630	1,000	700

Galveston County, Texas

Funds Received and Estimated to be Received in the Current Year and to be Received in the Ensuing Year

General Fund and Related Funds

Estimated Revenues for 09/30/2022 and 09/30/2023

Fund Cost Center	Account	Object Description	2021 Actual	2022 YTD		2023 Budget as Estimated
				Actual at 06/30/2022	Estimated FYE 09/30/2022	
121900	4303020	Supplemental IV E	36,802	-	-	-
127100	4303020	Supplemental IV E	96,363	(0)	135,000	140,000
211101	4303119	Incentive Pay SSA	27,600	26,300	29,000	30,000
211101	4303122	Housing Federal Inmates	3,300	2,450	3,000	3,000
151500	4352011	State Shared Liquor Taxes	1,815,542	1,641,294	1,900,000	1,900,000
151519	4353010	RTS Retainage	3,183,579	3,277,674	3,800,000	4,200,000
000000	4361101	Paymt in Lieu of Taxes-GHA	88,574	64,012	65,000	-
000000	4361106	PILT-Gulf Coast Ammonia	-	-	-	-
000000	4361111	Payment in Lieu of Taxes Fed	16,642	17,256	17,256	-
			<u>6,606,354</u>	<u>5,985,693</u>	<u>7,234,726</u>	<u>7,597,820</u>
<i>44 - Fees and Charges for Services</i>						
170100	4401010	Parking Fees	7,975	6,332	7,000	7,000
127100	4401016	Out of County Fee	678	-	-	-
211101	4401016	Out of County Fee	70	-	-	-
123111	4411018	Court-Related Support Fee	320	149	200	200
123201	4411018	Court-Related Support Fee	182	82	100	100
123301	4411018	Court-Related Support Fee	105	72	100	100
123401	4411018	Court-Related Support Fee	208	109	150	150
129200	4411018	Court-Related Support Fee	471	403	600	600
211101	4411018	Court-Related Support Fee	96	46	70	-
114000	4411040	Local Consolidated Court Cost	-	13,655	17,000	19,000
126100	4411040	Local Consolidated Court Cost	-	4,695	6,000	7,000
123111	4411050	General/Time Payments (TP)	3,333	3,024	3,400	3,500
123201	4411050	General/Time Payments (TP)	475	282	400	400
123301	4411050	General/Time Payments (TP)	350	216	325	325
123401	4411050	General/Time Payments (TP)	3,274	2,980	3,600	3,700
129200	4411050	General/Time Payments (TP)	10,702	10,828	14,000	14,500
211101	4411050	General/Time Payments (TP)	1,290	924	1,100	1,200
255100	4411050	General/Time Payments (TP)	-	10	20	-
123111	4411051	Gen Time Pymt Judcl Efficiency	181	50	75	-
123201	4411051	Gen Time Pymt Judcl Efficiency	23	12	20	-
123301	4411051	Gen Time Pymt Judcl Efficiency	93	13	20	-
123401	4411051	Gen Time Pymt Judcl Efficiency	231	192	250	-
129200	4411051	Gen Time Pymt Judcl Efficiency	1,553	1,172	1,500	1,600
211101	4411051	Gen Time Pymt Judcl Efficiency	292	158	200	-
255100	4411051	Gen Time Pymt Judcl Efficiency	-	3	10	-
129200	4411055	Restitution Fees	477	215	300	300
255100	4411055	Restitution Fees	-	12	20	-
151300	4411100	Cnty Portion State Fees Coll	108,318	83,928	100,000	100,000
114000	4412005	Clerk Fees	2,803,715	1,717,387	2,250,000	2,400,000
126100	4412005	Clerk Fees	512,722	309,526	400,000	500,000
129300	4412010	Pre-Trial Release Agency	29,379	33,621	40,000	42,000
114000	4412012	Court Appointed Attorney Fee	49,275	43,019	50,000	52,000

Galveston County, Texas

Funds Received and Estimated to be Received in the Current Year and to be Received in the Ensuing Year

General Fund and Related Funds

Estimated Revenues for 09/30/2022 and 09/30/2023

Fund Cost Center	Account	Object Description	2021 Actual	2022 YTD		2023 Budget as Estimated
				Actual at 06/30/2022	Estimated FYE 09/30/2022	
126100	4412012	Court Appointed Attorney Fee	98,976	79,540	90,000	93,000
256100	4412012	Court Appointed Attorney Fee	8,137	5,150	6,500	6,800
211101	4412018	Accident Report Fees	390	321	-	400
127100	4412022	Prosecutor's Fees	28,070	23,926	28,000	29,000
190100	4412030	Engineering Fees	18,413	42,360	50,000	52,000
190100	4412033	Road Opening Appl Fee	250	-	-	-
123111	4412040	OMNI Fee TC706.006	526	890	1,000	1,000
123201	4412040	OMNI Fee TC706.006	16	24	30	-
123301	4412040	OMNI Fee TC706.006	344	198	250	250
123401	4412040	OMNI Fee TC706.006	530	479	600	600
129200	4412040	OMNI Fee TC706.006	846	757	1,000	1,000
151600	4412050	ATM Fees	3,600	2,700	3,600	3,600
114000	4412060	Lcl Cons Civil Filing Fee-New		40,164	46,000	48,000
122300	4412060	Lcl Cons Civil Filing Fee-New		49,062	57,000	59,000
126100	4412060	Lcl Cons Civil Filing Fee-New		75,534	85,000	87,000
122300	4412061	Lcl Cons Civil Filing Fee-Oth		600	1,000	1,000
126100	4412061	Lcl Cons Civil Filing Fee-Oth		2,156	2,500	2,600
122300	4412111	Probate Civil Filing Fee		15,680	18,000	20,000
129200	4412313	DWI Supervision Fee CCP17.441	30,180	22,971	25,000	26,000
129200	4412313	DWI Supervision Fee CCP17.441		0	1	-
114000	4412320	E-Filing Trns Fee GC72.031	7	1	1	-
126100	4412320	E-Filing Trns Fee GC72.031	1,716	902	1,000	1,200
126100	4413013	Passport Fees	314,630	314,895	395,000	410,000
126100	4413014	Family Protect Fee-GC51.961	12,664	2,940	3,500	3,700
126100	4413500	Dstr Crt Rrds ArchFee GC51.305	50,196	17,759	20,000	22,000
126100	4413556	Chld Advcy Ctr GC103-021(7)	138	1,145	1,300	1,400
126100	4413558	DC Civil Filing Fee		73,380	83,000	84,000
114000	4414014	Child Abuse Prv FeeCCP102.0186	1,863	267	900	1,000
114000	4414030	Notary Services Fee	1,074	1,566	1,600	1,600
114000	4414558	CC Civil Filing Fee		9,935	12,000	13,000
123111	4415010	JP Fees of Office	49,941	35,406	42,000	43,000
123201	4415010	JP Fees of Office	72,177	44,601	52,000	53,000
123301	4415010	JP Fees of Office	68,588	46,710	54,000	55,000
123401	4415010	JP Fees of Office	83,294	33,995	40,000	41,000
123111	4415100	JP Civil Service Fees	155,375	100,950	120,000	122,000
123201	4415100	JP Civil Service Fees	131,780	93,895	110,000	112,000
123301	4415100	JP Civil Service Fees	112,934	78,770	85,000	87,000
123401	4415100	JP Civil Service Fees	75,740	42,170	50,000	52,000
123111	4415115	Child Safety Fee	198	40	100	100
123201	4415115	Child Safety Fee	35	40	100	100
123301	4415115	Child Safety Fee	20	-	-	-
123401	4415115	Child Safety Fee	102	-	-	-
123111	4415116	Child Safety Sch Zn CCP102.014	25	3	5	-

Galveston County, Texas
 Funds Received and Estimated to be Received in the Current Year and to be Received in the Ensuing Year
 General Fund and Related Funds
 Estimated Revenues for 09/30/2022 and 09/30/2023

Fund Cost Center	Account	Object Description	2021 Actual	2022 YTD		2023 Budget as Estimated
				Actual at 06/30/2022	Estimated FYE 09/30/2022	
123201	4415116	Child Safety Sch Zn CCP102.014	737	83	100	100
123301	4415116	Child Safety Sch Zn CCP102.014	28	25	35	-
123401	4415116	Child Safety Sch Zn CCP102.014	509	178	210	210
151519	4416013	Replacement Stickers	19,673	14,110	16,000	17,000
151500	4416014	Title Fees	359,810	-	-	-
151519	4416014	Title Fees	-	188,525	220,000	225,000
151500	4416016	Boat Registration/Title Fees	13,055	-	-	-
151519	4416016	Boat Registration/Title Fees	-	4,395	50,000	51,000
151500	4416017	TPWD Sales Tax EarnedTC160.12	86,681	-	-	-
151519	4416017	TPWD Sales Tax EarnedTC160.12	-	32,623	36,000	37,000
151519	4416020	Duplicate Receipts	520	522	650	750
151519	4416022	RTS Commission	511,331	362,365	425,000	445,000
151519	4416023	Transfer Fees	83,995	157,066	185,000	187,000
151519	4416024	Misc/Mail Fees	2,007	1,575	2,000	2,100
151500	4416025	TABC 5% Comm	3,433	470	650	750
151500	4416026	Misc Fees & Over	2,664	-	-	-
151519	4416026	Misc Fees & Over	17,447	18,147	22,000	23,000
151500	4416027	Collect Contract	321	150	200	200
151553	4416027	Collect Contract	113,051	119,454	135,000	136,000
151519	4416028	Special Plates	1,971	1,440	2,000	2,000
151554	4416029	Publication Fees	17,754	17,638	21,000	22,000
211101	4421010	C.C. Sheriff Fees	316,770	238,957	260,000	261,000
211101	4421012	Brazoria Cnty Trnspt Sheriff	1,645	2,837	3,300	3,400
211101	4421014	Vehicle Tow & Disposal Fees	325	250	400	400
211101	4421016	D.C. Sheriff Fees	148,090	123,786	140,000	142,000
211101	4421020	Arrest Fees CCP102.011	4,699	4,510	5,900	6,100
223300	4422110	Constable Civil Service Fees	27,440	13,393	17,000	18,000
223400	4422110	Constable Civil Service Fees	24,528	21,252	26,000	27,000
223700	4422110	Constable Civil Service Fees	21,128	17,508	21,000	22,000
223800	4422110	Constable Civil Service Fees	19,569	14,000	18,000	19,000
179137	4471100	Facility User Fees	485	-	-	-
522015	4471100	Facility User Fees	100	100	100	100
529121	4471100	Park Facility User Fees	7,321	5,390	6,000	6,200
529210	4471100	Park Facility User Fees	24,338	52,483	61,000	63,000
529211	4471100	Park Facility User Fees	21,435	25,216	32,000	33,000
529212	4471100	Park Facility User Fees	15,944	15,822	20,000	21,000
529213	4471100	Facility User Fees	285	145	200	200
529214	4471100	Park Facility User Fees	155	3,650	4,500	4,800
529216	4471100	Park Facility User Fees	-	(1,050)	-	-
529217	4471100	Park Facility User Fees	2,556	1,986	2,400	2,500
529218	4471100	Park Facility User Fees	-	80	100	100
529220	4471100	Park Facility User Fees	1,048	740	850	900
529225	4471100	Park Facility User Fees	7,313	4,725	6,000	6,200

Galveston County, Texas
 Funds Received and Estimated to be Received in the Current Year and to be Received in the Ensuing Year
 General Fund and Related Funds
 Estimated Revenues for 09/30/2022 and 09/30/2023

Fund Cost Center	Account	Object Description	2021 Actual	2022 YTD Actual at 06/30/2022	Estimated FYE 09/30/2022	2023 Budget as Estimated
529226	4471100	Park Facility User Fees	11,330	11,355	14,000	15,000
529222	4472100	Concession Fees	-	1,454	1,700	1,700
529224	4472100	Concession Fees	9,200	9,000	12,000	12,000
529247	4472100	Concession Fees		3,000	4,000	4,000
522020	4473021	Texas Sportfishing Piers	2,400	2,400	2,400	2,400
522020	4474023	Sr Transp Enrich Prgam	600	2,250	2,700	2,700
			<u>6,762,254</u>	<u>4,988,997</u>	<u>6,160,842</u>	<u>6,511,835</u>
<i>45 - Fines and Forfeitures</i>						
123111	4511011	Defensive Driving Course	12,724	10,323	13,000	13,000
123201	4511011	Defensive Driving Course	9,180	6,959	9,000	9,000
123301	4511011	Defensive Driving Course	7,805	6,804	8,800	8,800
123401	4511011	Defensive Driving Course	7,863	6,157	8,000	8,000
129200	4511011	Defensive Driving Course	(5)	15	25	-
211101	4511011	Defensive Driving Course	402	343	500	500
123111	4511012	County Traffic Fine	4,096	2,269	2,600	2,600
123201	4511012	County Traffic Fine	3,406	1,333	1,700	1,700
123301	4511012	County Traffic Fine	1,789	1,231	1,600	1,600
123401	4511012	County Traffic Fine	1,751	1,019	1,400	1,400
129200	4511012	County Traffic Fine	181	174	300	300
211101	4511012	County Traffic Fine	12	3	10	-
293010	4511023	Violation Fine	1,000	-	-	-
123111	4512010	Justice Court Fines	323,306	214,456	260,000	270,000
123201	4512010	Justice Court Fines	149,845	97,291	125,000	126,000
123301	4512010	Justice Court Fines	217,103	150,856	195,000	196,000
123401	4512010	Justice Court Fines	154,211	97,362	125,000	126,000
114000	4514010	County Court Fines	163,393	112,467	140,000	141,000
126100	4514011	District Court Fines	38,477	37,591	50,000	51,000
114000	4521010	Bond Forfeitures	81,515	156,566	202,000	150,000
126100	4521010	Bond Forfeitures	<u>87,875</u>	<u>267,536</u>	<u>350,000</u>	<u>250,000</u>
			<u>1,265,929</u>	<u>1,170,754</u>	<u>1,493,935</u>	<u>1,356,900</u>
<i>48 - Other Revenue</i>						
000000	4801001	Miscellaneous Revenue	9,506	8,718	10,000	10,000
121901	4801001	Miscellaneous Revenue		258	350	350
123401	4801001	Miscellaneous Revenue	-	274	400	400
127100	4801001	Miscellaneous Revenue	-	248	300	300
151300	4801001	Miscellaneous Revenue		160	200	200
159100	4801001	Miscellaneous Revenue	-	261	300	300
170100	4801001	Miscellaneous Revenue	-	1,218	1,500	1,500
211101	4801001	Miscellaneous Revenue	73	168	200	200
211133	4801001	Miscellaneous Revenue	-	5,314	6,200	6,200
293010	4801001	Miscellaneous Revenue		9,530	12,000	12,000
440100	4801001	Miscellaneous Revenue	-	17,779	22,000	22,000
126100	4801014	Voided Checks	8,710	15,218	19,000	19,000

Galveston County, Texas

Funds Received and Estimated to be Received in the Current Year and to be Received in the Ensuing Year

General Fund and Related Funds

Estimated Revenues for 09/30/2022 and 09/30/2023

Fund Cost Center	Account	Object Description	2021 Actual	2022 YTD		2023 Budget as Estimated
				Actual at 06/30/2022	Estimated FYE 09/30/2022	
123111	4801021	Prg Rev-Misc Rev	205	165	200	200
123201	4801021	Prg Rev-Misc Rev	96	71	100	100
123301	4801021	Prg Rev-Misc Rev	47	28	40	-
123401	4801021	Prg Rev-Misc Rev	165	115	160	160
126100	4801021	Prg Rev-Misc Rev	3,703	502	700	700
000000	4801041	Sale of Assets	16,457	19,777	22,000	22,000
211101	4801043	Abandoned Vehicle Proceeds	-	45,853	52,000	53,000
211101	4801050	Telephone Commissions	524,565	351,010	450,000	475,000
170100	4803302	Recycling	5,547	1,825	2,100	2,500
000000	4804010	State Bingo Tax	60,595	31,002	38,000	42,000
000000	4804100	Waste Management Fees	150,605	96,368	120,000	125,000
151300	4804310	Reimb-FEMA	20	40	100	-
000000	4805010	FTZ-BP(Amoco) Products	1,248,393	-	1,300,000	1,300,000
000000	4805012	FTZ-Valero	381,728	-	450,000	450,000
000000	4811010	Interest Revenue	345,364	119,597	160,000	350,000
151500	4811010	Interest Revenue	161,423	49,973	61,000	80,000
211101	4811012	Interest on Stipend Acct-Banks	189	95	120	120
000000	4811016	Prosp Investment Interest Rev	66,734	15,503	20,000	25,000
000000	4811020	Program Interest Revenue	176	98	120	150
114000	4811310	Interest-Bail Bond Forfeiture	3,907	6,383	7,200	7,300
126100	4811310	Interest-Bail Bond Forfeiture	23,236	37,439	45,000	46,000
151400	4831004	Shearn Mdy Plz Rnt 5th Flr	369,849	215,376	275,000	275,000
170100	4831005	Bolivar Chamber of Commerce	1,200	-	-	-
529246	4831005	Bolivar Chamber of Commerce		900	1,200	1,200
170100	4831006	Annex-Public Health District	1,094,573	547,287	1,094,573	1,094,500
170100	4831007	Lease Mid County Annex-CAD	100,438	81,691	82,000	82,000
170100	4831008	Justice Cntr Lease Income	197,837	162,000	200,000	200,000
170100	4831009	Rental Income Galv Fire/EMS	58,356	46,800	62,400	62,400
170100	4831015	Lease North County Annex	29,046	1,674	1,674	-
170100	4831016	NOAA 646 Rent	24,462	24,787	26,000	26,000
170100	4831018	Lease GC Emergy Comm Distr	11,328	13,680	16,000	16,000
000000	4832011	Oil & Gas Royalties	3,173	3,054	4,000	3,000
151800	4860102	Purchase Rebates	123,710	28,757	36,000	42,000
211101	4861017	Gulf Coast Ctr Salary Reimb	80,305	-	-	-
211186	4861030	Reimb from Inmate Commisary	135,743	115,247	145,000	150,000
211101	4861031	Reimb salary/benefits DEA	10,500	-	-	-
211121	4861031	Reimb salary/benefits DEA	12,525	11,512	14,000	14,000
211101	4861032	Reimb Salary/benefits FBI	6,035	-	-	-
211121	4861032	Reimb Salary/benefits FBI		6,000	7,000	7,000
211163	4861033	Reimb Sheriff Srvs ISD's	6,143,029	4,186,571	5,600,000	6,000,000
211101	4861034	Reimb for Drug Enf Analyst	57,567	51,402	60,000	60,000
211142	4861035	Reimb Sheriff O/T from Tx DOT	231,244	134,393	145,000	145,000
255100	4861036	Reimb Adult Prob Admin Costs	12,601	12,420	15,000	15,000

Galveston County, Texas
 Funds Received and Estimated to be Received in the Current Year and to be Received in the Ensuing Year
 General Fund and Related Funds
 Estimated Revenues for 09/30/2022 and 09/30/2023

Fund Cost Center	Account	Object Description	2021 Actual	2022 YTD Actual at 06/30/2022	Estimated FYE 09/30/2022	2023 Budget as Estimated
211101	4861037	Reimb Salary/OT/Benefits		14,743	18,000	18,000
211133	4861037	Reimb Salary/OT/Benefits	9,223	-	-	-
211143	4861037	Reimb Salary/OT/Benefits	1,573	-	-	-
211101	4861302	Reimb Sal/Ben Glf Cst VInt Ofd	60,583	-	-	-
211150	4861302	Reimb Sal/Ben Glf Cst VInt Ofd		36,426	44,000	44,000
440100	4861304	Public Health Reimb-Indigents	27	-	-	-
151554	4862017	Interlocal-Friendswood	5,000	-	-	-
172111	4862028	Interlocal-Santa Fe	-	-	-	-
211101	4863015	Reimb Advertising-Sheriff Sale	31,666	35,210	42,000	42,000
293010	4863021	Reimb Nuisance Abatement Exp	12,241	15,979	18,000	18,000
170100	4863023	Reimb for Utilities	1,221	262	400	500
172111	4863102	Reimbursement-Fuel Usage	63,945	115,526	145,000	125,000
127100	4864300	Reimb St Trns/Wtns Per Diem Ex	8,319	5,240	7,000	7,000
170100	4871040	PrgIns Procds frm Casulty Los	1,000,000	3,906,804	3,906,804	-
			<u>12,908,763</u>	<u>10,608,723</u>	<u>14,767,341</u>	<u>11,499,280</u>
<i>49 - Other Financing Sources</i>						
223800	4912255	TFm Constable Pct 4	498	-	-	-
211133	4912869	TTo CJD JAG Grants	-	18,497	21,000	-
291010	4912892	TFm State Homeland Sec Grt	57,533	-	-	-
151900	4912967	TFm Harvey-E Bldgs & Equip	15,992	-	-	-
170100	4912967	TFm Harvey-E Bldgs & Equip	(1,341)	-	-	-
000000	4916130	TFm Self Insurance	39,860	-	-	-
000000	4921010	Sale of Capital Assets	74,575	33,624	40,000	-
			<u>187,117</u>	<u>52,121</u>	<u>61,000</u>	<u>-</u>
1101 - General Fund Total			<u>149,757,087</u>	<u>140,548,083</u>	<u>151,081,344</u>	<u>148,925,722</u>
1201 - Cnty Clk Records Archive Fund						
<i>44 - Fees and Charges for Services</i>						
114021	4412308	Records archive fee	967,122	614,794	640,000	700,000
			<u>967,122</u>	<u>614,794</u>	<u>640,000</u>	<u>700,000</u>
<i>48 - Other Revenue</i>						
000000	4811010	Interest Revenue	6,563	2,097	2,700	4,000
000000	4811016	Prosp Investment Interest Rev	1,320	293	400	600
			<u>7,883</u>	<u>2,390</u>	<u>3,100</u>	<u>4,600</u>
1201 - Cnty Clk Records Archive Fund Total			<u>975,005</u>	<u>617,184</u>	<u>643,100</u>	<u>704,600</u>
1202 - Juvenile Justice Fund						
<i>43 - Intergovernmental Revenues</i>						
256118	4300010	Other Agencies	9,558	1,710	1,800	2,000
256160	4302400	State Grant Revenue	2,000	-	2,000	2,000
256160	4341010	Contrib by State of Texas	-	984	-	-
			<u>11,558</u>	<u>2,694</u>	<u>3,800</u>	<u>4,000</u>

Galveston County, Texas
 Funds Received and Estimated to be Received in the Current Year and to be Received in the Ensuing Year
 General Fund and Related Funds
 Estimated Revenues for 09/30/2022 and 09/30/2023

Fund Cost Center	Account	Object Description	2021 Actual	2022 YTD Actual at 06/30/2022	Estimated FYE 09/30/2022	2023 Budget as Estimated
<i>44 - Fees and Charges for Services</i>						
256130	4412021	Juv Justice Prob Supervisory F	6,100	4,300	32,000	26,000
256100	4417010	Master's Fees	<u>26,150</u>	<u>22,204</u>	<u>89,000</u>	<u>5,000</u>
			<u>32,250</u>	<u>26,504</u>	<u>121,000</u>	<u>31,000</u>
<i>48 - Other Revenue</i>						
000000	4801001	Miscellaneous Revenue	-	115	-	-
256118	4801001	Miscellaneous Revenue	256	-	-	-
256100	4801014	Voided Checks	15	-	-	-
000000	4811010	Interest Revenue	3,317	532	700	1,200
000000	4811016	Prosp Investment Interest Rev	688	69	75	200
000000	4811020	Program Interest Revenue	<u>34</u>	<u>11</u>	<u>4</u>	<u>40</u>
			<u>4,310</u>	<u>727</u>	<u>779</u>	<u>1,440</u>
<i>49 - Other Financing Sources</i>						
000000	4911101	TFm General Fund	<u>3,908,966</u>	<u>3,333,333</u>	<u>5,000,000</u>	<u>4,500,000</u>
			<u>3,908,966</u>	<u>3,333,333</u>	<u>5,000,000</u>	<u>4,500,000</u>
1202 - Juvenile Justice Fund Total			<u>3,957,084</u>	<u>3,363,258</u>	<u>5,125,579</u>	<u>4,536,440</u>
1203 - Indigent Health Care Fund						
<i>43 - Intergovernmental Revenues</i>						
440110	4302420	Medicaid Reimbursements	-	10,741	12,000	12,000
			-	10,741	12,000	12,000
<i>48 - Other Revenue</i>						
440110	4860108	Claim Overpayment-Insurance	-	3,227	4,000	75,000
000000	4811010	Interest Revenue	24,236	5,882	7,000	30,000
000000	4811016	Prosp Investment Interest Rev	4,938	848	1,000	1,000
000000	4811020	Program Interest Revenue	10	-	-	-
440110	4860108	Insurance Reimb/Refunds	<u>54,037</u>	<u>-</u>	<u>-</u>	<u>-</u>
			<u>83,221</u>	<u>9,956</u>	<u>12,000</u>	<u>106,000</u>
<i>49 - Other Financing Sources</i>						
000000	4911101	TFm General Fund	<u>200,000</u>	<u>600,000</u>	<u>900,000</u>	<u>600,000</u>
			<u>200,000</u>	<u>600,000</u>	<u>900,000</u>	<u>600,000</u>
1203 - Indigent Health Care Fund Total			<u>283,221</u>	<u>620,698</u>	<u>924,000</u>	<u>718,000</u>
1204 - Beach Maintenance-Rd & Bridge						
<i>43 - Intergovernmental Revenues</i>						
544042	4302060	Reimb from State	<u>79,037</u>	<u>-</u>	<u>82,000</u>	<u>80,000</u>
			<u>79,037</u>	<u>-</u>	<u>82,000</u>	<u>80,000</u>
<i>48 - Other Revenue</i>						
000000	4811010	Interest Revenue	2,286	420	1,800	3,000
000000	4811016	Prosp Investment Interest Rev	<u>468</u>	<u>62</u>	<u>600</u>	<u>1,000</u>
			<u>2,754</u>	<u>481</u>	<u>2,400</u>	<u>4,000</u>

Galveston County, Texas
 Funds Received and Estimated to be Received in the Current Year and to be Received in the Ensuing Year
 General Fund and Related Funds
 Estimated Revenues for 09/30/2022 and 09/30/2023

Fund Cost Center	Account	Object Description	2021 Actual	2022 YTD Actual at 06/30/2022	Estimated FYE 09/30/2022	2023 Budget as Estimated
<i>49 - Other Financing Sources</i>						
000000	4911101	TFm General Fund	-	133,333	200,000	-
			-	133,333	200,000	-
1204 - Beach Maintenance-Rd & Bridge Total			<u>81,791</u>	<u>133,815</u>	<u>284,400</u>	<u>84,000</u>
1205 - Probate Judicial Education Fnd						
<i>44 - Fees and Charges for Services</i>						
122322	4412027	Probate Jud Ed Fee LGC118.064	6,395	1,677	4,900	6,400
122322	4412111	Probate Civil Filing Fee	-	1,865	2,200	2,400
			<u>6,395</u>	<u>3,542</u>	<u>7,100</u>	<u>8,800</u>
<i>48 - Other Revenue</i>						
000000	4811010	Interest Revenue	240	72	100	300
000000	4811016	Prosp Investment Interest Rev	49	10	20	60
			<u>289</u>	<u>82</u>	<u>120</u>	<u>360</u>
1205 - Probate Judicial Education Fnd Total			<u>6,684</u>	<u>3,624</u>	<u>7,220</u>	<u>9,160</u>
1206 - Child Welfare Fund						
<i>43 - Intergovernmental Revenues</i>						
443300	4303020	Supplemental IV E	16,284	(0)	18,000	18,000
			<u>16,284</u>	<u>(0)</u>	<u>18,000</u>	<u>18,000</u>
<i>48 - Other Revenue</i>						
443300	4852017	Juror Donations	4,634	-	-	-
000000	4811010	Interest Revenue	182	32	50	100
000000	4811016	Prosp Investment Interest Rev	37	4	5	10
			<u>4,853</u>	<u>36</u>	<u>55</u>	<u>110</u>
<i>49 - Other Financing Sources</i>						
000000	4911101	TFm General Fund	284,989	173,333	260,000	185,000
			<u>284,989</u>	<u>173,333</u>	<u>260,000</u>	<u>185,000</u>
1206 - Child Welfare Fund Total			<u>306,126</u>	<u>173,370</u>	<u>278,055</u>	<u>203,110</u>
1207 - Economic Development						
<i>43 - Intergovernmental Revenues</i>						
652133	4302350	Unclaimd Cap Crdts LGC 381.004	14,843	-	14,000	14,000
			<u>14,843</u>	<u>-</u>	<u>14,000</u>	<u>14,000</u>
<i>48 - Other Revenue</i>						
000000	4811010	Interest Revenue	1,258	179	200	400
000000	4811016	Prosp Investment Interest Rev	257	28	40	50
			<u>1,515</u>	<u>207</u>	<u>240</u>	<u>450</u>

Galveston County, Texas
 Funds Received and Estimated to be Received in the Current Year and to be Received in the Ensuing Year
 General Fund and Related Funds
 Estimated Revenues for 09/30/2022 and 09/30/2023

Fund Cost Center	Account	Object Description	2021 Actual	2022 YTD Actual at 06/30/2022	Estimated FYE 09/30/2022	2023 Budget as Estimated
<i>49 - Other Financing Sources</i>						
000000	4911101	TFm General Fund	107,835	73,333	110,000	130,000
			<u>107,835</u>	<u>73,333</u>	<u>110,000</u>	<u>130,000</u>
1207 - Economic Development Total			<u>124,193</u>	<u>73,540</u>	<u>124,240</u>	<u>144,450</u>
1208 - Speciality Court Program						
<i>44 - Fees and Charges for Services</i>						
120900	4412026	VetrnsCrtPrgmFeeGC124.005	15,900	6,200	7,000	8,000
255126	4411056	Drug Crt Pgm CCP102.0178(e)	22,107	19,594	27,000	27,000
			<u>38,007</u>	<u>25,794</u>	<u>34,000</u>	<u>35,000</u>
<i>48 - Other Revenue</i>						
000000	4811010	Interest Revenue	2,114	741	900	1,300
000000	4811016	ProspInvestmentInterestRev	427	103	125	200
120900	4852017	Juror Donations	3,244	6	6	-
			<u>5,785</u>	<u>851</u>	<u>1,031</u>	<u>1,500</u>
<i>49 - Other Financing Sources</i>						
000000	4911101	TFm General Fund	24,174	-	-	-
120800	4911101	TFm General Fund	400,000	349,258	482,591	400,000
			<u>424,174</u>	<u>349,258</u>	<u>482,591</u>	<u>400,000</u>
1208 - Drug Court Program Total			<u>467,966</u>	<u>375,902</u>	<u>517,622</u>	<u>436,500</u>
1209 - GOMESA Coastal Consvrn Fund						
<i>43 - Intergovernmental Revenues</i>						
610100	4303114	GOMESA Revenue Sharing	1,176,357	1,213,009	1,300,000	1,300,000
			<u>1,176,357</u>	<u>1,213,009</u>	<u>1,300,000</u>	<u>1,300,000</u>
<i>48 - Other Revenue</i>						
000000	4811010	Interest Revenue	14,859	5,222	6,200	9,000
000000	4811016	Prosp Investment Interest Rev	2,996	740	800	1,000
			<u>17,855</u>	<u>5,962</u>	<u>7,000</u>	<u>10,000</u>
1209 - GOMESA Coastal Consvrn Fund Total			<u>1,194,212</u>	<u>1,218,971</u>	<u>1,307,000</u>	<u>1,310,000</u>
1210 - CCP Chapter 18 Forfeitures Total						
<i>48 - Other Revenue</i>						
000000	4811010	Interest Revenue	827	-	-	-
000000	4811016	CD Interest Revenue	167	-	-	-
			<u>994</u>	<u>-</u>	<u>-</u>	<u>-</u>
1210 - CCP Chapter 18 Forfeitures Total			<u>994</u>	<u>-</u>	<u>-</u>	<u>-</u>

Galveston County, Texas
 Funds Received and Estimated to be Received in the Current Year and to be Received in the Ensuing Year
 General Fund and Related Funds
 Estimated Revenues for 09/30/2022 and 09/30/2023

Fund Cost Center	Account	Object Description	2021 Actual	2022 YTD Actual at 06/30/2022	Estimated FYE 09/30/2022	2023 Budget as Estimated
1211 - Truancy Prevention & Diversion						
<i>44 - Fees and Charges for Services</i>						
256100	4415000	Truancy Crt Fee LGC134.03b2	32,124	-	-	-
			<u>32,124</u>	<u>-</u>	<u>-</u>	<u>-</u>
48 - Other Revenue						
000000	4811010	Interest Revenue	87	-	-	-
000000	4811016	CD Interest Revenue	17	-	-	-
			<u>104</u>	<u>-</u>	<u>-</u>	<u>-</u>
1211 - Truancy Prevention & Diversion			<u>32,228</u>	<u>-</u>	<u>-</u>	<u>-</u>
1212 - County Jury Fund						
<i>43 - Intergovernmental Revenues</i>						
126100	4302025	Rmb frm State for Juror pymts	172,108	104,006	120,000	130,000
			<u>172,108</u>	<u>104,006</u>	<u>120,000</u>	<u>130,000</u>
<i>44 - Fees and Charges for Services</i>						
114000	4412100	Jury Fee	7,208	2,484	3,000	3,200
123111	4412100	Jury Fee	367	427	600	700
123201	4412100	Jury Fee	429	209	300	350
123301	4412100	Jury Fee	496	279	350	400
123401	4412100	Jury Fee	406	372	500	600
126100	4412100	Jury Fee	39,149	13,402	15,000	17,000
122300	4412111	Probate Civil Filing Fee	-	3,730	4,000	4,200
126100	4413558	DC Civil Filing Fee	-	13,830	15,000	16,000
122900	4414558	CC Civil Filing Fee	-	1,960	2,300	2,500
			<u>48,055</u>	<u>36,693</u>	<u>41,050</u>	<u>44,950</u>
48 - Other Revenue						
000000	4811010	Interest Revenue	2	207	250	400
000000	4811016	Prosp Investment Interest Rev	1	25	30	50
			<u>187</u>	<u>231</u>	<u>280</u>	<u>634</u>
49 - Other Financing Sources						
000000	4911101	TFM General Fund	200,000	233,333	350,000	200,000
			<u>200,000</u>	<u>233,333</u>	<u>350,000</u>	<u>200,000</u>
1212 - County Jury Fund			<u>420,350</u>	<u>374,263</u>	<u>511,330</u>	<u>375,584</u>
1213 - Justice Court Support Fund						
<i>44 - Fees and Charges for Services</i>						
123111	4414558	CC Civil Filing Fee	-	19,925	25,000	26,000
123201	4415051	JP Civil Filing Fee	-	19,100	25,000	26,000
123301	4415051	JP Civil Filing Fee	-	14,250	18,000	19,000
123401	4415051	JP Civil Filing Fee	-	11,700	15,000	16,000
			<u>-</u>	<u>64,975</u>	<u>83,000</u>	<u>87,000</u>

Galveston County, Texas
 Funds Received and Estimated to be Received in the Current Year and to be Received in the Ensuing Year
 General Fund and Related Funds
 Estimated Revenues for 09/30/2022 and 09/30/2023

Fund Cost Center	Account	Object Description	2021 Actual	2022 YTD Actual at 06/30/2022	Estimated FYE 09/30/2022	2023 Budget as Estimated
<i>48 - Other Revenue</i>						
	000000 4811010	Interest Revenue	-	17	20	50
	000000 4811016	Prosp Investment Interest Rev	-	2	3	10
			-	18	23	60
			-	64,993	83,023	87,060
1214 - Language Access Fund						
<i>44 - Fees and Charges for Services</i>						
	122300 4412111	Probate Civil Filing Fee	-	1,119	1,300	1,400
	121900 4413558	DC Civil Filing Fee	-	4,149	4,500	4,600
	122900 4414558	CC Civil Filing Fee	-	588	700	800
	123111 4415051	JP Civil Filing Fee	-	2,391	2,600	2,700
	123201 4415051	JP Civil Filing Fee	-	2,292	2,500	2,600
	123301 4415051	JP Civil Filing Fee	-	1,710	2,000	2,100
	123401 4415051	JP Civil Filing Fee	-	1,404	1,600	1,700
			-	13,653	15,200	15,900
<i>48 - Other Revenue</i>						
	000000 4811010	Interest Revenue	-	3	4	10
	000000 4811016	Prosp Investment Interest Rev	-	0	-	1
			-	3	4	11
			-	13,656	15,204	15,911
Total Revenues - General & Related Funds			<u>157,606,941</u>	<u>147,581,358</u>	<u>160,902,117</u>	<u>157,550,537</u>
41 - Ad Valorem Taxes						
	1101 - General Fund		123,265,958	119,301,243	123,010,000	121,668,831
41 - Tax Reinvestment Zones						
	1101 - General Fund		(1,494,230)	(1,727,315)	(1,842,000)	(1,998,000)
41 - Payment in Lieu of Taxes						
	1101 - General Fund		-	-	-	2,082,256
			<u>121,771,728</u>	<u>117,573,928</u>	<u>121,168,000</u>	<u>121,753,087</u>
42 - Licenses and Permits						
	1101 - General Fund		254,942	167,868	195,500	206,800
			<u>254,942</u>	<u>167,868</u>	<u>195,500</u>	<u>206,800</u>
43 - Intergovernmental Revenues						
	1101 - General Fund		6,606,354	5,985,693	7,234,726	7,597,820
	1202 - Juvenile Justice Fund		11,558	2,694	3,800	4,000
	1203 - Indigent Health Care Fund		-	10,741	12,000	12,000
	1204 - Beach Maintenance-Rd & Bridge		79,037	-	82,000	80,000
	1206 - Child Welfare Fund		16,284	(0)	18,000	18,000
	1207 - Economic Development		14,843	-	14,000	14,000

Galveston County, Texas
 Funds Received and Estimated to be Received in the Current Year and to be Received in the Ensuing Year
 General Fund and Related Funds
 Estimated Revenues for 09/30/2022 and 09/30/2023

Fund Cost Center	Account	Object Description	2021 Actual	2022 YTD Actual at 06/30/2022	Estimated FYE 09/30/2022	2023 Budget as Estimated
1209 - GOMESA Coastal Consvrn Fund			1,176,357	1,213,009	1,300,000	1,300,000
1212 - County Jury Fund			<u>172,108</u>	<u>104,006</u>	<u>120,000</u>	<u>130,000</u>
			<u>8,076,541</u>	<u>7,316,143</u>	<u>8,784,526</u>	<u>9,155,820</u>
<u>44 - Fees and Charges for Services</u>						
1101 - General Fund			6,762,254	4,988,997	6,160,842	6,511,835
1201 - Cnty Clk Records Archive Fund			967,122	614,794	640,000	700,000
1202 - Juvenile Justice Fund			32,250	26,504	121,000	31,000
1205 - Probate Judicial Education Fnd			6,395	3,542	7,100	8,800
1208 - Drug Court Program			38,007	25,794	34,000	35,000
1211 - Truancy Prevention & Diversion			32,124	-	-	-
1212 - County Jury Fund			48,055	36,693	41,050	44,950
1213 - Justice Court Support Fund			-	64,975	83,000	87,000
1214 - Language Access Fund			-	<u>13,653</u>	<u>15,200</u>	<u>15,900</u>
			<u>7,886,207</u>	<u>5,774,952</u>	<u>7,102,192</u>	<u>7,434,485</u>
<u>45 - Fines and Forfeitures</u>						
1101 - General Fund			<u>1,265,929</u>	<u>1,170,754</u>	<u>1,493,935</u>	<u>1,356,900</u>
			<u>1,265,929</u>	<u>1,170,754</u>	<u>1,493,935</u>	<u>1,356,900</u>
<u>48 - Other Revenue</u>						
1101 - General Fund			12,908,763	10,608,723	14,767,341	11,499,280
1201 - Cnty Clk Records Archive Fund			7,883	2,390	3,100	4,600
1202 - Juvenile Justice Fund			4,310	727	779	1,440
1203 - Indigent Health Care Fund			83,221	9,956	12,000	106,000
1204 - Beach Maintenance-Rd & Bridge			2,754	481	2,400	4,000
1205 - Probate Judicial Education Fnd			289	82	120	360
1206 - Child Welfare Fund			4,853	36	55	110
1207 - Economic Development			1,515	207	240	450
1208 - Drug Court Program			5,785	851	1,031	1,500
1209 - GOMESA Coastal Consvrn Fund			17,855	5,962	7,000	10,000
1210 - CCP Chapter 18 Forfeitures			994	-	-	-
1211 - Truancy Prevention & Diversion			104	-	-	-
1212 - County Jury Fund			187	231	280	634
1213 - Justice Court Support Fund			-	18	23	60
1214 - Language Access Fund			-	<u>3</u>	<u>4</u>	<u>11</u>
			<u>13,038,513</u>	<u>10,629,668</u>	<u>14,794,373</u>	<u>11,628,445</u>
<u>49 - Other Financing Sources</u>						
1101 - General Fund			187,117	52,121	61,000	-
1202 - Juvenile Justice Fund			3,908,966	3,333,333	5,000,000	4,500,000
1203 - Indigent Health Care Fund			200,000	600,000	900,000	600,000
1204 - Beach Maintenance-Rd & Bridge			-	133,333	200,000	-
1206 - Child Welfare Fund			284,989	173,333	260,000	185,000
1207 - Economic Development			107,835	73,333	110,000	130,000

Galveston County, Texas
 Funds Received and Estimated to be Received in the Current Year and to be Received in the Ensuing Year
 General Fund and Related Funds
 Estimated Revenues for 09/30/2022 and 09/30/2023

Fund Cost Center	Account	Object Description	2021 Actual	2022 YTD Actual at 06/30/2022	Estimated FYE 09/30/2022	2023 Budget as Estimated
1208 - Drug Court Program			424,174	349,258	482,591	400,000
1212 - Jury Fund			<u>200,000</u>	<u>233,333</u>	<u>350,000</u>	<u>200,000</u>
			<u>5,313,081</u>	<u>4,948,046</u>	<u>7,363,591</u>	<u>6,015,000</u>
<u>Total All Funds</u>						
1101 - General Fund			149,757,087	140,548,083	151,081,344	148,925,722
1201 - Cnty Clk Records Archive Fund			975,005	617,184	643,100	704,600
1202 - Juvenile Justice Fund			3,957,084	3,363,258	5,125,579	4,536,440
1203 - Indigent Health Care Fund			283,221	620,698	924,000	718,000
1204 - Beach Maintenance-Rd & Bridge			81,791	133,815	284,400	84,000
1205 - Probate Judicial Education Fnd			6,684	3,624	7,220	9,160
1206 - Child Welfare Fund			306,126	173,370	278,055	203,110
1207 - Economic Development			124,193	73,540	124,240	144,450
1208 - Drug Court Program			467,966	375,902	517,622	436,500
1209 - GOMESA Coastal Consvrn Fund			1,194,212	1,218,971	1,307,000	1,310,000
1210 - CCP Chapter 18 Forfeitures			994	-	-	-
1211 - Truancy Prevention & Diversion			32,228	-	-	-
1212 - County Jury Fund			420,350	374,263	511,330	375,584
1213 - Justice Court Support Fund			-	64,993	83,023	87,060
1214 - Language Access Fund			-	13,656	15,204	15,911
			<u>157,606,941</u>	<u>147,581,358</u>	<u>160,902,117</u>	<u>157,550,537</u>

Galveston County, Texas
 Funds Received and Estimated to be Received in the Current Year and to be Received in the Ensuing Year
 Special Revenue Funds
 Estimated Revenues for 09/30/2022 and 09/30/2023

Fund Cost Center	Account	Object Description	2021 Actual	2022 YTD Actual at 06/30/2022	Estimated FYE 09/30/2022	2023 Budget as Estimated
2101 - Cnty Records Mgt & Preservation						
<i>116020</i>						
116020	4412111	Probate Civil Filing Fee	-	5,690	6,500	7,000
116020	4413501	RMPFDistrictCrtsCCP102.005	39,032	19,057	37,500	39,000
116020	4413558	DC Civil Filing Fee	-	47,130	50,000	52,000
116020	4414100	RMPF County Courts CCP 102.00	43,065	30,349	34,000	36,000
116020	4414558	CC Civil Filing Fee	-	6,060	7,000	8,000
			<u>82,097</u>	<u>108,286</u>	<u>135,000</u>	<u>142,000</u>
<i>48 - Other Revenue</i>						
000000	4811010	Interest Revenue	2,236	690	800	2,000
000000	4811014	Texas Daily Interest Revenue	2,200	-	-	-
000000	4811016	Prosp Investment Interest Rev	452	98	120	400
			<u>4,888</u>	<u>788</u>	<u>920</u>	<u>2,400</u>
2101 - Cnty Records Mgt & Preservation Total			<u>86,985</u>	<u>109,074</u>	<u>135,920</u>	<u>144,400</u>
2102 - Co Clerk Rec Mgt & Pres Fund						
<i>44 - Fees and Charges for Services</i>						
114020	4412307	Records Mgmt & Preservatn Fee	977,250	621,384	773,000	800,000
114020	4412330	Crt Records Pres Fee GC51.708	12,664	5,712	8,000	11,000
114020	4414020	Fee for Vital Statistics RMP	3,546	2,364	3,000	3,600
			<u>993,460</u>	<u>629,460</u>	<u>784,000</u>	<u>814,600</u>
<i>48 - Other Revenue</i>						
000000	4811010	Interest Revenue	15,429	5,062	6,000	12,000
000000	4811016	Prosp Investment Interest Rev	3,118	724	850	1,500
			<u>18,546</u>	<u>5,785</u>	<u>6,850</u>	<u>13,500</u>
2102 - Co Clerk Rec Mgt & Pres Fund Total			<u>1,012,007</u>	<u>635,245</u>	<u>790,850</u>	<u>828,100</u>
2103 - Election Srvs Contract Fund						
<i>44 - Fees and Charges for Services</i>						
114030	4401040	Election Srv Contract Fees	146,459	21,321	24,000	160,000
114030	4401041	Election Equipment Charges	212,205	106,551	110,000	250,000
114030	4401042	Election General	556,876	96,661	100,000	150,000
			<u>915,541</u>	<u>224,534</u>	<u>234,000</u>	<u>560,000</u>
<i>48 - Other Revenue</i>						
000000	4811010	Interest Revenue	4,920	2,202	2,600	5,000
000000	4811016	Prosp Investment Interest Rev	991	315	500	750
			<u>5,911</u>	<u>2,517</u>	<u>3,100</u>	<u>5,750</u>
<i>49 - Other Financing Sources</i>						
000000	4911101	TFm General Fund	54	3,200,000	3,200,000	-
			<u>54</u>	<u>3,200,000</u>	<u>3,200,000</u>	<u>-</u>
2103 - Election Srvs Contract Fund Total			<u>921,506</u>	<u>3,427,051</u>	<u>3,437,100</u>	<u>565,750</u>

Galveston County, Texas
 Funds Received and Estimated to be Received in the Current Year and to be Received in the Ensuing Year
 Special Revenue Funds
 Estimated Revenues for 09/30/2022 and 09/30/2023

Fund Cost Center	Account	Object Description	2021 Actual	2022 YTD Actual at 06/30/2022	Estimated FYE 09/30/2022	2023 Budget as Estimated
2105 - Dist Clrk Chld Support IV-D						
<i>43 - Intergovernmental Revenues</i>						
126100	4302030	IV-D C.S. Reimb from OAG	235	-	400	400
			<u>235</u>	<u>-</u>	<u>400</u>	<u>400</u>
<i>48 - Other Revenue</i>						
000000	4811010	Interest Revenue	226	67	100	200
000000	4811016	Prosp Investment Interest Rev	46	10	15	30
			<u>272</u>	<u>76</u>	<u>115</u>	<u>230</u>
<i>49 - Other Financing Sources</i>						
000000	4911101	TFm General Fund	169	-	113	-
			<u>169</u>	<u>-</u>	<u>113</u>	<u>-</u>
2105 - Dist Clrk Chld Support IV-D Total			<u>675</u>	<u>76</u>	<u>628</u>	<u>630</u>
2106 - Distr Clerk Records Mgmt Fund						
<i>44 - Fees and Charges for Services</i>						
126111	4412330	Crt Records Pres Fee GC51.708	33,961	11,870	15,000	17,000
126111	4413550	Distr Clerk Records Mgmt Fee	26,112	9,368	12,000	14,000
			<u>60,073</u>	<u>21,238</u>	<u>27,000</u>	<u>31,000</u>
<i>48 - Other Revenue</i>						
000000	4811010	Interest Revenue	1,041	368	500	1,200
000000	4811016	Prosp Investment Interest Rev	210	52	75	125
			<u>1,250</u>	<u>421</u>	<u>575</u>	<u>1,325</u>
2106 - Distr Clerk Records Mgmt Fund Total			<u>61,323</u>	<u>21,659</u>	<u>27,575</u>	<u>32,325</u>
2107 - Election Code Chapter 19 Fund						
<i>43 - Intergovernmental Revenues</i>						
151552	4302303	Ch19 Voter Registration Rev	23,323	20,721	24,000	24,000
			<u>23,323</u>	<u>20,721</u>	<u>24,000</u>	<u>24,000</u>
<i>48 - Other Revenue</i>						
000000	4811010	Interest Revenue	60	9	12	25
151552	4811010	Interest Revenue	72	26	35	70
000000	4811016	Prosp Investment Interest Rev	13	1	1	2
			<u>145</u>	<u>36</u>	<u>48</u>	<u>97</u>
2107 - Election Code Chapter 19 Fund Total			<u>23,468</u>	<u>20,757</u>	<u>24,048</u>	<u>24,097</u>
2111 - Tx Assess/Coll Sp Inv Tx Fund						
<i>41 - Taxes</i>						
151551	4151012	Penalty-Tax Cd Sec 23.12BN 5%	3,463	11,067	13,000	13,000
			<u>3,463</u>	<u>11,067</u>	<u>13,000</u>	<u>13,000</u>

Galveston County, Texas
 Funds Received and Estimated to be Received in the Current Year and to be Received in the Ensuing Year
 Special Revenue Funds
 Estimated Revenues for 09/30/2022 and 09/30/2023

Fund Cost Center	Account	Object Description	2021 Actual	2022 YTD Actual at 06/30/2022	Estimated FYE 09/30/2022	2023 Budget as Estimated
<i>48 - Other Revenue</i>						
151551	4811010	Interest Revenue	13,623	3,708	4,500	8,000
000000	4811010	Interest Revenue	575	126	150	300
000000	4811016	Prosp Investment Interest Rev	111	18	20	25
			<u>14,308</u>	<u>3,852</u>	<u>4,670</u>	<u>8,325</u>
2111 - Tx Assess/Coll Sp Inv Tx Fund Total			<u>17,772</u>	<u>14,918</u>	<u>17,670</u>	<u>21,325</u>
2113 - County and District Court Tech						
<i>44 - Fees and Charges for Services</i>						
114000	4411005	Crt Tech Csts-CCP102.0169	4,577	3,784	4,500	5,000
126100	4411005	Crt Tech Csts-CCP102.0169	2,196	1,625	2,100	2,200
			<u>6,773</u>	<u>5,409</u>	<u>6,600</u>	<u>7,200</u>
<i>48 - Other Revenue</i>						
000000	4811010	Interest Revenue	371	117	150	300
000000	4811016	Prosp Investment Interest Rev	75	17	25	50
			<u>446</u>	<u>134</u>	<u>175</u>	<u>350</u>
2113 - County and District Court Tech Total			<u>7,219</u>	<u>5,543</u>	<u>6,775</u>	<u>7,550</u>
2121 - Donations To Galveston County						
<i>48 - Other Revenue</i>						
000000	4811010	Interest Revenue	83	19	25	50
000000	4811016	Prosp Investment Interest Rev	17	3	5	10
			<u>100</u>	<u>22</u>	<u>30</u>	<u>60</u>
2121 - Donations To Galveston County Total			<u>100</u>	<u>22</u>	<u>30</u>	<u>60</u>
2131 - DA Forfeitures After 10/89						
<i>45 - Fines and Forfeitures</i>						
127100	4521503	Contraband Funds Forfeited	44,943	31,388	32,000	35,000
			<u>44,943</u>	<u>31,388</u>	<u>32,000</u>	<u>35,000</u>
<i>48 - Other Revenue</i>						
000000	4811010	Interest Revenue	417	130	200	400
000000	4811016	Prosp Investment Interest Rev	85	19	25	50
127100	4801041	Sale of Assets	1,018	-	-	-
			<u>1,519</u>	<u>149</u>	<u>225</u>	<u>450</u>
2131 - DA Forfeitures After 10/89 Total			<u>46,462</u>	<u>31,537</u>	<u>32,225</u>	<u>35,450</u>
2205 - Courthouse Security Fund						
<i>44 - Fees and Charges for Services</i>						
295100	4401018	I.D. Card Fees	1,200	1,793	2,000	2,100
295100	4412111	Probate Civil Filing Fee	-	7,460	10,000	11,000
295100	4413551	DC Filing Fee/LGC291.008D	26,461	11,112	13,000	14,000

Galveston County, Texas
Funds Received and Estimated to be Received in the Current Year and to be Received in the Ensuing Year
Special Revenue Funds
Estimated Revenues for 09/30/2022 and 09/30/2023

Fund Cost Center	Account	Object Description	2021 Actual	2022 YTD Actual at 06/30/2022	Estimated FYE 09/30/2022	2023 Budget as Estimated
295100	4413558	DC Civil Filing Fee	-	27,660	31,000	33,000
295100	4414551	Co Clrk Filing Fee/LGC291.008D	111,059	67,603	75,000	77,000
295100	4414552	Co Clrk Sec Fee/CC/MISD/CCP10	9,121	7,850	8,000	8,000
295100	4414558	CC Civil Filing Fee	-	3,920	5,000	6,000
295100	4415060	Courthouse Sec.JstCrtSecFee	28,424	18,990	24,000	24,000
			<u>176,265</u>	<u>146,388</u>	<u>168,000</u>	<u>175,100</u>
<i>48 - Other Revenue</i>						
000000	4811010	Interest Revenue	191	84	100	200
000000	4811016	ProspInvestmentInterestRev	38	12	15	30
			<u>229</u>	<u>95</u>	<u>115</u>	<u>230</u>
<i>49 - Other Financing Sources</i>						
000000	4911101	TFm General Fund	130,000	86,667	130,000	130,000
			<u>130,000</u>	<u>86,667</u>	<u>130,000</u>	<u>130,000</u>
2205 - Courthouse Security Fund Total			<u>306,494</u>	<u>233,150</u>	<u>298,115</u>	<u>305,330</u>
2206 - Justice Court Bldg Security						
<i>44 - Fees and Charges for Services</i>						
295100	4415060	Courthouse Sec.JstCrtSecFee	8,558	5,955	7,300	7,500
			<u>8,558</u>	<u>5,955</u>	<u>7,300</u>	<u>7,500</u>
<i>48 - Other Revenue</i>						
000000	4811010	Interest Revenue	292	96	110	200
000000	4811016	Prosp Investment Interest Rev	59	14	18	30
			<u>350</u>	<u>109</u>	<u>128</u>	<u>230</u>
2206-JusticeCourt Bldg Security Total			<u>8,909</u>	<u>6,064</u>	<u>7,428</u>	<u>7,730</u>
2207 - Appellate Judicial Fund						
<i>44 - Fees and Charges for Services</i>						
125400	4412111	Probate Civil Filing Fee	-	1,865	2,400	2,600
125400	4413558	DC Civil Filing Fee	-	6,915	8,000	8,300
125400	4414558	CC Civil Filing Fee	-	980	1,300	1,500
			<u>-</u>	<u>9,760</u>	<u>11,700</u>	<u>12,400</u>
<i>45 - Fines and Forfeitures</i>						
125400	4514010	County Court Fines	12,948	5,019	6,000	8,000
125400	4514011	District Court Fines	18,873	5,239	6,000	8,000
			<u>31,821</u>	<u>10,258</u>	<u>12,000</u>	<u>16,000</u>
<i>48 - Other Revenue</i>						
000000	4811010	Interest Revenue	903	299	400	800
000000	4811016	Prosp Investment Interest Rev	182	43	60	100
			<u>1,085</u>	<u>341</u>	<u>460</u>	<u>900</u>
2207 - Appellate Judicial Fund Total			<u>32,906</u>	<u>20,359</u>	<u>24,160</u>	<u>29,300</u>

Galveston County, Texas
Funds Received and Estimated to be Received in the Current Year and to be Received in the Ensuing Year
Special Revenue Funds
Estimated Revenues for 09/30/2022 and 09/30/2023

Fund Cost Center	Account	Object Description	2021 Actual	2022 YTD Actual at 06/30/2022	Estimated FYE 09/30/2022	2023 Budget as Estimated
2209 - CCP Chapter 18 Forfeitures						
<i>45 - Fines and Forfeitures</i>						
211124	4521503	Contraband Funds Forfeited	-	5,770	6,000	6,000
			-	5,770	6,000	6,000
<i>48 - Other Revenue</i>						
000000	4811010	Interest Revenue	-	244	300	600
000000	4811016	Texas Daily Interest Revenue	-	35	100	200
			-	279	400	800
<i>49 - Other Financing Sources</i>						
000000	4911210	TFm CCP Ch 18 Forfeiture	-	211,604	211,604	-
			-	211,604	211,604	-
2209 - CCP Chapter 18 Forfeitures			-	217,653	218,004	6,800
2210 - Court Facility Fee Fund						
<i>44 - Fees and Charges for Services</i>						
129100	4412111	Probate Civil Filing Fee	-	7,460	9,000	9,200
129100	4413558	DC Civil Filing Fee	-	27,660	32,000	32,500
129100	4414558	CC Civil Filing Fee	-	3,920	5,000	5,200
			-	39,040	46,000	46,900
<i>48 - Other Revenue</i>						
000000	4811010	Interest Revenue		5	7	15
000000	4811016	Texas Daily Interest Revenue		0	-	1
			-	5	7	16
2210 - Court Facility Fee Fund			-	39,045	46,007	46,916
2211 - Law Library						
<i>44 - Fees and Charges for Services</i>						
129100	4412111	Probate Civil Filing Fee	-	13,055	15,000	16,000
129100	4412302	Law Library Fee	450	193	450	450
129100	4413011	LawLibraryFees-DistrictClrk	131,921	36,662	123,000	123,000
129100	4413558	DC Civil Filing Fee	-	48,405	52,000	54,000
129100	4414011	Law Library Fees - County Clrk	57,116	23,345	60,000	60,000
129100	4414558	CC Civil Filing Fee	-	6,860	9,000	10,000
			189,486	128,519	259,450	263,450
<i>48 - Other Revenue</i>						
000000	4811010	Interest Revenue	1,066	285	350	700
000000	4811016	Prosp Investment Interest Rev	215	42	50	100
			1,281	327	400	800
2211 - Law Library Total			190,767	128,847	259,850	264,250

Galveston County, Texas
 Funds Received and Estimated to be Received in the Current Year and to be Received in the Ensuing Year
 Special Revenue Funds
 Estimated Revenues for 09/30/2022 and 09/30/2023

Fund Cost Center	Account	Object Description	2021 Actual	2022 YTD Actual at 06/30/2022	Estimated FYE 09/30/2022	2023 Budget as Estimated
2212 - Alternative Dispute Resolution						
<i>44 - Fees and Charges for Services</i>						
125300	4401020	Program fees	470	320	550	550
125300	4412111	Probate Civil Filing Fee	-	5,595	7,000	7,500
125300	4413558	DC Civil Filing Fee	-	20,745	22,000	23,000
125300	4413588	Med Srv Dst Clrk CPR Sec152004	56,675	15,707	53,000	53,000
125300	4414550	Med Srv Fee/Co Clrk/CPR Sec152	37,103	12,908	38,000	38,000
125300	4414558	CC Civil Filing Fee	-	2,940	3,500	4,000
1253	4415051	JP Civil Filing Fee	-	12,995	14,000	15,000
125300	4415071	Justice Crt #1 Mediation Fee	6,930	1,450	6,100	6,100
125300	4415072	Justice Crt #2 Mediation Fee	7,345	1,660	6,600	6,600
125300	4415073	Justice Crt #3 Mediation Fee	4,345	1,005	3,700	3,700
125300	4415074	Justice Crt #4 Mediation Fee	5,980	1,160	5,300	5,300
			<u>118,848</u>	<u>76,485</u>	<u>159,750</u>	<u>162,750</u>
<i>48 - Other Revenue</i>						
000000	4811010	Interest Revenue	3,547	910	1,100	2,000
000000	4811016	Prosp Investment Interest Rev	721	132	150	275
			<u>4,268</u>	<u>1,041</u>	<u>1,250</u>	<u>2,275</u>
2212 - Alternative Dispute Resolution Total			<u>123,116</u>	<u>77,526</u>	<u>161,000</u>	<u>165,025</u>
2214 - Truancy Prevention & Diversion						
<i>44 - Fees and Charges for Services</i>						
000000	4415000	Truancy Crt Fee LGC134.03b2	-	22,553	27,000	28,000
			<u>-</u>	<u>22,553</u>	<u>27,000</u>	<u>28,000</u>
<i>48 - Other Revenue</i>						
000000	4811010	Interest Revenue	-	62	80	160
000000	4811016	Prosp Investment Interest Rev	-	9	12	25
			<u>-</u>	<u>71</u>	<u>92</u>	<u>185</u>
<i>49 - Other Financing Sources</i>						
000000	4911211	TFm Truancy Prev & Div	-	44,677	44,677	-
			<u>-</u>	<u>44,677</u>	<u>44,677</u>	<u>-</u>
2214 - Truancy Prevention & Diversion			<u>-</u>	<u>67,301</u>	<u>71,769</u>	<u>28,185</u>
2215 - Justice Court Technology Fund						
<i>44 - Fees and Charges for Services</i>						
123111	4415117	Jst Crt Tech Csts-CCP102.0173	10,679	7,534	9,600	9,700
123201	4415117	Jst Crt Tech Csts-CCP102.0173	7,844	4,545	6,000	6,200
123301	4415117	Jst Crt Tech Csts-CCP102.0173	7,359	5,492	6,800	7,000
123401	4415117	Jst Crt Tech Csts-CCP102.0173	5,337	3,333	4,200	4,300
			<u>31,218</u>	<u>20,904</u>	<u>26,600</u>	<u>27,200</u>

Galveston County, Texas
Funds Received and Estimated to be Received in the Current Year and to be Received in the Ensuing Year
Special Revenue Funds
Estimated Revenues for 09/30/2022 and 09/30/2023

Fund Cost Center	Account	Object Description	2021 Actual	2022 YTD Actual at 06/30/2022	Estimated FYE 09/30/2022	2023 Budget as Estimated
<i>48 - Other Revenue</i>						
000000	4811010	Interest Revenue	1,090	356	450	900
000000	4811016	Prosp Investment Interest Rev	220	51	70	125
			<u>1,310</u>	<u>407</u>	<u>520</u>	<u>1,025</u>
2215-JusticeCourt Technology Fund Total			<u>32,528</u>	<u>21,311</u>	<u>27,120</u>	<u>28,225</u>
2216 - Probate Court Contributions Fd						
<i>43 - Intergovernmental Revenues</i>						
122300	4302022	Prob Salary Suppl-GC25.00211	48,628	68,732	80,000	80,000
			<u>48,628</u>	<u>68,732</u>	<u>80,000</u>	<u>80,000</u>
<i>48 - Other Revenue</i>						
000000	4811010	Interest Revenue	1,518	460	600	1,100
000000	4811016	Prosp Investment Interest Rev	307	65	80	150
			<u>1,824</u>	<u>525</u>	<u>680</u>	<u>1,250</u>
2216 - Probate Court Contributions Fd Total			<u>50,452</u>	<u>69,256</u>	<u>80,680</u>	<u>81,250</u>
2217 - Probate Court Guardianshp Prg						
<i>44 - Fees and Charges for Services</i>						
122321	4412110	Suppl Court Guardianship Fee	26,401	6,927	8,000	9,000
122321	4412111	Probate Civil Filing Fee	-	11,760	13,000	14,000
			<u>26,401</u>	<u>18,687</u>	<u>21,000</u>	<u>23,000</u>
<i>48 - Other Revenue</i>						
000000	4811010	Interest Revenue	596	190	250	500
000000	4811016	Prosp Investment Interest Rev	121	27	50	75
			<u>717</u>	<u>217</u>	<u>300</u>	<u>575</u>
2217 - Suppl Crt-Initiatd Guardianshp Total			<u>27,118</u>	<u>18,905</u>	<u>21,300</u>	<u>23,575</u>
2218 - Pretrial Intervention Program						
<i>44 - Fees and Charges for Services</i>						
127100	4401050	Participant Expense Contributi	100	-	-	-
			<u>100</u>	<u>-</u>	<u>-</u>	<u>-</u>
<i>48 - Other Revenue</i>						
000000	4811010	Interest Revenue	890	262	300	550
000000	4811016	Prosp Investment Interest Rev	180	38	50	75
			<u>1,070</u>	<u>299</u>	<u>350</u>	<u>625</u>
2218 - Pretrial Intervention Program Total			<u>1,170</u>	<u>299</u>	<u>350</u>	<u>625</u>

Galveston County, Texas
 Funds Received and Estimated to be Received in the Current Year and to be Received in the Ensuing Year
 Special Revenue Funds
 Estimated Revenues for 09/30/2022 and 09/30/2023

Fund Cost Center	Account	Object Description	2021 Actual	2022 YTD Actual at 06/30/2022	Estimated FYE 09/30/2022	2023 Budget as Estimated
2219 - Court Reporter Services						
<i>44 - Fees and Charges for Services</i>						
114000	4411015	Court Reporter Service-CC	40,482	15,593	16,000	16,000
122300	4412111	Probate Civil Filing Fee	-	9,325	11,000	12,000
126100	4411016	Court Reporter Service-DC	56,800	15,707	16,000	16,000
126100	4413558	DC Civil Filing Fee	-	34,575	38,000	39,000
114000	4414558	CC Civil Filing Fee	-	4,900	5,500	6,000
			<u>97,282</u>	<u>80,100</u>	<u>86,500</u>	<u>89,000</u>
<i>48 - Other Revenue</i>						
000000	4811010	Interest Revenue	2,165	712	900	1,500
000000	4811016	Prosp Investment Interest Rev	437	101	125	200
			<u>2,602</u>	<u>813</u>	<u>1,025</u>	<u>1,700</u>
2219 - Court Reporter Services Total			<u>99,885</u>	<u>80,913</u>	<u>87,525</u>	<u>90,700</u>
2240 - Sheriff's Commissary Fund						
<i>48 - Other Revenue</i>						
211186	4803100	Jail Commissary Commissions	958,364	526,639	950,000	950,000
000000	4811010	Interest Revenue	17,399	5,095	6,000	9,000
			<u>975,763</u>	<u>531,733</u>	<u>956,000</u>	<u>959,000</u>
2240 - Sheriff's Commissary Fund Total			<u>975,763</u>	<u>531,733</u>	<u>956,000</u>	<u>959,000</u>
2242 - Sheriff's ForfeituresAft 10/89						
<i>45 - Fines and Forfeitures</i>						
211124	4521503	Contraband Funds Forfeited	12,614	18,223	13,000	15,000
211124	4522053	Asset Share Dept of Treas	35,523	-	-	-
			<u>48,137</u>	<u>18,223</u>	<u>13,000</u>	<u>15,000</u>
<i>48 - Other Revenue</i>						
211124	4801041	Sale of Assets	9,506	-	-	-
211124	4811010	Interest Revenue	2,470	755	900	1,600
211124	4811016	Prosp Investment Interest Rev	501	108	150	275
			<u>12,477</u>	<u>863</u>	<u>1,050</u>	<u>1,875</u>
<i>49 - Other Financing Sources</i>						
211124	4921010	Sale of Capital Assets	5,900	-	-	-
			<u>5,900</u>	<u>-</u>	<u>-</u>	<u>-</u>
2242 - Sheriff's ForfeituresAft 10/89 Total			<u>66,513</u>	<u>19,086</u>	<u>14,050</u>	<u>16,875</u>

Galveston County, Texas
 Funds Received and Estimated to be Received in the Current Year and to be Received in the Ensuing Year
 Special Revenue Funds
 Estimated Revenues for 09/30/2022 and 09/30/2023

Fund Cost Center	Account	Object Description	2021 Actual	2022 YTD Actual at 06/30/2022	Estimated FYE 09/30/2022	2023 Budget as Estimated
2254 - Constable Pct 3 Forfeitures						
<i>48 - Other Revenue</i>						
	000000	4811010 Interest Revenue	50	15	18	30
	000000	4811016 ProspInvestmentInterestRev	10	2	3	5
			<u>61</u>	<u>17</u>	<u>21</u>	<u>35</u>
		2254 - Constable Pct 3 Forfeitures	<u>61</u>	<u>17</u>	<u>21</u>	<u>35</u>
2255 - Constable Pct 4 Forfeitures						
<i>48 - Other Revenue</i>						
	000000	4811010 Interest Revenue	12	-	-	-
	000000	4811016 ProspInvestmentInterestRev	2	-	-	-
			<u>14</u>	<u>-</u>	<u>-</u>	<u>-</u>
		2255 - Constable Pct 4 Forfeitures Total	<u>14</u>	<u>-</u>	<u>-</u>	<u>-</u>
2260 - Emergency Management Fund						
<i>48 - Other Revenue</i>						
	000000	4811010 Interest Revenue	3,221	948	1,100	2,000
	000000	4811016 ProspInvestmentInterestRev	652	136	150	250
			<u>3,873</u>	<u>1,084</u>	<u>1,250</u>	<u>2,250</u>
		2260 - Emergency Management Fund Total	<u>3,873</u>	<u>1,084</u>	<u>1,250</u>	<u>2,250</u>
2301 - Road & Bridge Fund						
<i>41 - Taxes</i>						
	000000	4111010 Ad Valorem Taxes Current	2,894,829	3,503,095	3,600,000	2,903,503
	000000	4111020 Ad Valorem Taxes Delinquent	55,733	15,608	18,000	25,000
	000000	4112021 Excess Proceeds From Tax Sales	1,302	779	900	1,200
	000000	4191010 Interest and Penalties-Current	12,798	13,513	15,000	16,000
	000000	4191011 Interest and Penalties-Delinq	17,091	9,966	11,000	12,000
			<u>2,981,753</u>	<u>3,542,962</u>	<u>3,644,900</u>	<u>2,957,703</u>
<i>42 - Licenses and Permits</i>						
	151519	4222010 Mtr Veh Lic Fee TN502.401	2,978,879	2,098,530	2,400,000	2,900,000
			<u>2,978,879</u>	<u>2,098,530</u>	<u>2,400,000</u>	<u>2,900,000</u>
<i>43 - Intergovernmental Revenues</i>						
	312120	4301030 Interlocal Agreement-Cities	6,222	-	-	-
	312120	4302004 Intermodal Container Permit	80,679	44,196	59,721	60,000
	151500	4353010 RTS Retainage	303,351	301,550	305,000	308,000
	312110	4353011 Tx Dp Trnsp Grs Wt/Axl Wt Fee	39,796	37,832	39,000	41,000
			<u>430,047</u>	<u>383,578</u>	<u>403,721</u>	<u>409,000</u>

Galveston County, Texas
 Funds Received and Estimated to be Received in the Current Year and to be Received in the Ensuing Year
 Special Revenue Funds
 Estimated Revenues for 09/30/2022 and 09/30/2023

Fund Cost Center	Account	Object Description	2021 Actual	2022 YTD Actual at 06/30/2022	Estimated FYE 09/30/2022	2023 Budget as Estimated
<i>48 - Other Revenue</i>						
312120	4801001	Miscellaneous Revenue	-	521	550	550
312120	4803302	Recycling	6,020	1,987	2,200	2,500
000000	4811010	Interest Revenue	13,012	5,730	16,000	16,000
000000	4811016	Prosp Investment Interest Rev	2,544	737	3,000	3,000
			<u>21,576</u>	<u>8,975</u>	<u>21,750</u>	<u>22,050</u>
<i>49 - Other Financing Sources</i>						
312120	4912303	TFm Farm-to-Mrkt Lat Rd	100,000	-	-	-
000000	4911101	TFm General Fund	-	571,349	628,980	-
000000	4921010	Sale of Capital Assets	-	11,005	12,000	-
			<u>100,000</u>	<u>582,354</u>	<u>640,980</u>	<u>-</u>
2301 - Road & Bridge Fund Total			<u>6,512,255</u>	<u>6,616,399</u>	<u>7,111,351</u>	<u>6,288,753</u>
2303 - Farm to Market Lateral Road						
<i>41 - Taxes</i>						
000000	4111020	Ad Valorem Taxes Delinquent	211	43	60	60
000000	4191011	Interest and Penalties-Delinq	189	78	100	100
			<u>401</u>	<u>121</u>	<u>160</u>	<u>160</u>
<i>43 - Intergovernmental Revenues</i>						
314300	4302010	State Reimb For Spec Lat Rd Wk	24,989	24,882	25,000	-
			<u>24,989</u>	<u>24,882</u>	<u>25,000</u>	<u>-</u>
<i>48 - Other Revenue</i>						
000000	4811010	Interest Revenue	5,649	1,516	1,800	3,000
000000	4811016	Prosp Investment Interest Rev	1,145	219	300	500
314300	4831011	Lease of Seawall ROW B.Davis	3,247	3,247	3,247	3,247
314300	4831017	LseofROWPierProperties,Inc	1,269	1,269	1,269	1,269
314300	4831019	Lease of 500 Seawall & LTD	32,400	32,400	32,400	32,400
314300	4831026	ROW Leases	5,949	5,949	5,950	5,950
314300	4831027	Encroachment and Abandonmen	13,585	75,920	15,000	15,000
			<u>63,244</u>	<u>120,520</u>	<u>59,966</u>	<u>61,366</u>
2303 - Farm to Market Lateral Road Total			<u>88,634</u>	<u>145,523</u>	<u>85,126</u>	<u>61,526</u>
2341 - Galv Cty Road District #1						
<i>44 - Fees and Charges for Services</i>						
313100	4481010	Revenue from Tolls	583,826	404,791	490,000	525,000
			<u>583,826</u>	<u>404,791</u>	<u>490,000</u>	<u>525,000</u>
<i>48 - Other Revenue</i>						
000000	4811010	Interest Revenue	10,953	3,614	4,100	7,500
000000	4811016	Prosp Investment Interest Rev	2,215	515	600	1,000
			<u>13,168</u>	<u>4,128</u>	<u>4,700</u>	<u>8,500</u>
2341 - Galv Cty Road District #1 Total			<u>596,994</u>	<u>408,920</u>	<u>494,700</u>	<u>533,500</u>

Galveston County, Texas
Funds Received and Estimated to be Received in the Current Year and to be Received in the Ensuing Year
Special Revenue Funds
Estimated Revenues for 09/30/2022 and 09/30/2023

Fund Cost Center	Account	Object Description	2021 Actual	2022 YTD Actual at 06/30/2022	Estimated FYE 09/30/2022	2023 Budget as Estimated
2370 - Flood Control Fund						
<i>41 - Taxes</i>						
000000	4111010	Ad Valorem Taxes Current	3,523,603	3,453,548	3,536,040	3,492,607
000000	4111020	Ad Valorem Taxes Delinquent	48,598	13,989	16,000	18,000
000000	4112021	Excess Proceeds From Tax Sales	767	588	900	900
000000	4113016	Reinv Zone Galveston #13	(5,733)	(5,616)	(5,200)	(5,200)
000000	4113025	Reinv Zone League City #4	(5,038)	(5,468)	(5,000)	(5,000)
000000	4113035	Reinv Zone Texas City #1	(23,722)	(28,583)	(24,000)	(24,000)
000000	4191010	Interest and Penalties-Current	15,645	11,409	15,000	15,000
000000	4191011	Interest and Penalties-Delinq	14,953	10,092	13,000	13,000
			<u>3,569,072</u>	<u>3,449,959</u>	<u>3,546,740</u>	<u>3,505,307</u>
<i>43 - Intergovernmental Revenues</i>						
000000	4361101	Paymt in Lieu of Taxes-GHA	1,765	1,468	1,500	1,500
			<u>1,765</u>	<u>1,468</u>	<u>1,500</u>	<u>1,500</u>
<i>44 - Fees and Charges for Services</i>						
190100	4412030	Engineering Fees	-	140	140	-
296110	4412303	Building Inspector Fees	129,675	109,912	120,000	120,000
			<u>129,675</u>	<u>110,052</u>	<u>120,140</u>	<u>120,000</u>
<i>48 - Other Revenue</i>						
296100	4804310	Reimb-FEMA	102,767	-	-	-
000000	4811010	Interest Revenue	10,426	5,175	5,500	9,000
000000	4811016	Prosp Investment Interest Rev	1,982	686	800	1,200
296100	4863020	Reimb Material Culverts	195,591	137,403	163,000	163,000
			<u>310,765</u>	<u>143,265</u>	<u>169,300</u>	<u>173,200</u>
<i>49 - Other Financing Sources</i>						
000000	4921010	Sale of Capital Assets	65,714	25,278	27,000	-
			<u>65,714</u>	<u>25,278</u>	<u>27,000</u>	<u>-</u>
2370 - Flood Control Fund Total			<u>4,076,990</u>	<u>3,730,022</u>	<u>3,864,680</u>	<u>3,800,007</u>
2410 - Mosquito Control District Fund						
<i>41 - Taxes</i>						
000000	4111010	Ad Valorem Taxes Current	1,359,926	431,927	450,000	1,470,300
000000	4111020	Ad Valorem Taxes Delinquent	21,323	6,507	8,000	8,000
000000	4112021	Excess Proceeds From Tax Sales	612	299	400	400
000000	4191010	Interest and Penalties-Current	6,012	1,657	2,400	2,600
000000	4191011	Interest and Penalties-Delinq	7,671	4,839	6,400	6,500
			<u>1,395,544</u>	<u>445,229</u>	<u>467,200</u>	<u>1,487,800</u>
<i>48 - Other Revenue</i>						
000000	4811010	Interest Revenue	4,352	1,097	1,200	2,200
000000	4811016	Prosp Investment Interest Rev	835	158	200	350
			<u>5,187</u>	<u>1,256</u>	<u>1,400</u>	<u>2,550</u>

Galveston County, Texas
 Funds Received and Estimated to be Received in the Current Year and to be Received in the Ensuing Year
 Special Revenue Funds
 Estimated Revenues for 09/30/2022 and 09/30/2023

Fund			2021 Actual	2022 YTD Actual at 06/30/2022	Estimated FYE 09/30/2022	2023 Budget as Estimated
Cost Center	Account	Object Description				
<i>49 - Other Financing Sources</i>						
	000000 4921010	Sale of Capital Assets	8,699	7,475	7,475	-
	000000 4911101	TFm General Fund	-	11,212	11,212	-
			<u>8,699</u>	<u>18,687</u>	<u>18,687</u>	<u>-</u>
	2410 - Mosquito Control District Fund Total		<u>1,409,430</u>	<u>465,172</u>	<u>487,287</u>	<u>1,490,350</u>
2601 - Beach & Parks Fund						
<i>44 - Fees and Charges for Services</i>						
	522042 4473008	Beach Vendor Application Fee	700	8,900	9,000	9,600
	522042 4473009	Beach Vendor Amendment Fee	1,300	300	400	600
	522042 4473010	Beach Vending Permit Fees	10,150	9,800	12,000	15,000
	522042 4473015	Bolivar Parking Sticker Fees	<u>879,070</u>	<u>723,489</u>	<u>825,000</u>	<u>850,000</u>
			<u>891,220</u>	<u>742,489</u>	<u>846,400</u>	<u>875,200</u>
<i>48 - Other Revenue</i>						
	522042 4801001	Miscellaneous Revenue	-	66	90	90
	522042 4811010	Interest Revenue	11,737	3,367	4,200	7,000
	522042 4811016	Prosp Investment Interest Rev	<u>2,379</u>	<u>483</u>	<u>700</u>	<u>1,000</u>
			<u>14,116</u>	<u>3,915</u>	<u>4,990</u>	<u>8,090</u>
<i>49 - Other Financing Sources</i>						
	000000 4921010	Sale of Capital Assets	-	6,500	-	-
			-	6,500	-	-
	2601 - Beach & Parks Fund Total		<u>905,336</u>	<u>752,904</u>	<u>851,390</u>	<u>883,290</u>
	Total Revenues - Special Revenue Funds		<u>17,686,728</u>	<u>17,917,374</u>	<u>19,641,985</u>	<u>16,773,183</u>
41 - Taxes						
	2111 - Tx Assess/Coll Sp Inv Tx Fund		3,463	11,067	13,000	13,000
	2301 - Road & Bridge Fund		2,981,753	3,542,962	3,644,900	2,957,703
	2303 - Farm to Market Lateral Road		401	121	160	160
	2370 - Flood Control Fund		3,569,072	3,449,959	3,546,740	3,505,307
	2410 - Mosquito Control District Fund		<u>1,395,544</u>	<u>445,229</u>	<u>467,200</u>	<u>1,487,800</u>
			<u>7,950,233</u>	<u>7,449,337</u>	<u>7,672,000</u>	<u>7,963,969</u>
42 - Licenses and Permits						
	2301 - Road & Bridge Fund		<u>2,978,879</u>	<u>2,098,530</u>	<u>2,400,000</u>	<u>2,900,000</u>
			<u>2,978,879</u>	<u>2,098,530</u>	<u>2,400,000</u>	<u>2,900,000</u>
43 - Intergovernmental Revenues						
	2105 - Dist Clrk Chld Support IV-D		235	-	400	400
	2107 - Election Code Chapter 19 Fund		23,323	20,721	24,000	24,000
	2216 - Probate Court Contributions Fd		48,628	68,732	80,000	80,000

Galveston County, Texas

Funds Received and Estimated to be Received in the Current Year and to be Received in the Ensuing Year

Special Revenue Funds

Estimated Revenues for 09/30/2022 and 09/30/2023

Fund			2022 YTD	Estimated FYE	2023 Budget
Cost Center	Account	Object Description	Actual at 06/30/2022	09/30/2022	as Estimated
			2021 Actual		
	2301 - Road & Bridge Fund		430,047	383,578	409,000
	2303 - Farm to Market Lateral Road		24,989	24,882	-
	2370 - Flood Control Fund		1,765	1,468	1,500
			<u>528,987</u>	<u>499,382</u>	<u>514,900</u>
<u>44 - Fees and Charges for Services</u>					
	2101 - Cnty Records Mgmt & Preserv		82,097	108,286	142,000
	2102 - Co Clerk Rec Mgt & Pres Fund		993,460	629,460	814,600
	2103 - Election Srvs Contract Fund		915,541	224,534	560,000
	2106 - Distr Clerk Records Mgmt Fund		60,073	21,238	31,000
	2113 - County and District Court Tech		6,773	5,409	7,200
	2205 - Courthouse Security Fund		176,265	146,388	175,100
	2206 - Justice Court Bldg Security		8,558	5,955	7,500
	2207 - Appellate Judicial Fund		-	9,760	12,400
	2210 - Court Facility Fee Fund		-	39,040	46,900
	2211 - Law Library		189,486	128,519	263,450
	2212 - Alternative Dispute Resolution		118,848	76,485	162,750
	2214 - Truancy Prevention & Diversion		-	22,553	28,000
	2215 - Justice Court Technology Fund		31,218	20,904	27,200
	2217 - Suppl Crt-Initiatd Guardianshp		26,401	18,687	23,000
	2218 - Pretrial Intervention Program		100	-	-
	2219 - Court Reporter Services		97,282	80,100	89,000
	2341 - Galv Cty Road District #1		583,826	404,791	525,000
	2370 - Flood Control Fund		129,675	110,052	120,000
	2601 - Beach & Parks Fund		891,220	742,489	875,200
			<u>4,310,824</u>	<u>2,794,651</u>	<u>3,910,300</u>
<u>45 - Fines and Forfeitures</u>					
	2131 - DA Forfeitures After 10/89		44,943	31,388	35,000
	2207 - Appellate Judicial Fund		31,821	10,258	16,000
	2209 - CCP Chapter 18 Forfeitures		-	5,770	6,000
	2242 - Sheriff's ForfeituresAft 10/89		48,137	18,223	15,000
			<u>124,900</u>	<u>65,640</u>	<u>72,000</u>
<u>48 - Other Revenue</u>					
	2101 - Cnty Records Mgmt & Preserv		4,888	788	2,400
	2102 - Co Clerk Rec Mgt & Pres Fund		18,546	5,785	13,500
	2103 - Election Srvs Contract Fund		5,911	2,517	5,750
	2105 - Dist Clrk Chld Support IV-D		272	76	230
	2106 - Distr Clerk Records Mgmt Fund		1,250	421	1,325
	2107 - Election Code Chapter 19 Fund		145	36	97
	2111 - Tx Assess/Coll Sp Inv Tx Fund		14,308	3,852	8,325
	2113 - County and District Court Tech		446	134	350
	2121 - Donations To Galveston County		100	22	60
	2131 - DA Forfeitures After 10/89		1,519	149	450
	2205 - Courthouse Security Fund		229	95	230

Galveston County, Texas

Funds Received and Estimated to be Received in the Current Year and to be Received in the Ensuing Year

Special Revenue Funds

Estimated Revenues for 09/30/2022 and 09/30/2023

Fund		Object Description	2021 Actual	2022 YTD	Estimated FYE	2023 Budget
Cost Center	Account			Actual at	09/30/2022	as Estimated
				06/30/2022		
		2206 - Justice Court Bldg Security	350	109	128	230
		2207 - Appellate Judicial Fund	1,085	341	460	900
		2209 - CCP Chapter 18 Forfeitures	-	279	400	800
		2210 - Court Facility Fee Fund	-	5	7	16
		2211 - Law Library	1,281	327	400	800
		2212 - Alternative Dispute Resolution	4,268	1,041	1,250	2,275
		2214 - Truancy Prevention & Diversion	-	71	92	185
		2215 - Justice Court Technology Fund	1,310	407	520	1,025
		2216 - Probate Court Contributions Fd	1,824	525	680	1,250
		2217 - Suppl Crt-Initiatd Guardianshp	717	217	300	575
		2218 - Pretrial Intervention Program	1,070	299	350	625
		2219 - Court Reporter Services	2,602	813	1,025	1,700
		2240 - Sheriff's Commissary Fund	975,763	531,733	956,000	959,000
		2242 - Sheriff's ForfeituresAft 10/89	12,477	863	1,050	1,875
		2254 - Constable Pct 3 Forfeitures	61	17	21	35
		2255 - Constable Pct 4 Forfeitures	14	-	-	-
		2260 - Emergency Management Fund	3,873	1,084	1,250	2,250
		2301 - Road & Bridge Fund	21,576	8,975	21,750	22,050
		2303 - Farm to Market Lateral Road	63,244	120,520	59,966	61,366
		2341 - Galv Cty Road District #1	13,168	4,128	4,700	8,500
		2370 - Flood Control Fund	310,765	143,265	169,300	173,200
		2410 - Mosquito Control District Fund	5,187	1,256	1,400	2,550
		2601 - Beach & Parks Fund	14,116	3,915	4,990	8,090
			<u>1,482,369</u>	<u>834,067</u>	<u>1,242,862</u>	<u>1,282,014</u>
49 - Other Financing Sources						
		2103 - Election Svcs Contract Fund	54	3,200,000	3,200,000	-
		2105 - Dist Clrk Chld Support IV-D	169	-	113	-
		2205 - Courthouse Security Fund	130,000	86,667	130,000	130,000
		2209 - CCP Chapter 18 Forfeitures	-	211,604	211,604	-
		2214 - Truancy Prevention & Diversion	-	44,677	44,677	-
		2242 - Sheriff's ForfeituresAft 10/89	5,900	-	-	-
		2301 - Road & Bridge Fund	100,000	582,354	640,980	-
		2370 - Flood Control Fund	65,714	25,278	27,000	-
		2410 - Mosquito Control District Fund	8,699	18,687	18,687	-
		2601 - Beach & Parks Fund	-	6,500	-	-
			<u>310,536</u>	<u>4,175,767</u>	<u>4,273,062</u>	<u>130,000</u>

Galveston County, Texas

Funds Received and Estimated to be Received in the Current Year and to be Received in the Ensuing Year

Special Revenue Funds

Estimated Revenues for 09/30/2022 and 09/30/2023

Fund		Object Description	2021 Actual	2022 YTD	Estimated FYE	2023 Budget
Cost Center	Account			Actual at	09/30/2022	as Estimated
				06/30/2022		
<u>Total All Funds</u>						
		2101 - Cnty Records Mgt & Preservatio	86,985	109,074	135,920	144,400
		2102 - Co Clerk Rec Mgt & Pres Fund	1,012,007	635,245	790,850	828,100
		2103 - Election Srvs Contract Fund	921,506	3,427,051	3,437,100	565,750
		2105 - Dist Clrk Chld Support IV-D	675	76	628	630
		2106 - Distr Clerk Records Mgmt Fund	61,323	21,659	27,575	32,325
		2107 - Election Code Chapter 19 Fund	23,468	20,757	24,048	24,097
		2111 - Tx Assess/Coll Sp Inv Tx Fund	17,772	14,918	17,670	21,325
		2113 - County and District Court Tech	7,219	5,543	6,775	7,550
		2121 - Donations To Galveston County	100	22	30	60
		2131 - DA Forfeitures After 10/89	46,462	31,537	32,225	35,450
		2205 - Courthouse Security Fund	306,494	233,150	298,115	305,330
		2206 - Justice Court Bldg Security	8,909	6,064	7,428	7,730
		2207 - Appellate Judicial Fund	32,906	20,359	24,160	29,300
		2209 - CCP Chapter 18 Forfeitures	-	217,653	218,004	6,800
		2210 - Court Facility Fee Fund	-	39,045	46,007	46,916
		2211 - Law Library	190,767	128,847	259,850	264,250
		2212 - Alternative Dispute Resolution	123,116	77,526	161,000	165,025
		2214 - Truancy Prevention & Diversion	-	67,301	71,769	28,185
		2215 - Justice Court Technology Fund	32,528	21,311	27,120	28,225
		2216 - Probate Court Contributions Fd	50,452	69,256	80,680	81,250
		2217 - Suppl Crt-Initiatd Guardianshp	27,118	18,905	21,300	23,575
		2218 - Pretrial Intervention Program	1,170	299	350	625
		2219 - Court Reporter Services	99,885	80,913	87,525	90,700
		2240 - Sheriff's Commissary Fund	975,763	531,733	956,000	959,000
		2242 - Sheriff's ForfeituresAft 10/89	66,513	19,086	14,050	16,875
		2254 - Constable Pct 3 Forfeitures	61	17	21	35
		2255 - Constable Pct 4 Forfeitures	14	-	-	-
		2260 - Emergency Management Fund	3,873	1,084	1,250	2,250
		2301 - Road & Bridge Fund	6,512,255	6,616,399	7,111,351	6,288,753
		2303 - Farm to Market Lateral Road	88,634	145,523	85,126	61,526
		2341 - Galv Cty Road District #1	596,994	408,920	494,700	533,500
		2370 - Flood Control Fund	4,076,990	3,730,022	3,864,680	3,800,007
		2410 - Mosquito Control District Fund	1,409,430	465,172	487,287	1,490,350
		2601 - Beach & Parks Fund	905,336	752,904	851,390	883,290
			<u>17,686,728</u>	<u>17,917,374</u>	<u>19,641,985</u>	<u>16,773,183</u>

Galveston County, Texas
 Funds Received and Estimated to be Received in the Current Year and to be Received in the Ensuing Year
 Capital Project Funds
 Estimated Revenues for 09/30/2022 and 09/30/2023

Fund Cost Center	Account	Object Description	2021 Actual	2022 YTD Actual at 06/30/2022	Estimated FYE 09/30/2022	2023 Budget as Estimated
3100 - County Capital Projects Fund						
<i>48 - Other Revenue</i>						
000000	4811010	Interest Revenue	1,365	117	130	250
000000	4811016	Prosp Investment Interest Rev	261	19	22	40
			<u>1,625</u>	<u>136</u>	<u>152</u>	<u>290</u>
<i>49 - Other Financing Sources</i>						
000000	4911101	TFm General Fund	1,800,000	-	-	-
000000	4912967	Trsfm Farm-to-Markt Latl Rd	5,508	-	-	-
			<u>1,805,508</u>	<u>-</u>	<u>-</u>	<u>-</u>
3100 - County Capital Projects Fund Total			<u>1,807,133</u>	<u>136</u>	<u>152</u>	<u>290</u>
3101 - Capital Replenishment						
<i>48 - Other Revenue</i>						
000000	4811010	Interest Revenue	10,549	3,168	3,500	6,000
000000	4811016	Prosp Investment Interest Rev	2,136	451	600	1,000
			<u>12,684</u>	<u>3,619</u>	<u>4,100</u>	<u>7,000</u>
<i>49 - Other Financing Sources</i>						
000000	4911101	TFm General Fund	-	133,333	200,000	-
			<u>-</u>	<u>133,333</u>	<u>200,000</u>	<u>-</u>
3101 - Capital Replenishment Total			<u>12,684</u>	<u>136,952</u>	<u>204,100</u>	<u>7,000</u>
3014 - Unltd Tax Rd Bds Sr 2017						
<i>43 - Intergovernmental Revenues</i>						
315134	4301030	Interlocal Agreement-Cities	-	2,716	3,200	-
315135	4301030	Interlocal Agreement-Cities	29,390	5,597	7,000	-
315143	4301030	Interlocal Agreement-Cities	144,078	-	-	-
315145	4301030	Interlocal Agreement-Cities	-	10,241,470	10,241,470	-
315146	4301030	Interlocal Agreement-Cities	-	3,171,845	3,171,845	-
315148	4301030	Interlocal Agreement-Cities	269,598	-	-	-
315152	4301030	Interlocal Agreement-Cities	504,542	-	-	-
			<u>947,608</u>	<u>13,421,628</u>	<u>13,423,515</u>	<u>-</u>
<i>48 - Other Revenue</i>						
000000	4811010	Interest Revenue	-	389	450	900
000000	4811016	Prosp Investment Interest Rev	-	33	50	75
000000	4811013	Texas Class Interest Revenue	25,952	9,666	12,000	12,000
			<u>25,952</u>	<u>10,089</u>	<u>12,500</u>	<u>12,975</u>
3014 - Unltd Tax Rd Bds Sr 2017 Total			<u>973,560</u>	<u>13,431,717</u>	<u>13,436,015</u>	<u>12,975</u>

Galveston County, Texas
 Funds Received and Estimated to be Received in the Current Year and to be Received in the Ensuing Year
 Capital Project Funds
 Estimated Revenues for 09/30/2022 and 09/30/2023

Fund Cost Center	Account	Object Description	2021 Actual	2022 YTD Actual at 06/30/2022	Estimated FYE 09/30/2022	2023 Budget as Estimated
3015 - LtdTax Fld Crtl Bds Sr 2017						
<i>48 - Other Revenue</i>						
000000	4811013	Texas Class Interest Revenue	<u>5,936</u>	<u>3,028</u>	<u>3,600</u>	<u>3,600</u>
			<u>5,936</u>	<u>3,028</u>	<u>3,600</u>	<u>3,600</u>
3015 - LtdTax Fld Crtl Bds Sr 2017 Total			<u><u>5,936</u></u>	<u><u>3,028</u></u>	<u><u>3,600</u></u>	<u><u>3,600</u></u>
3016 - Ltd Tax Bldg Bds Sr 2017A						
<i>48 - Other Revenue</i>						
000000	4811010	Interest Revenue	-	560	700	1,200
000000	4811013	Texas Class Interest Revenue	8,419	4,232	5,000	5,000
000000	4811016	Prosp Investment Interest Rev	-	92	110	175
			<u>8,419</u>	<u>4,884</u>	<u>5,810</u>	<u>6,375</u>
3016 - Ltd Tax Bldg Bds Sr 2017A Total			<u><u>8,419</u></u>	<u><u>4,884</u></u>	<u><u>5,810</u></u>	<u><u>6,375</u></u>
3120 - Limited Tax Cnty Bldg Bds Sr09						
<i>48 - Other Revenue</i>						
000000	4811010	Interest Revenue	1,689	173	250	450
000000	4811016	Prosp Investment Interest Rev	<u>237</u>	-	-	-
			<u>1,926</u>	<u>173</u>	<u>250</u>	<u>450</u>
3120 - Limited Tax Cnty Bldg Bds Sr09 Total			<u><u>1,926</u></u>	<u><u>173</u></u>	<u><u>250</u></u>	<u><u>450</u></u>
3206 - Comb Tax/Revenue COB Sr 2003C						
<i>48 - Other Revenue</i>						
000000	4811010	Interest Revenue	510	150	175	300
000000	4811016	Prosp Investment Interest Rev	<u>103</u>	<u>22</u>	<u>30</u>	<u>50</u>
			<u>613</u>	<u>172</u>	<u>205</u>	<u>350</u>
3206 - Comb Tax/Revenue COB Sr 2003C Total			<u><u>613</u></u>	<u><u>172</u></u>	<u><u>205</u></u>	<u><u>350</u></u>
3207 - Lmtd Tax County Bldg Bds 2019						
<i>48 - Other Revenue</i>						
000000	4811010	Interest Revenue	20,863	5,434	6,000	10,000
000000	4811016	Prosp Investment Interest Rev	<u>4,231</u>	<u>803</u>	<u>900</u>	<u>1,000</u>
			<u>25,094</u>	<u>6,236</u>	<u>6,900</u>	<u>11,000</u>
3207 - Lmtd Tax County Bldg Bds 2019 Total			<u><u>25,094</u></u>	<u><u>6,236</u></u>	<u><u>6,900</u></u>	<u><u>11,000</u></u>
3210 - County Building Projects						
<i>43 - Intergovernmental Revenues</i>						
312115	4303030	Other Financial Assistance	<u>1,553,961</u>	<u>5,122,121</u>	<u>7,000,000</u>	<u>3,500,000</u>
			<u>1,553,961</u>	<u>5,122,121</u>	<u>7,000,000</u>	<u>3,500,000</u>

Galveston County, Texas
 Funds Received and Estimated to be Received in the Current Year and to be Received in the Ensuing Year
 Capital Project Funds
 Estimated Revenues for 09/30/2022 and 09/30/2023

Fund Cost Center	Account	Object Description	2021 Actual	2022 YTD Actual at 06/30/2022	Estimated FYE 09/30/2022	2023 Budget as Estimated
<i>48 - Other Revenue</i>						
000000	4811010	Interest Revenue	-	6,494	7,200	13,000
000000	4811016	Prosp Investment Interest Rev	-	903	1,200	2,000
			-	7,397	8,400	15,000
3210 - County Building Projects			<u>1,553,961</u>	<u>5,129,518</u>	<u>7,008,400</u>	<u>3,515,000</u>
3222 - Ltd Tax Crim Jst Bds Sr 2003A						
<i>48 - Other Revenue</i>						
000000	4811010	Interest Revenue	262	81	100	200
000000	4811016	Prosp Investment Interest Rev	53	12	15	25
			<u>315</u>	<u>93</u>	<u>115</u>	<u>225</u>
<i>49 - Other Financing Sources</i>						
000000	4921010	Sale of Capital Assets	5,050	-	-	-
			<u>5,050</u>	<u>-</u>	<u>-</u>	<u>-</u>
3222 - Ltd Tax Crim Jst Bds Sr 2003A Total			<u>5,365</u>	<u>93</u>	<u>115</u>	<u>225</u>
3271 - Parks Dept Capital Projects						
<i>48 - Other Revenue</i>						
000000	4811010	Interest Revenue	2,281	671	900	1,500
000000	4811016	Prosp Investment Interest Rev	462	96	120	175
			<u>2,743</u>	<u>768</u>	<u>1,020</u>	<u>1,675</u>
3271 - Parks Dept Capital Projects Total			<u>2,743</u>	<u>768</u>	<u>1,020</u>	<u>1,675</u>
3306 - Road Capital Project Fund-1987						
<i>48 - Other Revenue</i>						
000000	4811010	Interest Revenue	141	42	50	100
000000	4811016	Prosp Investment Interest Rev	29	6	10	15
			<u>170</u>	<u>47</u>	<u>60</u>	<u>115</u>
3306 - Road Capital Project Fund-1987 Total			<u>170</u>	<u>47</u>	<u>60</u>	<u>115</u>
3307 - Unltd Tax Road Bonds Sr 2003B						
<i>48 - Other Revenue</i>						
000000	4811010	Interest Revenue	16,053	5,288	6,200	11,000
000000	4811016	Prosp Investment Interest Rev	12	3	5	10
			<u>16,065</u>	<u>5,290</u>	<u>6,205</u>	<u>11,010</u>
3307 - Unltd Tax Road Bonds Sr 2003B Total			<u>16,065</u>	<u>5,290</u>	<u>6,205</u>	<u>11,010</u>

Galveston County, Texas
 Funds Received and Estimated to be Received in the Current Year and to be Received in the Ensuing Year
 Capital Project Funds
 Estimated Revenues for 09/30/2022 and 09/30/2023

Fund Cost Center	Account	Object Description	2021 Actual	2022 YTD Actual at 06/30/2022	Estimated FYE 09/30/2022	2023 Budget as Estimated
3308 - Unlimited Tax Rd Bds Ser 2001						
<i>48 - Other Revenue</i>						
000000	4811010	Interest Revenue	6,174	1,858	2,200	4,000
000000	4811016	ProspInvestmentInterestRev	1,016	212	250	400
			<u>7,190</u>	<u>2,070</u>	<u>2,450</u>	<u>4,400</u>
3308 - Unlimited Tax Rd Bds Ser 2001 Total			<u>7,190</u>	<u>2,070</u>	<u>2,450</u>	<u>4,400</u>
3310 - Pass Thru Toll Rv Lt Tx BdSr07						
<i>48 - Other Revenue</i>						
000000	4811010	Interest Revenue	31,411	10,344	12,000	16,000
000000	4811016	ProspInvestmentInterestRev	38	8	10	20
			<u>31,449</u>	<u>10,352</u>	<u>12,010</u>	<u>16,020</u>
3310 - Pass Thru Toll Rv Lt Tx BdSr07 Total			<u>31,449</u>	<u>10,352</u>	<u>12,010</u>	<u>16,020</u>
3312 - Unltd Tax Road Bonds Sr 2009						
<i>48 - Other Revenue</i>						
000000	4811010	Interest Revenue	26,137	7,440	8,200	15,000
000000	4811016	ProspInvestmentInterestRev	2,784	522	700	1,200
			<u>28,921</u>	<u>7,962</u>	<u>8,900</u>	<u>16,200</u>
3312 - Unltd Tax Road Bonds Sr 2009 Total			<u>28,921</u>	<u>7,962</u>	<u>8,900</u>	<u>16,200</u>
3313 - Unlmtd Tax Road Bonds 2019						
<i>48 - Other Revenue</i>						
000000	4811010	Interest Revenue	78,695	22,588	26,000	45,000
000000	4811016	ProspInvestmentInterestRev	15,959	3,236	4,000	6,000
			<u>94,654</u>	<u>25,824</u>	<u>30,000</u>	<u>51,000</u>
3313 - Unlmtd Tax Road Bonds 2019 Total			<u>94,654</u>	<u>25,824</u>	<u>30,000</u>	<u>51,000</u>
3316 - Cnty Road & Bridge Projects						
<i>48 - Other Revenue</i>						
000000	4811010	Interest Revenue	1,035	305	400	700
000000	4811016	ProspInvestmentInterestRev	209	44	60	100
			<u>1,244</u>	<u>348</u>	<u>460</u>	<u>800</u>
3316 - Cnty Road & Bridge Projects Total			<u>1,244</u>	<u>348</u>	<u>460</u>	<u>800</u>
3370 - Ltd Tax Flood Control Bds Sr09						
<i>48 - Other Revenue</i>						
000000	4811010	Interest Revenue	3,187	1,050	1,200	2,200
			<u>3,187</u>	<u>1,050</u>	<u>1,200</u>	<u>2,200</u>
3370 - Ltd Tax Flood Control Bds Sr09 Total			<u>3,187</u>	<u>1,050</u>	<u>1,200</u>	<u>2,200</u>

Galveston County, Texas
 Funds Received and Estimated to be Received in the Current Year and to be Received in the Ensuing Year
 Capital Project Funds
 Estimated Revenues for 09/30/2022 and 09/30/2023

Fund Cost Center	Account	Object Description	2021 Actual	2022 YTD Actual at 06/30/2022	Estimated FYE 09/30/2022	2023 Budget as Estimated	
3373 - Gal Cnty Cert of Oblig Sr 2008							
<i>48 - Other Revenue</i>							
	000000	4811010	Interest Revenue	2,634	867	1,000	1,800
	000000	4811016	Prosp Investment Interest Rev	4	1	2	5
				<u>2,638</u>	<u>868</u>	<u>1,002</u>	<u>1,805</u>
3373 - Gal Cnty Cert of Oblig Sr 2008 Total			<u>2,638</u>	<u>868</u>	<u>1,002</u>	<u>1,805</u>	
Total Revenues - Capital Projects Funds			<u>4,582,952</u>	<u>18,767,487</u>	<u>20,728,854</u>	<u>3,662,490</u>	
<u>43 - Intergovernmental Revenues</u>							
	3014	- Unltd Tax Rd Bds Sr 2017		947,608	13,421,628	13,423,515	-
	3210	- County Building Projects		<u>1,553,961</u>	<u>5,122,121</u>	<u>7,000,000</u>	<u>3,500,000</u>
				<u>2,501,569</u>	<u>18,543,749</u>	<u>20,423,515</u>	<u>3,500,000</u>
<u>48 - Other Revenue</u>							
	3014	- Unltd Tax Rd Bds Sr 2017		25,952	10,089	12,500	12,975
	3015	- Ltd Tax Fld Crtl Bds Sr 2017		5,936	3,028	3,600	3,600
	3016	- Ltd Tax Bldg Bds Sr 2017A		8,419	4,884	5,810	6,375
	3100	- County Capital Projects Fund		1,625	136	152	290
	3101	- Capital Replenishment		12,684	3,619	4,100	7,000
	3120	- Limited Tax Cnty Bldg Bds Sr09		1,926	173	250	450
	3206	- Comb Tax/Revenue COB Sr 2003C		613	172	205	350
	3207	- Lmtd Tax County Bldg Bds 2019		25,094	6,236	6,900	11,000
	3210	- County Building Projects		-	7,397	8,400	15,000
	3222	- Ltd Tax Crim Jst Bds Sr 2003A		315	93	115	225
	3271	- Parks Dept Capital Projects		2,743	768	1,020	1,675
	3306	- Road Capital Project Fund-1987		170	47	60	115
	3307	- Unltd Tax Road Bonds Sr 2003B		16,065	5,290	6,205	11,010
	3308	- Unlimited Tax Rd Bds Ser 2001		7,190	2,070	2,450	4,400
	3310	- Pass Thru Toll Rv Lt Tx BdSr07		31,449	10,352	12,010	16,020
	3312	- Unltd Tax Road Bonds Sr 2009		28,921	7,962	8,900	16,200
	3313	- Unlmtd Tax Road Bonds 2019		94,654	25,824	30,000	51,000
	3316	- Cnty Road & Bridge Projects		1,244	348	460	800
	3370	- Ltd Tax Flood Control Bds Sr09		3,187	1,050	1,200	2,200
	3373	- Gal Cnty Cert of Oblig Sr 2008		<u>2,638</u>	<u>868</u>	<u>1,002</u>	<u>1,805</u>
				<u>270,825</u>	<u>90,405</u>	<u>105,339</u>	<u>162,490</u>
<u>49 - Other Financing Sources</u>							
	3100	- County Capital Projects Fund		1,805,508	-	-	-
	3101	- Capital Replenishment		-	133,333	200,000	-
	3222	- Ltd Tax Crim Jst Bds Sr 2003A		<u>5,050</u>	<u>-</u>	<u>-</u>	<u>-</u>
				<u>1,810,558</u>	<u>133,333</u>	<u>200,000</u>	<u>-</u>

Galveston County, Texas

Funds Received and Estimated to be Received in the Current Year and to be Received in the Ensuing Year

Capital Project Funds

Estimated Revenues for 09/30/2022 and 09/30/2023

Fund Cost Center	Account	Object Description	2021 Actual	2022 YTD Actual at 06/30/2022	Estimated FYE 09/30/2022	2023 Budget as Estimated
<u>Total All Funds</u>						
		3014 - Unltd Tax Rd Bds Sr 2017	973,560	13,431,717	13,436,015	12,975
		3015 - Ltd Tax Fld Crtl Bds Sr 2017	5,936	3,028	3,600	3,600
		3016 - Ltd Tax Bldg Bds Sr 2017A	8,419	4,884	5,810	6,375
		3100 - County Capital Projects Fund	1,807,133	136	152	290
		3101 - Capital Replenishment	12,684	136,952	204,100	7,000
		3120 - Limited Tax Cnty Bldg Bds Sr09	1,926	173	250	450
		3206 - Comb Tax/Revenue COB Sr 2003C	613	172	205	350
		3207 - Lmtd Tax County Bldg Bds 2019	25,094	6,236	6,900	11,000
		3210 - County Building Projects	1,553,961	5,129,518	7,008,400	3,515,000
		3222 - Ltd Tax Crim Jst Bds Sr 2003A	5,365	93	115	225
		3271 - Parks Dept Capital Projects	2,743	768	1,020	1,675
		3306 - Road Capital Project Fund-1987	170	47	60	115
		3307 - Unltd Tax Road Bonds Sr 2003B	16,065	5,290	6,205	11,010
		3308 - Unlimited Tax Rd Bds Ser 2001	7,190	2,070	2,450	4,400
		3310 - Pass Thru Toll Rv Lt Tx BdSr07	31,449	10,352	12,010	16,020
		3312 - Unltd Tax Road Bonds Sr 2009	28,921	7,962	8,900	16,200
		3313 - Unlmtd Tax Road Bonds 2019	94,654	25,824	30,000	51,000
		3316 - Cnty Road & Bridge Projects	1,244	348	460	800
		3370 - Ltd Tax Flood Control Bds Sr09	3,187	1,050	1,200	2,200
		3373 - Gal Cnty Cert of Oblig Sr 2008	2,638	868	1,002	1,805
			<u>4,582,952</u>	<u>18,767,487</u>	<u>20,728,854</u>	<u>3,662,490</u>

Galveston County, Texas
 Funds Received and Estimated to be Received in the Current Year and to be Received in the Ensuing Year
 Debt Service Funds
 Estimated Revenues for 09/30/2022 and 09/30/2023

Fund Cost Center	Account	Object Description	2021 Actual	2022 YTD Actual at 06/30/2022	Estimated FYE 09/30/2022	2023 Budget as Estimated
4021 - Ltd Tx Cnty Bld Bd Series 2009						
<i>43 - Intergovernmental Revenues</i>						
000000	4303115	Build America Bonds	<u>226,404</u>	<u>237,869</u>	<u>240,000</u>	<u>451,765</u>
			<u>226,404</u>	<u>237,869</u>	<u>240,000</u>	<u>451,765</u>
<i>48 - Other Revenue</i>						
000000	4860104	Reimb From CAD	<u>61,480</u>	<u>30,740</u>	<u>61,480</u>	<u>61,480</u>
			<u>61,480</u>	<u>30,740</u>	<u>61,480</u>	<u>61,480</u>
4021 - Ltd Tx Cnty Bld Bd Series 2009 Total			<u><u>287,884</u></u>	<u><u>268,609</u></u>	<u><u>301,480</u></u>	<u><u>513,245</u></u>
4026 - PassThr Toll Rv Ltd Tx Rf 2012						
<i>43 - Intergovernmental Revenues</i>						
810817	4302008	Reimb fm TxDot - 646	4,520,676	-	4,800,000	4,800,000
000000	4301102	Debt Srv Rmb frm City of Galv	<u>318,147</u>	<u>159,074</u>	<u>318,147</u>	<u>318,147</u>
			<u>4,838,823</u>	<u>159,074</u>	<u>5,118,147</u>	<u>5,118,147</u>
4026 - PassThr Toll Rv Ltd Tx Rf 2012 Total			<u><u>4,838,823</u></u>	<u><u>159,074</u></u>	<u><u>5,118,147</u></u>	<u><u>5,118,147</u></u>
4999 - Debt Service Funds						
<i>41 - Taxes</i>						
000000	4111010	Ad Valorem Taxes Current	25,378,004	25,690,934	26,314,682	23,075,925
000000	4111020	Ad Valorem Taxes Delinquent	447,282	138,830	342,245	334,000
000000	4112021	Excess Proceeds From Tax Sales	11,418	6,553	9,600	9,600
000000	4191010	Interest and Penalties-Current	112,192	99,065	81,367	81,367
000000	4191011	Interest and Penalties-Delinq	<u>153,369</u>	<u>93,302</u>	<u>105,000</u>	<u>105,000</u>
			<u>26,102,264</u>	<u>26,028,683</u>	<u>26,852,894</u>	<u>23,605,892</u>
<i>48 - Other Revenue</i>						
000000	4811010	Interest Revenue	423,140	159,000	525,000	525,000
000000	4811016	Prosp Investment Interest Rev	<u>84,560</u>	<u>21,980</u>	<u>105,000</u>	<u>105,000</u>
			<u>507,700</u>	<u>180,980</u>	<u>630,000</u>	<u>630,000</u>
4999 - Debt Service Funds Total			<u><u>26,609,964</u></u>	<u><u>26,209,663</u></u>	<u><u>27,482,894</u></u>	<u><u>24,235,892</u></u>
Total Revenues - Debt Service Funds			<u><u>31,736,671</u></u>	<u><u>26,637,345</u></u>	<u><u>32,902,521</u></u>	<u><u>29,867,284</u></u>

Galveston County, Texas
 Funds Received and Estimated to be Received in the Current Year and to be Received in the Ensuing Year
 Debt Service Funds
 Estimated Revenues for 09/30/2022 and 09/30/2023

Fund Cost Center	Account	Object Description	2021 Actual	2022 YTD Actual at 06/30/2022	Estimated FYE 09/30/2022	2023 Budget as Estimated
<u>41 - Taxes</u>						
	4999 - Debt Service Funds		<u>26,102,264</u>	<u>26,028,683</u>	<u>26,852,894</u>	<u>23,605,892</u>
			<u>26,102,264</u>	<u>26,028,683</u>	<u>26,852,894</u>	<u>23,605,892</u>
<u>43 - Intergovernmental Revenues</u>						
	4021 - Ltd Tx Cnty Bld Bd Series 2009		226,404	237,869	240,000	451,765
	4026 - PassThr Toll Rv Ltd Tx Rf 2012		<u>4,838,823</u>	<u>159,074</u>	<u>5,118,147</u>	<u>5,118,147</u>
			<u>5,065,227</u>	<u>396,942</u>	<u>5,358,147</u>	<u>5,569,912</u>
<u>48 - Other Revenue</u>						
	4021 - Ltd Tx Cnty Bld Bd Series 2009		61,480	30,740	61,480	61,480
	4999 - Debt Service Funds		<u>507,700</u>	<u>180,980</u>	<u>630,000</u>	<u>630,000</u>
			<u>569,180</u>	<u>211,720</u>	<u>691,480</u>	<u>691,480</u>
<u>Total All Funds</u>						
	4021 - Ltd Tx Cnty Bld Bd Series 2009		287,884	268,609	301,480	513,245
	4026 - PassThr Toll Rv Ltd Tx Rf 2012		4,838,823	159,074	5,118,147	5,118,147
	4999 - Debt Service Funds		<u>26,609,964</u>	<u>26,209,663</u>	<u>27,482,894</u>	<u>24,235,892</u>
			<u>31,736,671</u>	<u>26,637,345</u>	<u>32,902,521</u>	<u>29,867,284</u>

Galveston County, Texas
 Funds Received and Estimated to be Received in the Current Year and to be Received in the Ensuing Year
 Internal Service Funds
 Estimated Revenues for 09/30/2022 and 09/30/2023


Fund Cost Center	Account	Object Description	2021 Actual	2022 YTD Actual at 06/30/2022	Estimated FYE 09/30/2022	2023 Budget as Estimated
6123 - Employee Benefits						
<i>43 - Intergovernmental Revenues</i>						
155022	4303010	MC PrtD Ret Subs/Pres RDS Reba	85,981	6,995	6,995	-
155023	4303010	MC PrtD Ret Subs/Pres RDS Reba	-	-	-	-
			<u>85,981</u>	<u>6,995</u>	<u>6,995</u>	<u>-</u>
<i>44 - Fees and Charges for Services</i>						
155023	4412311	No-Show Charges	750	875	800	800
155022	4433010	Premium Paid by Employee	668,759	-	-	-
155023	4433010	Premium Paid by Employee	2,139,777	2,354,870	2,800,000	2,800,000
155022	4433011	Premiums Paid by County	2,459,408	-	-	-
155023	4433011	Premiums Paid by County	7,870,074	8,888,579	11,000,000	11,000,000
155022	4433012	Premiums Paid by Retirees	237,779	-	-	-
155023	4433012	Premiums Paid by Retirees	714,220	804,891	1,000,000	1,000,000
155022	4433013	Premium Paid by COBRA	16,783	-	-	-
155023	4433013	Premium Paid by COBRA	4,058	38,002	51,000	51,000
155022	4433020	Premium for Vision	7,922	-	-	-
155023	4433020	Premium for Vision	101,112	111,625	135,000	135,000
155022	4433021	Premium for Dental	90,314	-	-	-
155023	4433021	Premium for Dental	<u>362,946</u>	<u>405,600</u>	<u>510,000</u>	<u>510,000</u>
			<u>14,673,900</u>	<u>12,604,442</u>	<u>15,496,800</u>	<u>15,496,800</u>
<i>48 - Other Revenue</i>						
000000	4801001	Miscellaneous Revenue	-	8,691	8,691	-
000000	4811010	Interest Revenue	22,014	8,741	9,500	16,000
000000	4811016	Prosp Investment Interest Rev	3,631	804	900	1,500
000000	4811201	Interest Health Admin Serv	15	0	-	-
155022	4860106	Prescription Drug Rebate	803,958	1,261	1,261	-
155022	4860108	Insurance Reimb/Refunds	84,454	567	567	-
155022	4860109	Stop Loss Reimbursements	1,497,342	-	-	-
155023	4860106	Prescription Drug Rebate	70,647	225,431	300,000	300,000
155023	4860108	Insurance Reimb/Refunds	144,716	5,054	6,500	6,500
155023	4860109	Stop Loss Reimbursements	82,355	408,602	520,000	520,000
155023	4861103	Reimb Frm GISD - CareHere	26,751	11,676	14,000	14,000
155023	4861104	Reimb Frm GCHD CareHere	<u>14,392</u>	<u>8,932</u>	<u>11,000</u>	<u>11,000</u>
			<u>2,750,276</u>	<u>679,758</u>	<u>872,419</u>	<u>869,000</u>
<i>49 - Other Financing Sources</i>						
000000	4911101	TFm General Fund	2,014,958	6,667	10,000	500,000
155023	4911101	TFm General Fund	<u>800,000</u>	<u>-</u>	<u>-</u>	<u>-</u>
			<u>2,814,958</u>	<u>6,667</u>	<u>10,000</u>	<u>500,000</u>
6123 - Employee Benefits Total			<u>20,325,115</u>	<u>13,297,861</u>	<u>16,386,214</u>	<u>16,865,800</u>

Galveston County, Texas
 Funds Received and Estimated to be Received in the Current Year and to be Received in the Ensuing Year
 Internal Service Funds
 Estimated Revenues for 09/30/2022 and 09/30/2023

Fund Cost Center	Account	Object Description	2021 Actual	2022 YTD Actual at 06/30/2022	Estimated FYE 09/30/2022	2023 Budget as Estimated
6124 - Workers Compensation Fund						
<i>44 - Fees and Charges for Services</i>						
155020	4434010	Premiums Pd by County-WC	<u>850,000</u>	<u>159,376</u>	<u>850,000</u>	<u>850,000</u>
			<u>850,000</u>	<u>159,376</u>	<u>850,000</u>	<u>850,000</u>
<i>48 - Other Revenue</i>						
155020	4804310	Reimb-FEMA	5	3	5	5
000000	4811010	Interest Revenue	11,840	3,955	5,000	9,000
000000	4811016	Prosp Investment Interest Rev	2,389	565	700	1,100
000000	4811020	Program Interest Revenue	38	10	15	15
155020	4860108	Claim Overpayment-Insurance	<u>12,529</u>	<u>-</u>	<u>-</u>	<u>-</u>
			<u>26,801</u>	<u>4,532</u>	<u>5,720</u>	<u>10,120</u>
6124 - Workers Compensation Fund Total			<u>876,801</u>	<u>163,908</u>	<u>855,720</u>	<u>860,120</u>
6125 - Unemployment						
<i>44 - Fees and Charges for Services</i>						
155015	4433011	Premiums Paid by County	<u>137,634</u>	<u>77,027</u>	<u>165,000</u>	<u>165,000</u>
			<u>137,634</u>	<u>77,027</u>	<u>165,000</u>	<u>165,000</u>
<i>48 - Other Revenue</i>						
000000	4811010	Interest Revenue	4,706	1,430	1,700	3,000
000000	4811016	Prosp Investment Interest Rev	953	204	250	400
155015	4860107	Refunds Premium Prior Year	<u>-</u>	<u>15,710</u>	<u>15,710</u>	<u>-</u>
			<u>5,659</u>	<u>17,344</u>	<u>17,660</u>	<u>3,400</u>
6125 - Unemployment Total			<u>143,292</u>	<u>94,371</u>	<u>182,660</u>	<u>168,400</u>
6130 - Self Insurance Reserve Fund						
<i>44 - Fees and Charges for Services</i>						
151400	4433009	Self Insurance Revenue	<u>1,252,969</u>	<u>469,865</u>	<u>2,670,518</u>	<u>3,000,000</u>
			<u>1,252,969</u>	<u>469,865</u>	<u>2,670,518</u>	<u>3,000,000</u>
<i>48 - Other Revenue</i>						
000000	4811010	Interest Revenue	36,120	9,359	11,000	20,000
000000	4811016	Prosp Investment Interest Rev	7,310	1,358	1,600	3,000
151431	4860107	Refunds Premium Prior Year	526	274	800	800
153000	4871010	Recovery Sheriff's Autos	-	1,827	-	-
153000	4871012	Recovery Property	432	-	-	-
126100	4871401	Filing Fee for D.C. Self Ins	<u>141</u>	<u>89</u>	<u>120</u>	<u>120</u>
			<u>44,529</u>	<u>12,907</u>	<u>13,520</u>	<u>23,920</u>
6130 - Self Insurance Reserve Fund Total			<u>1,297,498</u>	<u>482,773</u>	<u>2,684,038</u>	<u>3,023,920</u>
Total Revenues for Internal Service Funds			<u>22,642,706</u>	<u>14,038,912</u>	<u>20,108,632</u>	<u>20,918,240</u>

Galveston County, Texas
 Funds Received and Estimated to be Received in the Current Year and to be Received in the Ensuing Year
 Internal Service Funds
 Estimated Revenues for 09/30/2022 and 09/30/2023

Fund Cost Center	Account	Object Description	2021 Actual	2022 YTD Actual at 06/30/2022	Estimated FYE 09/30/2022	2023 Budget as Estimated
<u>43 - Intergovernmental Revenues</u>						
	6123 - Employee Benefits		85,981	6,995	6,995	-
			<u>85,981</u>	<u>6,995</u>	<u>6,995</u>	<u>-</u>
<u>44 - Fees and Charges for Services</u>						
	6123 - Employee Benefits		14,673,900	12,604,442	15,496,800	15,496,800
	6124 - Workers Compensation Fund		850,000	159,376	850,000	850,000
	6125 - Unemployment		137,634	77,027	165,000	165,000
	6130 - Self Insurance Reserve Fund		1,252,969	469,865	2,670,518	3,000,000
			<u>16,914,503</u>	<u>13,310,710</u>	<u>19,182,318</u>	<u>19,511,800</u>
<u>48 - Other Revenue</u>						
	6123 - Employee Benefits		2,750,276	679,758	872,419	869,000
	6124 - Workers Compensation Fund		26,801	4,532	5,720	10,120
	6125 - Unemployment		5,659	17,344	17,660	3,400
	6130 - Self Insurance Reserve Fund		44,529	12,907	13,520	23,920
			<u>2,827,264</u>	<u>714,541</u>	<u>909,319</u>	<u>906,440</u>
<u>49 - Other Financing Sources</u>						
	6123 - Employee Benefits		2,814,958	6,667	10,000	500,000
			<u>2,814,958</u>	<u>6,667</u>	<u>10,000</u>	<u>500,000</u>
<u>Total All Funds</u>						
	6123 - Employee Benefits		20,325,115	13,297,861	16,386,214	16,865,800
	6124 - Workers Compensation Fund		876,801	163,908	855,720	860,120
	6125 - Unemployment		143,292	94,371	182,660	168,400
	6130 - Self Insurance Reserve Fund		1,297,498	482,773	2,684,038	3,023,920
			<u>22,642,706</u>	<u>14,038,912</u>	<u>20,108,632</u>	<u>20,918,240</u>



This page is intentionally left blank.

Galveston County, Texas

Department Budget History and Budget (Expenditures) with FY-T-D Actuals

1101 Fund: General Fund
1100 Department: General Government
110000 Division: General Government

Current Fiscal Year is 94.5 % Complete

2020 Actual Expenditure	2021 Actual Expenditure	2022 Adopted Budget	2022 Amended Budget	2022 FY-T-D Expenditure	2022 Expenditure Percent	Object	Description	2023 Base Budget	2023 Requested Budget	2023 Tentative Budget
						51	Personnel & Benefits			
214,561	311,201	311,388	315,932	277,409	88 %	5100000	Salaries	289,361	302,999	336,055
398,067	612,761	500,000	500,000	665,231	133 %	5112001	Vac/SickLvPyOut	0	500,000	500,000
2,327,428	2,052,034	3,526,928	3,526,928	1,658,501	47 %	5151000	Cnty Hlth Insur	26,932	3,526,932	3,531,486
2,007,781	1,000,000	500,000	500,000	458,333	92 %	5151001	Self Insurance	0	500,000	500,000
8,453	12,980	11,768	11,834	13,623	115 %	5152102	Medicare FICA	4,199	4,396	12,848
74,307	112,584	104,428	105,020	124,285	118 %	5153000	Pension - TCDRS	37,648	39,422	115,280
51,172	75,917	70,147	70,504	76,119	108 %	5154000	Alternate Plan	22,709	25,459	69,528
695	0	0	0	0	****	5154111	Alt Pln-Nonp Emp	0	0	0
1,448	1,771	1,139	1,146	1,044	91 %	5155000	UnemplCompens	1,044	427	540
783,552	783,552	195,892	195,892	179,567	92 %	5156000	Worker's Compens	0	195,892	195,892
5,867,466	4,962,804	5,221,690	5,227,256	3,454,116	66 %	Subtotals:		381,893	5,095,527	5,261,629
						53	Supplies			
2,062	0	10,000	10,000	0	0 %	5310000	Admin Supplies	10,000	10,000	10,000
371	0	0	0	0	****	5310001	ExtraordinarySpl	0	0	0
0	0	235,920	0	0	****	5361001	VHMake Ready	235,920	235,920	235,920
2,434	0	245,920	10,000	0	0 %	Subtotals:		245,920	245,920	245,920
						54	Other Services and Charges			
71,340	71,105	100,000	100,000	58,100	58 %	5414200	Audit Services	0	100,000	100,000
0	59,860	59,860	59,860	0	0 %	5415200	Interlocal Agrmt	0	59,860	59,860
6,804	7,210	7,000	7,000	6,230	89 %	5417112	ACA Fees	7,000	7,000	7,000
377,270	369,842	385,000	385,000	338,448	88 %	5426200	Bldg Leases/Rntl	385,000	385,000	385,000
509,640	399,678	375,500	394,500	240,595	61 %	5481000	Other ContractSv	0	375,500	1,400,500
235,606	227,269	210,000	210,000	136,804	65 %	5492100	Mobile Phone Exp	210,000	210,000	210,000
68,895	90,744	100,000	200,000	83,745	42 %	5493100	Marketing and Ad	100,000	330,000	230,000
20,038	12,958	20,000	20,000	2,455	12 %	5496100	Travel and Confe	20,000	20,000	20,000
3,021	2,862	8,000	8,000	1,063	13 %	5496301	Business Mileage	8,000	8,000	8,000
19,567	28,965	26,700	31,695	34,354	108 %	5498000	Memb&Dues	26,700	31,695	31,695

Galveston County, Texas

Department Budget History and Budget (Expenditures) with FY-T-D Actuals

1101 Fund: General Fund
1100 Department: General Government
110000 Division: General Government

Current Fiscal Year is 94.5 % Complete

2020 Actual Expenditure	2021 Actual Expenditure	2022 Adopted Budget	2022 Amended Budget	2022 FY-T-D Expenditure	2022 Expenditure Percent	Object	Description	2023 Base Budget	2023 Requested Budget	2023 Tentative Budget
1,202,934	1,534,506	1,324,319	1,324,693	993,519	75 %	5498001	Agency Membershi	1,324,319	1,324,319	1,324,319
20,667	12,879	20,700	20,700	13,160	64 %	5499302	Second Admin Dst	20,700	20,700	20,700
2,535,788	2,817,883	2,637,079	2,761,448	1,908,477	69 %		Subtotals:	2,101,719	2,872,074	3,797,074
						55	Inter/Intragvrnmntl Expenditrs			
5,000	5,000	5,000	5,000	0	0 %	5500300	Assistance to Ag	5,000	5,000	5,000
5,000	5,000	5,000	5,000	0	0 %		Subtotals:	5,000	5,000	5,000
						56	Other Expenses			
1,113,684	0	0	0	0	****	5602200	RefndsAdVlrmTx	0	0	0
1,113,684	0	0	0	0	****		Subtotals:	0	0	0
						57	Capital Outlay			
0	0	0	0	0	****		Subtotals:	0	0	0
						58	Debt Service			
0	0	0	0	0	****		Subtotals:	0	0	0
						59	Other Financing Uses			
854,662	1,203,324	800,000	1,580,182	1,154,545	73 %	5910100	TTo GM-Mand	800,000	1,580,182	1,000,000
143,378	98,489	200,000	381,259	170,579	45 %	5910200	TTo GM-Disc	200,000	262,266	250,000
998,041	1,301,813	1,000,000	1,961,441	1,325,124	68 %		Subtotals:	1,000,000	1,842,448	1,250,000
10,522,415	9,087,500	9,109,689	9,965,145	6,687,718	67 %		Fund Cost Center Totals:	3,734,532	10,060,969	10,559,623

Galveston County, Texas

Department Budget History and Budget (Expenditures) with FY-T-D Actuals

1101 Fund: General Fund
1110 Department: County Judge
111000 Division: County Judge

Current Fiscal Year is 94.5 % Complete

2020 Actual Expenditure	2021 Actual Expenditure	2022 Adopted Budget	2022 Amended Budget	2022 FY-T-D Expenditure	2022 Expenditure Percent	Object	Description	2023 Base Budget	2023 Requested Budget	2023 Tentative Budget
						51	Personnel & Benefits			
394,680	417,999	422,505	422,505	388,357	92 %	5100000	Salaries	422,505	422,505	442,108
12,000	12,120	14,400	14,400	13,080	91 %	5111003	Auto Allowances	14,400	14,400	14,400
47	2,910	0	0	0	****	5130000	Overtime	0	0	0
27,232	28,602	32,640	32,640	30,004	92 %	5151000	Cnty Hlth Insur	32,644	32,644	38,164
5,920	6,303	6,338	6,338	5,847	92 %	5152102	Medicare FICA	6,338	6,338	6,622
48,070	52,253	56,232	56,232	49,998	89 %	5153000	Pension - TCDRS	56,843	56,843	54,190
34,223	36,387	37,773	37,773	31,887	84 %	5154000	Alternate Plan	34,285	37,773	39,467
517	437	324	324	297	92 %	5155000	UnemplCompens	829	324	389
-740	0	0	0	0	****	5190001	FEMA Salary/Bnft	0	0	0
521,950	557,013	570,212	570,212	519,470	91 %	Subtotals:		567,844	570,827	595,340
						53	Supplies			
4,172	4,080	4,600	4,600	3,295	72 %	5310000	Admin Supplies	4,600	4,600	4,600
4,172	4,080	4,600	4,600	3,295	72 %	Subtotals:		4,600	4,600	4,600
						54	Other Services and Charges			
199	324	1,500	1,500	0	0 %	5499231	In-House Meeting	1,500	1,500	1,500
199	324	1,500	1,500	0	0 %	Subtotals:		1,500	1,500	1,500
						56	Other Expenses			
0	0	0	0	0	****	Subtotals:		0	0	0
526,322	561,418	576,312	576,312	522,766	91 %	Fund Cost Center Totals:		573,944	576,927	601,440

Galveston County, Texas

Department Budget History and Budget (Expenditures) with FY-T-D Actuals

1101 Fund: General Fund
 1111 Department: Commissioners' Crt
 111101 Division: County Commissioner-Pct 1

Current Fiscal Year is 94.5 % Complete

2020 Actual Expenditure	2021 Actual Expenditure	2022 Adopted Budget	2022 Amended Budget	2022 FY-T-D Expenditure	2022 Expenditure Percent	Object	Description	2023 Base Budget	2023 Requested Budget	2023 Tentative Budget
						51	Personnel & Benefits			
173,637	173,093	175,018	175,018	149,968	86 %	5100000	Salaries	175,018	172,421	179,318
12,000	12,120	14,400	14,400	13,080	91 %	5111003	Auto Allowances	14,400	14,400	14,400
13,616	14,301	16,320	16,320	13,432	82 %	5151000	Cnty Hlth Insur	16,322	16,322	19,082
2,705	2,699	2,748	2,748	2,376	86 %	5152102	Medicare FICA	2,748	2,710	2,809
21,153	21,487	24,379	24,379	19,292	79 %	5153000	Pension - TCDRS	24,644	24,306	22,995
15,052	14,963	16,376	16,376	12,353	75 %	5154000	Alternate Plan	14,864	15,738	16,317
120	101	77	77	70	92 %	5155000	UnemplCompens	197	73	87
238,285	238,766	249,318	249,318	210,574	84 %		Subtotals:	248,193	245,970	255,008
						53	Supplies			
0	15	800	800	0	0 %	5310000	Admin Supplies	800	800	800
0	15	800	800	0	0 %		Subtotals:	800	800	800
						54	Other Services and Charges			
0	0	100	100	0	0 %	5496301	Business Mileage	100	100	100
0	0	100	100	0	0 %		Subtotals:	100	100	100
						56	Other Expenses			
0	0	0	0	0	****		Subtotals:	0	0	0
238,285	238,781	250,218	250,218	210,574	84 %		Fund Cost Center Totals:	249,093	246,870	255,908

Galveston County, Texas

Department Budget History and Budget (Expenditures) with FY-T-D Actuals

1101 Fund: General Fund
1111 Department: Commissioners' Crt
111102 Division: County Commissioner-Pct 2

Current Fiscal Year is 94.5 % Complete

2020 Actual Expenditure	2021 Actual Expenditure	2022 Adopted Budget	2022 Amended Budget	2022 FY-T-D Expenditure	2022 Expenditure Percent	Object	Description	2023 Base Budget	2023 Requested Budget	2023 Tentative Budget
						51	Personnel & Benefits			
172,014	173,093	175,018	175,018	160,872	92 %	5100000	Salaries	175,018	175,018	182,836
12,000	12,120	14,400	14,400	13,080	91 %	5111003	Auto Allowances	14,400	14,400	14,400
13,616	14,301	16,320	16,320	15,002	92 %	5151000	Cnty Hlth Insur	16,322	16,322	19,082
2,689	2,707	2,748	2,748	2,542	93 %	5152102	Medicare FICA	2,748	2,748	2,860
20,954	21,487	24,379	24,379	20,710	85 %	5153000	Pension - TCDRS	24,644	24,644	23,413
14,911	14,963	16,376	16,376	13,209	81 %	5154000	Alternate Plan	14,864	16,376	17,052
120	101	77	77	70	92 %	5155000	UnemplCompens	197	77	93
236,307	238,774	249,318	249,318	225,487	90 %		Subtotals:	248,193	249,585	259,736
						53	Supplies			
155	180	800	800	178	22 %	5310000	Admin Supplies	800	800	800
155	180	800	800	178	22 %		Subtotals:	800	800	800
						54	Other Services and Charges			
0	0	100	100	0	0 %	5496301	Business Mileage	100	100	100
0	0	100	100	0	0 %		Subtotals:	100	100	100
						56	Other Expenses			
0	0	0	0	0	****		Subtotals:	0	0	0
236,462	238,955	250,218	250,218	225,665	90 %		Fund Cost Center Totals:	249,093	250,485	260,636

Galveston County, Texas

Department Budget History and Budget (Expenditures) with FY-T-D Actuals

1101 Fund: General Fund
 1111 Department: Commissioners' Crt
 111103 Division: County Commissioner-Pct 3

Current Fiscal Year is 94.5 % Complete

2020 Actual Expenditure	2021 Actual Expenditure	2022 Adopted Budget	2022 Amended Budget	2022 FY-T-D Expenditure	2022 Expenditure Percent	Object	Description	2023 Base Budget	2023 Requested Budget	2023 Tentative Budget
						51	Personnel & Benefits			
185,918	188,002	190,610	190,610	175,202	92 %	5100000	Salaries	190,610	190,610	199,286
12,000	12,120	14,400	14,400	13,080	91 %	5111003	Auto Allowances	14,400	14,400	14,400
13,616	14,301	16,320	16,320	15,002	92 %	5151000	Cnty Hlth Insur	16,322	16,322	19,082
2,892	2,926	2,974	2,974	2,752	93 %	5152102	Medicare FICA	2,974	2,974	3,099
22,648	23,338	26,386	26,386	22,556	85 %	5153000	Pension - TCDRS	26,673	26,673	25,365
16,117	16,252	17,724	17,724	14,385	81 %	5154000	Alternate Plan	16,088	17,724	18,474
155	129	99	99	90	92 %	5155000	UnemplCompens	253	99	119
253,348	257,070	268,513	268,513	243,069	91 %	Subtotals:		267,320	268,802	279,825
						53	Supplies			
133	507	800	800	231	29 %	5310000	Admin Supplies	800	800	800
133	507	800	800	231	29 %	Subtotals:		800	800	800
						54	Other Services and Charges			
100	175	1,000	1,000	230	23 %	5496100	Travel and Confe	1,000	1,000	1,000
0	0	100	100	0	0 %	5496301	Business Mileage	100	100	100
100	175	1,100	1,100	230	21 %	Subtotals:		1,100	1,100	1,100
						56	Other Expenses			
0	0	0	0	0	****	Subtotals:		0	0	0
253,582	257,753	270,413	270,413	243,530	90 %	Fund Cost Center Totals:		269,220	270,702	281,725

Galveston County, Texas

Department Budget History and Budget (Expenditures) with FY-T-D Actuals

1101 Fund: General Fund
 1111 Department: Commissioners' Crt
 111104 Division: County Commissioner-Pct 4

Current Fiscal Year is 94.5 % Complete

2020 Actual Expenditure	2021 Actual Expenditure	2022 Adopted Budget	2022 Amended Budget	2022 FY-T-D Expenditure	2022 Expenditure Percent	Object	Description	2023 Base Budget	2023 Requested Budget	2023 Tentative Budget
						51	Personnel & Benefits			
121,327	120,963	169,089	169,089	109,855	65 %	5100000	Salaries	120,500	169,089	175,853
12,000	12,120	14,400	14,400	13,080	91 %	5111003	Auto Allowances	14,400	14,400	14,400
6,808	7,150	16,320	16,320	6,559	40 %	5151000	Cnty Hlth Insur	8,161	16,322	19,082
1,945	1,942	2,662	2,662	1,792	67 %	5152102	Medicare FICA	1,957	2,662	2,759
14,781	15,016	23,616	23,616	14,141	60 %	5153000	Pension - TCDRS	17,551	23,873	22,584
10,517	10,457	15,864	15,864	9,023	57 %	5154000	Alternate Plan	10,586	14,399	14,930
114	94	69	69	63	92 %	5155000	UnemplCompens	0	69	81
167,493	167,743	242,020	242,020	154,515	64 %		Subtotals:	173,155	240,814	249,689
						53	Supplies			
0	0	800	800	39	5 %	5310000	Admin Supplies	800	800	800
0	0	800	800	39	5 %		Subtotals:	800	800	800
						54	Other Services and Charges			
0	0	100	100	0	0 %	5496301	Business Mileage	100	100	100
0	0	100	100	0	0 %		Subtotals:	100	100	100
						56	Other Expenses			
0	0	0	0	0	****		Subtotals:	0	0	0
167,493	167,743	242,920	242,920	154,554	64 %		Fund Cost Center Totals:	174,055	241,714	250,589

Galveston County, Texas

Department Budget History and Budget (Expenditures) with FY-T-D Actuals

1101 Fund: General Fund
1140 Department: County Clerk
114000 Division: County Clerk

Current Fiscal Year is 94.5 % Complete

2020 Actual Expenditure	2021 Actual Expenditure	2022 Adopted Budget	2022 Amended Budget	2022 FY-T-D Expenditure	2022 Expenditure Percent	Object	Description	2023 Base Budget	2023 Requested Budget	2023 Tentative Budget
						51	Personnel & Benefits			
1,555,243	1,535,017	1,527,881	1,527,881	1,408,467	92 %	5100000	Salaries	1,562,474	1,627,756	1,722,445
591	613	4,000	4,000	3,709	93 %	5130000	Overtime	0	4,000	4,000
226,309	231,038	285,600	285,600	237,538	83 %	5151000	Cnty Hlth Insur	269,313	285,635	333,935
22,713	22,457	22,226	22,226	20,642	93 %	5152102	Medicare FICA	22,668	23,617	24,992
189,001	190,621	197,169	197,169	181,802	92 %	5153000	Pension - TCDRS	203,292	211,788	204,471
134,544	132,755	132,449	132,449	116,021	88 %	5154000	Alternate Plan	87,219	136,244	144,110
3,514	2,739	2,006	2,006	1,838	92 %	5155000	UnemplCompens	5,234	2,138	2,585
2,131,917	2,115,242	2,171,331	2,171,331	1,970,021	91 %		Subtotals:	2,150,200	2,291,178	2,436,538
						53	Supplies			
17,195	12,453	20,000	20,000	18,503	93 %	5310000	Admin Supplies	20,000	20,000	20,000
716	642	500	500	530	106 %	5317000	BooksPriodcls	500	500	500
17,911	13,095	20,500	20,500	19,033	93 %		Subtotals:	20,500	20,500	20,500
						54	Other Services and Charges			
1,595	957	3,000	3,000	0	0 %	5423000	M&R Equip	0	3,000	3,000
193	93	240	240	0	0 %	5493100	Marketing and Ad	240	240	240
4,560	3,493	4,000	4,000	3,807	95 %	5496100	Travel and Confe	4,000	4,000	4,000
368	278	800	800	409	51 %	5496301	Business Mileage	800	800	800
250	525	525	525	525	100 %	5498000	Memb&Dues	525	525	525
6,966	5,347	8,565	8,565	4,741	55 %		Subtotals:	5,565	8,565	8,565
						56	Other Expenses			
0	0	0	0	0	****		Subtotals:	0	0	0
						57	Capital Outlay			
0	0	0	0	0	****		Subtotals:	0	0	0

Galveston County, Texas

Department Budget History and Budget (Expenditures) with FY-T-D Actuals

1101 Fund: General Fund
 1140 Department: County Clerk
 114000 Division: County Clerk

Current Fiscal Year is 94.5 % Complete

2020 Actual Expenditure	2021 Actual Expenditure	2022 Adopted Budget	2022 Amended Budget	2022 FY-T-D Expenditure	2022 Expenditure Percent	Object	Description	2023 Base Budget	2023 Requested Budget	2023 Tentative Budget
2,156,795	2,133,685	2,200,396	2,200,396	1,993,796	91 %		Fund Cost Center Totals:	2,176,265	2,320,243	2,465,603

Galveston County, Texas

Department Budget History and Budget (Expenditures) with FY-T-D Actuals

1101 Fund: General Fund
1140 Department: County Clerk
114030 Division: Election Expense

Current Fiscal Year is 94.5 % Complete

2020 Actual Expenditure	2021 Actual Expenditure	2022 Adopted Budget	2022 Amended Budget	2022 FY-T-D Expenditure	2022 Expenditure Percent	Object	Description	2023 Base Budget	2023 Requested Budget	2023 Tentative Budget
						51	Personnel & Benefits			
297,655	266,967	294,039	294,039	254,788	87 %	5100000	Salaries	38,607	282,792	300,133
530,895	761,357	600,000	600,000	649,832	108 %	5120001	Seasonal Help	0	600,000	600,000
17,515	10,165	30,000	30,000	19,433	65 %	5130000	Overtime	0	30,000	30,000
40,848	39,092	48,960	48,960	40,957	84 %	5151000	Cnty Hlth Insur	8,161	48,966	57,246
11,180	13,489	13,400	13,400	11,220	84 %	5152102	Medicare FICA	560	4,104	4,356
37,263	34,039	41,707	41,707	34,698	83 %	5153000	Pension - TCDRS	5,023	36,794	35,630
26,514	23,722	28,016	28,016	22,175	79 %	5154000	Alternate Plan	3,030	24,172	25,659
1,586	2,142	8,220	8,220	1,052	13 %	5154111	Alt Pln-Nonp Emp	0	8,220	8,220
1,528	2,168	1,297	1,297	1,188	92 %	5155000	UnemplCompens	139	398	483
964,987	1,153,145	1,065,639	1,065,639	1,035,347	97 %		Subtotals:	55,520	1,035,446	1,061,727
						53	Supplies			
3,922	4,990	10,000	10,000	8,891	89 %	5310000	Admin Supplies	10,000	10,000	10,000
3,922	4,990	10,000	10,000	8,891	89 %		Subtotals:	10,000	10,000	10,000
						54	Other Services and Charges			
133,008	223,564	197,500	197,500	166,858	84 %	5423000	M&R Equip	0	247,500	225,000
77,887	63,094	105,000	105,000	84,344	80 %	5481000	Other ContractSv	0	105,000	105,000
211	577	800	800	232	29 %	5493100	Marketing and Ad	800	800	800
48	4,593	6,000	6,000	8,901	148 %	5496100	Travel and Confe	6,000	7,500	7,500
1,806	2,184	4,000	4,000	2,201	55 %	5496301	Business Mileage	4,000	4,000	4,000
35,519	21,516	40,000	40,000	14,695	37 %	5499201	Election Expense	40,000	40,000	40,000
248,482	315,530	353,300	353,300	277,233	78 %		Subtotals:	50,800	404,800	382,300
						56	Other Expenses			
0	0	0	0	0	****		Subtotals:	0	0	0
						57	Capital Outlay			

Galveston County, Texas

Department Budget History and Budget (Expenditures) with FY-T-D Actuals

1101 Fund: General Fund
 1140 Department: County Clerk
 114030 Division: Election Expense

Current Fiscal Year is 94.5 % Complete

2020 Actual Expenditure	2021 Actual Expenditure	2022 Adopted Budget	2022 Amended Budget	2022 FY-T-D Expenditure	2022 Expenditure Percent	Object	Description	2023 Base Budget	2023 Requested Budget	2023 Tentative Budget
0	0	0	0	0	****	5743000	Vehicles	0	120,000	0
0	0	0	0	0	****	Subtotals:		0	120,000	0
1,217,392	1,473,666	1,428,939	1,428,939	1,321,472	92 %	Fund Cost Center Totals:		116,320	1,570,246	1,454,027

Galveston County, Texas

Department Budget History and Budget (Expenditures) with FY-T-D Actuals

1101 Fund: General Fund
1175 Department: Veteran's Services
117500 Division: Veteran's Services

Current Fiscal Year is 94.5 % Complete

2020 Actual Expenditure	2021 Actual Expenditure	2022 Adopted Budget	2022 Amended Budget	2022 FY-T-D Expenditure	2022 Expenditure Percent	Object	Description	2023 Base Budget	2023 Requested Budget	2023 Tentative Budget
						51	Personnel & Benefits			
140,803	139,898	144,750	144,750	133,040	92 %	5100000	Salaries	144,750	144,750	153,597
20,424	21,360	24,480	24,480	22,503	92 %	5151000	Cnty Hlth Insur	24,483	24,483	28,623
2,084	2,072	2,101	2,101	1,984	94 %	5152102	Medicare FICA	2,101	2,101	2,228
17,154	17,367	18,630	18,630	17,127	92 %	5153000	Pension - TCDRS	18,834	18,834	18,234
12,205	12,094	12,515	12,515	10,923	87 %	5154000	Alternate Plan	11,359	12,515	13,279
323	272	204	204	187	92 %	5155000	UnemplCompens	523	204	247
192,995	193,065	202,680	202,680	185,766	92 %		Subtotals:	202,050	202,887	216,208
						53	Supplies			
1,049	946	1,700	1,700	406	24 %	5310000	Admin Supplies	1,700	1,750	1,750
114	208	300	300	0	0 %	5312101	Uniforms	300	300	300
0	0	100	100	0	0 %	5317000	BooksPriodcls	100	100	100
1,163	1,154	2,100	2,100	406	19 %		Subtotals:	2,100	2,150	2,150
						54	Other Services and Charges			
0	1,350	1,350	1,350	1,350	100 %	5419301	Software Licensi	0	1,350	1,350
1,538	0	950	950	1,397	147 %	5496100	Travel and Confe	950	2,800	2,800
0	0	650	650	488	75 %	5496301	Business Mileage	650	650	650
50	1,000	100	100	0	0 %	5498000	Memb&Dues	100	100	100
1,588	2,350	3,050	3,050	3,235	106 %		Subtotals:	1,700	4,900	4,900
						56	Other Expenses			
0	0	0	0	0	****		Subtotals:	0	0	0
195,747	196,570	207,830	207,830	189,408	91 %		Fund Cost Center Totals:	205,850	209,937	223,258

Galveston County, Texas

Department Budget History and Budget (Expenditures) with FY-T-D Actuals

1101 Fund: General Fund
 1208 Department: Mental Health Court Program
 120800 Division: Mental Health Court Program

Current Fiscal Year is 94.5 % Complete

2020 Actual Expenditure	2021 Actual Expenditure	2022 Adopted Budget	2022 Amended Budget	2022 FY-T-D Expenditure	2022 Expenditure Percent	Object	Description	2023 Base Budget	2023 Requested Budget	2023 Tentative Budget
						54	Other Services and Charges			
24,500	0	0	0	0	****	5481000	Other ContractSv	0	0	0
1,463	0	0	0	0	****	5496100	Travel and Confe	0	0	0
25,963	0	0	0	0	****	Subtotals:		0	0	0
25,963	0	0	0	0	****	Fund Cost Center Totals:		0	0	0

Galveston County, Texas

Department Budget History and Budget (Expenditures) with FY-T-D Actuals

1101 Fund: General Fund
 1209 Department: Veteran's Court
 120900 Division: Veterans Participation Program

Current Fiscal Year is 94.5 % Complete

2020 Actual Expenditure	2021 Actual Expenditure	2022 Adopted Budget	2022 Amended Budget	2022 FY-T-D Expenditure	2022 Expenditure Percent	Object	Description	2023 Base Budget	2023 Requested Budget	2023 Tentative Budget
						53	Supplies			
0	0	0	0	0	****		Subtotals:	0	0	0
						54	Other Services and Charges			
0	0	0	0	0	****		Subtotals:	0	0	0
0	0	0	0	0	****		Fund Cost Center Totals:	0	0	0

Galveston County, Texas

Department Budget History and Budget (Expenditures) with FY-T-D Actuals

1101 Fund: General Fund
 1211 Department: 10th Dist Crt
 121100 Division: 10th District Court

Current Fiscal Year is 94.5 % Complete

2020 Actual Expenditure	2021 Actual Expenditure	2022 Adopted Budget	2022 Amended Budget	2022 FY-T-D Expenditure	2022 Expenditure Percent	Object	Description	2023 Base Budget	2023 Requested Budget	2023 Tentative Budget
						51	Personnel & Benefits			
163,605	168,847	173,846	173,846	159,783	92 %	5100000	Salaries	173,847	173,847	181,505
13,616	14,301	24,480	24,480	15,002	61 %	5151000	Cnty Hlth Insur	24,483	24,483	28,623
2,393	2,470	2,522	2,522	2,341	93 %	5152102	Medicare FICA	2,523	2,523	2,632
19,927	20,960	22,375	22,375	20,570	92 %	5153000	Pension - TCDRS	22,618	22,618	21,546
14,183	14,596	15,031	15,031	13,119	87 %	5154000	Alternate Plan	13,643	15,031	15,692
347	291	220	220	201	92 %	5155000	UnemplCompens	562	220	263
214,073	221,467	238,474	238,474	211,018	88 %		Subtotals:	237,676	238,722	250,261
						53	Supplies			
332	330	1,500	1,500	728	49 %	5310000	Admin Supplies	1,500	1,500	1,500
332	330	1,500	1,500	728	49 %		Subtotals:	1,500	1,500	1,500
						54	Other Services and Charges			
150	0	1,600	1,600	425	27 %	5496100	Travel and Confe	1,600	2,000	2,000
165	165	850	850	165	19 %	5498000	Memb&Dues	850	850	850
315	165	2,450	2,450	590	24 %		Subtotals:	2,450	2,850	2,850
						56	Other Expenses			
0	0	0	0	0	****		Subtotals:	0	0	0
214,721	221,963	242,424	242,424	212,337	88 %		Fund Cost Center Totals:	241,626	243,072	254,611

Galveston County, Texas

Department Budget History and Budget (Expenditures) with FY-T-D Actuals

1101 Fund: General Fund
1212 Department: 56th District Court
121200 Division: 56th District Court

Current Fiscal Year is 94.5 % Complete

2020 Actual Expenditure	2021 Actual Expenditure	2022 Adopted Budget	2022 Amended Budget	2022 FY-T-D Expenditure	2022 Expenditure Percent	Object	Description	2023 Base Budget	2023 Requested Budget	2023 Tentative Budget
						51	Personnel & Benefits			
164,689	161,297	168,919	168,919	152,862	90 %	5100000	Salaries	168,920	168,920	176,382
20,424	21,451	24,480	24,480	22,503	92 %	5151000	Cnty Hlth Insur	24,483	24,483	28,623
2,404	2,351	2,451	2,451	2,227	91 %	5152102	Medicare FICA	2,452	2,452	2,558
20,063	20,027	21,741	21,741	19,678	91 %	5153000	Pension - TCDRS	21,977	21,977	20,938
14,276	13,944	14,605	14,605	12,541	86 %	5154000	Alternate Plan	13,256	14,605	15,250
336	282	213	213	195	92 %	5155000	UnemplCompens	545	213	254
222,195	219,355	232,409	232,409	210,007	90 %		Subtotals:	231,633	232,650	244,005
						53	Supplies			
427	265	1,500	1,500	647	43 %	5310000	Admin Supplies	1,500	1,500	1,500
427	265	1,500	1,500	647	43 %		Subtotals:	1,500	1,500	1,500
						54	Other Services and Charges			
0	543	2,300	2,300	0	0 %	5496100	Travel and Confe	2,300	3,893	3,893
270	0	700	700	0	0 %	5498000	Memb&Dues	700	700	700
270	543	3,000	3,000	0	0 %		Subtotals:	3,000	4,593	4,593
						56	Other Expenses			
0	0	0	0	0	****		Subtotals:	0	0	0
222,892	220,163	236,909	236,909	210,655	89 %		Fund Cost Center Totals:	236,133	238,743	250,098

Galveston County, Texas

Department Budget History and Budget (Expenditures) with FY-T-D Actuals

1101 Fund: General Fund
 1213 Department: 122nd District Court
 121300 Division: 122nd District Court

Current Fiscal Year is 94.5 % Complete

2020 Actual Expenditure	2021 Actual Expenditure	2022 Adopted Budget	2022 Amended Budget	2022 FY-T-D Expenditure	2022 Expenditure Percent	Object	Description	2023 Base Budget	2023 Requested Budget	2023 Tentative Budget
						51	Personnel & Benefits			
168,452	171,017	178,717	178,717	164,261	92 %	5100000	Salaries	178,717	178,717	181,371
19,902	20,579	24,480	24,480	22,503	92 %	5151000	Cnty Hlth Insur	24,483	24,483	28,623
2,484	2,529	2,593	2,593	2,423	93 %	5152102	Medicare FICA	2,593	2,593	2,631
20,416	21,232	23,003	23,003	21,147	92 %	5153000	Pension - TCDRS	23,253	23,253	21,530
14,531	14,831	15,452	15,452	13,487	87 %	5154000	Alternate Plan	9,263	14,968	15,177
342	288	219	219	200	92 %	5155000	UnemplCompens	562	219	262
226,130	230,478	244,464	244,464	224,024	92 %	Subtotals:		238,871	244,233	249,594
						53	Supplies			
1,131	1,041	1,500	2,000	1,175	59 %	5310000	Admin Supplies	1,500	1,500	1,500
0	340	0	0	0	****	5310001	ExtraordinarySpl	0	0	0
1,131	1,381	1,500	2,000	1,175	59 %	Subtotals:		1,500	1,500	1,500
						54	Other Services and Charges			
0	500	600	1,100	260	24 %	5496100	Travel and Confe	600	2,000	2,000
150	0	850	850	0	0 %	5498000	Memb&Dues	850	850	850
150	500	1,450	1,950	260	13 %	Subtotals:		1,450	2,850	2,850
						56	Other Expenses			
0	0	0	0	0	****	Subtotals:		0	0	0
227,411	232,360	247,414	248,414	225,459	91 %	Fund Cost Center Totals:		241,821	248,583	253,944

Galveston County, Texas

Department Budget History and Budget (Expenditures) with FY-T-D Actuals

1101 Fund: General Fund
1214 Department: 212th District Court
121400 Division: 212th District Court

Current Fiscal Year is 94.5 % Complete

2020 Actual Expenditure	2021 Actual Expenditure	2022 Adopted Budget	2022 Amended Budget	2022 FY-T-D Expenditure	2022 Expenditure Percent	Object	Description	2023 Base Budget	2023 Requested Budget	2023 Tentative Budget
						51	Personnel & Benefits			
162,189	166,114	171,701	171,701	157,490	92 %	5100000	Salaries	171,701	171,701	179,274
13,616	14,301	24,480	24,480	14,374	59 %	5151000	Cnty Hlth Insur	24,483	24,483	28,623
2,385	2,442	2,491	2,491	2,313	93 %	5152102	Medicare FICA	2,491	2,491	2,600
19,762	20,622	22,099	22,099	20,276	92 %	5153000	Pension - TCDRS	22,339	22,339	21,281
14,059	14,360	14,846	14,846	12,961	87 %	5154000	Alternate Plan	6,017	14,087	14,700
343	287	217	217	198	92 %	5155000	UnemplCompens	555	217	259
212,355	218,128	235,834	235,834	207,615	88 %		Subtotals:	227,586	235,318	246,737
						53	Supplies			
1,408	1,024	1,500	1,500	850	57 %	5310000	Admin Supplies	1,500	1,500	1,500
1,408	1,024	1,500	1,500	850	57 %		Subtotals:	1,500	1,500	1,500
						54	Other Services and Charges			
0	628	1,400	1,400	807	58 %	5496100	Travel and Confe	1,400	1,750	1,750
75	510	650	650	270	42 %	5498000	Memb&Dues	650	650	650
75	1,139	2,050	2,050	1,077	53 %		Subtotals:	2,050	2,400	2,400
						56	Other Expenses			
0	0	0	0	0	****		Subtotals:	0	0	0
213,839	220,292	239,384	239,384	209,543	88 %		Fund Cost Center Totals:	231,136	239,218	250,637

Galveston County, Texas

Department Budget History and Budget (Expenditures) with FY-T-D Actuals

1101 Fund: General Fund
 1215 Department: 306th District Court
 121500 Division: 306th District Court

Current Fiscal Year is 94.5 % Complete

2020 Actual Expenditure	2021 Actual Expenditure	2022 Adopted Budget	2022 Amended Budget	2022 FY-T-D Expenditure	2022 Expenditure Percent	Object	Description	2023 Base Budget	2023 Requested Budget	2023 Tentative Budget
						51	Personnel & Benefits			
190,252	191,195	197,334	197,334	179,549	91 %	5100000	Salaries	197,334	197,334	205,932
14,764	15,485	25,908	25,908	16,213	63 %	5151000	Cnty Hlth Insur	25,912	25,912	30,293
2,784	2,803	2,863	2,863	2,633	92 %	5152102	Medicare FICA	2,863	2,863	2,987
23,175	23,735	25,398	25,398	23,116	91 %	5153000	Pension - TCDRS	25,674	25,674	24,446
16,493	16,529	17,062	17,062	14,744	86 %	5154000	Alternate Plan	15,487	17,062	17,805
401	337	253	253	231	92 %	5155000	UnemplCompens	648	253	302
247,871	250,086	268,818	268,818	236,489	88 %	Subtotals:		267,918	269,098	281,765
						53	Supplies			
1,137	1,011	1,500	1,500	734	49 %	5310000	Admin Supplies	1,500	1,500	1,500
1,137	1,011	1,500	1,500	734	49 %	Subtotals:		1,500	1,500	1,500
						54	Other Services and Charges			
1,445	1,372	2,850	2,850	274	10 %	5496100	Travel and Confe	2,850	3,225	3,225
280	280	625	625	280	45 %	5498000	Memb&Dues	625	625	625
1,725	1,652	3,475	3,475	554	16 %	Subtotals:		3,475	3,850	3,850
						56	Other Expenses			
0	0	0	0	0	****	Subtotals:		0	0	0
250,734	252,750	273,793	273,793	237,778	87 %	Fund Cost Center Totals:		272,893	274,448	287,115

Galveston County, Texas

Department Budget History and Budget (Expenditures) with FY-T-D Actuals

1101 Fund: General Fund
1216 Department: 405th District Court
121600 Division: 405th District Crt

Current Fiscal Year is 94.5 % Complete

2020 Actual Expenditure	2021 Actual Expenditure	2022 Adopted Budget	2022 Amended Budget	2022 FY-T-D Expenditure	2022 Expenditure Percent	Object	Description	2023 Base Budget	2023 Requested Budget	2023 Tentative Budget
						51	Personnel & Benefits			
177,370	179,060	184,527	184,527	169,600	92 %	5100000	Salaries	184,527	184,527	192,613
13,616	14,301	24,480	24,480	15,002	61 %	5151000	Cnty Hlth Insur	24,483	24,483	28,623
2,582	2,609	2,677	2,677	2,471	92 %	5152102	Medicare FICA	2,677	2,677	2,794
21,606	22,228	23,750	23,750	21,834	92 %	5153000	Pension - TCDRS	24,008	24,008	22,864
15,376	15,479	15,955	15,955	12,888	81 %	5154000	Alternate Plan	14,481	15,955	16,653
371	311	235	235	215	92 %	5155000	UnemplCompens	601	235	280
230,923	233,990	251,624	251,624	222,012	88 %		Subtotals:	250,777	251,885	263,827
						53	Supplies			
1,062	858	1,500	1,500	764	51 %	5310000	Admin Supplies	1,500	1,500	3,000
1,062	858	1,500	1,500	764	51 %		Subtotals:	1,500	1,500	3,000
						54	Other Services and Charges			
0	1,073	2,500	2,500	632	25 %	5496100	Travel and Confe	2,500	3,893	3,893
400	604	850	850	400	47 %	5498000	Memb&Dues	850	850	850
400	1,677	3,350	3,350	1,032	31 %		Subtotals:	3,350	4,743	4,743
						56	Other Expenses			
0	0	0	0	0	****		Subtotals:	0	0	0
232,385	236,527	256,474	256,474	223,809	87 %		Fund Cost Center Totals:	255,627	258,128	271,570

Galveston County, Texas

Department Budget History and Budget (Expenditures) with FY-T-D Actuals

1101 Fund: General Fund
1219 Department: District Court Administration
121900 Division: District Court Administration

Current Fiscal Year is 94.5 % Complete

2020 Actual Expenditure	2021 Actual Expenditure	2022 Adopted Budget	2022 Amended Budget	2022 FY-T-D Expenditure	2022 Expenditure Percent	Object	Description	2023 Base Budget	2023 Requested Budget	2023 Tentative Budget
						51	Personnel & Benefits			
278,644	260,957	292,311	292,311	279,476	96 %	5100000	Salaries	306,287	306,287	322,271
0	11	3,100	3,100	108	3 %	5130000	Overtime	0	3,100	3,100
36,802	38,020	48,960	48,960	43,750	89 %	5151000	Cnty Hlth Insur	48,966	48,966	57,246
4,094	3,804	4,286	4,286	4,072	95 %	5152102	Medicare FICA	4,445	4,445	4,676
32,677	31,100	36,736	36,736	34,711	94 %	5153000	Pension - TCDRS	38,684	38,684	37,150
23,255	21,672	24,677	24,677	23,192	94 %	5154000	Alternate Plan	16,253	24,617	25,915
139	143	137	137	136	99 %	5154111	Alt Pln-Nonp Emp	123	123	128
677	568	417	417	382	92 %	5155000	UnemplCompens	1,105	432	520
376,290	356,277	410,624	410,624	385,830	94 %	Subtotals:		415,863	426,654	451,006
						53	Supplies			
3,179	5,360	6,000	6,000	3,828	64 %	5310000	Admin Supplies	6,000	6,000	6,000
3,589	6,366	11,000	11,000	8,657	79 %	5310002	Oper Supplies	11,000	11,000	11,000
0	0	8,400	8,400	0	0 %	5317000	BooksPriodcls	8,400	8,400	8,400
6,768	11,726	25,400	25,400	12,486	49 %	Subtotals:		25,400	25,400	25,400
						54	Other Services and Charges			
6,224	2,544	8,000	8,000	3,595	45 %	5411102	Prof Srv Trnscpt	8,000	8,000	0
0	42,500	0	140,000	124,800	89 %	5412096	Competency Eval	0	140,000	140,000
5,025	475	6,000	6,000	0	0 %	5412098	Medical Examinat	6,000	6,000	6,000
0	24,603	20,000	20,000	13,708	69 %	5413020	Other Litigation	20,000	20,000	20,000
2,302	0	10,000	10,000	424	4 %	5431000	Interpreters	10,000	10,000	10,000
14,873	27,000	27,000	0	0	****	5431009	Court of Appeals	27,000	0	0
3,439	0	0	0	0	****	5431050	Jury Expend	0	0	0
11,001	12,953	26,000	26,000	17,584	68 %	5431121	Court Reporter	26,000	26,000	26,000
795,095	1,168,504	900,000	1,300,000	902,456	69 %	5431239	FamChldPrctctn	900,000	1,500,000	1,200,000
357	3,548	10,000	10,000	4,113	41 %	5431301	Relief Judges	10,000	10,000	10,000
184,348	227,250	225,000	225,000	185,062	82 %	5432400	AttyBailRevHrng	225,000	225,000	225,000
0	0	2,400	2,400	847	35 %	5496100	Travel and Confe	2,400	2,400	2,400

Galveston County, Texas

Department Budget History and Budget (Expenditures) with FY-T-D Actuals

1101 Fund: General Fund
 1219 Department: District Court Administration
 121900 Division: District Court Administration

Current Fiscal Year is 94.5 % Complete

2020 Actual Expenditure	2021 Actual Expenditure	2022 Adopted Budget	2022 Amended Budget	2022 FY-T-D Expenditure	2022 Expenditure Percent	Object	Description	2023 Base Budget	2023 Requested Budget	2023 Tentative Budget
0	0	400	400	0	0 %	5498000	Memb&Dues	400	400	400
1,022,666	1,509,379	1,234,800	1,747,800	1,252,592	72 %	Subtotals:		1,234,800	1,947,800	1,639,800
1,405,725	1,877,383	1,670,824	2,183,824	1,650,908	76 %	Fund Cost Center Totals:		1,676,063	2,399,854	2,116,206

Galveston County, Texas

Department Budget History and Budget (Expenditures) with FY-T-D Actuals

1101 Fund: General Fund
 1219 Department: District Court Administration
 121901 Division: District Court Indigent Defens

Current Fiscal Year is 94.5 % Complete

2020 Actual Expenditure	2021 Actual Expenditure	2022 Adopted Budget	2022 Amended Budget	2022 FY-T-D Expenditure	2022 Expenditure Percent	Object	Description	2023 Base Budget	2023 Requested Budget	2023 Tentative Budget
						54	Other Services and Charges			
0	44,165	191,000	51,000	32,978	65 %	5413020	Other Litigation	191,000	60,000	60,000
0	16,787	42,000	42,000	20,206	48 %	5431102	Expert Witnesses	42,000	42,000	42,000
0	1,106	0	4,340	2,975	69 %	5431231	CtApptdJuvenile	0	4,000	4,000
0	5,750	5,000	6,000	5,350	89 %	5431233	CtApptd Adlt Msd	5,000	5,000	5,000
0	1,285,762	1,500,000	1,700,000	1,739,160	102 %	5431235	CtApptdAdltFel	1,500,000	1,500,000	1,500,000
0	58,660	90,000	84,660	41,273	49 %	5431236	CtAptdAdltFelApl	90,000	90,000	90,000
0	140,860	360,000	160,000	129,348	81 %	5431237	CtAptdAtnyCapCas	360,000	360,000	360,000
0	18,810	47,000	47,000	22,506	48 %	5431238	Investigative Ex	47,000	47,000	47,000
0	1,571,903	2,235,000	2,095,000	1,993,798	95 %	Subtotals:		2,235,000	2,108,000	2,108,000
0	1,571,903	2,235,000	2,095,000	1,993,798	95 %	Fund Cost Center Totals:		2,235,000	2,108,000	2,108,000

Galveston County, Texas

Department Budget History and Budget (Expenditures) with FY-T-D Actuals

1101 Fund: General Fund
 1221 Department: County Court #1
 122100 Division: County Court #1

Current Fiscal Year is 94.5 % Complete

2020 Actual Expenditure	2021 Actual Expenditure	2022 Adopted Budget	2022 Amended Budget	2022 FY-T-D Expenditure	2022 Expenditure Percent	Object	Description	2023 Base Budget	2023 Requested Budget	2023 Tentative Budget
						51	Personnel & Benefits			
375,599	356,607	360,241	360,241	329,300	91 %	5100000	Salaries	360,241	360,241	376,036
24,223	25,097	27,859	27,859	26,058	94 %	5151000	Cnty Hlth Insur	28,462	28,462	32,843
5,494	5,225	5,225	5,225	4,825	92 %	5152102	Medicare FICA	5,225	5,225	5,454
45,755	44,267	46,365	46,365	42,396	91 %	5153000	Pension - TCDRS	46,869	46,869	44,637
32,525	30,828	31,145	31,145	27,149	87 %	5154000	Alternate Plan	24,066	30,717	32,065
429	328	245	245	224	92 %	5155000	UnemplCompens	629	245	294
484,027	462,355	471,080	471,080	429,954	91 %	Subtotals:		465,492	471,759	491,329
						53	Supplies			
1,335	1,161	1,500	3,000	1,358	45 %	5310000	Admin Supplies	1,500	1,500	1,500
0	860	0	0	0	****	5310001	ExtraordinarySpl	0	0	0
1,335	2,021	1,500	3,000	1,358	45 %	Subtotals:		1,500	1,500	1,500
						54	Other Services and Charges			
0	1,344	2,280	780	660	85 %	5496100	Travel and Confe	2,280	3,500	3,500
165	165	400	400	240	60 %	5498000	Memb&Dues	400	600	600
165	1,509	2,680	1,180	900	76 %	Subtotals:		2,680	4,100	4,100
						56	Other Expenses			
0	0	0	0	0	****	Subtotals:		0	0	0
485,527	465,886	475,260	475,260	432,213	91 %	Fund Cost Center Totals:		469,672	477,359	496,929

Galveston County, Texas

Department Budget History and Budget (Expenditures) with FY-T-D Actuals

1101 Fund: General Fund
 1222 Department: County Court #2
 122200 Division: County Court #2

Current Fiscal Year is 94.5 % Complete

2020 Actual Expenditure	2021 Actual Expenditure	2022 Adopted Budget	2022 Amended Budget	2022 FY-T-D Expenditure	2022 Expenditure Percent	Object	Description	2023 Base Budget	2023 Requested Budget	2023 Tentative Budget
						51	Personnel & Benefits			
328,000	332,507	353,552	353,552	313,265	89 %	5100000	Salaries	348,690	348,690	370,983
24,131	25,097	27,859	27,859	25,116	90 %	5151000	Cnty Hlth Insur	28,462	28,462	32,843
4,782	4,849	5,129	5,129	4,565	89 %	5152102	Medicare FICA	5,058	5,058	5,381
39,956	41,279	45,503	45,503	40,332	89 %	5153000	Pension - TCDRS	45,366	45,366	44,038
28,435	28,745	30,566	30,566	25,699	84 %	5154000	Alternate Plan	27,364	30,146	32,072
394	332	249	249	228	92 %	5155000	UnemplCompens	620	242	289
425,700	432,812	462,858	462,858	409,208	88 %	Subtotals:		455,560	457,964	485,606
						53	Supplies			
1,516	1,154	1,500	1,500	692	46 %	5310000	Admin Supplies	1,500	1,500	1,500
239	0	0	2,000	379	19 %	5310001	ExtraordinarySpl	0	0	0
1,756	1,154	1,500	3,500	1,072	31 %	Subtotals:		1,500	1,500	1,500
						54	Other Services and Charges			
345	350	2,440	440	0	0 %	5496100	Travel and Confe	2,440	3,500	3,500
580	619	480	480	415	86 %	5498000	Memb&Dues	480	600	600
925	969	2,920	920	415	45 %	Subtotals:		2,920	4,100	4,100
						56	Other Expenses			
0	0	0	0	0	****	Subtotals:		0	0	0
428,381	434,937	467,278	467,278	410,696	88 %	Fund Cost Center Totals:		459,980	463,564	491,206

Galveston County, Texas

Department Budget History and Budget (Expenditures) with FY-T-D Actuals

1101 Fund: General Fund
1223 Department: Probate Court
122300 Division: Probate Court

Current Fiscal Year is 94.5 % Complete

2020 Actual Expenditure	2021 Actual Expenditure	2022 Adopted Budget	2022 Amended Budget	2022 FY-T-D Expenditure	2022 Expenditure Percent	Object	Description	2023 Base Budget	2023 Requested Budget	2023 Tentative Budget
						51	Personnel & Benefits			
521,045	529,157	536,907	536,907	493,504	92 %	5100000	Salaries	536,907	536,907	562,889
43,060	45,365	50,911	50,911	47,350	93 %	5151000	Cnty Hlth Insur	51,516	51,516	59,796
7,601	7,724	7,788	7,788	7,208	93 %	5152102	Medicare FICA	7,795	7,795	8,172
63,471	65,689	69,104	69,104	63,535	92 %	5153000	Pension - TCDRS	69,917	69,917	66,875
45,170	45,745	46,418	46,418	40,521	87 %	5154000	Alternate Plan	42,171	46,459	48,705
789	662	495	495	453	92 %	5155000	UnemplCompens	1,268	495	594
681,137	694,345	711,623	711,623	652,573	92 %		Subtotals:	709,574	713,089	747,031
						53	Supplies			
2,667	3,866	3,600	3,600	3,665	102 %	5310000	Admin Supplies	3,600	3,600	3,600
2,667	3,866	3,600	3,600	3,665	102 %		Subtotals:	3,600	3,600	3,600
						54	Other Services and Charges			
875	926	3,000	3,000	720	24 %	5412098	Medical Examinat	3,000	3,000	3,000
20,354	26,820	32,000	32,000	22,010	69 %	5431111	Probate Court	32,000	32,000	32,000
52,152	70,724	60,000	60,000	55,999	93 %	5431201	Crt Apptd Attorn	60,000	60,000	60,000
407	0	5,000	5,000	748	15 %	5431301	Relief Judges	5,000	5,000	5,000
2,768	0	8,000	8,000	602	8 %	5432212	Cost Bill Commit	8,000	8,000	8,000
480	484	480	480	436	91 %	5492306	Cellphone Allow	960	960	960
510	1,830	1,480	1,480	2,552	172 %	5496100	Travel and Confe	1,480	2,550	2,550
2,136	4,861	4,700	4,700	4,679	100 %	5496301	Business Mileage	4,700	4,700	4,700
575	654	735	735	525	71 %	5498000	Memb&Dues	735	735	735
80,259	106,301	115,395	115,395	88,272	76 %		Subtotals:	115,875	116,945	116,945
						56	Other Expenses			
0	0	0	0	0	****		Subtotals:	0	0	0

Galveston County, Texas

Department Budget History and Budget (Expenditures) with FY-T-D Actuals

1101 Fund: General Fund
 1223 Department: Probate Court
 122300 Division: Probate Court

Current Fiscal Year is 94.5 % Complete

2020 Actual Expenditure	2021 Actual Expenditure	2022 Adopted Budget	2022 Amended Budget	2022 FY-T-D Expenditure	2022 Expenditure Percent	Object	Description	2023 Base Budget	2023 Requested Budget	2023 Tentative Budget
764,064	804,513	830,618	830,618	744,512	90 %		Fund Cost Center Totals:	829,049	833,634	867,576

Galveston County, Texas

Department Budget History and Budget (Expenditures) with FY-T-D Actuals

1101 Fund: General Fund
1224 Department: County Court #3
122400 Division: County Court #3

Current Fiscal Year is 94.5 % Complete

2020 Actual Expenditure	2021 Actual Expenditure	2022 Adopted Budget	2022 Amended Budget	2022 FY-T-D Expenditure	2022 Expenditure Percent	Object	Description	2023 Base Budget	2023 Requested Budget	2023 Tentative Budget
						51	Personnel & Benefits			
343,661	344,147	349,618	349,618	319,534	91 %	5100000	Salaries	349,618	349,618	372,148
24,131	25,097	27,859	27,859	26,058	94 %	5151000	Cnty Hlth Insur	28,462	28,462	32,843
5,011	5,019	5,071	5,071	4,661	92 %	5152102	Medicare FICA	5,071	5,071	5,397
41,865	42,722	44,997	44,997	41,138	91 %	5153000	Pension - TCDRS	45,487	45,487	44,176
29,792	29,751	30,226	30,226	26,238	87 %	5154000	Alternate Plan	27,436	30,226	32,173
397	334	250	250	229	92 %	5155000	UnemplCompens	642	250	299
444,858	447,073	458,021	458,021	417,860	91 %		Subtotals:	456,716	459,114	487,036
						53	Supplies			
861	925	1,500	1,500	532	36 %	5310000	Admin Supplies	1,500	1,500	1,500
787	0	0	1,000	0	0 %	5310001	ExtraordinarySpl	0	0	0
1,649	925	1,500	2,500	532	21 %		Subtotals:	1,500	1,500	1,500
						54	Other Services and Charges			
345	1,504	3,440	2,440	75	3 %	5496100	Travel and Confe	3,440	3,700	3,700
435	435	480	480	474	99 %	5498000	Memb&Dues	480	600	600
780	1,939	3,920	2,920	549	19 %		Subtotals:	3,920	4,300	4,300
						56	Other Expenses			
0	0	0	0	0	****		Subtotals:	0	0	0
447,287	449,939	463,441	463,441	418,942	90 %		Fund Cost Center Totals:	462,136	464,914	492,836

Galveston County, Texas

Department Budget History and Budget (Expenditures) with FY-T-D Actuals

1101 Fund: General Fund
1229 Department: County Court Administration
122900 Division: County Court Administration

Current Fiscal Year is 94.5 % Complete

2020 Actual Expenditure	2021 Actual Expenditure	2022 Adopted Budget	2022 Amended Budget	2022 FY-T-D Expenditure	2022 Expenditure Percent	Object	Description	2023 Base Budget	2023 Requested Budget	2023 Tentative Budget
						51	Personnel & Benefits			
125,280	122,470	123,499	123,499	112,912	91 %	5100000	Salaries	122,475	122,475	129,349
13,616	13,719	16,320	16,320	15,002	92 %	5151000	Cnty Hlth Insur	16,322	16,322	19,082
1,823	1,783	1,792	1,792	1,646	92 %	5152102	Medicare FICA	1,778	1,778	1,878
14,114	13,999	14,609	14,609	13,431	92 %	5153000	Pension - TCDRS	14,768	14,768	14,248
10,046	9,750	9,813	9,813	8,550	87 %	5154000	Alternate Plan	8,908	9,813	10,377
128	132	137	137	117	86 %	5154111	Alt Pln-Nonp Emp	123	123	128
298	250	174	174	159	92 %	5155000	UnemplCompens	443	173	208
165,308	162,106	166,344	166,344	151,819	91 %		Subtotals:	164,817	165,452	175,270
						53	Supplies			
1,797	2,051	5,000	5,000	2,422	48 %	5310000	Admin Supplies	5,000	5,000	5,000
0	0	0	0	0	****	5312101	Uniforms	0	500	500
0	1,689	2,000	2,000	0	0 %	5317000	BooksPriodcls	2,000	2,000	2,000
1,797	3,741	7,000	7,000	2,422	35 %		Subtotals:	7,000	7,500	7,500
						54	Other Services and Charges			
6,028	388	10,000	9,500	36	0 %	5411102	Prof Srv Trnscpt	10,000	8,000	0
0	11,500	0	25,000	23,650	95 %	5412096	Competency Eval	0	25,000	25,000
0	0	3,000	3,000	0	0 %	5412098	Medical Examinat	3,000	3,000	3,000
0	68	1,000	1,000	0	0 %	5413020	Other Litigation	1,000	1,000	1,000
114,867	85,204	140,000	140,000	116,933	84 %	5431000	Interpreters	140,000	160,000	160,000
0	13,637	13,000	0	0	****	5431009	Court of Appeals	13,000	0	0
690	138	0	0	0	****	5431050	Jury Expend	0	0	0
11,711	12,420	15,000	15,000	9,651	64 %	5431121	Court Reporter	15,000	15,000	15,000
0	0	3,000	3,000	0	0 %	5431238	Investigative Ex	3,000	3,000	3,000
18,006	12,302	20,000	20,000	5,870	29 %	5431239	FamChldPrctcn	20,000	20,000	20,000
20,053	20,965	40,000	40,000	36,334	91 %	5431301	Relief Judges	40,000	40,000	40,000
0	0	1,200	1,200	0	0 %	5496100	Travel and Confe	1,200	1,200	1,200
0	0	400	400	0	0 %	5498000	Memb&Dues	400	400	400

Galveston County, Texas

Department Budget History and Budget (Expenditures) with FY-T-D Actuals

1101 Fund: General Fund
 1229 Department: County Court Administration
 122900 Division: County Court Administration

Current Fiscal Year is 94.5 % Complete

2020 Actual Expenditure	2021 Actual Expenditure	2022 Adopted Budget	2022 Amended Budget	2022 FY-T-D Expenditure	2022 Expenditure Percent	Object	Description	2023 Base Budget	2023 Requested Budget	2023 Tentative Budget
0	114	0	500	362	73 %	5499231	In-House Meeting	0	1,000	1,000
171,357	156,739	246,600	258,600	192,838	75 %	Subtotals:		246,600	277,600	269,600
338,462	322,587	419,944	431,944	347,080	80 %	Fund Cost Center Totals:		418,417	450,552	452,370

Galveston County, Texas

Department Budget History and Budget (Expenditures) with FY-T-D Actuals

1101 Fund: General Fund
 1229 Department: County Court Administration
 122901 Division: County Court Indigent Defense

Current Fiscal Year is 94.5 % Complete

2020 Actual Expenditure	2021 Actual Expenditure	2022 Adopted Budget	2022 Amended Budget	2022 FY-T-D Expenditure	2022 Expenditure Percent	Object	Description	2023 Base Budget	2023 Requested Budget	2023 Tentative Budget
						54	Other Services and Charges			
0	11,640	31,500	6,500	1,493	23 %	5413020	Other Litigation	31,500	6,000	6,000
0	0	3,000	3,000	0	0 %	5431102	Expert Witnesses	3,000	3,000	3,000
0	88,420	150,000	105,000	95,180	91 %	5431231	CtApptdJuvenile	150,000	150,000	150,000
0	425,530	548,000	593,000	548,200	92 %	5431233	CtApptd Adlt Msd	548,000	625,000	550,000
0	0	5,000	5,000	0	0 %	5431234	CtAptdAdltMsdApl	5,000	5,000	5,000
0	3,515	5,000	5,000	1,106	22 %	5431238	Investigative Ex	5,000	5,000	5,000
0	529,106	742,500	717,500	645,980	90 %		Subtotals:	742,500	794,000	719,000
0	529,106	742,500	717,500	645,980	90 %		Fund Cost Center Totals:	742,500	794,000	719,000

Galveston County, Texas

Department Budget History and Budget (Expenditures) with FY-T-D Actuals

1101 Fund: General Fund
1231 Department: Justice Court Pct #1
123111 Division: Justice Court Pct 1

Current Fiscal Year is 94.5 % Complete

2020 Actual Expenditure	2021 Actual Expenditure	2022 Adopted Budget	2022 Amended Budget	2022 FY-T-D Expenditure	2022 Expenditure Percent	Object	Description	2023 Base Budget	2023 Requested Budget	2023 Tentative Budget
						51	Personnel & Benefits			
322,516	301,569	347,662	347,662	288,168	83 %	5100000	Salaries	303,254	333,083	350,007
3,000	3,035	4,200	4,200	3,815	91 %	5111003	Auto Allowances	4,200	4,200	4,200
46,874	47,052	65,280	65,280	51,742	79 %	5151000	Cnty Hlth Insur	57,127	65,288	76,328
4,788	4,490	5,106	5,106	4,261	83 %	5152102	Medicare FICA	4,461	4,894	5,140
39,129	37,432	45,287	45,287	37,104	82 %	5153000	Pension - TCDRS	40,003	43,884	42,049
27,844	26,073	30,423	30,423	23,637	78 %	5154000	Alternate Plan	10,946	27,583	28,958
536	448	366	366	335	92 %	5155000	UnemplCompens	774	345	416
444,689	420,102	498,324	498,324	409,065	82 %	Subtotals:		420,765	479,277	507,098
						53	Supplies			
8,850	6,328	9,500	9,500	5,877	62 %	5310000	Admin Supplies	9,500	9,500	9,500
2,920	0	600	600	0	0 %	5310001	ExtraordinarySpl	0	4,150	4,150
0	0	0	0	0	****	5312101	Uniforms	0	900	900
11,771	6,328	10,100	10,100	5,877	58 %	Subtotals:		9,500	14,550	14,550
						54	Other Services and Charges			
0	0	1,000	1,000	0	0 %	5431000	Interpreters	1,000	1,000	1,000
912	486	2,250	2,250	1,849	82 %	5496100	Travel and Confe	2,250	8,000	8,000
0	0	240	240	0	0 %	5498000	Memb&Dues	240	305	305
912	486	3,490	3,490	1,849	53 %	Subtotals:		3,490	9,305	9,305
457,373	426,917	511,914	511,914	416,793	81 %	Fund Cost Center Totals:		433,755	503,132	530,953

Galveston County, Texas

Department Budget History and Budget (Expenditures) with FY-T-D Actuals

1101 Fund: General Fund
1232 Department: Justice Court Pct #2
123201 Division: Justice Court Pct 2

Current Fiscal Year is 94.5 % Complete

2020 Actual Expenditure	2021 Actual Expenditure	2022 Adopted Budget	2022 Amended Budget	2022 FY-T-D Expenditure	2022 Expenditure Percent	Object	Description	2023 Base Budget	2023 Requested Budget	2023 Tentative Budget
						51	Personnel & Benefits			
339,229	337,751	355,471	355,471	288,429	81 %	5100000	Salaries	341,958	345,419	361,476
4,500	4,547	5,700	5,700	5,177	91 %	5111003	Auto Allowances	5,700	5,700	5,700
51,229	52,521	65,280	65,280	51,473	79 %	5151000	Cnty Hlth Insur	57,127	57,127	66,787
5,063	5,050	5,241	5,241	4,331	83 %	5152102	Medicare FICA	5,053	5,103	5,335
41,279	41,920	46,485	46,485	37,103	80 %	5153000	Pension - TCDRS	45,295	45,746	43,646
29,363	29,198	31,227	31,227	23,797	76 %	5154000	Alternate Plan	20,027	29,392	30,735
614	516	376	376	344	92 %	5155000	UnemplCompens	916	363	434
471,279	471,505	509,780	509,780	410,657	81 %	Subtotals:		476,076	488,850	514,113
						53	Supplies			
5,403	10,831	10,000	10,000	8,655	87 %	5310000	Admin Supplies	10,000	12,000	12,000
1,584	0	0	0	0	****	5310001	ExtraordinarySpl	0	0	0
6,987	10,831	10,000	10,000	8,655	87 %	Subtotals:		10,000	12,000	12,000
						54	Other Services and Charges			
0	0	7,000	7,000	880	13 %	5496100	Travel and Confe	7,000	7,000	7,000
0	0	1,000	1,000	0	0 %	5496301	Business Mileage	1,000	1,200	1,200
0	0	8,000	8,000	880	11 %	Subtotals:		8,000	8,200	8,200
478,267	482,336	527,780	527,780	420,192	80 %	Fund Cost Center Totals:		494,076	509,050	534,313

Galveston County, Texas

Department Budget History and Budget (Expenditures) with FY-T-D Actuals

1101 Fund: General Fund
 1233 Department: Justice Court Pct #3
 123301 Division: Justice Court Pct 3

Current Fiscal Year is 94.5 % Complete

2020 Actual Expenditure	2021 Actual Expenditure	2022 Adopted Budget	2022 Amended Budget	2022 FY-T-D Expenditure	2022 Expenditure Percent	Object	Description	2023 Base Budget	2023 Requested Budget	2023 Tentative Budget
						51	Personnel & Benefits			
379,453	374,478	391,313	391,313	346,787	89 %	5100000	Salaries	388,129	388,129	407,530
5,499	5,555	6,700	6,700	6,085	91 %	5111003	Auto Allowances	6,700	6,700	6,700
54,465	54,673	65,280	65,280	56,494	87 %	5151000	Cnty Hlth Insur	57,127	65,288	76,328
5,596	5,552	5,774	5,774	5,152	89 %	5152102	Medicare FICA	5,727	5,727	6,010
46,012	46,484	51,228	51,228	44,623	87 %	5153000	Pension - TCDRS	51,373	51,373	49,173
32,745	32,372	34,414	34,414	28,516	83 %	5154000	Alternate Plan	24,408	33,469	35,119
675	582	428	428	392	92 %	5155000	UnemplCompens	1,080	424	507
524,448	519,698	555,137	555,137	488,052	88 %		Subtotals:	534,544	551,110	581,367
						53	Supplies			
8,013	10,615	11,700	11,700	12,076	103 %	5310000	Admin Supplies	11,700	11,700	11,700
735	0	0	0	0	****	5310001	ExtraordinarySpl	0	0	0
8,748	10,615	11,700	11,700	12,076	103 %		Subtotals:	11,700	11,700	11,700
						54	Other Services and Charges			
410	610	5,206	5,206	1,085	21 %	5496100	Travel and Confe	5,206	5,436	5,436
679	492	2,800	2,800	0	0 %	5496301	Business Mileage	2,800	2,800	2,800
1,089	1,102	8,006	8,006	1,085	14 %		Subtotals:	8,006	8,236	8,236
534,286	531,415	574,843	574,843	501,214	87 %		Fund Cost Center Totals:	554,250	571,046	601,303

Galveston County, Texas

Department Budget History and Budget (Expenditures) with FY-T-D Actuals

1101 Fund: General Fund
1234 Department: Justice Court Pct #4
123401 Division: Justice Court Pct 4

Current Fiscal Year is 94.5 % Complete

2020 Actual Expenditure	2021 Actual Expenditure	2022 Adopted Budget	2022 Amended Budget	2022 FY-T-D Expenditure	2022 Expenditure Percent	Object	Description	2023 Base Budget	2023 Requested Budget	2023 Tentative Budget
						51	Personnel & Benefits			
322,162	317,163	322,040	322,040	285,020	89 %	5100000	Salaries	279,150	310,471	325,740
47,413	48,688	57,120	57,120	50,243	88 %	5151000	Cnty Hlth Insur	48,966	57,127	66,787
4,721	4,645	4,673	4,673	4,166	89 %	5152102	Medicare FICA	4,051	4,506	4,728
39,244	39,370	41,451	41,451	36,686	89 %	5153000	Pension - TCDRS	36,319	40,394	38,670
27,928	27,454	27,843	27,843	23,417	84 %	5154000	Alternate Plan	16,991	26,093	27,376
546	458	329	329	301	92 %	5155000	UnemplCompens	686	312	376
442,016	437,780	453,456	453,456	399,834	88 %		Subtotals:	386,163	438,903	463,677
						53	Supplies			
2,797	2,977	5,000	5,000	4,963	99 %	5310000	Admin Supplies	5,000	5,000	5,000
0	1,196	0	0	0	****	5310001	ExtraordinarySpl	0	1,000	1,000
2,797	4,173	5,000	5,000	4,963	99 %		Subtotals:	5,000	6,000	6,000
						54	Other Services and Charges			
1,050	100	2,800	2,800	625	22 %	5496100	Travel and Confe	2,800	3,000	3,000
1,050	100	2,800	2,800	625	22 %		Subtotals:	2,800	3,000	3,000
445,864	442,053	461,256	461,256	405,423	88 %		Fund Cost Center Totals:	393,963	447,903	472,677

Galveston County, Texas

Department Budget History and Budget (Expenditures) with FY-T-D Actuals

1101 Fund: General Fund
 1239 Department: Indigent Defense
 123900 Division: Indigent Defense

Current Fiscal Year is 94.5 % Complete

2020 Actual Expenditure	2021 Actual Expenditure	2022 Adopted Budget	2022 Amended Budget	2022 FY-T-D Expenditure	2022 Expenditure Percent	Object	Description	2023 Base Budget	2023 Requested Budget	2023 Tentative Budget
						51	Personnel & Benefits			
0	0	0	0	0	****	Subtotals:		0	0	0
						53	Supplies			
0	0	0	0	0	****	Subtotals:		0	0	0
						54	Other Services and Charges			
79,113	0	0	0	0	****	5411102	Prof Srv Trnscpt	0	0	0
91,500	0	0	0	0	****	5412098	Medical Examinat	0	0	0
178	0	0	0	0	****	5413020	Other Litigation	0	0	0
19,402	0	0	0	0	****	5431102	Expert Witnesses	0	0	0
110,435	0	0	0	0	****	5431231	CtApptdJuvenile	0	0	0
394,992	0	0	0	0	****	5431233	CtApptd Adlt Msd	0	0	0
1,345,492	0	0	0	0	****	5431235	CtApptdAdltFel	0	0	0
76,980	0	0	0	0	****	5431236	CtAptdAdltFelApl	0	0	0
118,774	0	0	0	0	****	5431237	CtAptdAtnyCapCas	0	0	0
34,032	0	0	0	0	****	5431238	Investigative Ex	0	0	0
2,270,899	0	0	0	0	****	Subtotals:		0	0	0
						56	Other Expenses			
0	0	0	0	0	****	Subtotals:		0	0	0
2,270,899	0	0	0	0	****	Fund Cost Center Totals:		0	0	0

Galveston County, Texas

Department Budget History and Budget (Expenditures) with FY-T-D Actuals

1101 Fund: General Fund
1261 Department: District Clerk
126100 Division: District Clerk

Current Fiscal Year is 94.5 % Complete

2020 Actual Expenditure	2021 Actual Expenditure	2022 Adopted Budget	2022 Amended Budget	2022 FY-T-D Expenditure	2022 Expenditure Percent	Object	Description	2023 Base Budget	2023 Requested Budget	2023 Tentative Budget
						51	Personnel & Benefits			
2,300,934	2,193,535	2,189,604	2,189,500	2,020,488	92 %	5100000	Salaries	2,218,035	2,280,677	2,408,590
23	0	3,000	3,000	0	0 %	5130000	Overtime	0	3,000	3,000
350,876	346,571	416,160	416,160	364,034	87 %	5151000	Cnty Hlth Insur	391,728	416,211	486,591
32,826	31,223	31,813	31,820	28,816	91 %	5152102	Medicare FICA	31,261	32,171	33,994
280,076	272,332	282,209	282,269	260,049	92 %	5153000	Pension - TCDRS	288,589	296,739	285,925
193,724	189,631	189,572	189,608	166,138	88 %	5154000	Alternate Plan	146,865	192,935	203,776
3,210	0	0	0	0	****	5154111	Alt Pln-Nonp Emp	0	0	0
5,100	4,056	2,934	2,935	2,689	92 %	5155000	UnemplCompens	7,604	3,055	3,693
3,166,773	3,037,348	3,115,292	3,115,292	2,842,217	91 %	Subtotals:		3,084,082	3,224,788	3,425,569
						53	Supplies			
15,892	18,497	20,000	20,000	18,103	91 %	5310000	Admin Supplies	20,000	20,000	20,000
4,670	3,943	6,151	6,151	3,644	59 %	5310001	ExtraordinarySpl	0	24,000	6,200
21,480	12,470	40,000	40,000	39,565	99 %	5311140	Postage	40,000	50,000	50,000
0	101	1,000	1,000	82	8 %	5317000	BooksPriodcls	1,000	1,000	1,000
42,043	35,012	67,151	67,151	61,394	91 %	Subtotals:		61,000	95,000	77,200
						54	Other Services and Charges			
1,276	926	3,500	3,500	1,695	48 %	5423000	M&R Equip	3,500	3,500	3,500
0	1,319	2,000	2,000	0	0 %	5431000	Interpreters	2,000	2,000	2,000
132,052	0	0	0	0	****	5431050	Jury Expend	0	400,000	400,000
23,758	0	0	0	0	****	5431054	Grand Jury Expen	0	50,000	50,000
6,264	10,580	9,000	13,550	9,423	70 %	5496100	Travel and Confe	9,000	17,800	17,800
4,299	4,385	4,800	4,800	2,964	62 %	5496301	Business Mileage	4,800	5,000	5,000
515	416	700	700	490	70 %	5498000	Memb&Dues	700	700	700
168,165	17,627	20,000	24,550	14,573	59 %	Subtotals:		20,000	479,000	479,000

56 Other Expenses

Galveston County, Texas

Department Budget History and Budget (Expenditures) with FY-T-D Actuals

1101 Fund: General Fund
 1261 Department: District Clerk
 126100 Division: District Clerk

Current Fiscal Year is 94.5 % Complete

2020 Actual Expenditure	2021 Actual Expenditure	2022 Adopted Budget	2022 Amended Budget	2022 FY-T-D Expenditure	2022 Expenditure Percent	Object	Description	2023 Base Budget	2023 Requested Budget	2023 Tentative Budget
0	0	0	0	0	****		Subtotals:	0	0	0
						57	Capital Outlay			
0	0	0	0	0	****		Subtotals:	0	0	0
						59	Other Financing Uses			
0	0	0	0	0	****		Subtotals:	0	0	0
3,376,981	3,089,989	3,202,443	3,206,993	2,918,185	91 %		Fund Cost Center Totals:	3,165,082	3,798,788	3,981,769

Galveston County, Texas

Department Budget History and Budget (Expenditures) with FY-T-D Actuals

1101 Fund: General Fund
1271 Department: District Attorney
127100 Division: District Attorney

Current Fiscal Year is 94.5 % Complete

2020 Actual Expenditure	2021 Actual Expenditure	2022 Adopted Budget	2022 Amended Budget	2022 FY-T-D Expenditure	2022 Expenditure Percent	Object	Description	2023 Base Budget	2023 Requested Budget	2023 Tentative Budget
						51	Personnel & Benefits			
5,158,687	5,199,103	5,276,353	5,390,163	4,437,877	82 %	5100000	Salaries	4,799,662	5,630,469	5,831,699
9,000	8,475	9,000	9,000	7,875	88 %	5111004	Certificatn Pay	7,200	9,000	9,000
65,128	74,160	65,000	65,000	66,640	103 %	5115000	Longevity	0	65,000	65,000
106,493	97,141	106,400	106,400	101,846	96 %	5130000	Overtime	0	212,800	212,800
496,305	527,576	628,320	632,397	516,815	82 %	5151000	Cnty Hlth Insur	554,948	661,041	725,116
77,851	78,470	79,161	80,812	67,273	83 %	5152102	Medicare FICA	69,732	81,809	84,725
650,000	667,424	700,586	714,399	592,887	83 %	5153000	Pension - TCDRS	623,641	731,968	691,651
462,538	465,333	470,610	480,449	379,251	79 %	5154000	Alternate Plan	219,782	463,684	480,941
31	30	186	186	48	26 %	5154111	Alt Pln-Nonp Emp	186	186	193
12,409	10,374	7,649	7,861	7,014	89 %	5155000	UnemplCompens	17,275	7,905	9,361
7,038,446	7,128,089	7,343,265	7,486,667	6,177,530	83 %	Subtotals:		6,292,426	7,863,862	8,110,486
						53	Supplies			
46,824	54,262	55,000	48,100	37,159	77 %	5310000	Admin Supplies	55,000	55,000	55,000
8,502	2,408	3,000	8,400	7,524	90 %	5310001	ExtraordinarySpl	0	0	0
0	825	500	500	0	0 %	5312101	Uniforms	500	500	500
7,103	9,872	6,690	6,690	6,283	94 %	5317000	BooksPriodcls	6,690	6,690	6,690
62,430	67,369	65,190	63,690	50,967	80 %	Subtotals:		62,190	62,190	62,190
						54	Other Services and Charges			
0	27,652	40,000	40,000	30,284	76 %	5410000	Prof Serv	40,000	40,000	40,000
99,327	83,262	108,000	108,000	97,651	90 %	5413000	Contract Legal	0	135,000	135,000
19,272	0	0	0	0	****	5431112	Court Liaison	0	0	0
505	1,001	1,500	1,500	1,050	70 %	5449125	Emg Family Supp	1,500	1,500	1,500
157,678	98,230	12,000	12,000	5,650	47 %	5481000	Other ContractSv	0	12,000	12,000
0	0	0	1,500	526	35 %	5492100	Mobile Phone Exp	0	1,500	1,500
705	0	0	0	0	****	5496100	Travel and Confe	0	0	0
12,103	9,961	20,000	20,000	15,892	79 %	5496155	Trans/PrDiem Wit	20,000	20,000	20,000
808	610	2,000	2,000	1,281	64 %	5496301	Business Mileage	2,000	2,000	2,000

Galveston County, Texas

Department Budget History and Budget (Expenditures) with FY-T-D Actuals

1101 Fund: General Fund
1271 Department: District Attorney
127100 Division: District Attorney

Current Fiscal Year is 94.5 % Complete

2020 Actual Expenditure	2021 Actual Expenditure	2022 Adopted Budget	2022 Amended Budget	2022 FY-T-D Expenditure	2022 Expenditure Percent	Object	Description	2023 Base Budget	2023 Requested Budget	2023 Tentative Budget
32	805	1,000	1,000	24	2 %	5499231	In-House Meeting	1,000	1,000	1,000
20	134	1,000	1,000	155	16 %	5499351	Clt Doc/Off Rec	1,000	1,000	1,000
290,456	221,659	185,500	187,000	152,518	82 %		Subtotals:	65,500	214,000	214,000
						55	Inter/Intragvrnmntl Expenditrs			
0	0	0	0	0	****		Subtotals:	0	0	0
						56	Other Expenses			
0	0	0	0	0	****		Subtotals:	0	0	0
						57	Capital Outlay			
72,745	0	0	0	0	****	5743000	Vehicles	0	126,000	0
72,745	0	0	0	0	****		Subtotals:	0	126,000	0
						59	Other Financing Uses			
0	0	0	0	0	****		Subtotals:	0	0	0
7,464,077	7,417,118	7,593,955	7,737,357	6,381,016	82 %		Fund Cost Center Totals:	6,420,116	8,266,052	8,386,676

Galveston County, Texas

Department Budget History and Budget (Expenditures) with FY-T-D Actuals

1101 Fund: General Fund
1292 Department: Collections Office
129200 Division: Collections Office

Current Fiscal Year is 94.5 % Complete

2020 Actual Expenditure	2021 Actual Expenditure	2022 Adopted Budget	2022 Amended Budget	2022 FY-T-D Expenditure	2022 Expenditure Percent	Object	Description	2023 Base Budget	2023 Requested Budget	2023 Tentative Budget
						51	Personnel & Benefits			
296,083	302,448	277,240	277,240	249,617	90 %	5100000	Salaries	277,337	278,171	291,083
50,766	54,266	57,120	57,120	51,251	90 %	5151000	Cnty Hlth Insur	57,127	57,127	66,787
4,310	4,427	4,024	4,024	3,659	91 %	5152102	Medicare FICA	4,025	4,037	4,224
35,913	37,542	35,685	35,685	32,129	90 %	5153000	Pension - TCDRS	36,085	36,193	34,554
25,530	26,146	23,972	23,972	20,521	86 %	5154000	Alternate Plan	16,345	23,495	24,589
719	607	392	392	359	92 %	5155000	UnemplCompens	1,003	393	468
413,323	425,438	398,433	398,433	357,539	90 %		Subtotals:	391,922	399,416	421,705
						53	Supplies			
4,733	2,909	6,000	6,000	3,790	63 %	5310000	Admin Supplies	6,000	6,000	6,000
2,048	12,485	600	600	345	58 %	5310001	ExtraordinarySpl	0	0	0
1,045	0	700	700	348	50 %	5312101	Uniforms	700	700	700
7,826	15,394	7,300	7,300	4,484	61 %		Subtotals:	6,700	6,700	6,700
						54	Other Services and Charges			
9,800	9,800	9,800	9,800	9,800	100 %	5481000	Other ContractSv	0	9,800	9,800
834	533	2,000	2,000	554	28 %	5496100	Travel and Confe	2,000	2,000	2,000
384	172	1,050	1,050	242	23 %	5498000	Memb&Dues	1,050	1,150	1,150
11,019	10,505	12,850	12,850	10,597	82 %		Subtotals:	3,050	12,950	12,950
432,169	451,339	418,583	418,583	372,621	89 %		Fund Cost Center Totals:	401,672	419,066	441,355

Galveston County, Texas

Department Budget History and Budget (Expenditures) with FY-T-D Actuals

1101 Fund: General Fund
1293 Department: Personal Bond Office
129300 Division: Personal Bond Office

Current Fiscal Year is 94.5 % Complete

2020 Actual Expenditure	2021 Actual Expenditure	2022 Adopted Budget	2022 Amended Budget	2022 FY-T-D Expenditure	2022 Expenditure Percent	Object	Description	2023 Base Budget	2023 Requested Budget	2023 Tentative Budget
						51	Personnel & Benefits			
535,838	577,662	755,353	755,353	536,791	71 %	5100000	Salaries	635,251	750,469	788,127
12,242	15,493	10,000	10,000	3,692	37 %	5130000	Overtime	0	10,000	10,000
67,253	75,858	130,560	130,560	79,870	61 %	5151000	Cnty Hlth Insur	97,932	130,576	152,656
7,968	8,621	11,110	11,110	7,856	71 %	5152102	Medicare FICA	9,222	10,894	11,439
66,839	73,622	98,506	98,506	69,600	71 %	5153000	Pension - TCDRS	82,656	97,647	93,556
47,555	51,449	66,175	66,175	44,570	67 %	5154000	Alternate Plan	12,992	60,219	63,251
1,507	1,256	1,081	1,081	990	92 %	5155000	UnemplCompens	2,296	1,061	1,271
739,203	803,963	1,072,785	1,072,785	743,371	69 %		Subtotals:	840,349	1,060,866	1,120,300
						53	Supplies			
2,761	865	913	913	1,174	129 %	5310000	Admin Supplies	913	1,000	1,000
9,231	4,343	5,860	5,860	385	7 %	5310001	ExtraordinarySpl	0	2,000	0
0	0	650	650	444	68 %	5312101	Uniforms	650	1,000	1,000
0	93	150	150	41	28 %	5317000	BooksPriodcls	150	150	150
11,993	5,302	7,573	7,573	2,047	27 %		Subtotals:	1,713	4,150	2,150
						54	Other Services and Charges			
6,998	7,137	20,000	18,965	10,365	55 %	5431000	Interpreters	20,000	15,000	15,000
6,356	27,377	77,535	78,570	31,232	40 %	5481000	Other ContractSv	0	74,711	74,711
2,821	196	4,000	7,450	8,233	111 %	5496100	Travel and Confe	4,000	7,000	7,000
799	75	1,175	1,768	592	34 %	5498000	Memb&Dues	1,175	1,175	1,175
16,975	34,785	102,710	106,753	50,424	47 %		Subtotals:	25,175	97,886	97,886
768,173	844,051	1,183,068	1,187,111	795,842	67 %		Fund Cost Center Totals:	867,237	1,162,902	1,220,336

Galveston County, Texas

Department Budget History and Budget (Expenditures) with FY-T-D Actuals

1101 Fund: General Fund
1294 Department: Magistrates
129400 Division: Magistrates

Current Fiscal Year is 94.5 % Complete

2020 Actual Expenditure	2021 Actual Expenditure	2022 Adopted Budget	2022 Amended Budget	2022 FY-T-D Expenditure	2022 Expenditure Percent	Object	Description	2023 Base Budget	2023 Requested Budget	2023 Tentative Budget
						51	Personnel & Benefits			
181,547	213,870	255,316	255,316	207,330	81 %	5100000	Salaries	217,244	255,315	267,120
5,729	5,282	6,000	6,000	777	13 %	5130000	Overtime	0	6,000	6,000
30,022	37,238	48,960	48,960	38,415	78 %	5151000	Cnty Hlth Insur	32,644	57,127	66,787
2,698	3,192	3,793	3,793	3,030	80 %	5152102	Medicare FICA	3,153	4,259	4,452
22,624	27,207	33,633	33,633	26,756	80 %	5153000	Pension - TCDRS	28,267	38,175	36,410
16,053	18,945	22,594	22,594	17,212	76 %	5154000	Alternate Plan	10,942	24,138	25,236
485	493	370	370	339	92 %	5155000	UnemplCompens	785	415	495
259,159	306,230	370,666	370,666	293,860	79 %		Subtotals:	293,035	385,429	406,500
						53	Supplies			
2,059	1,826	3,000	3,000	2,923	97 %	5310000	Admin Supplies	3,000	3,000	3,000
2,048	2,460	600	600	395	66 %	5310001	ExtraordinarySpl	0	2,000	2,000
0	0	500	500	316	63 %	5312101	Uniforms	500	500	500
4,107	4,287	4,100	4,100	3,636	89 %		Subtotals:	3,500	5,500	5,500
						54	Other Services and Charges			
0	152,950	254,500	254,500	162,175	64 %	5481000	Other ContractSv	0	254,000	254,000
1,000	0	2,500	2,500	500	20 %	5496100	Travel and Confe	2,500	2,000	2,000
375	286	875	875	533	61 %	5498000	Memb&Dues	875	875	875
1,375	153,236	257,875	257,875	163,208	63 %		Subtotals:	3,375	256,875	256,875
264,642	463,755	632,641	632,641	460,705	73 %		Fund Cost Center Totals:	299,910	647,804	668,875

Galveston County, Texas

Department Budget History and Budget (Expenditures) with FY-T-D Actuals

1101 Fund: General Fund
1513 Department: County Auditor
151300 Division: County Auditor

Current Fiscal Year is 94.5 % Complete

2020 Actual Expenditure	2021 Actual Expenditure	2022 Adopted Budget	2022 Amended Budget	2022 FY-T-D Expenditure	2022 Expenditure Percent	Object	Description	2023 Base Budget	2023 Requested Budget	2023 Tentative Budget
						51	Personnel & Benefits			
1,671,651	1,697,139	1,766,418	1,766,418	1,548,438	88 %	5100000	Salaries	1,629,973	1,740,381	1,853,499
144	0	1,000	1,000	0	0 %	5130000	Overtime	0	1,000	1,000
165,728	176,036	212,160	212,160	184,325	87 %	5151000	Cnty Hlth Insur	195,864	204,025	238,525
24,412	24,795	25,639	25,639	22,626	88 %	5152102	Medicare FICA	23,645	25,246	26,891
203,661	210,673	227,480	227,480	199,341	88 %	5153000	Pension - TCDRS	212,071	226,436	220,023
144,926	146,747	152,802	152,802	127,209	83 %	5154000	Alternate Plan	108,124	147,087	156,594
4,351	3,398	2,487	2,487	2,279	92 %	5155000	UnemplCompens	5,880	2,448	2,979
-1,575	0	0	0	0	****	5190001	FEMA Salary/Bnft	0	0	0
2,213,300	2,258,790	2,387,986	2,387,986	2,084,221	87 %	Subtotals:		2,175,557	2,346,623	2,499,511
						53	Supplies			
2,518	4,335	10,500	10,500	2,221	21 %	5310000	Admin Supplies	10,500	10,500	10,500
0	0	9,400	9,400	5,920	63 %	5310001	ExtraordinarySpl	0	9,400	4,300
130	166	250	250	198	79 %	5311140	Postage	250	250	250
0	601	1,200	1,200	0	0 %	5317000	BooksPriodcls	1,200	1,200	1,200
2,648	5,103	21,350	21,350	8,339	39 %	Subtotals:		11,950	21,350	16,250
						54	Other Services and Charges			
11,441	11,441	12,000	12,000	11,441	95 %	5414200	Audit Services	0	12,000	16,000
0	0	6,200	23,250	16,250	70 %	5414300	Cloud Subscr Svc	0	0	13,300
3,300	3,540	21,050	4,000	3,900	98 %	5419301	Software Licensi	0	4,000	4,500
0	0	700	700	0	0 %	5423000	M&R Equip	700	700	700
108	113	500	500	116	23 %	5493100	Marketing and Ad	500	500	500
0	0	300	300	1,795	598 %	5494100	Printing	300	300	1,200
15,517	8,146	29,100	29,100	10,994	38 %	5496100	Travel and Confe	29,100	29,100	29,600
1,546	2,186	3,700	3,700	1,125	30 %	5496301	Business Mileage	3,700	3,700	4,400
5,350	7,985	6,200	6,200	4,703	76 %	5498000	Memb&Dues	6,200	6,200	7,050
37,263	33,413	79,750	79,750	50,325	63 %	Subtotals:		40,500	56,500	77,250

Galveston County, Texas

Department Budget History and Budget (Expenditures) with FY-T-D Actuals

1101 Fund: General Fund
 1513 Department: County Auditor
 151300 Division: County Auditor

Current Fiscal Year is 94.5 % Complete

2020 Actual Expenditure	2021 Actual Expenditure	2022 Adopted Budget	2022 Amended Budget	2022 FY-T-D Expenditure	2022 Expenditure Percent	Object	Description	2023 Base Budget	2023 Requested Budget	2023 Tentative Budget
						56	Other Expenses			
0	0	0	0	0	****		Subtotals:	0	0	0
						57	Capital Outlay			
0	0	0	0	0	****		Subtotals:	0	0	0
2,253,212	2,297,308	2,489,086	2,489,086	2,142,886	86 %		Fund Cost Center Totals:	2,228,007	2,424,473	2,593,011

Galveston County, Texas

Department Budget History and Budget (Expenditures) with FY-T-D Actuals

1101 Fund: General Fund
1514 Department: Dir of Finance/Admin/Budget Of
151400 Division: Professional Services

Current Fiscal Year is 94.5 % Complete

2020 Actual Expenditure	2021 Actual Expenditure	2022 Adopted Budget	2022 Amended Budget	2022 FY-T-D Expenditure	2022 Expenditure Percent	Object	Description	2023 Base Budget	2023 Requested Budget	2023 Tentative Budget
						51	Personnel & Benefits			
257,789	296,030	303,030	303,030	120,396	40 %	5100000	Salaries	155,000	364,462	380,773
24,382	26,470	32,640	32,640	7,794	24 %	5151000	Cnty Hlth Insur	8,161	40,805	47,705
3,757	4,313	4,395	4,395	1,749	40 %	5152102	Medicare FICA	2,248	5,287	5,524
31,457	36,743	39,001	39,001	15,647	40 %	5153000	Pension - TCDRS	20,166	47,419	45,200
22,331	25,611	26,199	26,199	9,648	37 %	5154000	Alternate Plan	0	28,601	29,882
745	595	426	426	390	92 %	5155000	UnemplCompens	558	512	612
340,462	389,764	405,691	405,691	155,626	38 %	Subtotals:		186,133	487,086	509,696
						53	Supplies			
654	1,261	2,500	7,000	3,871	55 %	5310000	Admin Supplies	2,500	4,500	7,000
0	0	300	12,718	10,319	81 %	5310001	ExtraordinarySpl	0	6,200	11,150
0	0	0	0	0	****	5312101	Uniforms	0	1,050	1,050
0	0	100	1,100	3,512	319 %	5317000	BooksPriodcls	100	500	500
654	1,261	2,900	20,818	17,704	85 %	Subtotals:		2,600	12,250	19,700
						54	Other Services and Charges			
0	0	0	21,998	21,266	97 %	5414300	Cloud Subscr Svc	0	24,203	24,203
0	15,000	20,000	20,000	15,000	75 %	5481000	Other ContractSv	0	20,000	20,000
0	240	3,200	5,500	4,133	75 %	5496100	Travel and Confe	3,200	11,320	11,320
0	0	500	500	0	0 %	5496301	Business Mileage	500	500	500
955	1,225	400	3,450	2,515	73 %	5498000	Memb&Dues	400	0	0
955	16,465	24,100	51,448	42,915	83 %	Subtotals:		4,100	56,023	56,023
						56	Other Expenses			
0	0	0	0	0	****	Subtotals:		0	0	0
						57	Capital Outlay			

Galveston County, Texas

Department Budget History and Budget (Expenditures) with FY-T-D Actuals

1101 Fund: General Fund
 1514 Department: Dir of Finance/Admin/Budget Of
 151400 Division: Professional Services

Current Fiscal Year is 94.5 % Complete

2020 Actual Expenditure	2021 Actual Expenditure	2022 Adopted Budget	2022 Amended Budget	2022 FY-T-D Expenditure	2022 Expenditure Percent	Object	Description	2023 Base Budget	2023 Requested Budget	2023 Tentative Budget
0	0	0	0	0	****		Subtotals:	0	0	0
342,072	407,490	432,691	477,957	216,245	45 %		Fund Cost Center Totals:	192,833	555,359	585,419

Galveston County, Texas

Department Budget History and Budget (Expenditures) with FY-T-D Actuals

1101 Fund: General Fund
1515 Department: County Tax Assessor Collector
151500 Division: Tax Assessor/Collector Admin

Current Fiscal Year is 94.5 % Complete

2020 Actual Expenditure	2021 Actual Expenditure	2022 Adopted Budget	2022 Amended Budget	2022 FY-T-D Expenditure	2022 Expenditure Percent	Object	Description	2023 Base Budget	2023 Requested Budget	2023 Tentative Budget
						51	Personnel & Benefits			
1,220,563	1,191,480	1,192,311	1,189,404	1,098,469	92 %	5100000	Salaries	1,219,106	1,193,155	1,358,179
186,417	183,749	236,640	236,640	200,416	85 %	5151000	Cnty Hlth Insur	228,508	204,025	267,148
17,872	17,156	17,304	17,261	16,062	93 %	5152102	Medicare FICA	17,691	17,313	19,706
148,621	145,555	153,466	153,091	140,391	92 %	5153000	Pension - TCDRS	158,618	149,781	156,048
105,768	101,480	103,088	102,836	89,790	87 %	5154000	Alternate Plan	55,111	95,626	108,737
0	0	0	0	105	****	5154111	Alt Pln-Nonp Emp	0	576	599
2,430	2,037	1,526	1,521	1,398	92 %	5155000	UnemplCompens	3,997	1,527	2,001
1,681,674	1,641,459	1,704,335	1,700,753	1,546,635	91 %	Subtotals:		1,683,031	1,662,003	1,912,418
						53	Supplies			
16,726	17,054	18,000	18,000	13,567	75 %	5310000	Admin Supplies	18,000	27,000	27,000
1,275	2,591	2,295	2,295	2,269	99 %	5310001	ExtraordinarySpl	0	2,294	2,294
0	0	0	0	0	****	5311140	Postage	0	70,000	70,000
0	234	0	0	0	****	5317000	BooksPriodcls	0	265	265
18,001	19,879	20,295	20,295	15,836	78 %	Subtotals:		18,000	99,559	99,559
						54	Other Services and Charges			
1,275	1,275	1,275	1,275	1,275	100 %	5423000	M&R Equip	0	850	850
29,508	34,360	43,485	46,785	43,849	94 %	5481000	Other ContractSv	0	36,400	36,400
593	593	800	800	0	0 %	5493100	Marketing and Ad	800	700	700
0	2,220	3,150	3,150	854	27 %	5496100	Travel and Confe	3,150	3,155	3,155
0	0	200	200	0	0 %	5496301	Business Mileage	200	200	200
0	175	220	220	150	68 %	5498000	Memb&Dues	220	275	275
31,377	38,624	49,130	52,430	46,129	88 %	Subtotals:		4,370	41,580	41,580
						56	Other Expenses			
0	0	0	0	0	****	Subtotals:		0	0	0

Galveston County, Texas

Department Budget History and Budget (Expenditures) with FY-T-D Actuals

1101 Fund: General Fund
 1515 Department: County Tax Assessor Collector
 151500 Division: Tax Assessor/Collector Admin

Current Fiscal Year is 94.5 % Complete

2020 Actual Expenditure	2021 Actual Expenditure	2022 Adopted Budget	2022 Amended Budget	2022 FY-T-D Expenditure	2022 Expenditure Percent	Object	Description	2023 Base Budget	2023 Requested Budget	2023 Tentative Budget
						57	Capital Outlay			
0	0	0	0	0	****		Subtotals:	0	0	0
1,731,053	1,699,962	1,773,760	1,773,478	1,608,601	91 %		Fund Cost Center Totals:	1,705,401	1,803,142	2,053,557

Galveston County, Texas

Department Budget History and Budget (Expenditures) with FY-T-D Actuals

1101 Fund: General Fund
1515 Department: County Tax Assessor Collector
151519 Division: Tax Assessor/Collector TxDMV

Current Fiscal Year is 94.5 % Complete

2020 Actual Expenditure	2021 Actual Expenditure	2022 Adopted Budget	2022 Amended Budget	2022 FY-T-D Expenditure	2022 Expenditure Percent	Object	Description	2023 Base Budget	2023 Requested Budget	2023 Tentative Budget
						51	Personnel & Benefits			
766,720	768,272	788,068	790,975	732,115	93 %	5100000	Salaries	808,940	848,099	795,272
143,555	150,719	187,680	187,680	156,441	83 %	5151000	Cnty Hlth Insur	187,703	179,542	181,279
11,146	11,246	11,441	11,484	10,711	93 %	5152102	Medicare FICA	11,745	12,313	11,543
92,760	95,390	101,438	101,813	94,245	93 %	5153000	Pension - TCDRS	105,249	110,346	94,408
66,034	66,517	68,138	68,390	60,223	88 %	5154000	Alternate Plan	28,148	69,475	65,520
1,761	1,470	1,112	1,117	1,019	91 %	5155000	UnemplCompens	2,921	1,196	1,289
1,081,977	1,093,617	1,157,877	1,161,459	1,054,756	91 %		Subtotals:	1,144,706	1,220,971	1,149,311
						53	Supplies			
14,647	11,780	13,200	13,200	5,776	44 %	5310000	Admin Supplies	13,200	24,000	24,000
0	0	330	330	132	40 %	5317000	BooksPriodcls	330	330	330
14,647	11,780	13,530	13,530	5,908	44 %		Subtotals:	13,530	24,330	24,330
						54	Other Services and Charges			
129	0	600	600	0	0 %	5496301	Business Mileage	600	600	600
129	0	600	600	0	0 %		Subtotals:	600	600	600
1,096,754	1,105,398	1,172,007	1,175,589	1,060,664	90 %		Fund Cost Center Totals:	1,158,836	1,245,901	1,174,241

Galveston County, Texas

Department Budget History and Budget (Expenditures) with FY-T-D Actuals

1101 Fund: General Fund
1515 Department: County Tax Assessor Collector
151553 Division: Tax Assessor/Coll Collection

Current Fiscal Year is 94.5 % Complete

2020 Actual Expenditure	2021 Actual Expenditure	2022 Adopted Budget	2022 Amended Budget	2022 FY-T-D Expenditure	2022 Expenditure Percent	Object	Description	2023 Base Budget	2023 Requested Budget	2023 Tentative Budget
						51	Personnel & Benefits			
75,225	72,690	76,287	76,287	70,107	92 %	5100000	Salaries	76,287	76,287	80,486
13,616	14,301	16,320	16,320	15,002	92 %	5151000	Cnty Hlth Insur	16,322	16,322	19,082
1,094	1,057	1,108	1,108	1,019	92 %	5152102	Medicare FICA	1,108	1,108	1,168
9,164	9,024	9,819	9,819	9,025	92 %	5153000	Pension - TCDRS	9,926	9,926	9,554
6,521	6,284	6,596	6,596	5,756	87 %	5154000	Alternate Plan	2,999	6,292	6,643
174	145	108	108	99	92 %	5155000	UnemplCompens	276	108	130
105,796	103,503	110,238	110,238	101,010	92 %		Subtotals:	106,918	110,043	117,063
						53	Supplies			
1,200	0	1,200	1,200	503	42 %	5310000	Admin Supplies	1,200	2,000	2,000
1,200	0	1,200	1,200	503	42 %		Subtotals:	1,200	2,000	2,000
						54	Other Services and Charges			
0	0	2,715	2,715	0	0 %	5496100	Travel and Confe	2,715	1,870	1,870
0	0	150	150	0	0 %	5496301	Business Mileage	150	150	150
0	0	50	50	50	100 %	5498000	Memb&Dues	50	50	50
0	0	2,915	2,915	50	2 %		Subtotals:	2,915	2,070	2,070
106,996	103,503	114,353	114,353	101,563	89 %		Fund Cost Center Totals:	111,033	114,113	121,133

Galveston County, Texas

Department Budget History and Budget (Expenditures) with FY-T-D Actuals

1101 Fund: General Fund
1515 Department: County Tax Assessor Collector
151554 Division: Tax Assessor/Collector Reimb

Current Fiscal Year is 94.5 % Complete

2020 Actual Expenditure	2021 Actual Expenditure	2022 Adopted Budget	2022 Amended Budget	2022 FY-T-D Expenditure	2022 Expenditure Percent	Object	Description	2023 Base Budget	2023 Requested Budget	2023 Tentative Budget
						51	Personnel & Benefits			
0	1,498	5,000	8,501	3,165	37 %	5120001	Seasonal Help	0	5,000	5,000
0	21	73	73	47	66 %	5152102	Medicare FICA	0	75	75
0	0	0	0	417	****	5153000	Pension - TCDRS	0	0	0
0	0	0	0	280	****	5154000	Alternate Plan	0	0	0
0	20	69	69	0	0 %	5154111	Alt Pln-Nonp Emp	0	75	75
12	10	7	7	6	91 %	5155000	UnemplCompens	0	10	10
12	1,550	5,149	8,650	3,918	45 %		Subtotals:	0	5,160	5,160
						54	Other Services and Charges			
18,753	19,073	26,000	26,000	122	0 %	5493100	Marketing and Ad	26,000	25,000	25,000
18,753	19,073	26,000	26,000	122	0 %		Subtotals:	26,000	25,000	25,000
18,765	20,624	31,149	34,650	4,041	12 %		Fund Cost Center Totals:	26,000	30,160	30,160

Galveston County, Texas

Department Budget History and Budget (Expenditures) with FY-T-D Actuals

1101 Fund: General Fund
1516 Department: County Treasurer
151600 Division: County Treasurer

Current Fiscal Year is 94.5 % Complete

2020 Actual Expenditure	2021 Actual Expenditure	2022 Adopted Budget	2022 Amended Budget	2022 FY-T-D Expenditure	2022 Expenditure Percent	Object	Description	2023 Base Budget	2023 Requested Budget	2023 Tentative Budget
						51	Personnel & Benefits			
454,961	471,201	476,560	479,709	419,221	87 %	5100000	Salaries	476,560	475,496	520,059
4,605	3,808	6,000	6,000	6,069	101 %	5130000	Overtime	0	3,000	3,000
46,916	49,532	57,120	57,120	49,682	87 %	5151000	Cnty Hlth Insur	57,127	57,127	66,787
6,688	6,915	7,001	7,048	6,192	88 %	5152102	Medicare FICA	6,914	6,898	7,545
55,963	58,966	62,109	62,519	54,728	88 %	5153000	Pension - TCDRS	62,004	61,865	61,735
39,846	41,065	41,720	41,969	34,986	83 %	5154000	Alternate Plan	33,941	40,354	44,166
935	704	521	527	477	91 %	5155000	UnemplCompens	1,313	510	647
-1,081	0	0	0	0	****	5190001	FEMA Salary/Bnft	0	0	0
608,834	632,194	651,031	654,892	571,357	87 %	Subtotals:		637,859	645,250	703,939
						53	Supplies			
6,016	6,388	10,000	10,000	2,327	23 %	5310000	Admin Supplies	10,000	10,000	10,000
0	0	1,000	1,000	0	0 %	5310001	ExtraordinarySpl	0	0	0
1,839	1,575	3,000	3,000	1,151	38 %	5317000	BooksPriodcls	3,000	3,000	3,000
7,855	7,964	14,000	14,000	3,478	25 %	Subtotals:		13,000	13,000	13,000
						54	Other Services and Charges			
5,705	4,599	10,000	10,000	3,908	39 %	5481000	Other ContractSv	0	10,000	10,000
3,781	5,448	7,500	7,500	3,873	52 %	5496100	Travel and Confe	10,000	10,000	10,000
0	591	1,200	1,200	115	10 %	5496301	Business Mileage	1,200	1,200	1,200
175	359	400	400	175	44 %	5498000	Memb&Dues	400	400	400
9,661	10,998	19,100	19,100	8,072	42 %	Subtotals:		11,600	21,600	21,600
						56	Other Expenses			
0	0	0	0	0	****	Subtotals:		0	0	0
626,352	651,157	684,131	687,992	582,908	85 %	Fund Cost Center Totals:		662,459	679,850	738,539

Galveston County, Texas

Department Budget History and Budget (Expenditures) with FY-T-D Actuals

1101 Fund: General Fund
1518 Department: Purchasing Department
151800 Division: Purchasing

Current Fiscal Year is 94.5 % Complete

2020 Actual Expenditure	2021 Actual Expenditure	2022 Adopted Budget	2022 Amended Budget	2022 FY-T-D Expenditure	2022 Expenditure Percent	Object	Description	2023 Base Budget	2023 Requested Budget	2023 Tentative Budget
						51	Personnel & Benefits			
411,847	426,391	512,952	512,952	386,656	75 %	5100000	Salaries	420,737	505,816	530,657
40,848	45,261	65,280	65,280	52,507	80 %	5151000	Cnty Hlth Insur	57,127	65,288	76,328
6,028	6,243	7,441	7,441	5,665	76 %	5152102	Medicare FICA	6,105	7,339	7,696
50,171	52,938	66,020	66,020	49,778	75 %	5153000	Pension - TCDRS	54,740	65,809	62,992
35,703	36,861	44,349	44,349	31,749	72 %	5154000	Alternate Plan	25,279	42,266	44,344
1,155	970	722	722	661	92 %	5155000	UnemplCompens	1,518	712	852
545,755	568,666	696,764	696,764	527,019	76 %		Subtotals:	565,506	687,230	722,869
						53	Supplies			
1,785	3,589	4,000	4,000	2,588	65 %	5310000	Admin Supplies	4,000	4,000	4,000
0	1,122	2,100	2,100	339	16 %	5310001	ExtraordinarySpl	0	0	0
1,785	4,711	6,100	6,100	2,927	48 %		Subtotals:	4,000	4,000	4,000
						54	Other Services and Charges			
3,000	14,800	16,000	16,000	14,800	92 %	5419301	Software Licensi	0	16,000	14,800
6,979	7,278	8,000	8,000	6,378	80 %	5481000	Other ContractSv	0	8,000	8,000
10,159	16,255	10,500	22,500	21,222	94 %	5493100	Marketing and Ad	10,500	10,500	20,000
555	2,138	6,000	6,000	0	0 %	5496100	Travel and Confe	6,000	6,000	3,600
76	0	500	500	0	0 %	5496301	Business Mileage	500	500	500
1,504	1,325	2,825	2,825	1,674	59 %	5498000	Memb&Dues	2,825	2,675	2,675
22,273	41,797	43,825	55,825	44,075	79 %		Subtotals:	19,825	43,675	49,575
						56	Other Expenses			
0	0	0	0	0	****		Subtotals:	0	0	0
569,814	615,176	746,689	758,689	574,021	76 %		Fund Cost Center Totals:	589,331	734,905	776,444

Galveston County, Texas

Department Budget History and Budget (Expenditures) with FY-T-D Actuals

1101 Fund: General Fund
1519 Department: Grant Administration
151900 Division: Grant Administration

Current Fiscal Year is 94.5 % Complete

2020 Actual Expenditure	2021 Actual Expenditure	2022 Adopted Budget	2022 Amended Budget	2022 FY-T-D Expenditure	2022 Expenditure Percent	Object	Description	2023 Base Budget	2023 Requested Budget	2023 Tentative Budget
						51	Personnel & Benefits			
222,624	236,007	288,618	278,238	202,813	73 %	5100000	Salaries	164,984	248,393	261,154
22,388	24,296	35,360	35,360	29,029	82 %	5151000	Cnty Hlth Insur	28,564	40,805	47,705
3,236	3,459	4,187	4,036	2,956	73 %	5152102	Medicare FICA	2,394	3,605	3,790
27,062	29,468	37,147	35,933	26,050	72 %	5153000	Pension - TCDRS	21,466	32,318	31,002
19,237	20,513	24,954	24,031	16,798	70 %	5154000	Alternate Plan	10,170	20,841	21,911
683	570	406	384	371	97 %	5155000	UnemplCompens	595	349	420
295,232	314,315	390,672	377,982	278,020	74 %		Subtotals:	228,173	346,311	365,982
						53	Supplies			
128	506	2,500	2,134	1,746	82 %	5310000	Admin Supplies	2,500	2,500	0
0	0	0	15,992	11,157	70 %	5310001	ExtraordinarySpl	0	19,800	0
0	0	0	0	0	****	5312101	Uniforms	0	950	950
128	506	2,500	18,126	12,904	71 %		Subtotals:	2,500	23,250	950
						54	Other Services and Charges			
0	0	0	702	0	0 %	5414300	Cloud Subscr Svc	0	1,000	1,000
21,880	0	0	243,500	0	0 %	5481000	Other ContractSv	0	340,000	340,000
177	0	0	3,000	1,357	45 %	5493100	Marketing and Ad	0	6,500	6,500
264	0	3,600	3,264	2,122	65 %	5496100	Travel and Confe	3,600	3,852	3,852
338	17	2,400	2,400	0	0 %	5496301	Business Mileage	2,400	1,500	1,500
22,660	17	6,000	252,866	3,480	1 %		Subtotals:	6,000	352,852	352,852
318,021	314,839	399,172	648,974	294,404	45 %		Fund Cost Center Totals:	236,673	722,413	719,784

Galveston County, Texas

Department Budget History and Budget (Expenditures) with FY-T-D Actuals

1101 Fund: General Fund
1530 Department: Legal Department
153000 Division: Legal Department

Current Fiscal Year is 94.5 % Complete

2020 Actual Expenditure	2021 Actual Expenditure	2022 Adopted Budget	2022 Amended Budget	2022 FY-T-D Expenditure	2022 Expenditure Percent	Object	Description	2023 Base Budget	2023 Requested Budget	2023 Tentative Budget
						51	Personnel & Benefits			
0	0	0	0	0	****		Subtotals:	0	0	0
						53	Supplies			
0	0	0	0	0	****		Subtotals:	0	0	0
						54	Other Services and Charges			
1,182,942	707,791	1,250,000	2,092,500	1,642,504	78 %	5413000	Contract Legal	0	1,650,000	1,000,000
0	1,930	2,000	128,500	161,418	126 %	5413020	Other Litigation	2,000	150,000	150,000
1,182,942	709,721	1,252,000	2,221,000	1,803,922	81 %		Subtotals:	2,000	1,800,000	1,150,000
						56	Other Expenses			
0	0	0	0	0	****		Subtotals:	0	0	0
						57	Capital Outlay			
0	0	0	0	0	****		Subtotals:	0	0	0
1,182,942	709,721	1,252,000	2,221,000	1,803,922	81 %		Fund Cost Center Totals:	2,000	1,800,000	1,150,000

Galveston County, Texas

Department Budget History and Budget (Expenditures) with FY-T-D Actuals

1101 Fund: General Fund
1550 Department: Human Resources
155000 Division: Human Resources

Current Fiscal Year is 94.5 % Complete

2020 Actual Expenditure	2021 Actual Expenditure	2022 Adopted Budget	2022 Amended Budget	2022 FY-T-D Expenditure	2022 Expenditure Percent	Object	Description	2023 Base Budget	2023 Requested Budget	2023 Tentative Budget
						51	Personnel & Benefits			
383,360	393,298	412,614	412,614	363,485	88 %	5100000	Salaries	405,669	405,669	427,344
33,477	34,008	40,800	40,800	35,935	88 %	5151000	Cnty Hlth Insur	40,805	40,805	47,705
5,587	5,734	5,985	5,985	5,301	89 %	5152102	Medicare FICA	5,884	5,884	6,199
46,693	48,822	53,106	53,106	46,801	88 %	5153000	Pension - TCDRS	52,781	52,781	50,728
33,235	34,000	35,673	35,673	29,868	84 %	5154000	Alternate Plan	19,107	33,779	35,577
912	779	579	579	530	92 %	5155000	UnemplCompens	1,463	569	687
-86	0	0	0	0	****	5190001	FEMA Salary/Bnft	0	0	0
503,179	516,644	548,757	548,757	481,922	88 %	Subtotals:		525,709	539,487	568,240
						53	Supplies			
1,243	3,280	4,500	4,500	2,886	64 %	5310000	Admin Supplies	4,500	4,000	4,000
214	343	350	350	147	42 %	5312101	Uniforms	350	400	400
0	0	2,500	2,500	0	0 %	5314101	Food	2,500	2,500	2,500
262	378	500	500	227	46 %	5317000	BooksPriodcls	500	500	500
1,721	4,002	7,850	7,850	3,261	42 %	Subtotals:		7,850	7,400	7,400
						54	Other Services and Charges			
12,809	16,573	20,000	20,000	18,405	92 %	5412101	Contract Medical	20,000	23,000	23,000
36,823	44,796	80,000	80,000	86,272	108 %	5419301	Software Licensi	0	84,000	84,000
65,989	140,075	190,000	190,000	77,450	41 %	5481000	Other ContractSv	0	195,000	195,000
3,467	2,212	6,400	6,400	54	1 %	5493100	Marketing and Ad	6,400	6,000	6,000
0	0	3,500	3,500	-195	-6 %	5496100	Travel and Confe	3,500	3,500	3,500
0	0	800	800	225	28 %	5496301	Business Mileage	800	800	800
0	0	400	400	229	57 %	5498000	Memb&Dues	400	440	440
119,090	203,657	301,100	301,100	182,440	61 %	Subtotals:		31,100	312,740	312,740

56 Other Expenses

Galveston County, Texas

Department Budget History and Budget (Expenditures) with FY-T-D Actuals

1101 Fund: General Fund
 1550 Department: Human Resources
 155000 Division: Human Resources

Current Fiscal Year is 94.5 % Complete

2020 Actual Expenditure	2021 Actual Expenditure	2022 Adopted Budget	2022 Amended Budget	2022 FY-T-D Expenditure	2022 Expenditure Percent	Object	Description	2023 Base Budget	2023 Requested Budget	2023 Tentative Budget
0	0	0	0	0	****		Subtotals:	0	0	0
623,991	724,304	857,707	857,707	667,624	78 %		Fund Cost Center Totals:	564,659	859,627	888,380

Galveston County, Texas

Department Budget History and Budget (Expenditures) with FY-T-D Actuals

1101 Fund: General Fund
1591 Department: Information Technology
159100 Division: Information Technology

Current Fiscal Year is 94.5 % Complete

2020 Actual Expenditure	2021 Actual Expenditure	2022 Adopted Budget	2022 Amended Budget	2022 FY-T-D Expenditure	2022 Expenditure Percent	Object	Description	2023 Base Budget	2023 Requested Budget	2023 Tentative Budget
						51	Personnel & Benefits			
2,457,273	2,125,313	2,926,411	2,923,268	2,191,918	75 %	5100000	Salaries	2,767,590	3,016,993	3,289,908
21,423	28,319	32,500	32,500	18,028	55 %	5130000	Overtime	0	32,500	32,500
257,225	240,662	375,360	375,360	246,089	66 %	5151000	Cnty Hlth Insur	310,118	350,923	410,263
35,499	31,462	42,931	42,886	32,281	75 %	5152102	Medicare FICA	40,151	43,769	47,727
301,724	267,296	380,831	380,483	285,120	75 %	5153000	Pension - TCDRS	360,080	392,531	390,537
214,768	186,222	255,819	255,525	180,482	71 %	5154000	Alternate Plan	114,450	247,859	269,834
6,147	4,882	4,163	4,156	3,805	92 %	5155000	UnemplCompens	9,980	4,243	5,288
3,294,062	2,884,160	4,018,015	4,014,178	2,957,726	74 %		Subtotals:	3,602,369	4,088,818	4,446,057
						53	Supplies			
48,953	25,471	25,000	31,972	26,410	83 %	5310000	Admin Supplies	25,000	47,000	47,000
22,457	30,744	263,300	222,525	132,231	59 %	5310001	ExtraordinarySpl	0	323,300	323,300
501	0	500	500	339	68 %	5312101	Uniforms	500	2,500	2,500
498	509	250	250	0	0 %	5313100	Clean/Hshld Supp	250	800	800
72,410	56,725	289,050	255,248	158,981	62 %		Subtotals:	25,750	373,600	373,600
						54	Other Services and Charges			
2,094,442	2,335,118	2,789,680	2,669,308	2,523,556	95 %	5419301	Software Licensi	0	3,071,400	3,071,400
294,742	597,046	473,800	502,126	350,794	70 %	5423000	M&R Equip	0	525,000	525,000
393,756	212,871	440,000	513,594	503,295	98 %	5426100	Equip Other Rntl	0	489,000	489,000
46,707	11,351	150,950	521,356	501,910	96 %	5481000	Other ContractSv	0	2,508,178	278,178
628,862	300,160	340,000	405,000	351,142	87 %	5492101	Telephone Exp	340,000	250,300	250,300
0	359,585	384,500	324,500	265,440	82 %	5492200	Internet/Data	384,500	446,000	446,000
120,537	128,593	85,000	117,000	107,716	92 %	5492302	Air Cards	85,000	120,000	120,000
2,400	0	0	0	0	****	5492306	Cellphone Allow	0	0	0
7,898	9,551	21,400	21,400	10,172	48 %	5495095	Training & Suppl	21,400	13,000	13,000
40,711	15,793	38,050	38,050	19,153	50 %	5496100	Travel and Confe	38,050	20,500	20,500
404	556	500	500	58	12 %	5496301	Business Mileage	500	500	500
175	0	1,200	1,200	1,185	99 %	5498000	Memb&Dues	1,200	1,410	1,410

Galveston County, Texas

Department Budget History and Budget (Expenditures) with FY-T-D Actuals

1101 Fund: General Fund
1591 Department: Information Technology
159100 Division: Information Technology

Current Fiscal Year is 94.5 % Complete

2020 Actual Expenditure	2021 Actual Expenditure	2022 Adopted Budget	2022 Amended Budget	2022 FY-T-D Expenditure	2022 Expenditure Percent	Object	Description	2023 Base Budget	2023 Requested Budget	2023 Tentative Budget
3,630,639	3,970,628	4,725,080	5,114,035	4,634,425	91 %		Subtotals:	870,650	7,445,288	5,215,288
						56	Other Expenses			
0	0	0	0	0	****		Subtotals:	0	0	0
						57	Capital Outlay			
0	0	0	22,150	19,443	88 %	5744000	Furn Fixtures	0	30,000	30,000
0	0	723,000	476,638	49,454	10 %	5745000	Tech Hardware	0	405,500	405,500
0	0	50,000	82,961	36,583	44 %	5746000	Software	0	3,000,000	0
0	0	773,000	581,750	105,481	18 %		Subtotals:	0	3,435,500	435,500
						58	Debt Service			
0	0	0	0	0	****		Subtotals:	0	0	0
						59	Other Financing Uses			
0	0	0	0	0	****		Subtotals:	0	0	0
6,997,111	6,911,514	9,805,145	9,965,212	7,856,614	79 %		Fund Cost Center Totals:	4,498,769	15,343,206	10,470,445

Galveston County, Texas

Department Budget History and Budget (Expenditures) with FY-T-D Actuals

1101 Fund: General Fund
 1591 Department: Information Technology
 159106 Division: Desktop Refresh

Current Fiscal Year is 94.5 % Complete

2020 Actual Expenditure	2021 Actual Expenditure	2022 Adopted Budget	2022 Amended Budget	2022 FY-T-D Expenditure	2022 Expenditure Percent	Object	Description	2023 Base Budget	2023 Requested Budget	2023 Tentative Budget
						53	Supplies			
399,145	0	0	216,441	216,401	100 %	5310001	ExtraordinarySpl	0	400,000	400,000
399,145	0	0	216,441	216,401	100 %		Subtotals:	0	400,000	400,000
						54	Other Services and Charges			
0	0	0	0	0	****		Subtotals:	0	0	0
						57	Capital Outlay			
0	0	0	0	0	****	5745000	Tech Hardware	0	110,000	110,000
0	0	0	0	0	****		Subtotals:	0	110,000	110,000
399,145	0	0	216,441	216,401	100 %		Fund Cost Center Totals:	0	510,000	510,000

Galveston County, Texas

Department Budget History and Budget (Expenditures) with FY-T-D Actuals

1101 Fund: General Fund
 1591 Department: Information Technology
 159109 Division: DR Storage

Current Fiscal Year is 94.5 % Complete

2020 Actual Expenditure	2021 Actual Expenditure	2022 Adopted Budget	2022 Amended Budget	2022 FY-T-D Expenditure	2022 Expenditure Percent	Object	Description	2023 Base Budget	2023 Requested Budget	2023 Tentative Budget
						53	Supplies			
0	0	0	0	0	****		Subtotals:	0	0	0
						54	Other Services and Charges			
0	0	0	0	0	****		Subtotals:	0	0	0
						57	Capital Outlay			
0	0	0	0	0	****		Subtotals:	0	0	0
0	0	0	0	0	****		Fund Cost Center Totals:	0	0	0

Galveston County, Texas

Department Budget History and Budget (Expenditures) with FY-T-D Actuals

1101 Fund: General Fund
1591 Department: Information Technology
159111 Division: Print Center

Current Fiscal Year is 94.5 % Complete

2020 Actual Expenditure	2021 Actual Expenditure	2022 Adopted Budget	2022 Amended Budget	2022 FY-T-D Expenditure	2022 Expenditure Percent	Object	Description	2023 Base Budget	2023 Requested Budget	2023 Tentative Budget
						51	Personnel & Benefits			
83,195	83,243	82,926	82,926	76,222	92 %	5100000	Salaries	82,926	82,926	87,495
9	0	0	0	0	****	5130000	Overtime	0	0	0
13,616	14,301	16,320	16,320	15,002	92 %	5151000	Cnty Hlth Insur	16,322	16,322	19,082
1,218	1,219	1,204	1,204	1,116	93 %	5152102	Medicare FICA	1,204	1,204	1,270
10,136	10,333	10,674	10,674	9,812	92 %	5153000	Pension - TCDRS	10,789	10,789	10,387
7,212	7,196	7,170	7,170	6,258	87 %	5154000	Alternate Plan	6,508	7,170	7,565
192	161	117	117	107	92 %	5155000	UnemplCompens	300	117	141
115,581	116,455	118,411	118,411	108,519	92 %		Subtotals:	118,049	118,528	125,940
						53	Supplies			
48,401	29,912	6,500	6,500	6,417	99 %	5310000	Admin Supplies	6,500	8,500	8,500
385,021	356,314	350,000	412,800	391,019	95 %	5311140	Postage	350,000	367,000	300,000
433,422	386,227	356,500	419,300	397,437	95 %		Subtotals:	356,500	375,500	308,500
						54	Other Services and Charges			
0	0	0	0	0	****		Subtotals:	0	0	0
549,003	502,682	474,911	537,711	505,956	94 %		Fund Cost Center Totals:	474,549	494,028	434,440

Galveston County, Texas

Department Budget History and Budget (Expenditures) with FY-T-D Actuals

1101 Fund: General Fund
1701 Department: Facilities Services
170100 Division: Facilities Svcs & Maintenance

Current Fiscal Year is 94.5 % Complete

2020 Actual Expenditure	2021 Actual Expenditure	2022 Adopted Budget	2022 Amended Budget	2022 FY-T-D Expenditure	2022 Expenditure Percent	Object	Description	2023 Base Budget	2023 Requested Budget	2023 Tentative Budget
						51	Personnel & Benefits			
860,705	896,744	899,227	893,568	790,852	89 %	5100000	Salaries	872,804	901,809	951,612
35,617	85,977	60,000	60,000	77,267	129 %	5130000	Overtime	0	85,000	85,000
115,971	125,270	146,880	146,880	122,074	83 %	5151000	Cnty Hlth Insur	130,576	146,898	171,738
13,022	14,413	13,918	13,836	12,746	92 %	5152102	Medicare FICA	12,665	13,087	13,808
108,183	121,994	123,458	122,792	111,705	91 %	5153000	Pension - TCDRS	113,561	117,335	112,964
76,992	84,956	82,933	82,433	71,499	87 %	5154000	Alternate Plan	50,919	75,584	79,762
2,158	1,834	1,353	1,341	1,240	92 %	5155000	UnemplCompens	3,152	1,272	1,532
0	-282	0	0	0	****	5190001	FEMA Salary/Bnft	0	0	0
1,212,651	1,330,906	1,327,769	1,320,850	1,187,387	90 %	Subtotals:		1,183,677	1,340,985	1,416,416
						53	Supplies			
11,633	3,361	7,500	7,500	4,801	64 %	5310000	Admin Supplies	7,500	7,500	7,500
0	4,558	600	600	0	0 %	5310001	ExtraordinarySpl	0	600	600
0	3,758	7,000	7,000	7,656	109 %	5312101	Uniforms	7,000	7,000	7,000
66,965	85,087	85,000	85,000	85,985	101 %	5313100	Clean/Hshld Supp	85,000	143,000	94,000
78,598	96,766	100,100	100,100	98,442	98 %	Subtotals:		99,500	158,100	109,100
						54	Other Services and Charges			
21,462	17,832	32,000	32,000	16,346	51 %	5412094	CareHereMaint	0	32,000	32,000
642,320	655,351	720,000	720,000	562,909	78 %	5421100	Water	720,000	750,000	750,000
1,891,765	1,730,130	2,100,000	2,100,000	1,763,452	84 %	5421200	Electricity	2,100,000	2,100,000	2,100,000
136,417	140,024	275,000	275,000	258,073	94 %	5421300	Gas	275,000	280,000	280,000
1,536	1,509	8,000	8,000	1,222	15 %	5422200	Carpet Cleaning	8,000	8,000	8,000
356,259	263,401	300,000	300,000	242,828	81 %	5423000	M&R Equip	95,800	590,200	300,000
1,278,623	1,068,304	1,100,000	1,778,653	1,681,960	95 %	5424000	Building Mainten	1,085,000	1,102,300	1,102,300
1,039,875	1,095,173	1,186,543	1,261,543	1,075,815	85 %	5481000	Other ContractSv	0	1,577,500	1,186,543
0	795	2,000	2,000	0	0 %	5496100	Travel and Confe	2,000	2,000	2,000
5,368,259	4,972,522	5,723,543	6,477,196	5,602,607	86 %	Subtotals:		4,285,800	6,442,000	5,760,843

Galveston County, Texas

Department Budget History and Budget (Expenditures) with FY-T-D Actuals

1101 Fund: General Fund
1701 Department: Facilities Services
170100 Division: Facilities Srvs & Maintenance

Current Fiscal Year is 94.5 % Complete

2020 Actual Expenditure	2021 Actual Expenditure	2022 Adopted Budget	2022 Amended Budget	2022 FY-T-D Expenditure	2022 Expenditure Percent	Object	Description	2023 Base Budget	2023 Requested Budget	2023 Tentative Budget
						55	Inter/Intragvrnmntl Expenditrs			
0	0	0	0	0	****	Subtotals:		0	0	0
						56	Other Expenses			
0	0	0	0	0	****	Subtotals:		0	0	0
						57	Capital Outlay			
466,400	788,336	0	5,800,206	5,650,104	97 %	5722000	Building Improve	0	0	0
35,087	43,141	10,000	10,000	0	0 %	5741000	Equipment	0	10,000	10,000
33,535	35,070	0	148,670	0	0 %	5743000	Vehicles	0	0	0
0	0	0	222,878	219,439	98 %	5744000	Furn Fixtures	0	0	0
535,022	866,547	10,000	6,181,755	5,869,544	95 %	Subtotals:		0	10,000	10,000
7,194,532	7,266,743	7,161,412	14,079,901	12,757,981	91 %	Fund Cost Center Totals:		5,568,977	7,951,085	7,296,359

Galveston County, Texas

Department Budget History and Budget (Expenditures) with FY-T-D Actuals

1101 Fund: General Fund
 1701 Department: Facilities Services
 170101 Division: County Architect

Current Fiscal Year is 94.5 % Complete

2020 Actual Expenditure	2021 Actual Expenditure	2022 Adopted Budget	2022 Amended Budget	2022 FY-T-D Expenditure	2022 Expenditure Percent	Object	Description	2023 Base Budget	2023 Requested Budget	2023 Tentative Budget
						51	Personnel & Benefits			
0	0	0	0	0	****		Subtotals:	0	0	0
						54	Other Services and Charges			
0	0	0	0	0	****		Subtotals:	0	0	0
0	0	0	0	0	****		Fund Cost Center Totals:	0	0	0

Galveston County, Texas

Department Budget History and Budget (Expenditures) with FY-T-D Actuals

1101 Fund: General Fund
1701 Department: Facilities Services
170104 Division: ADA Compliance

Current Fiscal Year is 94.5 % Complete

2020 Actual Expenditure	2021 Actual Expenditure	2022 Adopted Budget	2022 Amended Budget	2022 FY-T-D Expenditure	2022 Expenditure Percent	Object	Description	2023 Base Budget	2023 Requested Budget	2023 Tentative Budget
						51	Personnel & Benefits			
0	0	0	0	0	****		Subtotals:	0	0	0
						53	Supplies			
0	0	0	0	0	****		Subtotals:	0	0	0
						54	Other Services and Charges			
0	0	12,000	12,000	0	0 %	5424000	Building Mainten	12,000	12,000	12,000
0	6,940	50,000	50,000	0	0 %	5481000	Other ContractSv	0	50,000	50,000
0	6,940	62,000	62,000	0	0 %		Subtotals:	12,000	62,000	62,000
0	6,940	62,000	62,000	0	0 %		Fund Cost Center Totals:	12,000	62,000	62,000

Galveston County, Texas

Department Budget History and Budget (Expenditures) with FY-T-D Actuals

1101 Fund: General Fund
1721 Department: Fleet Management
172111 Division: Fleet Mgmt - Galveston

Current Fiscal Year is 94.5 % Complete

2020 Actual Expenditure	2021 Actual Expenditure	2022 Adopted Budget	2022 Amended Budget	2022 FY-T-D Expenditure	2022 Expenditure Percent	Object	Description	2023 Base Budget	2023 Requested Budget	2023 Tentative Budget
						51	Personnel & Benefits			
575,307	577,162	594,403	594,403	541,553	91 %	5100000	Salaries	612,680	615,803	648,405
998	158	6,000	6,000	0	0 %	5130000	Overtime	0	6,000	6,000
87,737	93,490	114,240	114,240	97,481	85 %	5151000	Cnty Hlth Insur	114,254	106,093	124,033
8,428	8,453	8,711	8,711	7,938	91 %	5152102	Medicare FICA	8,890	8,936	9,409
70,186	71,687	77,279	77,279	69,696	90 %	5153000	Pension - TCDRS	79,716	80,123	76,970
49,965	49,964	51,911	51,911	44,488	86 %	5154000	Alternate Plan	28,504	50,917	53,609
1,415	1,140	846	846	775	92 %	5155000	UnemplCompens	2,214	868	1,046
794,039	802,056	853,390	853,390	761,934	89 %	Subtotals:		846,258	868,740	919,472
						53	Supplies			
260	1,518	2,000	2,000	1,394	70 %	5310000	Admin Supplies	2,000	2,000	2,000
3,758	4,854	0	0	0	****	5310001	ExtraordinarySpl	0	0	0
19,410	14,845	17,500	17,500	7,134	41 %	5310002	Oper Supplies	17,500	17,500	17,500
7,980	7,478	9,700	9,700	7,689	79 %	5312101	Uniforms	9,700	9,700	9,700
244,331	408,761	525,000	1,095,000	905,508	83 %	5322010	Fuel	525,000	890,000	890,000
23,260	1,498	22,000	22,000	13,212	60 %	5361001	VHMake Ready	22,000	22,000	22,000
299,001	438,956	576,200	1,146,200	934,939	82 %	Subtotals:		576,200	941,200	941,200
						54	Other Services and Charges			
46,771	54,608	58,000	58,000	57,608	99 %	5419301	Software Licensi	0	64,300	64,300
30,398	35,153	60,000	60,000	37,454	62 %	5423000	M&R Equip	60,000	60,000	60,000
87,844	107,906	158,000	158,000	112,949	71 %	5423110	Vehicle Maintena	158,000	158,000	158,000
32,520	28,430	30,000	30,000	28,320	94 %	5492101	Telephone Exp	30,000	32,000	32,000
88	375	0	0	0	****	5496100	Travel and Confe	0	3,800	3,800
27	0	525	525	54	10 %	5498000	Memb&Dues	525	200	200
197,651	226,474	306,525	306,525	236,386	77 %	Subtotals:		248,525	318,300	318,300
						57	Capital Outlay			
7,094	0	0	0	0	****	5741000	Equipment	0	10,000	10,000

Galveston County, Texas

Department Budget History and Budget (Expenditures) with FY-T-D Actuals

1101 Fund: General Fund
 1721 Department: Fleet Management
 172111 Division: Fleet Mgmt - Galveston

Current Fiscal Year is 94.5 % Complete

2020 Actual Expenditure	2021 Actual Expenditure	2022 Adopted Budget	2022 Amended Budget	2022 FY-T-D Expenditure	2022 Expenditure Percent	Object	Description	2023 Base Budget	2023 Requested Budget	2023 Tentative Budget
118,635	0	0	293,599	224,240	76 %	5743000	Vehicles	0	0	0
0	0	0	69,390	26,920	39 %	5744000	Furn Fixtures	0	0	0
125,729	0	0	362,989	251,160	69 %		Subtotals:	0	10,000	10,000
1,416,420	1,467,487	1,736,115	2,669,104	2,184,421	82 %		Fund Cost Center Totals:	1,670,983	2,138,240	2,188,972

Galveston County, Texas

Department Budget History and Budget (Expenditures) with FY-T-D Actuals

1101 Fund: General Fund
 1791 Department: Bldgs Major Improv
 179137 Division: North County Annex

Current Fiscal Year is 94.5 % Complete

2020 Actual Expenditure	2021 Actual Expenditure	2022 Adopted Budget	2022 Amended Budget	2022 FY-T-D Expenditure	2022 Expenditure Percent	Object	Description	2023 Base Budget	2023 Requested Budget	2023 Tentative Budget
						51	Personnel & Benefits			
0	0	0	0	0	****		Subtotals:	0	0	0
0	0	0	0	0	****		Fund Cost Center Totals:	0	0	0

Galveston County, Texas

Department Budget History and Budget (Expenditures) with FY-T-D Actuals

1101 Fund: General Fund
 1793 Department: Building Construction
 179307 Division: Bacliff Annex

Current Fiscal Year is 94.5 % Complete

2020 Actual Expenditure	2021 Actual Expenditure	2022 Adopted Budget	2022 Amended Budget	2022 FY-T-D Expenditure	2022 Expenditure Percent	Object	Description	2023 Base Budget	2023 Requested Budget	2023 Tentative Budget
						51	Personnel & Benefits			
0	0	0	0	0	****		Subtotals:	0	0	0
0	0	0	0	0	****		Fund Cost Center Totals:	0	0	0

Galveston County, Texas

Department Budget History and Budget (Expenditures) with FY-T-D Actuals

1101 Fund: General Fund
1901 Department: County Engineer
190100 Division: County Engineer

Current Fiscal Year is 94.5 % Complete

2020 Actual Expenditure	2021 Actual Expenditure	2022 Adopted Budget	2022 Amended Budget	2022 FY-T-D Expenditure	2022 Expenditure Percent	Object	Description	2023 Base Budget	2023 Requested Budget	2023 Tentative Budget
						51	Personnel & Benefits			
448,736	465,501	456,336	456,336	419,421	92 %	5100000	Salaries	456,336	456,336	481,148
1,800	1,815	1,800	1,800	1,635	91 %	5111003	Auto Allowances	1,800	1,800	1,800
0	0	1,000	1,000	0	0 %	5130000	Overtime	0	1,000	1,000
37,178	38,108	40,800	40,800	37,505	92 %	5151000	Cnty Hlth Insur	40,805	40,805	47,705
6,587	6,818	6,661	6,661	6,143	92 %	5152102	Medicare FICA	6,653	6,653	7,012
54,647	57,784	59,093	59,093	53,997	91 %	5153000	Pension - TCDRS	59,668	59,668	57,385
38,906	40,242	39,696	39,696	34,438	87 %	5154000	Alternate Plan	35,990	39,650	41,795
1,084	920	646	646	592	92 %	5155000	UnemplCompens	1,653	644	776
588,941	611,190	606,032	606,032	553,733	91 %		Subtotals:	602,905	606,556	638,621
						53	Supplies			
3,388	2,975	5,000	5,000	2,756	55 %	5310000	Admin Supplies	5,000	5,000	5,000
179	159	1,500	1,500	1,453	97 %	5310001	ExtraordinarySpl	0	600	600
825	681	900	900	647	72 %	5312101	Uniforms	900	900	900
4,394	3,816	7,400	7,400	4,857	66 %		Subtotals:	5,900	6,500	6,500
						54	Other Services and Charges			
0	0	20,000	16,800	0	0 %	5410000	Prof Serv	20,000	70,000	70,000
4,267	4,457	6,800	6,800	4,450	65 %	5419301	Software Licensi	0	6,900	6,900
0	0	55,000	55,000	0	0 %	5481000	Other ContractSv	0	55,000	55,000
1,440	484	480	480	436	91 %	5492306	Cellphone Allow	960	960	960
3,182	4,777	4,800	8,000	5,770	72 %	5493100	Marketing and Ad	4,800	4,800	4,800
2,438	940	4,700	4,700	1,274	27 %	5496100	Travel and Confe	4,700	3,500	3,500
905	0	4,000	4,000	945	24 %	5496301	Business Mileage	4,000	4,000	4,000
215	270	215	215	170	79 %	5498000	Memb&Dues	215	170	170
12,448	10,929	95,995	95,995	13,045	14 %		Subtotals:	34,675	145,330	145,330

55 Inter/Intragvrnmntl Expenditrs

Galveston County, Texas

Department Budget History and Budget (Expenditures) with FY-T-D Actuals

1101 Fund: General Fund
 1901 Department: County Engineer
 190100 Division: County Engineer

Current Fiscal Year is 94.5 % Complete

2020 Actual Expenditure	2021 Actual Expenditure	2022 Adopted Budget	2022 Amended Budget	2022 FY-T-D Expenditure	2022 Expenditure Percent	Object	Description	2023 Base Budget	2023 Requested Budget	2023 Tentative Budget
0	0	0	0	0	****		Subtotals:	0	0	0
						56	Other Expenses			
0	0	0	0	0	****		Subtotals:	0	0	0
						57	Capital Outlay			
0	0	0	0	0	****	5743000	Vehicles	0	42,000	0
0	0	0	0	0	****		Subtotals:	0	42,000	0
						59	Other Financing Uses			
0	0	0	0	0	****		Subtotals:	0	0	0
605,784	625,936	709,427	709,427	571,635	81 %		Fund Cost Center Totals:	643,480	800,386	790,451

Galveston County, Texas

Department Budget History and Budget (Expenditures) with FY-T-D Actuals

1101 Fund: General Fund
2111 Department: Sheriff's Dept
211101 Division: Administration Sheriff

Current Fiscal Year is 94.5 % Complete

2020 Actual Expenditure	2021 Actual Expenditure	2022 Adopted Budget	2022 Amended Budget	2022 FY-T-D Expenditure	2022 Expenditure Percent	Object	Description	2023 Base Budget	2023 Requested Budget	2023 Tentative Budget
						51	Personnel & Benefits			
980,033	1,094,116	1,101,120	1,101,120	1,005,163	91 %	5100000	Salaries	1,090,984	1,090,984	1,138,782
12,491	14,340	12,600	12,600	12,380	98 %	5111004	Certificatn Pay	13,200	13,200	13,200
18,880	17,744	23,822	23,822	16,710	70 %	5115000	Longevity	6,448	30,270	30,270
2	19	10	10	33	339 %	5116010	Sft Diff	0	0	0
6,032	2,502	2,000	9,000	2,947	33 %	5130000	Overtime	0	10,000	10,000
82,095	93,469	107,712	107,712	99,057	92 %	5151000	Cnty Hlth Insur	107,726	107,726	156,474
10,957	13,417	16,439	16,551	13,159	80 %	5152102	Medicare FICA	13,843	13,843	19,226
123,784	140,134	145,842	146,857	133,551	91 %	5153000	Pension - TCDRS	143,661	143,661	175,835
88,125	97,566	97,966	98,596	85,121	86 %	5154000	Alternate Plan	86,653	95,463	125,435
2,044	1,893	1,383	1,383	1,267	92 %	5155000	UnemplCompens	3,444	1,341	2,130
1,324,446	1,475,202	1,508,894	1,517,651	1,369,393	90 %	Subtotals:		1,465,959	1,506,488	1,671,352
						53	Supplies			
7,525	11,456	11,000	11,000	11,275	103 %	5310000	Admin Supplies	11,000	15,000	15,000
0	2,043	5,000	5,000	3,043	61 %	5310001	ExtraordinarySpl	0	8,250	8,250
206,707	282,174	250,000	250,000	198,739	79 %	5312101	Uniforms	250,000	275,000	275,000
178,875	64,093	250,106	331,169	223,200	67 %	5361001	VHMake Ready	250,106	275,000	275,000
393,108	359,769	516,106	597,169	436,259	73 %	Subtotals:		511,106	573,250	573,250
						54	Other Services and Charges			
0	0	500	500	0	0 %	5423000	M&R Equip	500	500	500
23,809	20,533	25,000	25,000	14,234	57 %	5423104	R&M Boat	25,000	25,000	25,000
413,243	377,491	375,000	553,523	495,439	90 %	5423110	Vehicle Maintena	375,000	410,000	410,000
9,639	35,434	42,000	42,000	36,665	87 %	5426500	Vehicle Rental	0	44,100	44,100
110,037	105,200	174,944	174,944	87,814	50 %	5481000	Other ContractSv	0	188,750	188,750
-401	9,963	8,000	8,000	5,772	72 %	5496100	Travel and Confe	8,000	10,000	10,000
0	0	1,000	1,000	0	0 %	5496301	Business Mileage	1,000	1,000	1,000
1,161	1,035	2,050	2,050	50	2 %	5498000	Memb&Dues	2,050	2,200	2,200
1,366	1,201	2,500	2,500	1,330	53 %	5499231	In-House Meeting	2,500	2,500	2,500

Galveston County, Texas

Department Budget History and Budget (Expenditures) with FY-T-D Actuals

1101 Fund: General Fund
 2111 Department: Sheriff's Dept
 211101 Division: Administration Sheriff

Current Fiscal Year is 94.5 % Complete

2020 Actual Expenditure	2021 Actual Expenditure	2022 Adopted Budget	2022 Amended Budget	2022 FY-T-D Expenditure	2022 Expenditure Percent	Object	Description	2023 Base Budget	2023 Requested Budget	2023 Tentative Budget
558,855	550,859	630,994	809,517	641,306	79 %		Subtotals:	414,050	684,050	684,050
						56	Other Expenses			
0	0	0	0	0	****		Subtotals:	0	0	0
						57	Capital Outlay			
0	0	0	264,085	264,085	100 %	5741000	Equipment	0	0	0
628,232	319,790	0	1,446,650	1,173,249	81 %	5743000	Vehicles	0	735,500	0
628,232	319,790	0	1,710,735	1,437,334	84 %		Subtotals:	0	735,500	0
2,904,643	2,705,620	2,655,994	4,635,072	3,884,293	84 %		Fund Cost Center Totals:	2,391,115	3,499,288	2,928,652

Galveston County, Texas

Department Budget History and Budget (Expenditures) with FY-T-D Actuals

1101 Fund: General Fund
2111 Department: Sheriff's Dept
211121 Division: Criminal Investigation

Current Fiscal Year is 94.5 % Complete

2020 Actual Expenditure	2021 Actual Expenditure	2022 Adopted Budget	2022 Amended Budget	2022 FY-T-D Expenditure	2022 Expenditure Percent	Object	Description	2023 Base Budget	2023 Requested Budget	2023 Tentative Budget
						51	Personnel & Benefits			
1,206,260	1,220,393	1,316,163	1,316,163	1,125,503	86 %	5100000	Salaries	1,247,954	1,244,330	1,294,103
22,200	21,508	22,200	22,200	19,765	89 %	5111004	Certificatn Pay	22,200	20,400	20,400
28,935	29,638	38,044	38,044	27,645	73 %	5115000	Longevity	8,044	45,688	45,688
1,654	1,850	1,700	1,700	2,003	118 %	5116010	Sft Diff	0	0	0
81,917	106,047	90,000	170,000	123,532	73 %	5130000	Overtime	0	300,000	300,000
115,740	118,183	146,880	146,880	125,320	85 %	5151000	Cnty Hlth Insur	138,737	138,737	171,738
19,781	20,072	21,213	22,373	19,000	85 %	5152102	Medicare FICA	18,459	18,382	20,368
162,612	168,391	187,075	197,483	163,508	83 %	5153000	Pension - TCDRS	164,403	163,696	165,549
115,778	117,240	125,668	131,946	104,406	79 %	5154000	Alternate Plan	96,389	107,845	118,905
311	313	522	522	489	94 %	5154111	Alt Pln-Nonp Emp	122	124	128
3,149	2,729	2,057	2,169	1,883	87 %	5155000	UnemplCompens	4,592	1,782	2,264
1,758,342	1,806,369	1,951,522	2,049,480	1,713,058	84 %	Subtotals:		1,700,900	2,040,984	2,139,143
						53	Supplies			
6,015	4,039	8,000	8,000	6,853	86 %	5310000	Admin Supplies	8,000	11,500	11,500
5,500	2,187	2,800	2,800	1,941	69 %	5310001	ExtraordinarySpl	0	23,250	23,250
11,515	6,227	10,800	10,800	8,794	81 %	Subtotals:		8,000	34,750	34,750
						54	Other Services and Charges			
0	0	500	500	0	0 %	5423000	M&R Equip	500	500	500
35,176	20,617	44,133	44,133	43,625	99 %	5481000	Other ContractSv	0	49,291	49,291
17,354	11,394	11,500	11,500	8,407	73 %	5496100	Travel and Confe	11,500	11,500	11,500
76	173	200	200	268	134 %	5498000	Memb&Dues	200	940	940
52,608	32,185	56,333	56,333	52,302	93 %	Subtotals:		12,200	62,231	62,231
						56	Other Expenses			
23,155	22,387	25,000	25,000	14,010	56 %	5600500	Petty Cash	25,000	30,000	30,000

Galveston County, Texas

Department Budget History and Budget (Expenditures) with FY-T-D Actuals

1101 Fund: General Fund
 2111 Department: Sheriff's Dept
 211121 Division: Criminal Investigation

Current Fiscal Year is 94.5 % Complete

2020 Actual Expenditure	2021 Actual Expenditure	2022 Adopted Budget	2022 Amended Budget	2022 FY-T-D Expenditure	2022 Expenditure Percent	Object	Description	2023 Base Budget	2023 Requested Budget	2023 Tentative Budget
23,155	22,387	25,000	25,000	14,010	56 %		Subtotals:	25,000	30,000	30,000
0	0	25,160	25,160	25,160	100 %	57	Capital Outlay Equipment	0	0	0
0	0	25,160	25,160	25,160	100 %		Subtotals:	0	0	0
1,845,621	1,867,169	2,068,815	2,166,773	1,813,325	84 %		Fund Cost Center Totals:	1,746,100	2,167,965	2,266,124

Galveston County, Texas

Department Budget History and Budget (Expenditures) with FY-T-D Actuals

1101 Fund: General Fund
2111 Department: Sheriff's Dept
211131 Division: Identification Division

Current Fiscal Year is 94.5 % Complete

2020 Actual Expenditure	2021 Actual Expenditure	2022 Adopted Budget	2022 Amended Budget	2022 FY-T-D Expenditure	2022 Expenditure Percent	Object	Description	2023 Base Budget	2023 Requested Budget	2023 Tentative Budget
						51	Personnel & Benefits			
523,673	560,960	580,144	617,763	553,816	90 %	5100000	Salaries	577,085	613,343	644,198
8,750	9,868	9,600	9,600	9,810	102 %	5111004	Certificatn Pay	10,800	10,800	10,800
8,480	9,385	9,782	9,782	8,828	90 %	5115000	Longevity	182	10,458	10,458
998	1,120	1,000	1,000	959	96 %	5116010	Sft Diff	0	1,000	1,000
21,815	22,873	22,000	22,000	27,839	127 %	5130000	Overtime	0	22,000	22,000
68,142	70,924	81,600	81,600	79,404	97 %	5151000	Cnty Hlth Insur	81,610	89,771	104,951
8,432	8,802	9,030	9,575	8,767	92 %	5152102	Medicare FICA	8,530	9,056	9,501
70,494	75,020	79,892	84,408	76,460	91 %	5153000	Pension - TCDRS	76,277	80,995	77,551
50,186	52,242	53,666	56,918	48,748	86 %	5154000	Alternate Plan	43,162	53,243	55,881
0	0	23	23	109	477 %	5154111	Alt Pln-Nonp Emp	23	23	24
1,356	1,170	879	952	805	85 %	5155000	UnemplCompens	2,123	880	1,054
762,330	812,368	847,616	893,621	815,549	91 %	Subtotals:		799,792	891,569	937,418
						53	Supplies			
7,275	5,949	11,500	11,500	11,672	102 %	5310000	Admin Supplies	11,500	12,000	12,000
0	0	0	0	0	****	5310001	ExtraordinarySpl	0	1,500	1,500
7,275	5,949	11,500	11,500	11,672	102 %	Subtotals:		11,500	13,500	13,500
						54	Other Services and Charges			
1,546	0	0	0	0	****	5412098	Medical Examinat	0	0	0
362	230	1,760	1,760	0	0 %	5419301	Software Licensi	0	3,260	3,260
332	517	900	900	0	0 %	5423000	M&R Equip	900	900	900
7,036	5,042	7,000	7,000	6,328	90 %	5496100	Travel and Confe	7,000	7,000	7,000
535	505	480	480	400	83 %	5498000	Memb&Dues	480	720	720
9,812	6,295	10,140	10,140	6,728	66 %	Subtotals:		8,380	11,880	11,880
						56	Other Expenses			

Galveston County, Texas

Department Budget History and Budget (Expenditures) with FY-T-D Actuals

1101 Fund: General Fund
 2111 Department: Sheriff's Dept
 211131 Division: Identification Division

Current Fiscal Year is 94.5 % Complete

2020 Actual Expenditure	2021 Actual Expenditure	2022 Adopted Budget	2022 Amended Budget	2022 FY-T-D Expenditure	2022 Expenditure Percent	Object	Description	2023 Base Budget	2023 Requested Budget	2023 Tentative Budget
0	0	0	0	0	****		Subtotals:	0	0	0
0	0	0	0	0	****	57 5741000	Capital Outlay Equipment	0	11,073	11,073
0	0	0	0	0	****		Subtotals:	0	11,073	11,073
779,418	824,613	869,256	915,261	833,951	91 %		Fund Cost Center Totals:	819,672	928,022	973,871

Galveston County, Texas

Department Budget History and Budget (Expenditures) with FY-T-D Actuals

1101 Fund: General Fund
 2111 Department: Sheriff's Dept
 211132 Division: M.H.M.R. - Sheriff

Current Fiscal Year is 94.5 % Complete

2020 Actual Expenditure	2021 Actual Expenditure	2022 Adopted Budget	2022 Amended Budget	2022 FY-T-D Expenditure	2022 Expenditure Percent	Object	Description	2023 Base Budget	2023 Requested Budget	2023 Tentative Budget
						51	Personnel & Benefits			
346,910	380,978	418,777	418,777	386,404	92 %	5100000	Salaries	418,566	423,667	450,680
6,250	6,005	6,600	6,600	6,145	93 %	5111004	Certificatn Pay	6,600	7,200	7,200
9,280	9,308	9,396	9,396	8,882	95 %	5115000	Longevity	156	9,552	9,552
1,768	2,453	3,000	3,000	3,583	119 %	5116010	Sft Diff	0	3,000	3,000
47,506	43,838	50,000	50,000	43,402	87 %	5130000	Overtime	0	50,000	50,000
40,164	45,842	57,120	57,120	52,507	92 %	5151000	Cnty Hlth Insur	57,127	57,127	76,328
5,738	6,242	7,073	7,073	6,534	92 %	5152102	Medicare FICA	6,167	6,250	7,904
47,902	53,189	62,760	62,760	57,795	92 %	5153000	Pension - TCDRS	55,316	56,058	64,672
34,108	37,033	42,159	42,159	36,817	87 %	5154000	Alternate Plan	33,364	37,251	46,408
1,013	992	688	688	630	92 %	5155000	UnemplCompens	1,533	608	876
540,642	585,883	657,573	657,573	602,704	92 %	Subtotals:		578,829	650,713	716,620
						53	Supplies			
1,856	1,983	2,600	2,600	2,431	94 %	5310000	Admin Supplies	2,600	3,000	3,000
0	383	0	0	0	****	5310001	ExtraordinarySpl	0	10,550	10,550
1,856	2,366	2,600	2,600	2,431	94 %	Subtotals:		2,600	13,550	13,550
						54	Other Services and Charges			
220	1,004	2,000	2,000	337	17 %	5496100	Travel and Confe	2,000	1,600	1,600
801	151	2,000	2,000	246	12 %	5496153	In-State Transp	2,000	2,000	2,000
1,022	1,156	4,000	4,000	583	15 %	Subtotals:		4,000	3,600	3,600
						56	Other Expenses			
0	0	0	0	0	****	Subtotals:		0	0	0
543,521	589,406	664,173	664,173	605,719	91 %	Fund Cost Center Totals:		585,429	667,863	733,770

Galveston County, Texas

Department Budget History and Budget (Expenditures) with FY-T-D Actuals

1101 Fund: General Fund
2111 Department: Sheriff's Dept
211133 Division: Corrections-Sheriff

Current Fiscal Year is 94.5 % Complete

2020 Actual Expenditure	2021 Actual Expenditure	2022 Adopted Budget	2022 Amended Budget	2022 FY-T-D Expenditure	2022 Expenditure Percent	Object	Description	2023 Base Budget	2023 Requested Budget	2023 Tentative Budget
						51	Personnel & Benefits			
12,511,261	12,865,233	13,701,843	13,701,843	11,797,914	86 %	5100000	Salaries	13,358,555	14,114,511	14,845,208
156,667	166,558	161,400	161,400	144,200	89 %	5111004	Certificatn Pay	160,200	157,200	157,200
170,904	181,192	192,344	192,344	164,460	86 %	5115000	Longevity	21,346	213,508	213,508
186,711	194,021	239,300	239,300	169,272	71 %	5116010	Sft Diff	0	239,300	239,300
2,209,560	2,452,785	2,050,000	2,850,000	2,841,260	100 %	5130000	Overtime	0	2,500,000	2,050,000
1,621,474	1,677,225	2,105,280	2,105,280	1,724,652	82 %	5151000	Cnty Hlth Insur	1,950,479	2,081,055	2,423,414
222,787	232,124	236,885	248,485	220,256	89 %	5152102	Medicare FICA	196,107	207,030	222,713
1,859,667	1,981,565	2,101,825	2,205,905	1,945,574	88 %	5153000	Pension - TCDRS	1,758,889	1,856,854	1,822,144
1,324,249	1,380,099	1,411,854	1,474,630	1,242,826	84 %	5154000	Alternate Plan	716,493	1,188,957	1,277,917
407	279	500	500	228	46 %	5154111	Alt Pln-Nonp Emp	0	500	500
35,923	30,919	22,976	24,096	21,061	87 %	5155000	UnemplCompens	48,775	20,088	24,641
20,299,614	21,162,005	22,224,207	23,203,783	20,271,708	87 %	Subtotals:		18,210,844	22,579,003	23,276,545
						53	Supplies			
153,197	172,883	200,000	200,000	75,236	38 %	5310000	Admin Supplies	200,000	220,000	220,000
4,589	5,399	11,320	11,320	10,988	97 %	5310001	ExtraordinarySpl	0	18,520	18,520
157,786	178,283	211,320	211,320	86,225	41 %	Subtotals:		200,000	238,520	238,520
						54	Other Services and Charges			
5,244,278	6,631,624	6,830,572	6,830,572	6,830,572	100 %	5412095	Jail Healthcare	0	6,830,572	6,830,572
8,619	12,946	12,000	12,000	11,760	98 %	5412101	Contract Medical	0	12,000	12,000
5,012	3,710	20,000	296,268	199,466	67 %	5423000	M&R Equip	0	20,000	20,000
191,103	4,249	200,000	200,000	3,923	2 %	5481000	Other ContractSv	0	341,000	200,000
1,116,660	1,233,834	1,303,750	1,303,750	1,182,976	91 %	5481199	Food Svcs Contrc	0	1,303,750	1,303,750
27,992	34,370	36,000	36,000	22,348	62 %	5496100	Travel and Confe	36,000	46,400	46,400
760	240	1,585	1,585	544	34 %	5498000	Memb&Dues	1,585	1,585	1,585
6,594,427	7,920,974	8,403,907	8,680,175	8,251,592	95 %	Subtotals:		37,585	8,555,307	8,414,307
						56	Other Expenses			

Galveston County, Texas

Department Budget History and Budget (Expenditures) with FY-T-D Actuals

1101 Fund: General Fund
 2111 Department: Sheriff's Dept
 211133 Division: Corrections-Sheriff

Current Fiscal Year is 94.5 % Complete

2020 Actual Expenditure	2021 Actual Expenditure	2022 Adopted Budget	2022 Amended Budget	2022 FY-T-D Expenditure	2022 Expenditure Percent	Object	Description	2023 Base Budget	2023 Requested Budget	2023 Tentative Budget
0	0	0	0	0	****		Subtotals:	0	0	0
						57	Capital Outlay			
0	0	0	0	0	****		Subtotals:	0	0	0
27,051,829	29,261,263	30,839,434	32,095,278	28,609,525	89 %		Fund Cost Center Totals:	18,448,429	31,372,830	31,929,372

Galveston County, Texas

Department Budget History and Budget (Expenditures) with FY-T-D Actuals

1101 Fund: General Fund
 2111 Department: Sheriff's Dept
 211142 Division: Bolivar Summer Program

Current Fiscal Year is 94.5 % Complete

2020 Actual Expenditure	2021 Actual Expenditure	2022 Adopted Budget	2022 Amended Budget	2022 FY-T-D Expenditure	2022 Expenditure Percent	Object	Description	2023 Base Budget	2023 Requested Budget	2023 Tentative Budget
						51	Personnel & Benefits			
58,205	63,596	60,000	60,000	64,023	107 %	5100000	Salaries	0	60,000	62,400
6,551	6,868	5,000	5,000	5,189	104 %	5116010	Sft Diff	0	0	6,000
515,801	595,557	450,000	450,000	520,428	116 %	5130000	Overtime	0	450,000	450,000
7,922	9,273	7,468	7,468	8,013	107 %	5152102	Medicare FICA	0	7,468	7,468
61,250	72,283	66,281	66,281	64,012	97 %	5153000	Pension - TCDRS	0	66,281	66,281
43,207	50,153	44,523	44,523	38,821	87 %	5154000	Alternate Plan	0	44,523	44,523
639	813	400	400	826	207 %	5154111	Alt Pln-Nonp Emp	0	400	400
1,301	1,240	721	721	660	92 %	5155000	UnemplCompens	0	721	721
694,879	799,786	634,393	634,393	701,977	111 %		Subtotals:	0	629,393	637,793
						53	Supplies			
0	0	0	0	0	****		Subtotals:	0	0	0
						54	Other Services and Charges			
0	0	5,000	5,000	0	0 %	5423000	M&R Equip	5,000	5,000	5,000
0	0	5,000	5,000	0	0 %		Subtotals:	5,000	5,000	5,000
						56	Other Expenses			
0	0	0	0	0	****		Subtotals:	0	0	0
694,879	799,786	639,393	639,393	701,977	110 %		Fund Cost Center Totals:	5,000	634,393	642,793

Galveston County, Texas

Department Budget History and Budget (Expenditures) with FY-T-D Actuals

1101 Fund: General Fund
2111 Department: Sheriff's Dept
211143 Division: Patrol Division

Current Fiscal Year is 94.5 % Complete

2020 Actual Expenditure	2021 Actual Expenditure	2022 Adopted Budget	2022 Amended Budget	2022 FY-T-D Expenditure	2022 Expenditure Percent	Object	Description	2023 Base Budget	2023 Requested Budget	2023 Tentative Budget
						51	Personnel & Benefits			
2,636,186	2,616,239	2,673,725	2,673,725	2,495,707	93 %	5100000	Salaries	2,755,625	2,777,514	2,956,546
41,445	42,608	42,000	42,000	43,525	104 %	5111004	Certificatn Pay	47,400	46,800	46,800
39,285	39,941	41,164	41,164	37,249	90 %	5115000	Longevity	1,504	42,702	42,702
34,659	35,534	57,500	57,500	33,479	58 %	5116010	Sft Diff	0	57,500	57,500
479,206	500,367	495,000	595,000	591,262	99 %	5130000	Overtime	0	495,000	495,000
307,138	328,423	383,520	383,520	345,659	90 %	5151000	Cnty Hlth Insur	383,567	440,694	534,296
47,001	47,751	47,999	49,711	47,584	96 %	5152102	Medicare FICA	40,603	40,914	46,156
386,861	399,100	417,516	433,029	408,300	94 %	5153000	Pension - TCDRS	357,869	360,641	371,717
275,329	277,999	280,455	290,084	260,686	90 %	5154000	Alternate Plan	168,920	234,119	263,403
776	948	1,381	1,381	1,088	79 %	5154111	Alt Pln-Nonp Emp	743	744	774
7,574	6,286	4,683	4,683	4,292	92 %	5155000	UnemplCompens	10,124	4,005	5,135
4,255,466	4,295,202	4,444,943	4,571,797	4,268,834	93 %	Subtotals:		3,766,355	4,500,633	4,820,029
						53	Supplies			
16,130	16,456	20,300	20,300	15,630	77 %	5310000	Admin Supplies	20,300	25,000	25,000
23,536	25,960	38,300	38,300	18,454	48 %	5310001	ExtraordinarySpl	0	106,500	42,500
289	421	1,000	1,000	25	3 %	5310042	Estry Spl Feed	1,000	1,500	1,500
39,955	42,837	59,600	59,600	34,110	57 %	Subtotals:		21,300	133,000	69,000
						54	Other Services and Charges			
19,340	2,270	2,450	2,450	2,270	93 %	5419301	Software Licensi	0	1,500	1,500
4,928	16,637	11,000	11,000	1,651	15 %	5423000	M&R Equip	11,000	11,000	11,000
5,801	6,513	8,000	8,000	7,497	94 %	5496100	Travel and Confe	8,000	8,000	8,000
0	0	240	240	0	0 %	5498000	Memb&Dues	240	240	240
30,069	25,421	21,690	21,690	11,419	53 %	Subtotals:		19,240	20,740	20,740
						56	Other Expenses			

Galveston County, Texas

Department Budget History and Budget (Expenditures) with FY-T-D Actuals

1101 Fund: General Fund
 2111 Department: Sheriff's Dept
 211143 Division: Patrol Division

Current Fiscal Year is 94.5 % Complete

2020 Actual Expenditure	2021 Actual Expenditure	2022 Adopted Budget	2022 Amended Budget	2022 FY-T-D Expenditure	2022 Expenditure Percent	Object	Description	2023 Base Budget	2023 Requested Budget	2023 Tentative Budget
0	0	0	0	0	****		Subtotals:	0	0	0
0	49,700	0	0	0	****	57 5741000	Capital Outlay Equipment	0	190,500	82,500
0	49,700	0	0	0	****		Subtotals:	0	190,500	82,500
4,325,492	4,413,161	4,526,233	4,653,087	4,314,365	93 %		Fund Cost Center Totals:	3,806,895	4,844,873	4,992,269

Galveston County, Texas

Department Budget History and Budget (Expenditures) with FY-T-D Actuals

1101 Fund: General Fund
2111 Department: Sheriff's Dept
211150 Division: Warrant's - Sheriff's

Current Fiscal Year is 94.5 % Complete

2020 Actual Expenditure	2021 Actual Expenditure	2022 Adopted Budget	2022 Amended Budget	2022 FY-T-D Expenditure	2022 Expenditure Percent	Object	Description	2023 Base Budget	2023 Requested Budget	2023 Tentative Budget
						51	Personnel & Benefits			
1,035,617	1,088,423	1,121,945	1,121,945	1,094,054	98 %	5100000	Salaries	1,203,046	1,204,681	1,269,409
23,100	23,758	25,200	25,200	24,240	96 %	5111004	Certificatn Pay	27,000	27,000	27,000
32,880	30,613	29,910	29,910	28,391	95 %	5115000	Longevity	416	30,326	30,326
489	608	700	700	1,010	144 %	5116010	Sft Diff	0	0	0
106,751	127,330	110,000	187,000	178,785	96 %	5130000	Overtime	0	160,000	160,000
127,668	134,036	155,040	155,040	147,886	95 %	5151000	Cnty Hlth Insur	163,220	171,381	209,902
17,733	18,578	18,680	19,797	19,429	98 %	5152102	Medicare FICA	17,847	17,871	20,194
147,353	157,390	165,064	175,082	171,036	98 %	5153000	Pension - TCDRS	159,613	159,826	164,845
104,892	109,597	110,879	116,922	108,786	93 %	5154000	Alternate Plan	93,598	105,921	119,004
54	69	123	123	61	50 %	5154111	Alt Pln-Nonp Emp	46	46	48
2,936	2,502	1,820	1,928	1,668	87 %	5155000	UnemplCompens	4,441	1,741	2,236
1,599,478	1,692,909	1,739,361	1,833,647	1,775,349	97 %	Subtotals:		1,669,227	1,878,793	2,002,964
						53	Supplies			
5,351	5,712	6,000	6,000	4,770	80 %	5310000	Admin Supplies	6,000	7,500	7,500
9,129	0	3,000	3,000	0	0 %	5310001	ExtraordinarySpl	0	9,900	9,900
14,480	5,712	9,000	9,000	4,770	53 %	Subtotals:		6,000	17,400	17,400
						54	Other Services and Charges			
15	633	500	500	0	0 %	5423000	M&R Equip	500	500	500
2,552	3,670	4,800	4,800	4,225	88 %	5496100	Travel and Confe	4,800	4,806	4,806
56,484	88,608	75,000	152,000	112,384	74 %	5496156	Pris Extrd Trvl	75,000	160,000	100,000
0	0	315	315	0	0 %	5498000	Memb&Dues	315	315	315
59,052	92,911	80,615	157,615	116,609	74 %	Subtotals:		80,615	165,621	105,621
						56	Other Expenses			
0	0	0	0	0	****	Subtotals:		0	0	0

Galveston County, Texas

Department Budget History and Budget (Expenditures) with FY-T-D Actuals

1101 Fund: General Fund
 2111 Department: Sheriff's Dept
 211150 Division: Warrant's - Sheriff's

Current Fiscal Year is 94.5 % Complete

2020 Actual Expenditure	2021 Actual Expenditure	2022 Adopted Budget	2022 Amended Budget	2022 FY-T-D Expenditure	2022 Expenditure Percent	Object	Description	2023 Base Budget	2023 Requested Budget	2023 Tentative Budget
1,673,011	1,791,534	1,828,976	2,000,262	1,896,729	95 %		Fund Cost Center Totals:	1,755,842	2,061,814	2,125,985

Galveston County, Texas

Department Budget History and Budget (Expenditures) with FY-T-D Actuals

1101 Fund: General Fund
2111 Department: Sheriff's Dept
211163 Division: Sheriff Services for ISDS

Current Fiscal Year is 94.5 % Complete

2020 Actual Expenditure	2021 Actual Expenditure	2022 Adopted Budget	2022 Amended Budget	2022 FY-T-D Expenditure	2022 Expenditure Percent	Object	Description	2023 Base Budget	2023 Requested Budget	2023 Tentative Budget
						51	Personnel & Benefits			
4,313,334	4,315,832	4,678,312	4,678,312	4,009,409	86 %	5100000	Salaries	4,385,752	4,391,506	4,657,942
91,084	98,231	102,000	102,000	92,270	90 %	5111004	Certificatn Pay	102,000	102,600	102,600
88,642	100,334	110,056	110,056	92,666	84 %	5115000	Longevity	10,790	120,846	120,846
0	150	6,100	6,100	109	2 %	5116010	Sft Diff	0	6,100	6,100
52,866	48,378	50,000	50,000	74,154	148 %	5130000	Overtime	0	50,000	50,000
491,503	498,656	612,000	612,000	524,083	86 %	5151000	Cnty Hlth Insur	571,270	571,270	706,034
66,812	66,892	71,607	71,607	62,525	87 %	5152102	Medicare FICA	65,107	65,199	74,229
557,898	568,512	635,258	635,258	551,616	87 %	5153000	Pension - TCDRS	583,895	584,721	607,427
397,060	395,902	426,722	426,722	351,746	82 %	5154000	Alternate Plan	322,958	385,534	436,373
53	120	100	100	56	56 %	5154111	Alt Pln-Nonp Emp	0	100	100
11,056	9,314	6,962	6,962	6,381	92 %	5155000	UnemplCompens	16,202	6,342	8,221
6,070,313	6,102,323	6,699,117	6,699,117	5,765,018	86 %		Subtotals:	6,057,974	6,284,218	6,769,872
						53	Supplies			
0	0	0	6,000	4,316	72 %	5310000	Admin Supplies	0	10,000	10,000
0	0	0	6,000	4,316	72 %		Subtotals:	0	10,000	10,000
						54	Other Services and Charges			
0	0	900	900	0	0 %	5492100	Mobile Phone Exp	900	900	900
23,834	28,838	28,000	28,000	27,220	97 %	5496100	Travel and Confe	28,000	28,000	30,400
23,834	28,838	28,900	28,900	27,220	94 %		Subtotals:	28,900	28,900	31,300
						56	Other Expenses			
61	400	500	500	0	0 %	5600500	Petty Cash	500	500	500
61	400	500	500	0	0 %		Subtotals:	500	500	500
6,094,208	6,131,562	6,728,517	6,734,517	5,796,555	86 %		Fund Cost Center Totals:	6,087,374	6,323,618	6,811,672

Galveston County, Texas

Department Budget History and Budget (Expenditures) with FY-T-D Actuals

1101 Fund: General Fund
2111 Department: Sheriff's Dept
211171 Division: Communications-Sheriff

Current Fiscal Year is 94.5 % Complete

2020 Actual Expenditure	2021 Actual Expenditure	2022 Adopted Budget	2022 Amended Budget	2022 FY-T-D Expenditure	2022 Expenditure Percent	Object	Description	2023 Base Budget	2023 Requested Budget	2023 Tentative Budget
						51	Personnel & Benefits			
704,332	860,429	943,638	1,088,670	837,354	77 %	5100000	Salaries	911,464	949,363	1,011,471
12,950	15,196	15,600	15,600	12,503	80 %	5111004	Certificatn Pay	12,600	11,400	11,400
12,220	14,764	19,132	19,132	10,545	55 %	5115000	Longevity	3,172	19,756	19,756
9,525	11,739	16,200	16,200	13,918	86 %	5116010	Sft Diff	0	16,200	16,200
213,822	260,859	200,000	395,000	301,877	76 %	5130000	Overtime	0	260,000	260,000
80,484	101,026	130,560	130,560	121,056	93 %	5151000	Cnty Hlth Insur	138,737	130,576	162,197
14,027	17,179	17,283	22,327	17,133	77 %	5152102	Medicare FICA	13,404	13,936	16,103
117,525	146,637	153,340	197,239	150,527	76 %	5153000	Pension - TCDRS	120,229	125,003	131,741
83,655	102,192	103,002	131,709	96,073	73 %	5154000	Alternate Plan	36,039	79,067	90,989
2,251	2,257	1,679	2,127	1,539	72 %	5155000	UnemplCompens	3,335	1,353	1,782
1,250,794	1,532,282	1,600,434	2,018,564	1,562,527	77 %	Subtotals:		1,238,980	1,606,654	1,721,639
						53	Supplies			
1,997	1,774	2,000	2,000	1,989	99 %	5310000	Admin Supplies	2,000	3,000	3,000
2,998	2,901	3,000	3,000	3,000	100 %	5310001	ExtraordinarySpl	0	3,000	3,000
0	0	0	1,600	0	0 %	5312101	Uniforms	0	0	0
4,996	4,675	5,000	6,600	4,989	76 %	Subtotals:		2,000	6,000	6,000
						54	Other Services and Charges			
0	0	0	143,640	0	0 %	5419301	Software Licensi	0	0	0
5,747	5,745	15,000	15,000	13,299	89 %	5423000	M&R Equip	15,000	15,000	15,000
106,986	106,595	107,000	107,000	102,546	96 %	5433010	Radio Expenditur	107,000	107,000	107,000
19,529	13,855	16,200	16,200	14,824	92 %	5481000	Other ContractSv	0	64,795	99,499
4,689	5,062	5,000	5,000	4,897	98 %	5496100	Travel and Confe	5,000	7,000	7,000
165	321	401	401	346	86 %	5498000	Memb&Dues	401	401	401
137,117	131,578	143,601	287,241	135,913	47 %	Subtotals:		127,401	194,196	228,900

56 Other Expenses

Galveston County, Texas

Department Budget History and Budget (Expenditures) with FY-T-D Actuals

1101 Fund: General Fund
 2111 Department: Sheriff's Dept
 211171 Division: Communications-Sheriff

Current Fiscal Year is 94.5 % Complete

2020 Actual Expenditure	2021 Actual Expenditure	2022 Adopted Budget	2022 Amended Budget	2022 FY-T-D Expenditure	2022 Expenditure Percent	Object	Description	2023 Base Budget	2023 Requested Budget	2023 Tentative Budget
0	0	0	0	0	****		Subtotals:	0	0	0
0	0	0	0	0	****	57 5741000	Capital Outlay Equipment	0	39,503	39,503
0	0	0	0	0	****		Subtotals:	0	39,503	39,503
1,392,907	1,668,536	1,749,035	2,312,405	1,703,430	74 %		Fund Cost Center Totals:	1,368,381	1,846,353	1,996,042

Galveston County, Texas

Department Budget History and Budget (Expenditures) with FY-T-D Actuals

1101 Fund: General Fund
 2111 Department: Sheriff's Dept
 211186 Division: Commissary Operations

Current Fiscal Year is 94.5 % Complete

2020 Actual Expenditure	2021 Actual Expenditure	2022 Adopted Budget	2022 Amended Budget	2022 FY-T-D Expenditure	2022 Expenditure Percent	Object	Description	2023 Base Budget	2023 Requested Budget	2023 Tentative Budget
						51	Personnel & Benefits			
77,221	85,984	92,416	92,416	65,883	71 %	5100000	Salaries	46,686	46,686	92,694
670	0	0	0	40	****	5130000	Overtime	0	0	0
11,241	14,301	16,320	16,320	11,863	73 %	5151000	Cnty Hlth Insur	8,161	8,161	19,082
1,142	1,260	1,341	1,341	965	72 %	5152102	Medicare FICA	677	677	1,346
9,510	10,681	11,895	11,895	8,460	71 %	5153000	Pension - TCDRS	6,074	6,074	11,004
6,745	7,433	7,991	7,991	5,484	69 %	5154000	Alternate Plan	3,664	4,037	7,662
212	176	130	130	119	92 %	5155000	UnemplCompens	169	66	149
106,744	119,837	130,093	130,093	92,816	71 %		Subtotals:	65,431	65,701	131,937
106,744	119,837	130,093	130,093	92,816	71 %		Fund Cost Center Totals:	65,431	65,701	131,937

Galveston County, Texas

Department Budget History and Budget (Expenditures) with FY-T-D Actuals

1101 Fund: General Fund
2111 Department: Sheriff's Dept
211189 Division: Bailiffs

Current Fiscal Year is 94.5 % Complete

2020 Actual Expenditure	2021 Actual Expenditure	2022 Adopted Budget	2022 Amended Budget	2022 FY-T-D Expenditure	2022 Expenditure Percent	Object	Description	2023 Base Budget	2023 Requested Budget	2023 Tentative Budget
						51	Personnel & Benefits			
1,683,895	1,690,685	1,787,843	1,787,843	1,657,342	93 %	5100000	Salaries	1,808,857	1,692,152	1,857,013
36,600	36,465	36,600	36,600	34,985	96 %	5111004	Certificatn Pay	38,400	36,000	36,000
42,710	42,274	43,828	43,828	39,766	91 %	5115000	Longevity	3,068	5,070	5,070
4,147	5,136	13,000	13,000	6,417	49 %	5116010	Sft Diff	0	13,000	13,000
116,879	114,805	130,000	130,000	94,351	73 %	5130000	Overtime	0	130,000	130,000
196,579	205,019	244,800	244,800	225,407	92 %	5151000	Cnty Hlth Insur	244,830	228,508	286,230
27,700	27,566	29,167	29,167	26,997	93 %	5152102	Medicare FICA	26,801	25,073	28,847
230,413	233,475	258,739	258,739	235,555	91 %	5153000	Pension - TCDRS	240,344	224,848	236,071
164,001	162,634	173,802	173,802	150,363	87 %	5154000	Alternate Plan	136,119	148,511	169,743
11	0	20	20	137	686 %	5154111	Alt Pln-Nonp Emp	0	20	20
4,648	3,756	2,834	2,834	2,597	92 %	5155000	UnemplCompens	6,670	2,437	3,194
2,507,587	2,521,818	2,720,633	2,720,633	2,473,922	91 %		Subtotals:	2,505,089	2,505,619	2,765,188
						53	Supplies			
592	2,086	3,000	3,000	759	25 %	5310000	Admin Supplies	3,000	3,000	3,000
592	2,086	3,000	3,000	759	25 %		Subtotals:	3,000	3,000	3,000
						54	Other Services and Charges			
0	0	575	575	0	0 %	5498000	Memb&Dues	575	150	150
0	0	575	575	0	0 %		Subtotals:	575	150	150
						56	Other Expenses			
0	0	0	0	0	****		Subtotals:	0	0	0
2,508,179	2,523,905	2,724,208	2,724,208	2,474,682	91 %		Fund Cost Center Totals:	2,508,664	2,508,769	2,768,338

Galveston County, Texas

Department Budget History and Budget (Expenditures) with FY-T-D Actuals

1101 Fund: General Fund
2233 Department: Constable Pct #3
223300 Division: Constable Pct #3

Current Fiscal Year is 94.5 % Complete

2020 Actual Expenditure	2021 Actual Expenditure	2022 Adopted Budget	2022 Amended Budget	2022 FY-T-D Expenditure	2022 Expenditure Percent	Object	Description	2023 Base Budget	2023 Requested Budget	2023 Tentative Budget
						51	Personnel & Benefits			
601,463	623,354	638,252	643,898	594,641	92 %	5100000	Salaries	647,811	647,811	682,263
12,000	12,120	14,400	14,400	13,080	91 %	5111003	Auto Allowances	14,400	14,400	14,400
8,400	8,940	9,600	9,600	9,810	102 %	5111004	Certificatn Pay	10,800	10,800	10,800
10,260	11,482	14,682	14,682	11,298	77 %	5115000	Longevity	3,042	17,724	17,724
67,027	71,245	81,600	81,600	75,010	92 %	5151000	Cnty Hlth Insur	81,610	81,610	95,410
9,233	9,594	9,778	9,778	9,201	94 %	5152102	Medicare FICA	9,765	9,765	10,264
75,565	79,923	86,733	86,733	79,272	91 %	5153000	Pension - TCDRS	87,563	87,563	83,982
53,751	55,654	58,264	58,264	50,553	87 %	5154000	Alternate Plan	52,815	58,187	61,165
1,292	1,083	818	818	749	92 %	5155000	UnemplCompens	2,094	816	985
838,993	873,397	914,127	919,773	843,617	92 %	Subtotals:		909,900	928,676	976,993
						53	Supplies			
436	1,021	4,000	4,000	1,582	40 %	5310000	Admin Supplies	4,000	4,000	4,000
0	0	3,000	3,000	3,807	127 %	5310001	ExtraordinarySpl	0	0	0
9,166	1,513	6,000	6,000	4,108	68 %	5312101	Uniforms	6,000	6,000	6,000
0	0	205	205	0	0 %	5361001	VHMake Ready	205	205	205
9,602	2,534	13,205	13,205	9,498	72 %	Subtotals:		10,205	10,205	10,205
						54	Other Services and Charges			
5,313	2,509	5,600	5,600	2,984	53 %	5496100	Travel and Confe	5,600	7,500	7,500
0	0	120	120	0	0 %	5498000	Memb&Dues	120	172	172
5,313	2,509	5,720	5,720	2,984	52 %	Subtotals:		5,720	7,672	7,672
						56	Other Expenses			
0	0	0	0	0	****	Subtotals:		0	0	0
						57	Capital Outlay			
79,550	0	0	132,435	90,450	68 %	5743000	Vehicles	0	0	0

Galveston County, Texas

Department Budget History and Budget (Expenditures) with FY-T-D Actuals

1101 Fund: General Fund
 2233 Department: Constable Pct #3
 223300 Division: Constable Pct #3

Current Fiscal Year is 94.5 % Complete

2020 Actual Expenditure	2021 Actual Expenditure	2022 Adopted Budget	2022 Amended Budget	2022 FY-T-D Expenditure	2022 Expenditure Percent	Object	Description	2023 Base Budget	2023 Requested Budget	2023 Tentative Budget
79,550	0	0	132,435	90,450	68 %		Subtotals:	0	0	0
933,459	878,441	933,052	1,071,133	946,550	88 %		Fund Cost Center Totals:	925,825	946,553	994,870

Galveston County, Texas

Department Budget History and Budget (Expenditures) with FY-T-D Actuals

1101 Fund: General Fund
2234 Department: Constable Pct #2
223400 Division: Constable Pct #2

Current Fiscal Year is 94.5 % Complete

2020 Actual Expenditure	2021 Actual Expenditure	2022 Adopted Budget	2022 Amended Budget	2022 FY-T-D Expenditure	2022 Expenditure Percent	Object	Description	2023 Base Budget	2023 Requested Budget	2023 Tentative Budget
						51	Personnel & Benefits			
497,130	512,992	517,156	517,156	515,471	100 %	5100000	Salaries	518,259	727,676	766,502
12,000	12,120	14,400	14,400	13,080	91 %	5111003	Auto Allowances	14,400	14,400	14,400
10,200	10,172	10,200	10,200	9,265	91 %	5111004	Certificatn Pay	10,200	10,200	10,200
3,570	4,309	4,716	4,716	4,293	91 %	5115000	Longevity	156	4,872	4,872
0	0	0	0	42,837	****	5130000	Overtime	0	0	0
54,465	56,519	65,280	65,280	59,319	91 %	5151000	Cnty Hlth Insur	65,288	65,288	76,328
7,655	7,899	7,926	7,926	8,591	108 %	5152102	Medicare FICA	7,875	10,914	11,478
62,226	64,977	70,315	70,315	66,861	95 %	5153000	Pension - TCDRS	70,630	70,630	67,890
44,293	45,828	47,234	47,234	42,507	90 %	5154000	Alternate Plan	37,667	46,432	48,909
0	55	0	0	759	****	5154111	Alt Pln-Nonp Emp	0	2,874	3,008
1,016	860	640	640	586	92 %	5155000	UnemplCompens	1,626	930	1,118
692,557	715,736	737,867	737,867	763,573	103 %	Subtotals:		726,101	954,216	1,004,705
						53	Supplies			
1,176	0	1,500	1,500	702	47 %	5310000	Admin Supplies	1,500	1,500	1,500
0	0	4,611	8,622	4,011	47 %	5310001	ExtraordinarySpl	0	1,500	1,500
27	2,050	2,500	2,500	4,583	183 %	5312101	Uniforms	2,500	2,500	2,500
0	0	0	24,184	4,200	17 %	5361001	VHMake Ready	0	0	0
1,204	2,050	8,611	36,806	13,496	37 %	Subtotals:		4,000	5,500	5,500
						54	Other Services and Charges			
355	2,504	3,000	3,000	946	32 %	5496100	Travel and Confe	3,000	5,900	5,900
355	2,504	3,000	3,000	946	32 %	Subtotals:		3,000	5,900	5,900
						56	Other Expenses			
0	0	0	0	0	****	Subtotals:		0	0	0
						57	Capital Outlay			

Galveston County, Texas

Department Budget History and Budget (Expenditures) with FY-T-D Actuals

1101 Fund: General Fund
 2234 Department: Constable Pct #2
 223400 Division: Constable Pct #2

Current Fiscal Year is 94.5 % Complete

2020 Actual Expenditure	2021 Actual Expenditure	2022 Adopted Budget	2022 Amended Budget	2022 FY-T-D Expenditure	2022 Expenditure Percent	Object	Description	2023 Base Budget	2023 Requested Budget	2023 Tentative Budget
0	0	0	174,420	132,435	76 %	5743000	Vehicles	0	0	0
0	0	0	174,420	132,435	76 %	Subtotals:		0	0	0
694,116	720,290	749,478	952,094	910,452	96 %	Fund Cost Center Totals:		733,101	965,616	1,016,105

Galveston County, Texas

Department Budget History and Budget (Expenditures) with FY-T-D Actuals

1101 Fund: General Fund
2237 Department: Constable Pct #1
223700 Division: Constable Pct #1

Current Fiscal Year is 94.5 % Complete

2020 Actual Expenditure	2021 Actual Expenditure	2022 Adopted Budget	2022 Amended Budget	2022 FY-T-D Expenditure	2022 Expenditure Percent	Object	Description	2023 Base Budget	2023 Requested Budget	2023 Tentative Budget
						51	Personnel & Benefits			
447,936	462,758	464,455	464,455	426,285	92 %	5100000	Salaries	464,059	464,059	488,368
12,000	12,120	14,400	14,400	13,080	91 %	5111003	Auto Allowances	14,400	14,400	14,400
9,450	9,075	9,000	9,000	8,175	91 %	5111004	Certificatn Pay	9,000	9,000	9,000
3,230	3,683	3,996	3,996	3,967	99 %	5115000	Longevity	156	156	156
46,092	49,763	57,120	57,120	52,507	92 %	5151000	Cnty Hlth Insur	57,127	57,127	66,787
6,967	7,211	7,133	7,133	6,681	94 %	5152102	Medicare FICA	7,072	7,072	7,424
56,068	59,023	63,284	63,284	56,443	89 %	5153000	Pension - TCDRS	63,422	63,422	60,752
40,030	41,108	42,510	42,510	35,997	85 %	5154000	Alternate Plan	29,583	41,262	43,311
943	758	563	563	516	92 %	5155000	UnemplCompens	1,426	556	669
622,718	645,500	662,461	662,461	603,653	91 %		Subtotals:	646,245	657,054	690,867
						53	Supplies			
992	1,908	2,200	2,200	520	24 %	5310000	Admin Supplies	2,200	2,200	2,200
0	0	7,280	7,280	6,314	87 %	5310001	ExtraordinarySpl	0	0	0
9,116	2,038	3,000	3,000	1,937	65 %	5312101	Uniforms	3,000	3,000	3,000
10,109	3,947	12,480	12,480	8,772	70 %		Subtotals:	5,200	5,200	5,200
						54	Other Services and Charges			
1,642	943	1,440	1,440	205	14 %	5496100	Travel and Confe	1,440	1,440	1,440
1,642	943	1,440	1,440	205	14 %		Subtotals:	1,440	1,440	1,440
						56	Other Expenses			
0	0	0	0	0	****		Subtotals:	0	0	0
						57	Capital Outlay			
120,750	0	0	45,475	45,475	100 %	5743000	Vehicles	0	100,000	0
120,750	0	0	45,475	45,475	100 %		Subtotals:	0	100,000	0

Galveston County, Texas

Department Budget History and Budget (Expenditures) with FY-T-D Actuals

1101 Fund: General Fund
 2237 Department: Constable Pct #1
 223700 Division: Constable Pct #1

Current Fiscal Year is 94.5 % Complete

2020 Actual Expenditure	2021 Actual Expenditure	2022 Adopted Budget	2022 Amended Budget	2022 FY-T-D Expenditure	2022 Expenditure Percent	Object	Description	2023 Base Budget	2023 Requested Budget	2023 Tentative Budget
755,219	650,391	676,381	721,856	658,106	91 %		Fund Cost Center Totals:	652,885	763,694	697,507

Galveston County, Texas

Department Budget History and Budget (Expenditures) with FY-T-D Actuals

1101 Fund: General Fund
2238 Department: Constable Pct #4
223800 Division: Constable Pct #4

Current Fiscal Year is 94.5 % Complete

2020 Actual Expenditure	2021 Actual Expenditure	2022 Adopted Budget	2022 Amended Budget	2022 FY-T-D Expenditure	2022 Expenditure Percent	Object	Description	2023 Base Budget	2023 Requested Budget	2023 Tentative Budget
						51	Personnel & Benefits			
529,083	416,382	427,067	427,314	432,033	101 %	5100000	Salaries	416,269	509,630	600,683
12,000	12,120	14,400	14,400	13,080	91 %	5111003	Auto Allowances	14,400	14,400	14,400
10,800	7,815	7,800	7,800	7,535	97 %	5111004	Certificatn Pay	9,000	9,000	9,000
9,970	5,286	4,398	4,398	2,924	66 %	5115000	Longevity	130	4,528	4,528
0	0	18,500	18,500	23,860	129 %	5130000	Overtime	0	35,000	35,000
47,657	37,729	48,960	48,960	42,809	87 %	5151000	Cnty Hlth Insur	40,805	57,127	85,869
8,317	6,488	6,848	6,852	7,050	103 %	5152102	Medicare FICA	6,378	7,273	8,577
66,773	52,460	60,540	60,570	53,115	88 %	5153000	Pension - TCDRS	57,204	61,253	66,289
47,527	36,525	40,666	40,686	33,788	83 %	5154000	Alternate Plan	6,050	37,562	44,463
22	90	24	24	776	3234 %	5154111	Alt Pln-Nonp Emp	0	420	449
1,113	784	536	537	491	92 %	5155000	UnemplCompens	1,254	576	797
733,263	575,681	629,739	630,041	617,464	98 %	Subtotals:		551,490	736,769	870,055
						53	Supplies			
1,398	1,409	3,713	3,663	3,175	87 %	5310000	Admin Supplies	3,713	3,415	3,415
0	1,026	8,400	8,450	5,827	69 %	5310001	ExtraordinarySpl	0	16,448	16,448
1,395	9,679	4,414	4,414	1,650	37 %	5312101	Uniforms	4,414	8,134	8,134
0	0	550	55,087	11,799	21 %	5361001	VHMake Ready	550	550	550
2,793	12,115	17,077	71,614	22,452	31 %	Subtotals:		8,677	28,547	28,547
						54	Other Services and Charges			
0	0	0	0	0	****	5495095	Training & Suppl	0	1,857	1,857
1,065	1,974	2,000	2,000	1,767	88 %	5496100	Travel and Confe	2,000	7,205	7,205
270	175	300	300	245	82 %	5498000	Memb&Dues	300	2,162	2,162
1,335	2,149	2,300	2,300	2,012	88 %	Subtotals:		2,300	11,224	11,224
						56	Other Expenses			

Galveston County, Texas

Department Budget History and Budget (Expenditures) with FY-T-D Actuals

1101 Fund: General Fund
 2238 Department: Constable Pct #4
 223800 Division: Constable Pct #4

Current Fiscal Year is 94.5 % Complete

2020 Actual Expenditure	2021 Actual Expenditure	2022 Adopted Budget	2022 Amended Budget	2022 FY-T-D Expenditure	2022 Expenditure Percent	Object	Description	2023 Base Budget	2023 Requested Budget	2023 Tentative Budget
0	0	0	0	0	****		Subtotals:	0	0	0
						57	Capital Outlay			
79,550	0	0	158,712	158,312	100 %	5743000	Vehicles	0	100,000	0
79,550	0	0	158,712	158,312	100 %		Subtotals:	0	100,000	0
816,942	589,946	649,116	862,667	800,242	93 %		Fund Cost Center Totals:	562,467	876,540	909,826

Galveston County, Texas

Department Budget History and Budget (Expenditures) with FY-T-D Actuals

1101 Fund: General Fund
2910 Department: Emergency Management
291010 Division: Emergency Management

Current Fiscal Year is 94.5 % Complete

2020 Actual Expenditure	2021 Actual Expenditure	2022 Adopted Budget	2022 Amended Budget	2022 FY-T-D Expenditure	2022 Expenditure Percent	Object	Description	2023 Base Budget	2023 Requested Budget	2023 Tentative Budget
						51	Personnel & Benefits			
198,497	330,077	339,790	339,790	282,506	83 %	5100000	Salaries	334,990	265,509	401,505
707	5,582	1,000	1,000	0	0 %	5130000	Overtime	0	1,000	1,000
32,108	35,462	40,800	40,800	34,187	84 %	5151000	Cnty Hlth Insur	24,483	32,644	57,246
2,905	4,892	4,945	4,945	4,117	83 %	5152102	Medicare FICA	4,860	3,852	5,825
24,206	41,671	43,863	43,863	36,330	83 %	5153000	Pension - TCDRS	43,584	34,544	47,661
17,287	29,017	29,464	29,464	23,351	79 %	5154000	Alternate Plan	26,290	22,548	33,316
764	648	480	480	440	92 %	5155000	UnemplCompens	1,209	373	646
-3,988	0	0	0	0	****	5190001	FEMA Salary/Bnft	0	0	0
272,488	447,351	460,342	460,342	380,933	83 %	Subtotals:		435,416	360,470	547,199
						53	Supplies			
4,715	4,813	7,000	7,000	3,208	46 %	5310000	Admin Supplies	7,000	7,000	7,000
7,539	10,940	10,000	10,000	4,934	49 %	5310001	ExtraordinarySpl	0	8,600	8,600
0	0	0	0	0	****	5310002	Oper Supplies	0	6,000	6,000
1,142	1,500	2,000	2,000	535	27 %	5312101	Uniforms	2,000	2,000	2,000
257	702	1,000	1,000	31	3 %	5314101	Food	1,000	2,500	2,500
0	0	8,000	8,000	6,425	80 %	5361001	VHMake Ready	8,000	0	0
13,654	17,956	28,000	28,000	15,134	54 %	Subtotals:		18,000	26,100	26,100
						54	Other Services and Charges			
209	3,425	5,500	5,500	4,557	83 %	5419301	Software Licensi	0	5,500	5,500
0	2,246	6,000	6,000	0	0 %	5423000	M&R Equip	6,000	0	0
412,500	412,500	412,500	448,500	426,000	95 %	5452500	Cntrt Srv-VFD	0	448,500	448,500
16,810	19,830	35,000	35,000	14,910	43 %	5481000	Other ContractSv	0	40,000	40,000
5,335	5,442	6,336	6,336	5,584	88 %	5492100	Mobile Phone Exp	6,336	7,778	7,778
0	0	100	100	0	0 %	5493100	Marketing and Ad	100	2,600	2,600
1,335	365	5,000	5,000	566	11 %	5494100	Printing	5,000	5,000	5,000
1,862	1,641	7,040	7,040	1,024	15 %	5496100	Travel and Confe	7,040	7,000	7,000
0	0	800	800	0	0 %	5496301	Business Mileage	800	500	500

Galveston County, Texas

Department Budget History and Budget (Expenditures) with FY-T-D Actuals

1101 Fund: General Fund
2910 Department: Emergency Management
291010 Division: Emergency Management

Current Fiscal Year is 94.5 % Complete

2020 Actual Expenditure	2021 Actual Expenditure	2022 Adopted Budget	2022 Amended Budget	2022 FY-T-D Expenditure	2022 Expenditure Percent	Object	Description	2023 Base Budget	2023 Requested Budget	2023 Tentative Budget
71	150	1,360	1,360	0	0 %	5498000	Memb&Dues	1,360	850	850
438,123	445,601	479,636	515,636	452,642	88 %		Subtotals:	26,636	517,728	517,728
						55	Inter/Intragvrnmntl Expenditrs			
0	0	0	0	0	****		Subtotals:	0	0	0
						56	Other Expenses			
0	0	0	0	0	****		Subtotals:	0	0	0
						57	Capital Outlay			
0	0	0	90,813	90,813	100 %	5743000	Vehicles	0	0	0
0	0	0	90,813	90,813	100 %		Subtotals:	0	0	0
724,267	910,909	967,978	1,094,791	939,523	86 %		Fund Cost Center Totals:	480,052	904,298	1,091,027

Galveston County, Texas

Department Budget History and Budget (Expenditures) with FY-T-D Actuals

1101 Fund: General Fund
2930 Department: Nuisance Abatement
293010 Division: Nuisance Abatement

Current Fiscal Year is 94.5 % Complete

2020 Actual Expenditure	2021 Actual Expenditure	2022 Adopted Budget	2022 Amended Budget	2022 FY-T-D Expenditure	2022 Expenditure Percent	Object	Description	2023 Base Budget	2023 Requested Budget	2023 Tentative Budget
						51	Personnel & Benefits			
110,748	160,262	161,007	161,007	147,997	92 %	5100000	Salaries	161,007	161,007	169,404
0	549	0	0	0	****	5130000	Overtime	0	0	0
13,355	14,301	16,320	16,320	15,002	92 %	5151000	Cnty Hlth Insur	16,322	16,322	19,082
1,617	2,349	2,336	2,336	2,163	93 %	5152102	Medicare FICA	2,336	2,336	2,457
13,453	19,963	20,723	20,723	19,053	92 %	5153000	Pension - TCDRS	20,948	20,948	20,109
9,612	13,902	13,920	13,920	12,152	87 %	5154000	Alternate Plan	12,635	13,920	14,646
365	309	227	227	208	92 %	5155000	UnemplCompens	581	227	272
149,152	211,639	214,533	214,533	196,576	92 %		Subtotals:	213,829	214,760	225,970
						53	Supplies			
1,269	1,134	2,295	2,295	1,095	48 %	5310000	Admin Supplies	2,295	2,524	2,524
2,202	605	1,450	1,450	21	1 %	5310001	ExtraordinarySpl	0	5,595	5,595
753	617	3,000	3,000	1,201	40 %	5310002	Oper Supplies	3,000	3,300	3,300
451	379	500	500	120	24 %	5312101	Uniforms	500	550	550
205	348	1,000	1,000	362	36 %	5314101	Food	1,000	1,100	1,100
4,882	3,084	8,245	8,245	2,800	34 %		Subtotals:	6,795	13,069	13,069
						54	Other Services and Charges			
0	0	205	205	146	71 %	5419301	Software Licensi	0	205	205
31,915	48,868	74,000	74,000	55,741	75 %	5429301	Nuisance Abatemn	74,000	100,000	100,000
573	6,080	6,000	6,000	3,000	50 %	5481000	Other ContractSv	0	6,600	6,600
162	1,595	4,100	4,100	1,689	41 %	5496100	Travel and Confe	4,100	5,700	5,700
390	197	660	660	110	17 %	5498000	Memb&Dues	660	1,060	1,060
33,041	56,740	84,965	84,965	60,686	71 %		Subtotals:	78,760	113,565	113,565
						55	Inter/Intragvrnmntl Expenditrs			
29,235	6,685	90,000	90,000	38,597	43 %	5519040	Housing Demoliti	90,000	99,000	99,000

Galveston County, Texas

Department Budget History and Budget (Expenditures) with FY-T-D Actuals

1101 Fund: General Fund
 2930 Department: Nuisance Abatement
 293010 Division: Nuisance Abatement

Current Fiscal Year is 94.5 % Complete

2020 Actual Expenditure	2021 Actual Expenditure	2022 Adopted Budget	2022 Amended Budget	2022 FY-T-D Expenditure	2022 Expenditure Percent	Object	Description	2023 Base Budget	2023 Requested Budget	2023 Tentative Budget
29,235	6,685	90,000	90,000	38,597	43 %		Subtotals:	90,000	99,000	99,000
0	0	0	0	0	****	57 5743000	Capital Outlay Vehicles	0	45,000	0
0	0	0	0	0	****		Subtotals:	0	45,000	0
216,311	278,149	397,743	397,743	298,660	75 %		Fund Cost Center Totals:	389,384	485,394	451,604

Galveston County, Texas

Department Budget History and Budget (Expenditures) with FY-T-D Actuals

1101 Fund: General Fund
4110 Department: Health Admin & Sanitation
411010 Division: Public Health

Current Fiscal Year is 94.5 % Complete

2020 Actual Expenditure	2021 Actual Expenditure	2022 Adopted Budget	2022 Amended Budget	2022 FY-T-D Expenditure	2022 Expenditure Percent	Object	Description	2023 Base Budget	2023 Requested Budget	2023 Tentative Budget
						51	Personnel & Benefits			
0	0	0	0	0	****		Subtotals:	0	0	0
						54	Other Services and Charges			
2,680,559	2,680,559	2,620,952	2,620,952	2,520,888	96 %	5481000	Other ContractSv	0	3,470,952	3,000,000
2,680,559	2,680,559	2,620,952	2,620,952	2,520,888	96 %		Subtotals:	0	3,470,952	3,000,000
2,680,559	2,680,559	2,620,952	2,620,952	2,520,888	96 %		Fund Cost Center Totals:	0	3,470,952	3,000,000

Galveston County, Texas

Department Budget History and Budget (Expenditures) with FY-T-D Actuals

1101 Fund: General Fund
 4110 Department: Health Admin & Sanitation
 411043 Division: Animal Services

Current Fiscal Year is 94.5 % Complete

2020 Actual Expenditure	2021 Actual Expenditure	2022 Adopted Budget	2022 Amended Budget	2022 FY-T-D Expenditure	2022 Expenditure Percent	Object	Description	2023 Base Budget	2023 Requested Budget	2023 Tentative Budget
						54	Other Services and Charges			
799,592	806,423	811,919	811,919	780,921	96 %	5481000	Other ContractSv	0	844,916	817,139
799,592	806,423	811,919	811,919	780,921	96 %		Subtotals:	0	844,916	817,139
799,592	806,423	811,919	811,919	780,921	96 %		Fund Cost Center Totals:	0	844,916	817,139

Galveston County, Texas

Department Budget History and Budget (Expenditures) with FY-T-D Actuals

1101 Fund: General Fund
 4110 Department: Health Admin & Sanitation
 411071 Division: Coastal Health & Wellness

Current Fiscal Year is 94.5 % Complete

2020 Actual Expenditure	2021 Actual Expenditure	2022 Adopted Budget	2022 Amended Budget	2022 FY-T-D Expenditure	2022 Expenditure Percent	Object	Description	2023 Base Budget	2023 Requested Budget	2023 Tentative Budget
						54	Other Services and Charges			
3,734,667	3,734,667	3,734,667	3,734,667	3,592,084	96 %	5481000	Other ContractSv	0	3,140,567	3,140,567
3,734,667	3,734,667	3,734,667	3,734,667	3,592,084	96 %		Subtotals:	0	3,140,567	3,140,567
3,734,667	3,734,667	3,734,667	3,734,667	3,592,084	96 %		Fund Cost Center Totals:	0	3,140,567	3,140,567

Galveston County, Texas

Department Budget History and Budget (Expenditures) with FY-T-D Actuals

1101 Fund: General Fund
4401 Department: Contract Services
440100 Division: Contract Services

Current Fiscal Year is 94.5 % Complete

2020 Actual Expenditure	2021 Actual Expenditure	2022 Adopted Budget	2022 Amended Budget	2022 FY-T-D Expenditure	2022 Expenditure Percent	Object	Description	2023 Base Budget	2023 Requested Budget	2023 Tentative Budget
						51	Personnel & Benefits			
50,838	53,690	159,685	159,685	82,745	52 %	5100000	Salaries	145,563	145,563	154,980
33	0	0	0	0	****	5130000	Overtime	0	0	0
6,808	7,150	16,320	16,320	9,697	59 %	5151000	Cnty Hlth Insur	8,161	16,322	19,082
740	782	2,316	2,316	1,204	52 %	5152102	Medicare FICA	2,112	2,112	2,248
6,197	6,666	20,553	20,553	10,701	52 %	5153000	Pension - TCDRS	18,939	18,939	18,397
4,409	4,641	13,805	13,805	6,664	48 %	5154000	Alternate Plan	4,035	11,833	12,595
335	278	224	224	205	92 %	5155000	UnemplCompens	525	204	249
69,363	73,209	212,903	212,903	111,219	52 %		Subtotals:	179,335	194,973	207,551
						53	Supplies			
0	0	0	0	0	****		Subtotals:	0	0	0
						54	Other Services and Charges			
793,603	1,190,362	1,006,100	1,303,978	828,194	64 %	5412130	Con Srv-M E	0	1,006,100	1,006,100
89,904	134,130	150,000	150,000	26,985	18 %	5444100	Social Work and	150,000	150,000	150,000
63,288	48,189	0	0	0	****	5447600	AmblnceBurials	0	0	0
426,000	426,000	565,000	565,000	449,869	80 %	5448050	ContractSrvMHMR	0	565,000	565,000
1,155,593	1,155,593	1,373,325	1,373,325	1,332,825	97 %	5451104	MedTrans	0	1,553,719	1,553,719
593,000	592,300	592,300	592,300	592,300	100 %	5461012	Co Lib Sys Ovrhd	0	613,030	592,300
368,075	423,625	540,000	535,000	374,750	70 %	5481000	Other ContractSv	0	540,000	540,000
496	60	3,200	3,200	325	10 %	5496100	Travel and Confe	3,200	3,200	3,200
22,465	0	100,000	100,000	100,000	100 %	5496150	Transp-Tran Dist	100,000	100,000	100,000
0	0	1,600	1,600	0	0 %	5496301	Business Mileage	1,600	1,600	1,600
0	275	300	300	200	67 %	5498000	Memb&Dues	300	300	300
3,512,424	3,970,534	4,331,825	4,624,703	3,705,448	80 %		Subtotals:	255,100	4,532,949	4,512,219
						55	Inter/Intragvrnmntl Expenditrs			
0	0	2,000	2,000	0	0 %	5500300	Assistance to Ag	2,000	2,000	2,000

Galveston County, Texas

Department Budget History and Budget (Expenditures) with FY-T-D Actuals

1101 Fund: General Fund
 4401 Department: Contract Services
 440100 Division: Contract Services

Current Fiscal Year is 94.5 % Complete

2020 Actual Expenditure	2021 Actual Expenditure	2022 Adopted Budget	2022 Amended Budget	2022 FY-T-D Expenditure	2022 Expenditure Percent	Object	Description	2023 Base Budget	2023 Requested Budget	2023 Tentative Budget
0	0	2,000	2,000	0	0 %		Subtotals:	2,000	2,000	2,000
						56	Other Expenses			
0	0	0	0	0	****		Subtotals:	0	0	0
3,581,788	4,043,744	4,546,728	4,839,606	3,816,667	79 %		Fund Cost Center Totals:	436,435	4,729,922	4,721,770

Galveston County, Texas

Department Budget History and Budget (Expenditures) with FY-T-D Actuals

1101 Fund: General Fund
4511 Department: Senior Citizens
451110 Division: Senior Citizens Program

Current Fiscal Year is 94.5 % Complete

2020 Actual Expenditure	2021 Actual Expenditure	2022 Adopted Budget	2022 Amended Budget	2022 FY-T-D Expenditure	2022 Expenditure Percent	Object	Description	2023 Base Budget	2023 Requested Budget	2023 Tentative Budget
						51	Personnel & Benefits			
287,442	256,174	347,229	347,229	212,703	61 %	5100000	Salaries	247,201	360,602	378,914
0	0	1,000	1,000	0	0 %	5130000	Overtime	0	1,000	1,000
47,349	47,649	85,680	85,680	40,403	47 %	5151000	Cnty Hlth Insur	40,808	85,693	124,038
4,204	3,766	5,057	5,057	3,118	62 %	5152102	Medicare FICA	3,613	5,256	6,553
34,858	31,813	44,825	44,825	27,392	61 %	5153000	Pension - TCDRS	32,383	47,107	53,597
24,783	22,220	30,112	30,112	17,439	58 %	5154000	Alternate Plan	13,583	29,796	36,901
844	687	494	494	452	92 %	5155000	UnemplCompens	900	514	730
-335	0	0	0	0	****	5190001	FEMA Salary/Bnft	0	0	0
399,147	362,311	514,397	514,397	301,510	59 %	Subtotals:		338,488	529,968	601,733
						53	Supplies			
4,802	2,967	5,000	5,000	4,521	90 %	5310000	Admin Supplies	5,000	5,000	5,000
1,492	0	1,000	1,000	991	99 %	5310001	ExtraordinarySpl	0	9,300	9,300
13,958	8,963	10,000	10,000	9,681	97 %	5310002	Oper Supplies	10,000	10,250	10,250
1,750	953	1,750	1,750	1,638	94 %	5312101	Uniforms	1,750	1,750	1,750
22,003	12,884	17,750	17,750	16,833	95 %	Subtotals:		16,750	26,300	26,300
						54	Other Services and Charges			
124,187	124,253	126,000	126,000	125,546	100 %	5415200	Interlocal Agrmt	0	130,165	131,000
393	0	1,000	1,000	427	43 %	5423000	M&R Equip	1,000	1,000	1,000
0	0	50,000	50,000	0	0 %	5426200	Bldg Leases/Rntl	50,000	50,000	50,000
1,895	2,785	5,000	5,000	2,988	60 %	5481000	Other ContractSv	0	15,000	15,000
1,905	1,698	3,360	3,360	1,241	37 %	5492306	Cellphone Allow	5,040	1,440	1,440
5,979	2,989	3,000	3,000	2,839	95 %	5493100	Marketing and Ad	3,000	3,000	3,000
1,280	630	1,000	1,000	629	63 %	5496100	Travel and Confe	1,000	2,000	2,000
0	0	250	250	34	14 %	5496301	Business Mileage	250	250	250
0	500	500	500	500	100 %	5498000	Memb&Dues	500	1,000	1,000
135,641	132,857	190,110	190,110	134,206	71 %	Subtotals:		60,790	203,855	204,690

Galveston County, Texas

Department Budget History and Budget (Expenditures) with FY-T-D Actuals

1101 Fund: General Fund
 4511 Department: Senior Citizens
 451110 Division: Senior Citizens Program

Current Fiscal Year is 94.5 % Complete

2020 Actual Expenditure	2021 Actual Expenditure	2022 Adopted Budget	2022 Amended Budget	2022 FY-T-D Expenditure	2022 Expenditure Percent	Object	Description	2023 Base Budget	2023 Requested Budget	2023 Tentative Budget
						55	Inter/Intragvrnmntl Expenditrs			
0	0	0	0	0	****		Subtotals:	0	0	0
						56	Other Expenses			
0	0	0	0	0	****		Subtotals:	0	0	0
						57	Capital Outlay			
0	0	10,000	10,000	6,585	66 %	5730000	Imp Oth Bldg	0	0	0
0	0	10,000	10,000	6,585	66 %		Subtotals:	0	0	0
						59	Other Financing Uses			
40,000	50,000	50,000	50,000	33,526	67 %	5910100	TTo GM-Mand	50,000	50,000	50,000
6,000	40,000	40,000	40,000	6,000	15 %	5910200	TTo GM-Disc	40,000	40,000	40,000
46,000	90,000	90,000	90,000	39,526	44 %		Subtotals:	90,000	90,000	90,000
602,791	598,053	822,257	822,257	498,661	61 %		Fund Cost Center Totals:	506,028	850,123	922,723

Galveston County, Texas

Department Budget History and Budget (Expenditures) with FY-T-D Actuals

1101 Fund: General Fund
5132 Department: Galveston County Museum
513200 Division: Galv Cnty Museum Collections

Current Fiscal Year is 94.5 % Complete

2020 Actual Expenditure	2021 Actual Expenditure	2022 Adopted Budget	2022 Amended Budget	2022 FY-T-D Expenditure	2022 Expenditure Percent	Object	Description	2023 Base Budget	2023 Requested Budget	2023 Tentative Budget
						51	Personnel & Benefits			
0	39	62,013	2,851	2,851	100 %	5100000	Salaries	62,013	0	0
16,835	12,369	21,400	0	0	****	5120001	Seasonal Help	0	0	0
0	0	8,160	0	0	****	5151000	Cnty Hlth Insur	0	0	0
244	180	1,211	41	41	100 %	5152102	Medicare FICA	900	0	0
0	0	7,982	0	0	****	5153000	Pension - TCDRS	8,068	0	0
0	0	5,362	0	0	****	5154000	Alternate Plan	4,867	0	0
230	169	294	39	39	100 %	5154111	Alt Pln-Nonp Emp	0	0	0
197	162	117	0	0	****	5155000	UnemplCompens	224	0	0
17,507	12,921	106,539	2,931	2,931	100 %		Subtotals:	76,072	0	0
						53	Supplies			
11,580	6,742	7,500	0	0	****	5310000	Admin Supplies	7,500	0	0
4,187	0	4,999	0	0	****	5310001	ExtraordinarySpl	0	0	0
1,887	9,413	10,000	0	0	****	5310002	Oper Supplies	10,000	0	0
346	489	500	0	0	****	5317000	BooksPriodcls	500	0	0
18,001	16,644	22,999	0	0	****		Subtotals:	18,000	0	0
						54	Other Services and Charges			
0	0	2,000	0	0	****	5426100	Equip Other Rntl	0	0	0
540	540	2,000	0	0	****	5481000	Other ContractSv	0	0	0
1,350	0	3,200	0	0	****	5491725	Insurance	3,200	0	0
0	0	480	0	0	****	5492306	Cellphone Allow	480	0	0
0	3,692	4,000	0	0	****	5493100	Marketing and Ad	4,000	0	0
321	0	0	0	0	****	5496100	Travel and Confe	0	0	0
0	451	700	0	0	****	5498000	Memb&Dues	700	0	0
2,211	4,683	12,380	0	0	****		Subtotals:	8,380	0	0
						55	Inter/Intragvrnmntl Expenditrs			
28,400	28,400	29,000	0	0	****	5500300	Assistance to Ag	29,000	0	0

Galveston County, Texas

Department Budget History and Budget (Expenditures) with FY-T-D Actuals

1101 Fund: General Fund
 5132 Department: Galveston County Museum
 513200 Division: Galv Cnty Museum Collections

Current Fiscal Year is 94.5 % Complete

2020 Actual Expenditure	2021 Actual Expenditure	2022 Adopted Budget	2022 Amended Budget	2022 FY-T-D Expenditure	2022 Expenditure Percent	Object	Description	2023 Base Budget	2023 Requested Budget	2023 Tentative Budget
28,400	28,400	29,000	0	0	****		Subtotals:	29,000	0	0
						57	Capital Outlay			
0	0	0	0	0	****		Subtotals:	0	0	0
66,121	62,649	170,918	2,931	2,931	100 %		Fund Cost Center Totals:	131,452	0	0

Galveston County, Texas

Department Budget History and Budget (Expenditures) with FY-T-D Actuals

1101 Fund: General Fund
5220 Department: Beach and Parks Department
522020 Division: Parks

Current Fiscal Year is 94.5 % Complete

2020 Actual Expenditure	2021 Actual Expenditure	2022 Adopted Budget	2022 Amended Budget	2022 FY-T-D Expenditure	2022 Expenditure Percent	Object	Description	2023 Base Budget	2023 Requested Budget	2023 Tentative Budget
						51	Personnel & Benefits			
1,295,331	1,240,480	1,177,482	1,177,614	1,104,001	94 %	5100000	Salaries	1,280,048	1,318,695	1,383,444
409	5,932	10,000	10,000	6,270	63 %	5130000	Overtime	0	10,000	10,000
274,602	277,107	342,720	342,720	276,911	81 %	5151000	Cnty Hlth Insur	301,957	334,601	391,181
19,019	18,318	17,236	17,236	16,329	95 %	5152102	Medicare FICA	18,654	19,216	20,160
157,735	154,703	152,849	152,849	142,817	93 %	5153000	Pension - TCDRS	167,244	172,274	164,863
112,246	107,778	102,675	102,675	91,159	89 %	5154000	Alternate Plan	71,238	110,659	116,087
2,931	2,297	1,684	1,684	1,543	92 %	5155000	UnemplCompens	4,649	1,872	2,245
-200	0	0	0	0	****	5190001	FEMA Salary/Bnft	0	0	0
1,862,075	1,806,617	1,804,646	1,804,778	1,639,032	91 %	Subtotals:		1,843,790	1,967,317	2,087,980
						53	Supplies			
7,423	6,586	9,000	9,000	7,166	80 %	5310000	Admin Supplies	9,000	9,000	9,000
59,651	10,111	60,000	60,000	52,561	88 %	5310001	ExtraordinarySpl	0	24,500	24,500
45,500	50,739	51,000	51,000	42,322	83 %	5310002	Oper Supplies	51,000	66,000	66,000
17,370	19,488	20,000	20,000	16,990	85 %	5312101	Uniforms	20,000	20,000	20,000
379	360	400	400	326	82 %	5317000	BooksPriodcls	400	400	400
130,325	87,287	140,400	140,400	119,366	85 %	Subtotals:		80,400	119,900	119,900
						54	Other Services and Charges			
7,940	18,100	35,000	2,250	2,250	100 %	5410000	Prof Serv	35,000	35,000	35,000
19,565	17,852	20,000	20,000	15,407	77 %	5423000	M&R Equip	20,000	20,000	20,000
73,681	91,212	85,000	85,000	59,836	70 %	5424000	Building Mainten	85,000	85,000	85,000
18,463	15,068	22,000	45,000	27,003	60 %	5426100	Equip Other Rntl	0	40,000	40,000
29,345	21,273	32,000	32,300	26,666	83 %	5428000	Grounds Maint	32,000	32,000	32,000
82,903	106,586	111,000	111,000	73,585	66 %	5481000	Other ContractSv	0	127,700	127,700
4,800	4,828	5,280	5,280	4,796	91 %	5492306	Cellphone Allow	10,560	5,280	5,280
0	495	1,000	1,000	977	98 %	5493100	Marketing and Ad	1,000	1,000	1,000
5,475	1,596	1,065	1,065	1,020	96 %	5496100	Travel and Confe	1,065	2,000	2,000
312	205	500	500	392	79 %	5496301	Business Mileage	500	500	500

Galveston County, Texas

Department Budget History and Budget (Expenditures) with FY-T-D Actuals

1101 Fund: General Fund
5220 Department: Beach and Parks Department
522020 Division: Parks

Current Fiscal Year is 94.5 % Complete

2020 Actual Expenditure	2021 Actual Expenditure	2022 Adopted Budget	2022 Amended Budget	2022 FY-T-D Expenditure	2022 Expenditure Percent	Object	Description	2023 Base Budget	2023 Requested Budget	2023 Tentative Budget
1,986	1,176	1,250	1,250	1,224	98 %	5498000	Memb&Dues	1,250	1,975	1,975
244,473	278,394	314,095	304,645	213,160	70 %		Subtotals:	186,375	350,455	350,455
						55	Inter/Intragvrnmntl Expenditrs			
0	0	0	0	0	****		Subtotals:	0	0	0
						56	Other Expenses			
750	0	0	0	0	****	5600001	Int & Penalties	0	0	0
750	0	0	0	0	****		Subtotals:	0	0	0
						57	Capital Outlay			
284,558	16,543	0	0	0	****	5722000	Building Improve	0	0	0
209,220	210,655	144,000	127,000	125,667	99 %	5730000	Imp Oth Bldg	0	1,226,000	76,000
88,586	89,536	46,000	46,000	43,988	96 %	5742000	Heavy Equipment	0	0	0
0	0	0	194,540	0	0 %	5743000	Vehicles	0	0	0
582,365	316,734	190,000	367,540	169,656	46 %		Subtotals:	0	1,226,000	76,000
						59	Other Financing Uses			
0	0	0	0	0	****		Subtotals:	0	0	0
2,819,990	2,489,034	2,449,141	2,617,364	2,141,216	82 %		Fund Cost Center Totals:	2,110,565	3,663,672	2,634,335

Galveston County, Texas

Department Budget History and Budget (Expenditures) with FY-T-D Actuals

1101 Fund: General Fund
 5220 Department: Beach and Parks Department
 522075 Division: Wayne Johnson Community Center

Current Fiscal Year is 94.5 % Complete

2020 Actual Expenditure	2021 Actual Expenditure	2022 Adopted Budget	2022 Amended Budget	2022 FY-T-D Expenditure	2022 Expenditure Percent	Object	Description	2023 Base Budget	2023 Requested Budget	2023 Tentative Budget
						57	Capital Outlay			
0	0	0	0	0	****		Subtotals:	0	0	0
0	0	0	0	0	****		Fund Cost Center Totals:	0	0	0

Galveston County, Texas

Department Budget History and Budget (Expenditures) with FY-T-D Actuals

1101 Fund: General Fund
6102 Department: County Extension Service
610200 Division: AgriLife Extension

Current Fiscal Year is 94.5 % Complete

2020 Actual Expenditure	2021 Actual Expenditure	2022 Adopted Budget	2022 Amended Budget	2022 FY-T-D Expenditure	2022 Expenditure Percent	Object	Description	2023 Base Budget	2023 Requested Budget	2023 Tentative Budget
						51	Personnel & Benefits			
331,385	275,114	308,548	334,588	260,522	78 %	5100000	Salaries	263,205	361,768	345,837
10,734	10,778	17,500	17,500	4,113	24 %	5120001	Seasonal Help	0	17,500	17,500
223	0	1,000	1,000	0	0 %	5130000	Overtime	0	1,000	1,000
61,273	54,406	73,440	73,440	57,528	78 %	5151000	Cnty Hlth Insur	65,288	73,449	76,328
5,026	4,187	4,747	5,125	3,875	76 %	5152102	Medicare FICA	3,821	5,252	5,020
22,616	19,832	39,842	43,087	19,399	45 %	5153000	Pension - TCDRS	19,145	31,970	26,473
28,746	23,828	26,765	29,016	21,389	74 %	5154000	Alternate Plan	15,904	30,010	28,846
147	147	240	240	56	23 %	5154111	Alt Pln-Nonp Emp	0	150	150
471	394	327	692	634	92 %	5155000	UnemplCompens	532	347	360
460,624	388,689	472,409	504,688	367,520	73 %	Subtotals:		367,895	521,446	501,514
						53	Supplies			
23,608	18,413	25,000	25,000	15,193	61 %	5310000	Admin Supplies	25,000	20,070	20,070
1,300	2,444	2,400	2,400	2,267	94 %	5310001	ExtraordinarySpl	0	0	0
24,908	20,857	27,400	27,400	17,460	64 %	Subtotals:		25,000	20,070	20,070
						54	Other Services and Charges			
1,548	1,450	4,000	4,000	175	4 %	5423000	M&R Equip	4,000	4,000	4,000
6,494	6,136	6,840	6,840	4,587	67 %	5481000	Other ContractSv	0	7,200	7,200
4,500	4,107	7,500	7,500	6,242	83 %	5496100	Travel and Confe	7,500	14,700	14,700
32	0	900	900	0	0 %	5496301	Business Mileage	900	500	500
996	940	1,455	1,455	1,340	92 %	5498000	Memb&Dues	1,455	1,625	1,625
13,573	12,633	20,695	20,695	12,345	60 %	Subtotals:		13,855	28,025	28,025
						56	Other Expenses			
0	0	0	0	0	****	Subtotals:		0	0	0
						57	Capital Outlay			

Galveston County, Texas

Department Budget History and Budget (Expenditures) with FY-T-D Actuals

1101 Fund: General Fund
 6102 Department: County Extension Service
 610200 Division: AgriLife Extension

Current Fiscal Year is 94.5 % Complete

2020 Actual Expenditure	2021 Actual Expenditure	2022 Adopted Budget	2022 Amended Budget	2022 FY-T-D Expenditure	2022 Expenditure Percent	Object	Description	2023 Base Budget	2023 Requested Budget	2023 Tentative Budget
65,550	0	0	42,000	40,997	98 %	5743000	Vehicles	0	0	0
65,550	0	0	42,000	40,997	98 %		Subtotals:	0	0	0
564,656	422,180	520,504	594,783	438,324	74 %		Fund Cost Center Totals:	406,750	569,541	549,609

Galveston County, Texas

Department Budget History and Budget (Expenditures) with FY-T-D Actuals

1101 Fund: General Fund
 9201 Department: Transfers and Reserves
 920180 Division: Fund Balance Reserves

Current Fiscal Year is 94.5 % Complete

2020 Actual Expenditure	2021 Actual Expenditure	2022 Adopted Budget	2022 Amended Budget	2022 FY-T-D Expenditure	2022 Expenditure Percent	Object	Description	2023 Base Budget	2023 Requested Budget	2023 Tentative Budget
						51	Personnel & Benefits			
0	0	0	0	0	****		Subtotals:	0	0	0
						56	Other Expenses			
0	0	0	0	0	****		Subtotals:	0	0	0
						59	Other Financing Uses			
0	0	30,000,000	9,991,772	0	0 %	5930000	Bdgeted Rsvrs	30,000,000	30,000,000	30,000,000
0	0	30,000,000	9,991,772	0	0 %		Subtotals:	30,000,000	30,000,000	30,000,000
0	0	30,000,000	9,991,772	0	0 %		Fund Cost Center Totals:	30,000,000	30,000,000	30,000,000

Galveston County, Texas

Department Budget History and Budget (Expenditures) with FY-T-D Actuals

1101 Fund: General Fund
9210 Department: Interfund Oper Transfers Out
921010 Division: Transfers & Reserves

Current Fiscal Year is 94.5 % Complete

2020 Actual Expenditure	2021 Actual Expenditure	2022 Adopted Budget	2022 Amended Budget	2022 FY-T-D Expenditure	2022 Expenditure Percent	Object	Description	2023 Base Budget	2023 Requested Budget	2023 Tentative Budget
						51	Personnel & Benefits			
0	0	0	0	0	****		Subtotals:	0	0	0
						53	Supplies			
0	0	0	0	0	****		Subtotals:	0	0	0
						55	Inter/Intragvrnmntl Expenditrs			
0	0	0	0	0	****		Subtotals:	0	0	0
						56	Other Expenses			
0	0	0	0	0	****		Subtotals:	0	0	0
						59	Other Financing Uses			
0	0	0	154,035	154,035	100 %	5910200	TTo GM-Disc	0	20,203	0
2,800,000	3,908,966	5,000,000	5,000,000	4,166,666	83 %	5911202	TTo Juv Just	5,000,000	5,000,000	5,000,000
1,000,000	200,000	900,000	900,000	750,000	83 %	5911203	TTo Ind Hlth	900,000	900,000	900,000
0	0	200,000	200,000	166,666	83 %	5911204	TTo Bch Mnt	200,000	200,000	200,000
196,324	284,989	260,000	260,000	216,666	83 %	5911206	TTo Chld Wel	260,000	260,000	260,000
19,222	107,835	110,000	110,000	91,666	83 %	5911207	TTo Econ Dev	110,000	110,000	110,000
605,088	424,174	400,000	482,591	415,924	86 %	5911208	TTo Specialty Ct	400,000	400,000	400,000
0	200,000	350,000	350,000	291,666	83 %	5911212	TTo Cty Jury Fd	350,000	350,000	350,000
1,760,540	54	0	3,200,000	3,200,000	100 %	5912103	TTo Elec Srv	0	0	0
1,290	169	0	0	0	****	5912105	TTo DC Ch Supp	0	0	0
106,282	130,000	130,000	130,000	108,333	83 %	5912205	TTo Crths Sec	130,000	130,000	130,000
343,536	91,357	0	628,980	600,164	95 %	5912301	TTo Rd & Brdg	0	0	0
89,999	0	0	11,212	9,343	83 %	5912410	TTo Mosq Ctrl	0	0	0
183,180	0	0	0	0	****	5912950	TTo CARES Act	0	0	0
0	619,530	0	0	0	****	5912994	TTo DRec-Ike	0	0	0
1,972,616	1,800,000	0	0	0	****	5913100	TTo Cap Proj	0	0	0

Galveston County, Texas

Department Budget History and Budget (Expenditures) with FY-T-D Actuals

1101 Fund: General Fund
 9210 Department: Interfund Oper Transfers Out
 921010 Division: Transfers & Reserves

Current Fiscal Year is 94.5 % Complete

2020 Actual Expenditure	2021 Actual Expenditure	2022 Adopted Budget	2022 Amended Budget	2022 FY-T-D Expenditure	2022 Expenditure Percent	Object	Description	2023 Base Budget	2023 Requested Budget	2023 Tentative Budget
315,000	0	200,000	200,000	166,666	83 %	5913101	TTo Cap Repl	200,000	200,000	200,000
6,624,174	2,814,958	0	562,300	8,333	1 %	5916123	TTo Emp Ben	0	0	0
16,017,251	10,582,032	7,550,000	12,189,119	10,346,134	85 %		Subtotals:	7,550,000	7,570,203	7,550,000
16,017,251	10,582,032	7,550,000	12,189,119	10,346,134	85 %		Fund Cost Center Totals:	7,550,000	7,570,203	7,550,000

Galveston County, Texas

Department Budget History and Budget (Expenditures) with FY-T-D Actuals

1101 Fund: General Fund
 9999 Department: Budget Projections
 999998 Division: Budget Projections

Current Fiscal Year is 94.5 % Complete

2020 Actual Expenditure	2021 Actual Expenditure	2022 Adopted Budget	2022 Amended Budget	2022 FY-T-D Expenditure	2022 Expenditure Percent	Object	Description	2023 Base Budget	2023 Requested Budget	2023 Tentative Budget
						51	Personnel & Benefits			
0	0	0	0	0	****		Subtotals:	0	0	0
						53	Supplies			
0	0	0	0	0	****		Subtotals:	0	0	0
						54	Other Services and Charges			
0	0	0	0	0	****		Subtotals:	0	0	0
						56	Other Expenses			
0	0	0	0	0	****		Subtotals:	0	0	0
						57	Capital Outlay			
0	0	0	0	0	****		Subtotals:	0	0	0
						59	Other Financing Uses			
0	0	0	0	0	****		Subtotals:	0	0	0
0	0	0	0	0	****		Fund Cost Center Totals:	0	0	0
148,224,800	143,920,030	181,371,397	182,288,584	146,753,834	81 %		General Fund Totals:	134,369,752	196,540,275	191,884,407

Galveston County, Texas

Department Budget History and Budget (Expenditures) with FY-T-D Actuals

1201 Fund: Cnty Clk Records Archive Fund
1140 Department: County Clerk
114021 Division: County Clerk Archive Records

Current Fiscal Year is 94.5 % Complete

2020 Actual Expenditure	2021 Actual Expenditure	2022 Adopted Budget	2022 Amended Budget	2022 FY-T-D Expenditure	2022 Expenditure Percent	Object	Description	2023 Base Budget	2023 Requested Budget	2023 Tentative Budget
						51	Personnel & Benefits			
182,149	168,299	218,063	218,063	150,050	69 %	5100000	Salaries	188,234	218,063	228,843
0	0	2,000	2,000	11	1 %	5112001	Vac/SickLvPyOut	0	2,000	2,000
32,164	31,219	48,960	48,960	30,945	63 %	5151000	Cnty Hlth Insur	40,805	48,966	57,246
20,793	21,644	10,822	10,822	9,920	92 %	5151001	Self Insurance	0	0	0
2,652	2,473	3,193	3,193	2,206	69 %	5152102	Medicare FICA	2,731	3,164	3,321
21,965	20,897	28,325	28,325	19,327	68 %	5153000	Pension - TCDRS	24,492	28,373	27,167
15,638	14,549	19,027	19,027	12,300	65 %	5154000	Alternate Plan	12,315	18,366	19,279
658	427	311	311	285	92 %	5155000	UnemplCompens	680	308	369
5,359	5,359	1,089	1,089	998	92 %	5156000	Worker's Compens	0	5,000	5,000
281,380	264,869	331,790	331,790	226,045	68 %		Subtotals:	269,257	324,240	343,225
						53	Supplies			
0	0	0	0	0	****		Subtotals:	0	0	0
						54	Other Services and Charges			
500,000	499,998	500,000	500,000	499,996	100 %	5481000	Other ContractSv	0	500,000	500,000
500,000	499,998	500,000	500,000	499,996	100 %		Subtotals:	0	500,000	500,000
						57	Capital Outlay			
0	0	0	0	0	****		Subtotals:	0	0	0
781,380	764,868	831,790	831,790	726,042	87 %		Fund Cost Center Totals:	269,257	824,240	843,225

Galveston County, Texas

Department Budget History and Budget (Expenditures) with FY-T-D Actuals

1201 Fund: Cnty Clk Records Archive Fund
 9201 Department: Transfers and Reserves
 920180 Division: Fund Balance Reserves

Current Fiscal Year is 94.5 % Complete

2020 Actual Expenditure	2021 Actual Expenditure	2022 Adopted Budget	2022 Amended Budget	2022 FY-T-D Expenditure	2022 Expenditure Percent	Object	Description	2023 Base Budget	2023 Requested Budget	2023 Tentative Budget
						59	Other Financing Uses			
0	0	200,000	200,000	0	0 %	5930000	Bdgeted Rsvrs	200,000	200,000	200,000
0	0	200,000	200,000	0	0 %		Subtotals:	200,000	200,000	200,000
0	0	200,000	200,000	0	0 %		Fund Cost Center Totals:	200,000	200,000	200,000
781,380	764,868	1,031,790	1,031,790	726,042	70%		Cnty Clk Records Archive Fund Totals:	469,257	1,024,240	1,043,225

Galveston County, Texas

Department Budget History and Budget (Expenditures) with FY-T-D Actuals

1202 Fund: Juvenile Justice Fund
2561 Department: Juvenile Justice
256100 Division: Juvenile Justice

Current Fiscal Year is 94.5 % Complete

2020 Actual Expenditure	2021 Actual Expenditure	2022 Adopted Budget	2022 Amended Budget	2022 FY-T-D Expenditure	2022 Expenditure Percent	Object	Description	2023 Base Budget	2023 Requested Budget	2023 Tentative Budget
						51	Personnel & Benefits			
378,153	357,822	403,256	403,256	329,160	82 %	5100000	Salaries	402,027	369,610	407,335
59,643	61,436	73,440	73,440	61,839	84 %	5151000	Cnty Hlth Insur	73,449	57,127	66,787
5,528	5,210	5,851	5,851	4,800	82 %	5152102	Medicare FICA	5,833	5,362	5,911
46,074	44,004	51,902	51,902	42,204	81 %	5153000	Pension - TCDRS	52,309	48,091	48,354
32,771	30,646	34,865	34,865	26,813	77 %	5154000	Alternate Plan	15,042	30,282	33,320
937	782	568	568	497	88 %	5155000	UnemplCompens	1,453	520	657
523,108	499,902	569,882	569,882	465,314	82 %		Subtotals:	550,113	510,992	562,364
						53	Supplies			
8,821	4,389	10,500	10,500	7,490	71 %	5310000	Admin Supplies	10,500	10,500	10,500
458	153	1,600	1,600	934	58 %	5312100	Clothing	1,600	1,600	1,600
17	0	500	500	0	0 %	5316010	Medical Supplies	500	500	500
9,298	4,542	12,600	12,600	8,425	67 %		Subtotals:	12,600	12,600	12,600
						54	Other Services and Charges			
15,500	8,400	25,000	25,000	3,900	16 %	5412098	Medical Examinat	25,000	25,000	25,000
3,364	5,090	8,000	8,000	5,355	67 %	5412101	Contract Medical	8,000	8,000	8,000
0	0	500	500	0	0 %	5423000	M&R Equip	500	500	500
392,837	397,544	410,278	410,278	349,420	85 %	5436110	Juvenile Medical	410,278	432,375	432,375
161,903	43,946	206,700	130,700	-6,209	-5 %	5441101	Residential Plac	206,700	206,700	206,700
0	46	400	400	0	0 %	5443100	Child and Youth	400	400	400
784	85	2,000	2,000	2,016	101 %	5496153	In-State Transp	2,000	2,000	2,000
1,963	1,375	8,800	8,800	2,207	25 %	5496301	Business Mileage	8,800	4,800	4,800
576,352	456,488	661,678	585,678	356,691	61 %		Subtotals:	661,678	679,775	679,775
1,108,758	960,933	1,244,160	1,168,160	830,431	71 %		Fund Cost Center Totals:	1,224,391	1,203,367	1,254,739

Galveston County, Texas

Department Budget History and Budget (Expenditures) with FY-T-D Actuals

1202 Fund: Juvenile Justice Fund
2561 Department: Juvenile Justice
256105 Division: Juv Justice - Administration

Current Fiscal Year is 94.5 % Complete

2020 Actual Expenditure	2021 Actual Expenditure	2022 Adopted Budget	2022 Amended Budget	2022 FY-T-D Expenditure	2022 Expenditure Percent	Object	Description	2023 Base Budget	2023 Requested Budget	2023 Tentative Budget
						51	Personnel & Benefits			
294,716	294,531	305,129	305,129	274,926	90 %	5100000	Salaries	304,794	304,794	335,761
21,639	0	0	0	235	****	5112001	Vac/SickLvPyOut	0	0	0
990	0	1,000	1,000	0	0 %	5130000	Overtime	0	1,000	1,000
27,208	28,491	32,640	32,640	29,690	91 %	5151000	Cnty Hlth Insur	32,644	32,644	38,164
4,596	4,280	4,441	4,441	3,992	90 %	5152102	Medicare FICA	4,421	4,421	4,870
38,197	36,396	39,401	39,401	35,248	89 %	5153000	Pension - TCDRS	39,657	39,657	39,856
27,247	25,344	26,468	26,468	22,456	85 %	5154000	Alternate Plan	23,919	26,352	29,028
715	580	431	431	386	90 %	5155000	UnemplCompens	1,099	429	539
415,311	389,625	409,510	409,510	366,936	90 %		Subtotals:	406,534	409,297	449,218
						53	Supplies			
1,532	49	1,800	1,800	1,354	75 %	5317000	BooksPriodcls	1,800	800	800
4,019	2,881	10,000	10,000	6,099	61 %	5322010	Fuel	10,000	10,000	10,000
5,552	2,930	11,800	11,800	7,453	63 %		Subtotals:	11,800	10,800	10,800
						54	Other Services and Charges			
212	112	750	750	20	3 %	5411103	PreEmplExp	750	750	750
3,300	4,500	4,500	4,500	4,500	100 %	5412098	Medical Examinat	4,500	4,500	4,500
909	0	5,000	5,000	0	0 %	5423110	Vehicle Maintena	5,000	2,000	2,000
920	0	0	0	0	****	5492306	Cellphone Allow	0	0	0
0	0	800	800	0	0 %	5493100	Marketing and Ad	800	0	0
19,196	18,066	20,035	20,035	18,778	94 %	5496100	Travel and Confe	20,035	25,044	25,044
337	277	4,000	4,000	258	6 %	5496301	Business Mileage	4,000	1,000	1,000
24,876	22,955	35,085	35,085	23,557	67 %		Subtotals:	35,085	33,294	33,294
						55	Inter/Intragvrnmntl Expenditrs			
0	0	0	0	0	****		Subtotals:	0	0	0

Galveston County, Texas

Department Budget History and Budget (Expenditures) with FY-T-D Actuals

1202 Fund: Juvenile Justice Fund
 2561 Department: Juvenile Justice
 256105 Division: Juv Justice - Administration

Current Fiscal Year is 94.5 % Complete

2020 Actual Expenditure	2021 Actual Expenditure	2022 Adopted Budget	2022 Amended Budget	2022 FY-T-D Expenditure	2022 Expenditure Percent	Object	Description	2023 Base Budget	2023 Requested Budget	2023 Tentative Budget
						57	Capital Outlay			
0	0	0	0	0	****		Subtotals:	0	0	0
						59	Other Financing Uses			
0	0	0	0	0	****		Subtotals:	0	0	0
445,740	415,511	456,395	456,395	397,947	87 %		Fund Cost Center Totals:	453,419	453,391	493,312

Galveston County, Texas

Department Budget History and Budget (Expenditures) with FY-T-D Actuals

1202 Fund: Juvenile Justice Fund
2561 Department: Juvenile Justice
256118 Division: Detention

Current Fiscal Year is 94.5 % Complete

2020 Actual Expenditure	2021 Actual Expenditure	2022 Adopted Budget	2022 Amended Budget	2022 FY-T-D Expenditure	2022 Expenditure Percent	Object	Description	2023 Base Budget	2023 Requested Budget	2023 Tentative Budget
						51	Personnel & Benefits			
1,155,256	1,139,917	1,176,484	1,180,506	1,015,255	86 %	5100000	Salaries	1,191,803	1,091,707	1,292,537
3,555	3,477	5,000	5,000	11,329	227 %	5112001	Vac/SickLvPyOut	0	5,000	5,000
37,030	25,781	50,000	50,000	9,851	20 %	5120001	Seasonal Help	0	50,000	50,000
260,041	291,799	289,300	289,300	332,715	115 %	5130000	Overtime	0	350,000	350,000
189,288	208,082	263,160	263,160	200,445	76 %	5151000	Cnty Hlth Insur	212,186	214,227	250,452
21,083	21,120	22,068	22,126	19,777	89 %	5152102	Medicare FICA	17,296	16,657	18,749
171,688	176,785	189,307	189,790	173,400	91 %	5153000	Pension - TCDRS	155,070	142,046	153,439
122,299	123,122	127,168	127,516	110,538	87 %	5154000	Alternate Plan	48,774	90,636	107,217
502	357	685	685	134	20 %	5154111	Alt Pln-Nonp Emp	0	769	0
3,637	2,907	2,143	2,151	1,902	88 %	5155000	UnemplCompens	4,305	1,619	2,079
1,964,382	1,993,352	2,125,315	2,130,234	1,875,352	88 %	Subtotals:		1,629,434	1,962,661	2,229,473
						53	Supplies			
4,502	4,157	6,000	6,000	3,475	58 %	5310000	Admin Supplies	6,000	6,000	6,000
0	0	2,526	2,526	2,562	101 %	5310001	ExtraordinarySpl	0	0	0
491	986	2,000	2,000	1,902	95 %	5310002	Oper Supplies	2,000	2,000	2,000
3,499	3,476	3,500	3,500	3,328	95 %	5312100	Clothing	3,500	7,000	7,000
2,499	750	2,500	2,500	2,500	100 %	5312101	Uniforms	2,500	2,500	2,500
6,016	2,491	8,000	8,000	1,676	21 %	5312301	Pers/Hyg Items	8,000	8,000	8,000
15,588	16,786	20,000	20,000	17,091	85 %	5313100	Clean/Hshld Supp	20,000	28,000	28,000
1,934	554	4,000	4,000	2,707	68 %	5314301	Kitchen Supp	4,000	2,500	2,500
4,063	2,612	4,500	4,500	3,817	85 %	5316010	Medical Supplies	4,500	6,000	6,000
38,595	31,815	53,026	53,026	39,061	74 %	Subtotals:		50,500	62,000	62,000
						54	Other Services and Charges			
0	0	3,000	3,000	146	5 %	5423000	M&R Equip	3,000	1,000	1,000
320,910	374,823	396,758	396,758	108,210	27 %	5481000	Other ContractSv	0	402,870	402,870
59,491	76,525	102,382	102,382	94,494	92 %	5481199	Food Svcs Contrc	0	178,880	178,880
880	0	0	0	0	****	5492306	Cellphone Allow	0	0	0

Galveston County, Texas

Department Budget History and Budget (Expenditures) with FY-T-D Actuals

1202 Fund: Juvenile Justice Fund
 2561 Department: Juvenile Justice
 256118 Division: Detention

Current Fiscal Year is 94.5 % Complete

2020 Actual Expenditure	2021 Actual Expenditure	2022 Adopted Budget	2022 Amended Budget	2022 FY-T-D Expenditure	2022 Expenditure Percent	Object	Description	2023 Base Budget	2023 Requested Budget	2023 Tentative Budget
138	30	800	800	72	9 %	5496153	In-State Transp	800	500	500
381,420	451,378	502,940	502,940	202,923	40 %		Subtotals:	3,800	583,250	583,250
2,384,398	2,476,546	2,681,281	2,686,200	2,117,337	79 %		Fund Cost Center Totals:	1,683,734	2,607,911	2,874,723

Galveston County, Texas

Department Budget History and Budget (Expenditures) with FY-T-D Actuals

1202 Fund: Juvenile Justice Fund
2561 Department: Juvenile Justice
256119 Division: Post Program

Current Fiscal Year is 94.5 % Complete

2020 Actual Expenditure	2021 Actual Expenditure	2022 Adopted Budget	2022 Amended Budget	2022 FY-T-D Expenditure	2022 Expenditure Percent	Object	Description	2023 Base Budget	2023 Requested Budget	2023 Tentative Budget
						51	Personnel & Benefits			
223,089	213,521	238,095	234,073	177,510	76 %	5100000	Salaries	177,839	222,715	232,022
216	687	3,100	3,100	0	0 %	5120001	Seasonal Help	0	3,100	3,100
47,007	42,698	44,000	44,000	53,080	121 %	5130000	Overtime	0	50,000	50,000
31,185	32,061	46,920	46,920	34,172	73 %	5151000	Cnty Hlth Insur	36,725	46,927	54,862
3,918	3,736	4,139	4,081	3,359	82 %	5152102	Medicare FICA	2,581	3,233	3,368
32,648	31,601	36,309	35,826	29,707	83 %	5153000	Pension - TCERS	23,140	28,980	27,545
23,245	22,013	24,391	24,043	18,975	79 %	5154000	Alternate Plan	2,990	17,783	18,525
2	9	43	43	0	0 %	5154111	Alt Pln-Nonp Emp	0	50	50
613	550	404	396	352	89 %	5155000	UnemplCompens	643	315	376
361,927	346,878	397,401	392,482	317,159	81 %		Subtotals:	243,918	373,103	389,848
						53	Supplies			
979	757	1,000	1,000	588	59 %	5310000	Admin Supplies	1,000	1,000	1,000
393	396	400	400	0	0 %	5312100	Clothing	400	1,200	1,200
600	0	600	600	576	96 %	5312101	Uniforms	600	600	600
1,973	1,153	2,000	2,000	1,164	58 %		Subtotals:	2,000	2,800	2,800
						54	Other Services and Charges			
22,043	47,136	50,882	50,882	34,667	68 %	5481199	Food Svcs Contrc	0	55,120	55,120
180	0	0	0	0	****	5492306	Cellphone Allow	0	0	0
22,223	47,136	50,882	50,882	34,667	68 %		Subtotals:	0	55,120	55,120
386,124	395,168	450,283	445,364	352,991	79 %		Fund Cost Center Totals:	245,918	431,023	447,768

Galveston County, Texas

Department Budget History and Budget (Expenditures) with FY-T-D Actuals

1202 Fund: Juvenile Justice Fund
2561 Department: Juvenile Justice
256130 Division: JP Court

Current Fiscal Year is 94.5 % Complete

2020 Actual Expenditure	2021 Actual Expenditure	2022 Adopted Budget	2022 Amended Budget	2022 FY-T-D Expenditure	2022 Expenditure Percent	Object	Description	2023 Base Budget	2023 Requested Budget	2023 Tentative Budget
						51	Personnel & Benefits			
94,137	92,634	95,039	95,039	87,352	92 %	5100000	Salaries	95,039	95,039	100,266
6,770	7,150	8,160	8,160	7,501	92 %	5151000	Cnty Hlth Insur	8,161	8,161	9,541
1,359	1,345	1,379	1,379	1,268	92 %	5152102	Medicare FICA	1,379	1,379	1,454
11,404	11,499	12,232	12,232	11,246	92 %	5153000	Pension - TCDRS	12,365	12,365	11,902
8,114	8,008	8,217	8,217	7,172	87 %	5154000	Alternate Plan	7,458	8,217	8,668
213	179	134	134	122	92 %	5155000	UnemplCompens	343	134	161
121,999	120,817	125,161	125,161	114,664	92 %		Subtotals:	124,745	125,295	131,992
						53	Supplies			
105	175	500	500	480	96 %	5310000	Admin Supplies	500	500	500
105	175	500	500	480	96 %		Subtotals:	500	500	500
						54	Other Services and Charges			
0	0	500	500	0	0 %	5423000	M&R Equip	500	500	500
9,851	7,226	15,000	15,000	5,971	40 %	5431000	Interpreters	15,000	10,000	10,000
0	0	3,700	3,700	0	0 %	5431121	Court Reporter	3,700	3,700	3,700
49,549	49,114	50,873	50,873	40,851	80 %	5431400	Court Masters	50,873	50,873	50,873
300	0	888	888	0	0 %	5496100	Travel and Confe	888	888	888
0	0	160	160	0	0 %	5498000	Memb&Dues	160	200	200
59,700	56,341	71,121	71,121	46,822	66 %		Subtotals:	71,121	66,161	66,161
181,805	177,334	196,782	196,782	161,967	82 %		Fund Cost Center Totals:	196,366	191,956	198,653

Galveston County, Texas

Department Budget History and Budget (Expenditures) with FY-T-D Actuals

1202 Fund: Juvenile Justice Fund
 2561 Department: Juvenile Justice
 256155 Division: JJAEP

Current Fiscal Year is 94.5 % Complete

2020 Actual Expenditure	2021 Actual Expenditure	2022 Adopted Budget	2022 Amended Budget	2022 FY-T-D Expenditure	2022 Expenditure Percent	Object	Description	2023 Base Budget	2023 Requested Budget	2023 Tentative Budget
						51	Personnel & Benefits			
100,850	87,080	99,770	99,770	79,270	79 %	5100000	Salaries	76,577	93,843	103,319
0	8	1,000	1,000	0	0 %	5120001	Seasonal Help	0	1,000	1,000
3,143	7,208	10,000	10,000	5,306	53 %	5130000	Overtime	0	10,000	10,000
20,245	21,451	16,320	16,320	17,974	110 %	5151000	Cnty Hlth Insur	12,242	16,323	19,083
1,513	1,375	1,608	1,608	1,261	78 %	5152102	Medicare FICA	1,111	1,362	1,500
12,552	11,621	14,129	14,129	11,084	78 %	5153000	Pension - TCDRS	9,963	12,210	12,265
8,930	8,113	9,492	9,492	7,034	74 %	5154000	Alternate Plan	3,576	7,729	8,529
0	0	14	14	0	0 %	5154111	Alt Pln-Nonp Emp	0	0	0
237	210	157	157	141	90 %	5155000	UnemplCompens	277	133	168
147,473	137,069	152,490	152,490	122,074	80 %		Subtotals:	103,746	142,600	155,864
						53	Supplies			
550	723	900	900	247	28 %	5310000	Admin Supplies	900	900	900
298	0	300	300	0	0 %	5312100	Clothing	300	300	300
279	0	200	200	0	0 %	5312101	Uniforms	200	200	200
1,127	723	1,400	1,400	247	18 %		Subtotals:	1,400	1,400	1,400
						54	Other Services and Charges			
0	0	71,000	71,000	63,230	89 %	5481000	Other ContractSv	0	70,000	70,000
3,804	5,767	8,275	8,275	1,009	12 %	5481199	Food Svcs Contrc	0	8,606	8,606
220	0	0	0	0	****	5492306	Cellphone Allow	0	0	0
4,024	5,767	79,275	79,275	64,239	81 %		Subtotals:	0	78,606	78,606
152,625	143,560	233,165	233,165	186,561	80 %		Fund Cost Center Totals:	105,146	222,606	235,870

Galveston County, Texas

Department Budget History and Budget (Expenditures) with FY-T-D Actuals

1202 Fund: Juvenile Justice Fund
 2561 Department: Juvenile Justice
 256160 Division: JJAEP Allotment Program

Current Fiscal Year is 94.5 % Complete

2020 Actual Expenditure	2021 Actual Expenditure	2022 Adopted Budget	2022 Amended Budget	2022 FY-T-D Expenditure	2022 Expenditure Percent	Object	Description	2023 Base Budget	2023 Requested Budget	2023 Tentative Budget
						53	Supplies			
2,000	2,000	0	2,000	984	49 %	5310000	Admin Supplies	0	2,000	2,000
2,000	2,000	0	2,000	984	49 %		Subtotals:	0	2,000	2,000
2,000	2,000	0	2,000	984	49 %		Fund Cost Center Totals:	0	2,000	2,000

Galveston County, Texas

Department Budget History and Budget (Expenditures) with FY-T-D Actuals

1202 Fund: Juvenile Justice Fund
 9201 Department: Transfers and Reserves
 920180 Division: Fund Balance Reserves

Current Fiscal Year is 94.5 % Complete

2020 Actual Expenditure	2021 Actual Expenditure	2022 Adopted Budget	2022 Amended Budget	2022 FY-T-D Expenditure	2022 Expenditure Percent	Object	Description	2023 Base Budget	2023 Requested Budget	2023 Tentative Budget
						59	Other Financing Uses			
0	0	0	0	0	****		Subtotals:	0	0	0
							Fund Cost Center Totals:	0	0	0
4,661,452	4,571,055	5,262,066	5,188,066	4,048,221	78 %		Juvenile Justice Fund Totals:	3,908,974	5,112,254	5,507,065

Galveston County, Texas

Department Budget History and Budget (Expenditures) with FY-T-D Actuals

1203 Fund: Indigent Health Care Fund
 4401 Department: Contract Services
 440110 Division: Indigent Health Care Fund

Current Fiscal Year is 94.5 % Complete

2020 Actual Expenditure	2021 Actual Expenditure	2022 Adopted Budget	2022 Amended Budget	2022 FY-T-D Expenditure	2022 Expenditure Percent	Object	Description	2023 Base Budget	2023 Requested Budget	2023 Tentative Budget
						54	Other Services and Charges			
2,385,114	1,427,976	2,500,000	2,500,000	1,025,630	41 %	5447500	IndigentMedCrSrv	0	2,500,000	2,500,000
2,385,114	1,427,976	2,500,000	2,500,000	1,025,630	41 %		Subtotals:	0	2,500,000	2,500,000
2,385,114	1,427,976	2,500,000	2,500,000	1,025,630	41 %		Fund Cost Center Totals:	0	2,500,000	2,500,000

Galveston County, Texas

Department Budget History and Budget (Expenditures) with FY-T-D Actuals

1203 Fund: Indigent Health Care Fund
 9201 Department: Transfers and Reserves
 920180 Division: Fund Balance Reserves

Current Fiscal Year is 94.5 % Complete

2020 Actual Expenditure	2021 Actual Expenditure	2022 Adopted Budget	2022 Amended Budget	2022 FY-T-D Expenditure	2022 Expenditure Percent	Object	Description	2023 Base Budget	2023 Requested Budget	2023 Tentative Budget
						59	Other Financing Uses			
0	0	1,000,000	1,000,000	0	0 %	5930000	Bdgeted Rsvrs	1,000,000	1,000,000	1,000,000
0	0	1,000,000	1,000,000	0	0 %		Subtotals:	1,000,000	1,000,000	1,000,000
0	0	1,000,000	1,000,000	0	0 %		Fund Cost Center Totals:	1,000,000	1,000,000	1,000,000
2,385,114	1,427,976	3,500,000	3,500,000	1,025,630	29 %		Indigent Health Care Fund Totals:	1,000,000	3,500,000	3,500,000

Galveston County, Texas

Department Budget History and Budget (Expenditures) with FY-T-D Actuals

1204 Fund: Beach Maintenance-Rd & Bridge
 1721 Department: Fleet Management
 172111 Division: Fleet Mgmt - Galveston

Current Fiscal Year is 94.5 % Complete

2020 Actual Expenditure	2021 Actual Expenditure	2022 Adopted Budget	2022 Amended Budget	2022 FY-T-D Expenditure	2022 Expenditure Percent	Object	Description	2023 Base Budget	2023 Requested Budget	2023 Tentative Budget
						53	Supplies			
0	15,831	16,000	16,000	15,970	100 %	5322010	Fuel	16,000	16,000	16,000
0	15,831	16,000	16,000	15,970	100 %		Subtotals:	16,000	16,000	16,000
						54	Other Services and Charges			
11,130	9,108	30,000	30,000	27,355	91 %	5423000	M&R Equip	30,000	30,000	30,000
11,130	9,108	30,000	30,000	27,355	91 %		Subtotals:	30,000	30,000	30,000
11,130	24,940	46,000	46,000	43,325	94 %		Fund Cost Center Totals:	46,000	46,000	46,000

Galveston County, Texas

Department Budget History and Budget (Expenditures) with FY-T-D Actuals

1204 Fund: Beach Maintenance-Rd & Bridge
5440 Department: Beach Maintenance-Rd & Bridge
544042 Division: Beach Maintenance-Rd & Bridge

Current Fiscal Year is 94.5 % Complete

2020 Actual Expenditure	2021 Actual Expenditure	2022 Adopted Budget	2022 Amended Budget	2022 FY-T-D Expenditure	2022 Expenditure Percent	Object	Description	2023 Base Budget	2023 Requested Budget	2023 Tentative Budget
						51	Personnel & Benefits			
85,634	78,422	99,451	99,451	79,365	80 %	5100000	Salaries	66,564	99,451	103,923
842	54	0	0	457	****	5112001	Vac/SickLvPyOut	0	0	0
0	0	2,000	2,000	0	0 %	5130000	Overtime	0	2,000	2,000
17,006	16,013	24,480	24,480	17,399	71 %	5151000	Cnty Hlth Insur	16,322	24,483	28,623
1,271	1,151	1,472	1,472	1,186	81 %	5152102	Medicare FICA	966	1,443	1,508
10,547	9,735	13,059	13,059	10,275	79 %	5153000	Pension - TCDRS	8,661	12,940	12,337
7,492	6,784	8,773	8,773	6,564	75 %	5154000	Alternate Plan	0	7,805	8,156
245	202	145	145	132	92 %	5155000	UnemplCompens	241	142	168
123,039	112,365	149,380	149,380	115,383	77 %		Subtotals:	92,754	148,264	156,715
						53	Supplies			
8,826	6,857	8,000	8,000	2,503	31 %	5310002	Oper Supplies	8,000	8,000	8,000
467	977	1,800	1,800	270	15 %	5312101	Uniforms	1,800	1,800	1,800
9,294	7,835	9,800	9,800	2,773	28 %		Subtotals:	9,800	9,800	9,800
						54	Other Services and Charges			
71,924	70,588	70,000	70,000	57,321	82 %	5421400	Waste Disposal	70,000	70,000	70,000
28,506	13,882	48,000	48,000	5,893	12 %	5426100	Equip Other Rntl	0	48,000	48,000
130,255	109,947	139,000	139,000	117,416	84 %	5481000	Other ContractSv	0	139,000	139,000
230,686	194,417	257,000	257,000	180,631	70 %		Subtotals:	70,000	257,000	257,000
						57	Capital Outlay			
0	0	132,000	132,000	128,552	97 %	5742000	Heavy Equipment	0	0	0
0	0	132,000	132,000	128,552	97 %		Subtotals:	0	0	0
363,020	314,618	548,180	548,180	427,341	78 %		Fund Cost Center Totals:	172,554	415,064	423,515

Galveston County, Texas

Department Budget History and Budget (Expenditures) with FY-T-D Actuals

1204 Fund: Beach Maintenance-Rd & Bridge
 9201 Department: Transfers and Reserves
 920180 Division: Fund Balance Reserves

Current Fiscal Year is 94.5 % Complete

2020 Actual Expenditure	2021 Actual Expenditure	2022 Adopted Budget	2022 Amended Budget	2022 FY-T-D Expenditure	2022 Expenditure Percent	Object	Description	2023 Base Budget	2023 Requested Budget	2023 Tentative Budget
						59	Other Financing Uses			
0	0	100,000	100,000	0	0 %	5930000	Bdgeted Rsvrs	100,000	100,000	100,000
0	0	100,000	100,000	0	0 %		Subtotals:	100,000	100,000	100,000
0	0	100,000	100,000	0	0 %		Fund Cost Center Totals:	100,000	100,000	100,000
374,150	339,559	694,180	694,180	470,666	68 %		Beach Maintenance-Rd & Bridge	318,554	561,064	569,515

Galveston County, Texas

Department Budget History and Budget (Expenditures) with FY-T-D Actuals

1205 Fund: Probate Judicial Education Fnd
 1223 Department: Probate Court
 122322 Division: Probate Judicial Education Fnd

Current Fiscal Year is 94.5 % Complete

2020 Actual Expenditure	2021 Actual Expenditure	2022 Adopted Budget	2022 Amended Budget	2022 FY-T-D Expenditure	2022 Expenditure Percent	Object	Description	2023 Base Budget	2023 Requested Budget	2023 Tentative Budget
						54	Other Services and Charges			
2,228	2,672	3,000	3,000	2,706	90 %	5431111	Probate Court	3,000	3,000	3,000
0	650	2,000	2,000	2,110	106 %	5496100	Travel and Confe	2,000	4,000	4,000
2,228	3,322	5,000	5,000	4,816	96 %		Subtotals:	5,000	7,000	7,000
2,228	3,322	5,000	5,000	4,816	96 %		Fund Cost Center Totals:	5,000	7,000	7,000
2,228	3,322	5,000	5,000	4,816	96 %		Probate Judicial Education Fnd Totals:	5,000	7,000	7,000

Galveston County, Texas

Department Budget History and Budget (Expenditures) with FY-T-D Actuals

1206 Fund: Child Welfare Fund
4433 Department: Child Welfare
443300 Division: Child Welfare

Current Fiscal Year is 94.5 % Complete

2020 Actual Expenditure	2021 Actual Expenditure	2022 Adopted Budget	2022 Amended Budget	2022 FY-T-D Expenditure	2022 Expenditure Percent	Object	Description	2023 Base Budget	2023 Requested Budget	2023 Tentative Budget
						51	Personnel & Benefits			
40,314	40,200	41,054	41,054	37,729	92 %	5100000	Salaries	41,054	41,054	43,312
6,808	7,150	8,160	8,160	7,501	92 %	5151000	Cnty Hlth Insur	8,161	8,161	9,541
586	585	596	596	549	92 %	5152102	Medicare FICA	596	596	629
4,911	4,990	5,284	5,284	4,857	92 %	5153000	Pension - TCDRS	5,342	5,342	5,142
3,494	3,475	3,550	3,550	3,097	87 %	5154000	Alternate Plan	3,222	3,550	3,745
93	78	58	58	53	92 %	5155000	UnemplCompens	148	58	70
56,208	56,480	58,702	58,702	53,788	92 %		Subtotals:	58,523	58,761	62,439
						53	Supplies			
28,488	36,108	60,000	60,000	29,337	49 %	5312100	Clothing	60,000	60,000	60,000
0	0	500	500	0	0 %	5316011	Pharmaceut Suppl	500	500	500
28,488	36,108	60,500	60,500	29,337	48 %		Subtotals:	60,500	60,500	60,500
						54	Other Services and Charges			
100,969	200,742	100,969	100,969	84,140	83 %	5412133	Phys Assistant	0	200,942	200,942
382	1,712	5,000	5,000	1,442	29 %	5441301	Placement Serv	5,000	5,000	5,000
0	0	200	200	0	0 %	5442101	Fstr Care Cnty	200	200	200
951	2,217	3,000	3,000	1,358	45 %	5443200	Rnbw Rm Galv Co	0	3,000	3,000
10,000	9,970	10,000	10,000	8,490	85 %	5449105	Child Advoc Prj	0	10,000	10,000
2,711	150	3,500	3,500	1,339	38 %	5449125	Emg Family Supp	3,500	3,500	3,500
24,450	24,247	30,000	30,000	24,294	81 %	5495511	Comm Education	30,000	30,000	30,000
0	0	1,200	1,200	0	0 %	5496100	Travel and Confe	1,200	3,200	3,200
3,858	4,345	4,000	4,000	1,932	48 %	5499351	Clt Doc/Off Rec	4,000	4,000	4,000
143,322	243,384	157,869	157,869	123,000	78 %		Subtotals:	43,900	259,842	259,842
228,019	335,973	277,071	277,071	206,126	74 %		Fund Cost Center Totals:	162,923	379,103	382,781

Galveston County, Texas

Department Budget History and Budget (Expenditures) with FY-T-D Actuals

1206 Fund: Child Welfare Fund
 9201 Department: Transfers and Reserves
 920180 Division: Fund Balance Reserves

Current Fiscal Year is 94.5 % Complete

2020 Actual Expenditure	2021 Actual Expenditure	2022 Adopted Budget	2022 Amended Budget	2022 FY-T-D Expenditure	2022 Expenditure Percent	Object	Description	2023 Base Budget	2023 Requested Budget	2023 Tentative Budget
						59	Other Financing Uses			
0	0	0	0	0	****		Subtotals:	0	0	0
							Fund Cost Center Totals:	0	0	0
228,019	335,973	277,071	277,071	206,126	74 %		Child Welfare Fund Totals:	162,923	379,103	382,781

Galveston County, Texas

Department Budget History and Budget (Expenditures) with FY-T-D Actuals

1207 Fund: Economic Development
6521 Department: Economic Development
652133 Division: Economic Development

Current Fiscal Year is 94.5 % Complete

2020 Actual Expenditure	2021 Actual Expenditure	2022 Adopted Budget	2022 Amended Budget	2022 FY-T-D Expenditure	2022 Expenditure Percent	Object	Description	2023 Base Budget	2023 Requested Budget	2023 Tentative Budget
						51	Personnel & Benefits			
172,206	164,916	171,209	171,209	153,218	89 %	5100000	Salaries	170,369	170,369	183,532
13,616	12,847	16,320	16,320	14,374	88 %	5151000	Cnty Hlth Insur	16,322	16,322	19,082
2,501	2,426	2,484	2,484	2,250	91 %	5152102	Medicare FICA	2,471	2,471	2,662
20,979	20,729	22,036	22,036	19,931	90 %	5153000	Pension - TCDRS	22,166	22,166	21,786
14,928	14,437	14,802	14,802	12,719	86 %	5154000	Alternate Plan	10,076	14,394	15,468
395	336	241	241	220	92 %	5155000	UnemplCompens	615	239	294
224,626	215,693	227,092	227,092	202,714	89 %		Subtotals:	222,019	225,961	242,824
						53	Supplies			
1,040	972	1,500	1,500	115	8 %	5310000	Admin Supplies	1,500	1,500	1,500
208	486	750	750	196	26 %	5317000	BooksPriodcls	750	750	750
1,248	1,458	2,250	2,250	311	14 %		Subtotals:	2,250	2,250	2,250
						54	Other Services and Charges			
0	0	2,500	2,500	0	0 %	5410000	Prof Serv	2,500	2,500	2,500
0	0	2,500	2,500	0	0 %	5419301	Software Licensi	0	2,500	2,500
25,120	35,399	50,750	55,750	45,000	81 %	5481000	Other ContractSv	0	50,000	50,000
15,901	16,376	30,000	30,000	12,344	41 %	5493100	Marketing and Ad	30,000	30,000	30,000
0	0	5,000	5,000	0	0 %	5494100	Printing	5,000	5,000	5,000
4,031	5,893	10,000	10,000	3,610	36 %	5496100	Travel and Confe	10,000	3,838	3,838
1,297	938	3,200	3,200	2,698	84 %	5496301	Business Mileage	3,200	5,000	5,000
2,110	2,004	5,000	5,000	1,585	32 %	5498000	Memb&Dues	5,000	3,770	3,770
535	0	2,000	2,000	59	3 %	5499231	In-House Meeting	2,000	2,000	2,000
35,000	0	0	0	0	****	5499232	Economic Develop	0	0	0
83,995	60,611	110,950	115,950	65,297	56 %		Subtotals:	57,700	104,608	104,608

55 Inter/Intragvrnmntl Expenditrs

Galveston County, Texas

Department Budget History and Budget (Expenditures) with FY-T-D Actuals

1207 Fund: Economic Development
 6521 Department: Economic Development
 652133 Division: Economic Development

Current Fiscal Year is 94.5 % Complete

2020 Actual Expenditure	2021 Actual Expenditure	2022 Adopted Budget	2022 Amended Budget	2022 FY-T-D Expenditure	2022 Expenditure Percent	Object	Description	2023 Base Budget	2023 Requested Budget	2023 Tentative Budget
0	0	0	0	0	****		Subtotals:	0	0	0
309,870	277,763	340,292	345,292	268,323	78 %		Fund Cost Center Totals:	281,969	332,819	349,682
309,870	277,763	340,292	345,292	268,323	78 %		Economic Development Totals:	281,969	332,819	349,682

Galveston County, Texas

Department Budget History and Budget (Expenditures) with FY-T-D Actuals

1208 Fund: County Specialty Court Fund
1208 Department: Mental Health Court Program
120800 Division: Mental Health Court Program

Current Fiscal Year is 94.5 % Complete

2020 Actual Expenditure	2021 Actual Expenditure	2022 Adopted Budget	2022 Amended Budget	2022 FY-T-D Expenditure	2022 Expenditure Percent	Object	Description	2023 Base Budget	2023 Requested Budget	2023 Tentative Budget
						51	Personnel & Benefits			
93,245	155,115	198,134	254,767	198,950	78 %	5100000	Salaries	234,374	328,392	323,288
0	0	0	4,080	2,824	69 %	5151000	Cnty Hlth Insur	0	8,161	9,541
1,355	2,256	2,875	3,697	2,893	78 %	5152102	Medicare FICA	3,399	4,763	4,690
4,987	9,413	15,334	18,538	13,137	71 %	5153000	Pension - TCDRS	12,279	24,512	21,093
3,516	6,554	10,300	12,591	8,158	65 %	5154000	Alternate Plan	3,090	15,849	14,901
720	1,086	1,083	1,083	1,332	123 %	5154111	Alt Pln-Nonp Emp	1,918	1,918	1,995
152	402	279	340	255	75 %	5155000	UnemplCompens	845	463	519
103,977	174,828	228,005	295,096	227,552	77 %		Subtotals:	255,905	384,058	376,027
						53	Supplies			
0	0	0	3,000	0	0 %	5310001	ExtraordinarySpl	0	3,000	3,000
0	0	0	3,000	0	0 %		Subtotals:	0	3,000	3,000
						54	Other Services and Charges			
0	0	0	0	0	****	5412101	Contract Medical	0	0	67,222
0	12,000	12,000	12,000	9,000	75 %	5431201	Crt Apptd Attorn	12,000	12,000	12,000
34,553	99,008	366,139	366,139	55,587	15 %	5448060	Gulf Cst Ctr-MH	366,139	366,139	292,189
0	366	1,620	1,620	446	28 %	5492100	Mobile Phone Exp	1,620	1,620	1,620
0	6,899	6,000	6,500	5,934	91 %	5496100	Travel and Confe	6,000	20,630	20,630
0	390	1,200	1,200	278	23 %	5496301	Business Mileage	1,200	1,200	1,200
34,553	118,665	386,959	387,459	71,247	18 %		Subtotals:	386,959	401,589	394,861
						56	Other Expenses			
5,742	19,734	20,000	20,000	16,875	84 %	5601061	CSCD-Hlth Ins	20,000	20,000	20,000
5,742	19,734	20,000	20,000	16,875	84 %		Subtotals:	20,000	20,000	20,000
144,273	313,228	634,964	705,555	315,675	45 %		Fund Cost Center Totals:	662,864	808,647	793,888

Galveston County, Texas

Department Budget History and Budget (Expenditures) with FY-T-D Actuals

1208 Fund: County Specialty Court Fund
 1209 Department: Veteran's Court
 120900 Division: Veterans Participation Program

Current Fiscal Year is 94.5 % Complete

2020 Actual Expenditure	2021 Actual Expenditure	2022 Adopted Budget	2022 Amended Budget	2022 FY-T-D Expenditure	2022 Expenditure Percent	Object	Description	2023 Base Budget	2023 Requested Budget	2023 Tentative Budget
						53	Supplies			
1,692	684	3,000	1,050	398	38 %	5310000	Admin Supplies	3,000	3,000	3,000
1,692	684	3,000	1,050	398	38 %		Subtotals:	3,000	3,000	3,000
						54	Other Services and Charges			
100	1,617	3,000	3,000	656	22 %	5411100	Admin Costs	0	3,000	3,000
14,000	22,000	24,000	15,248	0	0 %	5431201	Crt Apptd Attorn	24,000	24,000	24,000
2,273	4,603	7,600	7,600	5,262	69 %	5496100	Travel and Confe	7,600	7,600	7,600
889	1,507	3,000	4,950	4,188	85 %	5499231	In-House Meeting	3,000	4,950	4,950
17,263	29,728	37,600	30,798	10,107	33 %		Subtotals:	34,600	39,550	39,550
18,955	30,413	40,600	31,848	10,506	33 %		Fund Cost Center Totals:	37,600	42,550	42,550

Galveston County, Texas

Department Budget History and Budget (Expenditures) with FY-T-D Actuals

1208 Fund: County Specialty Court Fund
 2551 Department: Adult Probation
 255126 Division: Adult Drug Court Program Fees

Current Fiscal Year is 94.5 % Complete

2020 Actual Expenditure	2021 Actual Expenditure	2022 Adopted Budget	2022 Amended Budget	2022 FY-T-D Expenditure	2022 Expenditure Percent	Object	Description	2023 Base Budget	2023 Requested Budget	2023 Tentative Budget
						51	Personnel & Benefits			
0	0	0	0	0	****		Subtotals:	0	0	0
						54	Other Services and Charges			
35,668	1,704	33,500	33,490	12,525	37 %	5412101	Contract Medical	33,500	33,500	33,500
11,000	13,000	12,000	12,000	10,000	83 %	5431201	Crt Apptd Attorn	12,000	12,000	12,000
0	350	2,320	2,320	2,028	87 %	5496100	Travel and Confe	2,320	2,320	2,320
46,668	15,054	47,820	47,810	24,554	51 %		Subtotals:	47,820	47,820	47,820
46,668	15,054	47,820	47,810	24,554	51 %		Fund Cost Center Totals:	47,820	47,820	47,820
209,898	358,697	723,384	785,213	350,736	45 %	County Specialty Court Fund Totals:		748,284	899,017	884,258

Galveston County, Texas

Department Budget History and Budget (Expenditures) with FY-T-D Actuals

1209 Fund: GOMESA Coastal Consrvn Fund
 6101 Department: County Extension Service
 610100 Division: Coastal Restoration and Conser

Current Fiscal Year is 94.5 % Complete

2020 Actual Expenditure	2021 Actual Expenditure	2022 Adopted Budget	2022 Amended Budget	2022 FY-T-D Expenditure	2022 Expenditure Percent	Object	Description	2023 Base Budget	2023 Requested Budget	2023 Tentative Budget
						54	Other Services and Charges			
0	89,777	121,400	121,400	77,420	64 %	5410000	Prof Serv	121,400	121,400	121,400
15,386	12,841	250,000	250,000	24,253	10 %	5462000	Beach Maintenanc	250,000	250,000	250,000
15,386	102,618	371,400	371,400	101,673	27 %		Subtotals:	371,400	371,400	371,400
15,386	102,618	371,400	371,400	101,673	27 %		Fund Cost Center Totals:	371,400	371,400	371,400

Galveston County, Texas

Department Budget History and Budget (Expenditures) with FY-T-D Actuals

1209 Fund: GOMESA Coastal Consrvn Fund
 9201 Department: Transfers and Reserves
 920180 Division: Fund Balance Reserves

Current Fiscal Year is 94.5 % Complete

2020 Actual Expenditure	2021 Actual Expenditure	2022 Adopted Budget	2022 Amended Budget	2022 FY-T-D Expenditure	2022 Expenditure Percent	Object	Description	2023 Base Budget	2023 Requested Budget	2023 Tentative Budget
						59	Other Financing Uses			
0	0	1,000,000	1,000,000	0	0 %	5930000	Bdgeted Rsvrs	1,000,000	1,000,000	1,000,000
0	0	1,000,000	1,000,000	0	0 %		Subtotals:	1,000,000	1,000,000	1,000,000
0	0	1,000,000	1,000,000	0	0 %		Fund Cost Center Totals:	1,000,000	1,000,000	1,000,000
15,386	102,618	1,371,400	1,371,400	101,673	7 %	GOMESA Coastal Consrvn Fund		1,371,400	1,371,400	1,371,400

Galveston County, Texas

Department Budget History and Budget (Expenditures) with FY-T-D Actuals

1212 Fund: County Jury Fund
 1219 Department: District Court Administration
 121900 Division: District Court Administration

Current Fiscal Year is 94.5 % Complete

2020 Actual Expenditure	2021 Actual Expenditure	2022 Adopted Budget	2022 Amended Budget	2022 FY-T-D Expenditure	2022 Expenditure Percent	Object	Description	2023 Base Budget	2023 Requested Budget	2023 Tentative Budget
						54	Other Services and Charges			
0	4,908	9,000	9,000	7,857	87 %	5431050	Jury Expend	9,000	9,000	9,000
0	4,908	9,000	9,000	7,857	87 %		Subtotals:	9,000	9,000	9,000
0	4,908	9,000	9,000	7,857	87 %		Fund Cost Center Totals:	9,000	9,000	9,000

Galveston County, Texas

Department Budget History and Budget (Expenditures) with FY-T-D Actuals

1212 Fund: County Jury Fund
 1229 Department: County Court Administration
 122900 Division: County Court Administration

Current Fiscal Year is 94.5 % Complete

2020 Actual Expenditure	2021 Actual Expenditure	2022 Adopted Budget	2022 Amended Budget	2022 FY-T-D Expenditure	2022 Expenditure Percent	Object	Description	2023 Base Budget	2023 Requested Budget	2023 Tentative Budget
						54	Other Services and Charges			
0	680	1,800	1,800	546	30 %	5431050	Jury Expend	1,800	2,500	2,500
0	680	1,800	1,800	546	30 %		Subtotals:	1,800	2,500	2,500
0	680	1,800	1,800	546	30 %		Fund Cost Center Totals:	1,800	2,500	2,500

Galveston County, Texas

Department Budget History and Budget (Expenditures) with FY-T-D Actuals

1212 Fund: County Jury Fund
 1261 Department: District Clerk
 126100 Division: District Clerk

Current Fiscal Year is 94.5 % Complete

2020 Actual Expenditure	2021 Actual Expenditure	2022 Adopted Budget	2022 Amended Budget	2022 FY-T-D Expenditure	2022 Expenditure Percent	Object	Description	2023 Base Budget	2023 Requested Budget	2023 Tentative Budget
						54	Other Services and Charges			
0	230,360	400,000	400,000	224,058	56 %	5431050	Jury Expend	400,000	400,000	400,000
0	30,516	50,000	50,000	36,038	72 %	5431054	Grand Jury Expen	50,000	50,000	50,000
0	260,876	450,000	450,000	260,096	58 %		Subtotals:	450,000	450,000	450,000
0	260,876	450,000	450,000	260,096	58 %		Fund Cost Center Totals:	450,000	450,000	450,000
0	266,465	460,800	460,800	268,499	58 %		County Jury Fund Totals:	460,800	461,500	461,500

Galveston County, Texas

Department Budget History and Budget (Expenditures) with FY-T-D Actuals

2101 Fund: Cnty Records Mgmt & Preserv
1160 Department: County Records Management
116020 Division: Co Records Mgmt. & Presv Fnd

Current Fiscal Year is 94.5 % Complete

2020 Actual Expenditure	2021 Actual Expenditure	2022 Adopted Budget	2022 Amended Budget	2022 FY-T-D Expenditure	2022 Expenditure Percent	Object	Description	2023 Base Budget	2023 Requested Budget	2023 Tentative Budget
						51	Personnel & Benefits			
39,838	40,720	41,575	41,575	38,213	92 %	5100000	Salaries	41,575	41,575	43,654
98	495	500	500	241	48 %	5130000	Overtime	0	500	500
6,808	7,150	8,160	8,160	7,501	92 %	5151000	Cnty Hlth Insur	8,161	8,161	9,541
581	599	611	611	559	92 %	5152102	Medicare FICA	603	603	633
4,864	5,116	5,416	5,416	4,950	91 %	5153000	Pension - TCDRS	5,409	5,409	5,182
3,462	3,563	3,639	3,639	3,157	87 %	5154000	Alternate Plan	3,263	3,595	3,774
96	80	60	60	55	92 %	5155000	UnemplCompens	150	59	70
55,749	57,725	59,961	59,961	54,678	91 %		Subtotals:	59,161	59,902	63,354
						53	Supplies			
0	0	1,000	1,000	0	0 %	5310000	Admin Supplies	1,000	1,000	1,000
0	0	1,000	1,000	0	0 %		Subtotals:	1,000	1,000	1,000
						54	Other Services and Charges			
0	0	0	0	0	****		Subtotals:	0	0	0
						56	Other Expenses			
0	0	0	0	0	****		Subtotals:	0	0	0
						59	Other Financing Uses			
0	0	0	0	0	****		Subtotals:	0	0	0
55,749	57,725	60,961	60,961	54,678	90 %		Fund Cost Center Totals:	60,161	60,902	64,354

Galveston County, Texas

Department Budget History and Budget (Expenditures) with FY-T-D Actuals

2101 Fund: Cnty Records Mgmt & Preserv
 9201 Department: Transfers and Reserves
 920180 Division: Fund Balance Reserves

Current Fiscal Year is 94.5 % Complete

2020 Actual Expenditure	2021 Actual Expenditure	2022 Adopted Budget	2022 Amended Budget	2022 FY-T-D Expenditure	2022 Expenditure Percent	Object	Description	2023 Base Budget	2023 Requested Budget	2023 Tentative Budget
						51	Personnel & Benefits			
0	0	0	0	0	****		Subtotals:	0	0	0
						59	Other Financing Uses			
0	0	100,000	100,000	0	0 %	5930000	Bdgeted Rsvrs	100,000	100,000	100,000
0	0	100,000	100,000	0	0 %		Subtotals:	100,000	100,000	100,000
0	0	100,000	100,000	0	0 %		Fund Cost Center Totals:	100,000	100,000	100,000

Galveston County, Texas

Department Budget History and Budget (Expenditures) with FY-T-D Actuals

2101 Fund: Cnty Records Mgmt & Preserv
 9210 Department: Interfund Oper Transfers Out
 921010 Division: Transfers & Reserves

Current Fiscal Year is 94.5 % Complete

2020 Actual Expenditure	2021 Actual Expenditure	2022 Adopted Budget	2022 Amended Budget	2022 FY-T-D Expenditure	2022 Expenditure Percent	Object	Description	2023 Base Budget	2023 Requested Budget	2023 Tentative Budget
						56	Other Expenses			
0	0	0	0	0	****		Subtotals:	0	0	0
						59	Other Financing Uses			
0	0	0	0	0	****		Subtotals:	0	0	0
0	0	0	0	0	****		Fund Cost Center Totals:	0	0	0

Galveston County, Texas

Department Budget History and Budget (Expenditures) with FY-T-D Actuals

2101 Fund: Cnty Records Mgmt & Preserv
 9999 Department: Budget Projections
 999998 Division: Budget Projections

Current Fiscal Year is 94.5 % Complete

2020 Actual Expenditure	2021 Actual Expenditure	2022 Adopted Budget	2022 Amended Budget	2022 FY-T-D Expenditure	2022 Expenditure Percent	Object	Description	2023 Base Budget	2023 Requested Budget	2023 Tentative Budget
						51	Personnel & Benefits			
0	0	0	0	0	****		Subtotals:	0	0	0
						54	Other Services and Charges			
0	0	0	0	0	****		Subtotals:	0	0	0
						56	Other Expenses			
0	0	0	0	0	****		Subtotals:	0	0	0
0	0	0	0	0	****		Fund Cost Center Totals:	0	0	0
55,749	57,725	160,961	160,961	54,678	34 %	Cnty Records Mgmt & Preserv Totals:		160,161	160,902	164,354

Galveston County, Texas

Department Budget History and Budget (Expenditures) with FY-T-D Actuals

2102 Fund: Co Clerk Rec Mgt & Pres Fund
1140 Department: County Clerk
114020 Division: Co Clerk Rec Mgmt & Pres. Fnd

Current Fiscal Year is 94.5 % Complete

2020 Actual Expenditure	2021 Actual Expenditure	2022 Adopted Budget	2022 Amended Budget	2022 FY-T-D Expenditure	2022 Expenditure Percent	Object	Description	2023 Base Budget	2023 Requested Budget	2023 Tentative Budget
						51	Personnel & Benefits			
176,767	176,298	177,962	177,962	113,558	64 %	5100000	Salaries	152,636	152,636	159,783
0	0	0	0	21,161	****	5112001	Vac/SickLvPyOut	0	0	0
20,424	21,451	24,480	24,480	17,167	70 %	5151000	Cnty Hlth Insur	16,322	24,483	28,623
8,317	8,117	4,059	4,059	3,720	92 %	5151001	Self Insurance	0	0	0
2,588	2,583	2,581	2,581	1,966	76 %	5152102	Medicare FICA	2,215	2,215	2,319
21,535	21,885	22,905	22,905	17,304	76 %	5153000	Pension - TCDRS	19,859	19,859	18,968
15,323	15,241	15,386	15,386	11,232	73 %	5154000	Alternate Plan	11,979	12,808	13,411
406	340	250	250	229	92 %	5155000	UnemplCompens	551	216	258
1,786	1,786	545	545	499	92 %	5156000	Worker's Compens	0	0	0
247,148	247,703	248,168	248,168	186,841	75 %	Subtotals:		203,562	212,217	223,362
						53	Supplies			
11,651	11,046	14,000	14,000	10,711	77 %	5310000	Admin Supplies	14,000	14,000	14,000
14,922	4,637	18,500	135,902	120,902	89 %	5310001	ExtraordinarySpl	0	25,550	25,550
26,574	15,684	32,500	149,902	131,613	88 %	Subtotals:		14,000	39,550	39,550
						54	Other Services and Charges			
75,548	70,450	94,300	94,300	61,930	66 %	5423000	M&R Equip	0	64,800	64,800
40,052	67,274	115,000	115,000	86,601	75 %	5481000	Other ContractSv	0	120,000	120,000
1,027	7,563	12,400	17,400	6,982	40 %	5496100	Travel and Confe	12,400	12,400	19,400
642	652	800	800	507	63 %	5496301	Business Mileage	800	800	2,000
117,269	145,940	222,500	227,500	156,022	69 %	Subtotals:		13,200	198,000	206,200
						56	Other Expenses			
0	0	0	0	0	****	Subtotals:		0	0	0
						57	Capital Outlay			
186,955	5,135	390,000	390,000	0	0 %	5750000	C.Outlay-Tech	0	220,000	220,000

Galveston County, Texas

Department Budget History and Budget (Expenditures) with FY-T-D Actuals

2102 Fund: Co Clerk Rec Mgt & Pres Fund
 1140 Department: County Clerk
 114020 Division: Co Clerk Rec Mgmt & Pres. Fnd

Current Fiscal Year is 94.5 % Complete

2020 Actual Expenditure	2021 Actual Expenditure	2022 Adopted Budget	2022 Amended Budget	2022 FY-T-D Expenditure	2022 Expenditure Percent	Object	Description	2023 Base Budget	2023 Requested Budget	2023 Tentative Budget
186,955	5,135	390,000	390,000	0	0 %		Subtotals:	0	220,000	220,000
						59	Other Financing Uses			
0	0	0	0	0	****		Subtotals:	0	0	0
577,947	414,463	893,168	1,015,570	474,477	47 %		Fund Cost Center Totals:	230,762	669,767	689,112

Galveston County, Texas

Department Budget History and Budget (Expenditures) with FY-T-D Actuals

2102 Fund: Co Clerk Rec Mgt & Pres Fund
 9201 Department: Transfers and Reserves
 920180 Division: Fund Balance Reserves

Current Fiscal Year is 94.5 % Complete

2020 Actual Expenditure	2021 Actual Expenditure	2022 Adopted Budget	2022 Amended Budget	2022 FY-T-D Expenditure	2022 Expenditure Percent	Object	Description	2023 Base Budget	2023 Requested Budget	2023 Tentative Budget
						51	Personnel & Benefits			
0	0	0	0	0	****		Subtotals:	0	0	0
						59	Other Financing Uses			
0	0	500,000	377,598	0	0 %	5930000	Bdgeted Rsvrs	500,000	500,000	500,000
0	0	500,000	377,598	0	0 %		Subtotals:	500,000	500,000	500,000
0	0	500,000	377,598	0	0 %		Fund Cost Center Totals:	500,000	500,000	500,000

Galveston County, Texas

Department Budget History and Budget (Expenditures) with FY-T-D Actuals

2102 Fund: Co Clerk Rec Mgt & Pres Fund
 9210 Department: Interfund Oper Transfers Out
 921010 Division: Transfers & Reserves

Current Fiscal Year is 94.5 % Complete

2020 Actual Expenditure	2021 Actual Expenditure	2022 Adopted Budget	2022 Amended Budget	2022 FY-T-D Expenditure	2022 Expenditure Percent	Object	Description	2023 Base Budget	2023 Requested Budget	2023 Tentative Budget
						56	Other Expenses			
0	0	0	0	0	****		Subtotals:	0	0	0
						59	Other Financing Uses			
0	0	0	0	0	****		Subtotals:	0	0	0
0	0	0	0	0	****		Fund Cost Center Totals:	0	0	0

Galveston County, Texas

Department Budget History and Budget (Expenditures) with FY-T-D Actuals

2102 Fund: Co Clerk Rec Mgt & Pres Fund
 9999 Department: Budget Projections
 999998 Division: Budget Projections

Current Fiscal Year is 94.5 % Complete

2020 Actual Expenditure	2021 Actual Expenditure	2022 Adopted Budget	2022 Amended Budget	2022 FY-T-D Expenditure	2022 Expenditure Percent	Object	Description	2023 Base Budget	2023 Requested Budget	2023 Tentative Budget
						51	Personnel & Benefits			
0	0	0	0	0	****		Subtotals:	0	0	0
						54	Other Services and Charges			
0	0	0	0	0	****		Subtotals:	0	0	0
						56	Other Expenses			
0	0	0	0	0	****		Subtotals:	0	0	0
						57	Capital Outlay			
0	0	0	0	0	****		Subtotals:	0	0	0
0	0	0	0	0	****		Fund Cost Center Totals:	0	0	0
577,947	414,463	1,393,168	1,393,168	474,477	34	Co Clerk Rec Mgt & Pres Fund Totals:		730,762	1,169,767	1,189,112

Galveston County, Texas

Department Budget History and Budget (Expenditures) with FY-T-D Actuals

2103 Fund: Election Srvs Contract Fund
 1140 Department: County Clerk
 114031 Division: Election Services

Current Fiscal Year is 94.5 % Complete

2020 Actual Expenditure	2021 Actual Expenditure	2022 Adopted Budget	2022 Amended Budget	2022 FY-T-D Expenditure	2022 Expenditure Percent	Object	Description	2023 Base Budget	2023 Requested Budget	2023 Tentative Budget
						51	Personnel & Benefits			
0	73,051	75,000	75,000	160,349	214 %	5120001	Seasonal Help	0	75,000	250,000
0	2,976	10,000	10,000	1,992	20 %	5130000	Overtime	0	10,000	10,000
0	940	1,233	1,233	2,013	163 %	5152102	Medicare FICA	0	1,300	1,300
0	129	1,287	1,287	259	20 %	5153000	Pension - TCDRS	0	1,300	1,300
0	91	865	865	156	18 %	5154000	Alternate Plan	0	1,000	1,000
0	228	1,028	1,028	814	79 %	5154111	Alt Pln-Nonp Emp	0	1,100	1,100
196	165	119	119	109	92 %	5155000	UnemplCompens	0	200	200
196	77,581	89,532	89,532	165,694	185 %		Subtotals:	0	89,900	264,900
						53	Supplies			
0	0	30,000	30,000	19,535	65 %	5310000	Admin Supplies	30,000	30,000	30,000
399	0	500	500	0	0 %	5312101	Uniforms	500	5,000	5,000
399	0	30,500	30,500	19,535	64 %		Subtotals:	30,500	35,000	35,000
						54	Other Services and Charges			
0	0	18,000	18,000	0	0 %	5449202	Voter Expenditur	18,000	18,000	18,000
49,727	32,580	100,000	100,000	17,201	17 %	5481000	Other ContractSv	0	20,000	20,000
0	0	160	160	0	0 %	5493100	Marketing and Ad	160	160	160
49,727	32,580	118,160	118,160	17,201	15 %		Subtotals:	18,160	38,160	38,160
						57	Capital Outlay			
1,670,956	0	0	3,200,000	3,200,000	100 %	5745100	Voting Equipment	0	0	0
1,670,956	0	0	3,200,000	3,200,000	100 %		Subtotals:	0	0	0
						59	Other Financing Uses			
0	0	0	0	0	****		Subtotals:	0	0	0

Galveston County, Texas

Department Budget History and Budget (Expenditures) with FY-T-D Actuals

2103 Fund: Election Srvs Contract Fund
 1140 Department: County Clerk
 114031 Division: Election Services

Current Fiscal Year is 94.5 % Complete

2020 Actual Expenditure	2021 Actual Expenditure	2022 Adopted Budget	2022 Amended Budget	2022 FY-T-D Expenditure	2022 Expenditure Percent	Object	Description	2023 Base Budget	2023 Requested Budget	2023 Tentative Budget
1,721,280	110,162	238,192	3,438,192	3,402,430	99 %		Fund Cost Center Totals:	48,660	163,060	338,060

Galveston County, Texas

Department Budget History and Budget (Expenditures) with FY-T-D Actuals

2103 Fund: Election Srvs Contract Fund
 1140 Department: County Clerk
 114032 Division: Elect P/T Staff Augmentation

Current Fiscal Year is 94.5 % Complete

2020 Actual Expenditure	2021 Actual Expenditure	2022 Adopted Budget	2022 Amended Budget	2022 FY-T-D Expenditure	2022 Expenditure Percent	Object	Description	2023 Base Budget	2023 Requested Budget	2023 Tentative Budget
						51	Personnel & Benefits			
0	24,959	45,000	45,000	5,957	13 %	5120001	Seasonal Help	0	45,000	45,000
0	0	0	0	114	****	5130000	Overtime	0	0	0
0	391	653	653	88	13 %	5152102	Medicare FICA	0	1,000	1,000
0	364	617	617	83	13 %	5154111	Alt Pln-Nonp Emp	0	1,000	1,000
104	87	63	63	57	92 %	5155000	UnemplCompens	0	100	100
104	25,802	46,333	46,333	6,301	14 %		Subtotals:	0	47,100	47,100
						53	Supplies			
0	0	0	0	0	****		Subtotals:	0	0	0
104	25,802	46,333	46,333	6,301	14 %		Fund Cost Center Totals:	0	47,100	47,100

Galveston County, Texas

Department Budget History and Budget (Expenditures) with FY-T-D Actuals

2103 Fund: Election Srvs Contract Fund
 9201 Department: Transfers and Reserves
 920180 Division: Fund Balance Reserves

Current Fiscal Year is 94.5 % Complete

2020 Actual Expenditure	2021 Actual Expenditure	2022 Adopted Budget	2022 Amended Budget	2022 FY-T-D Expenditure	2022 Expenditure Percent	Object	Description	2023 Base Budget	2023 Requested Budget	2023 Tentative Budget
						59	Other Financing Uses			
0	0	0	0	0	****		Subtotals:	0	0	0
0	0	0	0	0	****		Fund Cost Center Totals:	0	0	0
1,721,384	135,964	284,525	3,484,525	3,408,732	98 %		Election Srvs Contract Fund Totals:	48,660	210,160	385,160

Galveston County, Texas

Department Budget History and Budget (Expenditures) with FY-T-D Actuals

2105 Fund: Dist Clrk Chld Support IV-D
 1261 Department: District Clerk
 126110 Division: D.C. Child Support IV-D

Current Fiscal Year is 94.5 % Complete

2020 Actual Expenditure	2021 Actual Expenditure	2022 Adopted Budget	2022 Amended Budget	2022 FY-T-D Expenditure	2022 Expenditure Percent	Object	Description	2023 Base Budget	2023 Requested Budget	2023 Tentative Budget
						51	Personnel & Benefits			
0	0	31,321	31,321	0	0 %	5100000	Salaries	31,321	0	0
0	0	8,160	8,160	0	0 %	5151000	Cnty Hlth Insur	0	0	0
0	0	455	455	0	0 %	5152102	Medicare FICA	455	0	0
0	0	4,032	4,032	0	0 %	5153000	Pension - TCDRS	4,075	0	0
0	0	2,708	2,708	0	0 %	5154000	Alternate Plan	2,458	0	0
0	61	44	44	40	92 %	5155000	UnemplCompens	113	0	0
0	61	46,720	46,720	40	0 %		Subtotals:	38,422	0	0
0	61	46,720	46,720	40	0 %		Fund Cost Center Totals:	38,422	0	0

Galveston County, Texas

Department Budget History and Budget (Expenditures) with FY-T-D Actuals

2105 Fund: Dist Clrk Chld Support IV-D
 9201 Department: Transfers and Reserves
 920180 Division: Fund Balance Reserves

Current Fiscal Year is 94.5 % Complete

2020 Actual Expenditure	2021 Actual Expenditure	2022 Adopted Budget	2022 Amended Budget	2022 FY-T-D Expenditure	2022 Expenditure Percent	Object	Description	2023 Base Budget	2023 Requested Budget	2023 Tentative Budget
						59	Other Financing Uses			
0	0	0	0	0	****		Subtotals:	0	0	0
0	0	0	0	0	****		Fund Cost Center Totals:	0	0	0

Galveston County, Texas

Department Budget History and Budget (Expenditures) with FY-T-D Actuals

2105 Fund: Dist Clrk Chld Support IV-D
 9999 Department: Budget Projections
 999998 Division: Budget Projections

Current Fiscal Year is 94.5 % Complete

2020 Actual Expenditure	2021 Actual Expenditure	2022 Adopted Budget	2022 Amended Budget	2022 FY-T-D Expenditure	2022 Expenditure Percent	Object	Description	2023 Base Budget	2023 Requested Budget	2023 Tentative Budget
						51	Personnel & Benefits			
0	0	0	0	0	****		Subtotals:	0	0	0
0	0	0	0	0	****		Fund Cost Center Totals:	0	0	0
0	61	46,720	46,720	40	0 %		Dist Clrk Chld Support IV-D Totals:	38,422	0	0

Galveston County, Texas

Department Budget History and Budget (Expenditures) with FY-T-D Actuals

2106 Fund: Distr Clerk Records Mgmt Fund
 1261 Department: District Clerk
 126111 Division: District Clerk Records Mgmt

Current Fiscal Year is 94.5 % Complete

2020 Actual Expenditure	2021 Actual Expenditure	2022 Adopted Budget	2022 Amended Budget	2022 FY-T-D Expenditure	2022 Expenditure Percent	Object	Description	2023 Base Budget	2023 Requested Budget	2023 Tentative Budget
						51	Personnel & Benefits			
0	0	0	0	0	****		Subtotals:	0	0	0
						54	Other Services and Charges			
85,967	0	7,000	7,000	0	0 %	5481000	Other ContractSv	0	0	0
85,967	0	7,000	7,000	0	0 %		Subtotals:	0	0	0
						56	Other Expenses			
0	0	0	0	0	****		Subtotals:	0	0	0
						57	Capital Outlay			
0	0	0	0	0	****		Subtotals:	0	0	0
						59	Other Financing Uses			
0	0	0	0	0	****		Subtotals:	0	0	0
85,967	0	7,000	7,000	0	0 %		Fund Cost Center Totals:	0	0	0

Galveston County, Texas

Department Budget History and Budget (Expenditures) with FY-T-D Actuals

2106 Fund: Distr Clerk Records Mgmt Fund
 9201 Department: Transfers and Reserves
 920180 Division: Fund Balance Reserves

Current Fiscal Year is 94.5 % Complete

2020 Actual Expenditure	2021 Actual Expenditure	2022 Adopted Budget	2022 Amended Budget	2022 FY-T-D Expenditure	2022 Expenditure Percent	Object	Description	2023 Base Budget	2023 Requested Budget	2023 Tentative Budget
						59	Other Financing Uses			
0	0	100,000	100,000	0	0 %	5930000	Bdgeted Rsvrs	100,000	100,000	100,000
0	0	100,000	100,000	0	0 %		Subtotals:	100,000	100,000	100,000
0	0	100,000	100,000	0	0 %		Fund Cost Center Totals:	100,000	100,000	100,000

Galveston County, Texas

Department Budget History and Budget (Expenditures) with FY-T-D Actuals

2106 Fund: Distr Clerk Records Mgmt Fund
 9210 Department: Interfund Oper Transfers Out
 921010 Division: Transfers & Reserves

Current Fiscal Year is 94.5 % Complete

2020 Actual Expenditure	2021 Actual Expenditure	2022 Adopted Budget	2022 Amended Budget	2022 FY-T-D Expenditure	2022 Expenditure Percent	Object	Description	2023 Base Budget	2023 Requested Budget	2023 Tentative Budget
						59	Other Financing Uses			
0	0	0	0	0	****		Subtotals:	0	0	0
							Fund Cost Center Totals:	0	0	0
85,967	0	107,000	107,000	0	0 %		Distr Clerk Records Mgmt Fund	100,000	100,000	100,000

Galveston County, Texas

Department Budget History and Budget (Expenditures) with FY-T-D Actuals

2107 Fund: Election Code Chapter 19 Fund
1515 Department: County Tax Assessor Collector
151552 Division: Tax Assessor/Coll Chapter 19

Current Fiscal Year is 94.5 % Complete

2020 Actual Expenditure	2021 Actual Expenditure	2022 Adopted Budget	2022 Amended Budget	2022 FY-T-D Expenditure	2022 Expenditure Percent	Object	Description	2023 Base Budget	2023 Requested Budget	2023 Tentative Budget
						51	Personnel & Benefits			
39,351	19,773	0	48,100	26,777	56 %	5120001	Seasonal Help	0	24,960	25,960
0	0	0	15,000	0	0 %	5130000	Overtime	0	0	0
0	6,600	0	0	28	****	5151000	Cnty Hlth Insur	0	0	0
570	691	0	700	388	55 %	5152102	Medicare FICA	0	362	378
0	3,512	0	0	14	****	5153000	Pension - TCERS	0	0	0
0	2,446	0	100	10	10 %	5154000	Alternate Plan	0	0	0
539	263	0	0	365	****	5154111	Alt Pln-Nonp Emp	0	342	356
400	157	0	800	733	92 %	5155000	UnemplCompens	0	36	42
40,861	33,446	0	64,700	28,318	44 %		Subtotals:	0	25,700	26,736
						53	Supplies			
5,340	0	0	4,000	425	11 %	5310000	Admin Supplies	0	0	0
29,147	605	0	10,000	9,056	91 %	5310001	ExtraordinarySpl	0	0	0
34,487	605	0	14,000	9,482	68 %		Subtotals:	0	0	0
						54	Other Services and Charges			
1,800	1,800	0	3,600	1,800	50 %	5419301	Software Licensi	0	0	0
925	1,598	0	0	0	****	5423000	M&R Equip	0	0	0
0	2,634	0	6,100	3,263	54 %	5496100	Travel and Confe	0	0	0
0	0	0	700	0	0 %	5496301	Business Mileage	0	0	0
2,725	6,032	0	10,400	5,063	49 %		Subtotals:	0	0	0
78,074	40,084	0	89,100	42,864	48 %		Fund Cost Center Totals:	0	25,700	26,736
78,074	40,084	0	89,100	42,864	48 %		Election Code Chapter 19 Fund Totals:	0	25,700	26,736

Galveston County, Texas

Department Budget History and Budget (Expenditures) with FY-T-D Actuals

2111 Fund: Tx Assess/Coll Sp Inv Tx Fund
 1515 Department: County Tax Assessor Collector
 151551 Division: Tax Assessor/Collector VIT

Current Fiscal Year is 94.5 % Complete

2020 Actual Expenditure	2021 Actual Expenditure	2022 Adopted Budget	2022 Amended Budget	2022 FY-T-D Expenditure	2022 Expenditure Percent	Object	Description	2023 Base Budget	2023 Requested Budget	2023 Tentative Budget
						51	Personnel & Benefits			
0	7,700	0	14,785	12,230	83 %	5100000	Salaries	0	0	0
0	0	0	215	177	82 %	5152102	Medicare FICA	0	0	0
0	0	0	1,059	0	0 %	5153000	Pension - TCDRS	0	0	0
0	0	0	735	0	0 %	5154000	Alternate Plan	0	0	0
0	7,700	0	16,794	12,407	74 %		Subtotals:	0	0	0
						53	Supplies			
0	0	0	3,400	3,391	100 %	5310000	Admin Supplies	0	0	0
234	0	0	800	0	0 %	5317000	BooksPriodcls	0	0	0
234	0	0	4,200	3,391	81 %		Subtotals:	0	0	0
						54	Other Services and Charges			
2,950	2,934	0	4,000	1,662	42 %	5492100	Mobile Phone Exp	0	0	0
4,225	4,100	0	5,700	0	0 %	5496100	Travel and Confe	0	0	0
301	426	0	450	0	0 %	5496301	Business Mileage	0	0	0
-475	200	0	150	125	83 %	5498000	Memb&Dues	0	0	0
7,003	7,661	0	10,300	1,787	17 %		Subtotals:	0	0	0
						56	Other Expenses			
0	0	0	0	0	****		Subtotals:	0	0	0
						59	Other Financing Uses			
0	0	0	0	0	****		Subtotals:	0	0	0
7,237	15,361	0	31,294	17,586	56 %		Fund Cost Center Totals:	0	0	0

Galveston County, Texas

Department Budget History and Budget (Expenditures) with FY-T-D Actuals

2111 Fund: Tx Assess/Coll Sp Inv Tx Fund
 1515 Department: County Tax Assessor Collector
 151551 Division: Tax Assessor/Collector VIT

Current Fiscal Year is 94.5 % Complete

2020 Actual Expenditure	2021 Actual Expenditure	2022 Adopted Budget	2022 Amended Budget	2022 FY-T-D Expenditure	2022 Expenditure Percent	Object	Description	2023 Base Budget	2023 Requested Budget	2023 Tentative Budget
7,237	15,361	0	31,294	17,586	56 %		Tx Assess/Coll Sp Inv Tx Fund Totals:	0	0	0

Galveston County, Texas

Department Budget History and Budget (Expenditures) with FY-T-D Actuals

2121 Fund: Donations To Galveston County
 2111 Department: Sheriff's Dept
 211171 Division: Communications-Sheriff

Current Fiscal Year is 94.5 % Complete

2020 Actual Expenditure	2021 Actual Expenditure	2022 Adopted Budget	2022 Amended Budget	2022 FY-T-D Expenditure	2022 Expenditure Percent	Object	Description	2023 Base Budget	2023 Requested Budget	2023 Tentative Budget
						53	Supplies			
0	0	0	0	0	****		Subtotals:	0	0	0
0	0	0	0	0	****		Fund Cost Center Totals:	0	0	0

Galveston County, Texas

Department Budget History and Budget (Expenditures) with FY-T-D Actuals

2121 Fund: Donations To Galveston County
 4431 Department: Social Services
 443141 Division: Social Services Donations

Current Fiscal Year is 94.5 % Complete

2020 Actual Expenditure	2021 Actual Expenditure	2022 Adopted Budget	2022 Amended Budget	2022 FY-T-D Expenditure	2022 Expenditure Percent	Object	Description	2023 Base Budget	2023 Requested Budget	2023 Tentative Budget
						54	Other Services and Charges			
5,534	4,811	15,000	15,000	8,819	59 %	5421304	Summer Relief	15,000	15,000	15,000
5,534	4,811	15,000	15,000	8,819	59 %		Subtotals:	15,000	15,000	15,000
						56	Other Expenses			
0	0	0	0	0	****		Subtotals:	0	0	0
5,534	4,811	15,000	15,000	8,819	59 %		Fund Cost Center Totals:	15,000	15,000	15,000

Galveston County, Texas

Department Budget History and Budget (Expenditures) with FY-T-D Actuals

2121 Fund: Donations To Galveston County
 4511 Department: Senior Citizens
 451116 Division: Donations - Seniors

Current Fiscal Year is 94.5 % Complete

2020 Actual Expenditure	2021 Actual Expenditure	2022 Adopted Budget	2022 Amended Budget	2022 FY-T-D Expenditure	2022 Expenditure Percent	Object	Description	2023 Base Budget	2023 Requested Budget	2023 Tentative Budget
						53	Supplies			
0	0	0	0	0	****		Subtotals:	0	0	0
						54	Other Services and Charges			
0	0	0	0	0	****		Subtotals:	0	0	0
0	0	0	0	0	****		Fund Cost Center Totals:	0	0	0

Galveston County, Texas

Department Budget History and Budget (Expenditures) with FY-T-D Actuals

2121 Fund: Donations To Galveston County
 9201 Department: Transfers and Reserves
 920180 Division: Fund Balance Reserves

Current Fiscal Year is 94.5 % Complete

2020 Actual Expenditure	2021 Actual Expenditure	2022 Adopted Budget	2022 Amended Budget	2022 FY-T-D Expenditure	2022 Expenditure Percent	Object	Description	2023 Base Budget	2023 Requested Budget	2023 Tentative Budget
						59	Other Financing Uses			
0	0	0	0	0	****		Subtotals:	0	0	0
0	0	0	0	0	****		Fund Cost Center Totals:	0	0	0
5,534	4,811	15,000	15,000	8,819	59		Donations To Galveston County Totals:	15,000	15,000	15,000

Galveston County, Texas

Department Budget History and Budget (Expenditures) with FY-T-D Actuals

2131 Fund: DA Forfeitures After 10/89
 1271 Department: District Attorney
 127100 Division: District Attorney

Current Fiscal Year is 94.5 % Complete

2020 Actual Expenditure	2021 Actual Expenditure	2022 Adopted Budget	2022 Amended Budget	2022 FY-T-D Expenditure	2022 Expenditure Percent	Object	Description	2023 Base Budget	2023 Requested Budget	2023 Tentative Budget
						53	Supplies			
0	394	0	14,500	3,953	27 %	5310000	Admin Supplies	0	0	0
0	394	0	14,500	3,953	27 %	Subtotals:		0	0	0
						54	Other Services and Charges			
150	0	0	3,000	0	0 %	5433110	Confidential Ope	0	0	0
0	0	0	33,000	0	0 %	5481000	Other ContractSv	0	0	0
2,184	2,150	0	4,163	4,163	100 %	5490100	Social Services	0	0	0
27,959	25,789	0	47,037	29,120	62 %	5495095	Training & Suppl	0	0	0
0	0	0	1,300	0	0 %	5496303	Towing Charges	0	0	0
13,168	14,984	0	20,000	11,560	58 %	5498000	Memb&Dues	0	0	0
0	0	0	2,000	0	0 %	5499231	In-House Meeting	0	0	0
43,461	42,924	0	110,500	44,844	41 %	Subtotals:		0	0	0
43,461	43,319	0	125,000	48,797	39 %	Fund Cost Center Totals:		0	0	0

Galveston County, Texas

Department Budget History and Budget (Expenditures) with FY-T-D Actuals

2131 Fund: DA Forfeitures After 10/89
 1271 Department: District Attorney
 127132 Division: DA Seized Funds Afte Aft 10/89

Current Fiscal Year is 94.5 % Complete

2020 Actual Expenditure	2021 Actual Expenditure	2022 Adopted Budget	2022 Amended Budget	2022 FY-T-D Expenditure	2022 Expenditure Percent	Object	Description	2023 Base Budget	2023 Requested Budget	2023 Tentative Budget
						53	Supplies			
0	0	0	0	0	****		Subtotals:	0	0	0
						54	Other Services and Charges			
0	0	0	0	0	****		Subtotals:	0	0	0
0	0	0	0	0	****		Fund Cost Center Totals:	0	0	0
43,461	43,319	0	125,000	48,797	39 %		DA Forfeitures After 10/89 Totals:	0	0	0

Galveston County, Texas

Department Budget History and Budget (Expenditures) with FY-T-D Actuals

2132 Fund: DA Check Collection Fees
 1271 Department: District Attorney
 127100 Division: District Attorney

Current Fiscal Year is 94.5 % Complete

2020 Actual Expenditure	2021 Actual Expenditure	2022 Adopted Budget	2022 Amended Budget	2022 FY-T-D Expenditure	2022 Expenditure Percent	Object	Description	2023 Base Budget	2023 Requested Budget	2023 Tentative Budget
						54	Other Services and Charges			
0	0	0	0	0	****		Subtotals:	0	0	0
0	0	0	0	0	****		Fund Cost Center Totals:	0	0	0

Galveston County, Texas

Department Budget History and Budget (Expenditures) with FY-T-D Actuals

2132 Fund: DA Check Collection Fees
 1271 Department: District Attorney
 127120 Division: Check Collecting & Processing

Current Fiscal Year is 94.5 % Complete

2020 Actual Expenditure	2021 Actual Expenditure	2022 Adopted Budget	2022 Amended Budget	2022 FY-T-D Expenditure	2022 Expenditure Percent	Object	Description	2023 Base Budget	2023 Requested Budget	2023 Tentative Budget
						51	Personnel & Benefits			
0	0	0	0	0	****		Subtotals:	0	0	0
						53	Supplies			
0	0	0	0	0	****		Subtotals:	0	0	0
						54	Other Services and Charges			
0	0	0	0	0	****		Subtotals:	0	0	0
						57	Capital Outlay			
0	0	0	0	0	****		Subtotals:	0	0	0
0	0	0	0	0	****		Fund Cost Center Totals:	0	0	0
0	0	0	0	0	****		DA Check Collection Fees Totals:	0	0	0

Galveston County, Texas

Department Budget History and Budget (Expenditures) with FY-T-D Actuals

2205 Fund: Courthouse Security Fund
2951 Department: Courthouse Security
295100 Division: Courthouse Security

Current Fiscal Year is 94.5 % Complete

2020 Actual Expenditure	2021 Actual Expenditure	2022 Adopted Budget	2022 Amended Budget	2022 FY-T-D Expenditure	2022 Expenditure Percent	Object	Description	2023 Base Budget	2023 Requested Budget	2023 Tentative Budget
						51	Personnel & Benefits			
171,650	178,676	184,055	184,055	165,973	90 %	5100000	Salaries	184,055	174,238	184,840
4,200	4,340	4,200	4,200	4,060	97 %	5111004	Certificatn Pay	4,800	3,600	3,600
0	0	16,000	16,000	0	0 %	5112001	Vac/SickLvPyOut	0	16,000	16,000
4,680	5,084	7,292	7,292	4,736	65 %	5115000	Longevity	2,132	7,370	7,370
1,811	1,918	2,000	2,000	1,620	81 %	5116010	Sft Diff	0	2,000	2,000
12,900	16,730	5,000	5,000	6,706	134 %	5130000	Overtime	0	5,000	5,000
20,366	21,451	24,480	24,480	22,503	92 %	5151000	Cnty Hlth Insur	24,483	24,483	28,623
2,852	3,025	3,140	3,140	2,690	86 %	5152102	Medicare FICA	2,740	2,580	2,734
23,776	25,693	27,857	27,857	23,614	85 %	5153000	Pension - TCDRS	24,572	23,138	22,370
16,919	17,892	18,713	18,713	15,096	81 %	5154000	Alternate Plan	14,821	15,375	16,293
466	421	307	307	281	92 %	5155000	UnemplCompens	682	251	302
259,624	275,234	293,044	293,044	247,282	84 %		Subtotals:	258,285	274,035	289,132
						53	Supplies			
0	0	0	0	0	****		Subtotals:	0	0	0
						54	Other Services and Charges			
0	0	0	0	0	****		Subtotals:	0	0	0
						56	Other Expenses			
0	0	0	0	0	****		Subtotals:	0	0	0
						59	Other Financing Uses			
0	0	0	0	0	****		Subtotals:	0	0	0
259,624	275,234	293,044	293,044	247,282	84 %		Fund Cost Center Totals:	258,285	274,035	289,132

Galveston County, Texas

Department Budget History and Budget (Expenditures) with FY-T-D Actuals

2205 Fund: Courthouse Security Fund
 9201 Department: Transfers and Reserves
 920180 Division: Fund Balance Reserves

Current Fiscal Year is 94.5 % Complete

2020 Actual Expenditure	2021 Actual Expenditure	2022 Adopted Budget	2022 Amended Budget	2022 FY-T-D Expenditure	2022 Expenditure Percent	Object	Description	2023 Base Budget	2023 Requested Budget	2023 Tentative Budget
						51	Personnel & Benefits			
0	0	0	0	0	****		Subtotals:	0	0	0
						59	Other Financing Uses			
0	0	50,000	50,000	0	0 %	5930000	Bdgeted Rsvrs	50,000	50,000	50,000
0	0	50,000	50,000	0	0 %		Subtotals:	50,000	50,000	50,000
0	0	50,000	50,000	0	0 %		Fund Cost Center Totals:	50,000	50,000	50,000

Galveston County, Texas

Department Budget History and Budget (Expenditures) with FY-T-D Actuals

2205 Fund: Courthouse Security Fund
 9210 Department: Interfund Oper Transfers Out
 921010 Division: Transfers & Reserves

Current Fiscal Year is 94.5 % Complete

2020 Actual Expenditure	2021 Actual Expenditure	2022 Adopted Budget	2022 Amended Budget	2022 FY-T-D Expenditure	2022 Expenditure Percent	Object	Description	2023 Base Budget	2023 Requested Budget	2023 Tentative Budget
						56	Other Expenses			
0	0	0	0	0	****		Subtotals:	0	0	0
						59	Other Financing Uses			
0	0	0	0	0	****		Subtotals:	0	0	0
0	0	0	0	0	****		Fund Cost Center Totals:	0	0	0

Galveston County, Texas

Department Budget History and Budget (Expenditures) with FY-T-D Actuals

2205 Fund: Courthouse Security Fund
 9999 Department: Budget Projections
 999998 Division: Budget Projections

Current Fiscal Year is 94.5 % Complete

2020 Actual Expenditure	2021 Actual Expenditure	2022 Adopted Budget	2022 Amended Budget	2022 FY-T-D Expenditure	2022 Expenditure Percent	Object	Description	2023 Base Budget	2023 Requested Budget	2023 Tentative Budget
						51	Personnel & Benefits			
0	0	0	0	0	****		Subtotals:	0	0	0
						53	Supplies			
0	0	0	0	0	****		Subtotals:	0	0	0
						56	Other Expenses			
0	0	0	0	0	****		Subtotals:	0	0	0
0	0	0	0	0	****		Fund Cost Center Totals:	0	0	0
259,624	275,234	343,044	343,044	247,282	72 %		Courthouse Security Fund Totals:	308,285	324,035	339,132

Galveston County, Texas

Department Budget History and Budget (Expenditures) with FY-T-D Actuals

2211 Fund: Law Library
 1291 Department: Law Library
 129100 Division: Law Library

Current Fiscal Year is 94.5 % Complete

2020 Actual Expenditure	2021 Actual Expenditure	2022 Adopted Budget	2022 Amended Budget	2022 FY-T-D Expenditure	2022 Expenditure Percent	Object	Description	2023 Base Budget	2023 Requested Budget	2023 Tentative Budget
						51	Personnel & Benefits			
0	0	0	0	0	****		Subtotals:	0	0	0
						53	Supplies			
719	351	2,000	2,000	934	47 %	5310000	Admin Supplies	2,000	2,000	2,000
205,812	192,197	210,530	210,530	181,303	86 %	5317000	BooksPriodcls	210,530	279,068	279,068
206,532	192,548	212,530	212,530	182,238	86 %		Subtotals:	212,530	281,068	281,068
						54	Other Services and Charges			
0	0	2,000	16,952	5,759	34 %	5481000	Other ContractSv	0	2,000	2,000
0	0	2,000	16,952	5,759	34 %		Subtotals:	0	2,000	2,000
						56	Other Expenses			
0	0	0	0	0	****		Subtotals:	0	0	0
						57	Capital Outlay			
0	0	0	0	0	****		Subtotals:	0	0	0
						59	Other Financing Uses			
0	0	0	0	0	****		Subtotals:	0	0	0
206,532	192,548	214,530	229,482	187,997	82 %		Fund Cost Center Totals:	212,530	283,068	283,068

Galveston County, Texas

Department Budget History and Budget (Expenditures) with FY-T-D Actuals

2211 Fund: Law Library
 9201 Department: Transfers and Reserves
 920180 Division: Fund Balance Reserves

Current Fiscal Year is 94.5 % Complete

2020 Actual Expenditure	2021 Actual Expenditure	2022 Adopted Budget	2022 Amended Budget	2022 FY-T-D Expenditure	2022 Expenditure Percent	Object	Description	2023 Base Budget	2023 Requested Budget	2023 Tentative Budget
						51	Personnel & Benefits			
0	0	0	0	0	****		Subtotals:	0	0	0
						59	Other Financing Uses			
0	0	100,000	85,048	0	0 %	5930000	Bdgeted Rsvrs	100,000	100,000	100,000
0	0	100,000	85,048	0	0 %		Subtotals:	100,000	100,000	100,000
0	0	100,000	85,048	0	0 %		Fund Cost Center Totals:	100,000	100,000	100,000

Galveston County, Texas

Department Budget History and Budget (Expenditures) with FY-T-D Actuals

2211 Fund: Law Library
 9210 Department: Interfund Oper Transfers Out
 921010 Division: Transfers & Reserves

Current Fiscal Year is 94.5 % Complete

2020 Actual Expenditure	2021 Actual Expenditure	2022 Adopted Budget	2022 Amended Budget	2022 FY-T-D Expenditure	2022 Expenditure Percent	Object	Description	2023 Base Budget	2023 Requested Budget	2023 Tentative Budget
						56	Other Expenses			
0	0	0	0	0	****		Subtotals:	0	0	0
						59	Other Financing Uses			
0	0	0	0	0	****		Subtotals:	0	0	0
0	0	0	0	0	****		Fund Cost Center Totals:	0	0	0

Galveston County, Texas

Department Budget History and Budget (Expenditures) with FY-T-D Actuals

2211 Fund: Law Library
 9999 Department: Budget Projections
 999998 Division: Budget Projections

Current Fiscal Year is 94.5 % Complete

2020 Actual Expenditure	2021 Actual Expenditure	2022 Adopted Budget	2022 Amended Budget	2022 FY-T-D Expenditure	2022 Expenditure Percent	Object	Description	2023 Base Budget	2023 Requested Budget	2023 Tentative Budget
						51	Personnel & Benefits			
0	0	0	0	0	****		Subtotals:	0	0	0
						53	Supplies			
0	0	0	0	0	****		Subtotals:	0	0	0
						54	Other Services and Charges			
0	0	0	0	0	****		Subtotals:	0	0	0
						56	Other Expenses			
0	0	0	0	0	****		Subtotals:	0	0	0
0	0	0	0	0	****		Fund Cost Center Totals:	0	0	0
206,532	192,548	314,530	314,530	187,997	60 %		Law Library Totals:	312,530	383,068	383,068

Galveston County, Texas

Department Budget History and Budget (Expenditures) with FY-T-D Actuals

2212 Fund: Alternative Dispute Resolution
 1253 Department: Alternative Dispute Resolution
 125300 Division: Alternative Dispute Resolution

Current Fiscal Year is 94.5 % Complete

2020 Actual Expenditure	2021 Actual Expenditure	2022 Adopted Budget	2022 Amended Budget	2022 FY-T-D Expenditure	2022 Expenditure Percent	Object	Description	2023 Base Budget	2023 Requested Budget	2023 Tentative Budget
						54	Other Services and Charges			
149,397	270,260	150,000	275,000	157,286	57 %	5432011	Mediation Srv	150,000	275,000	275,000
149,397	270,260	150,000	275,000	157,286	57 %		Subtotals:	150,000	275,000	275,000
						56	Other Expenses			
0	0	0	0	0	****		Subtotals:	0	0	0
						59	Other Financing Uses			
0	0	0	0	0	****		Subtotals:	0	0	0
149,397	270,260	150,000	275,000	157,286	57 %		Fund Cost Center Totals:	150,000	275,000	275,000

Galveston County, Texas

Department Budget History and Budget (Expenditures) with FY-T-D Actuals

2212 Fund: Alternative Dispute Resolution
 9201 Department: Transfers and Reserves
 920180 Division: Fund Balance Reserves

Current Fiscal Year is 94.5 % Complete

2020 Actual Expenditure	2021 Actual Expenditure	2022 Adopted Budget	2022 Amended Budget	2022 FY-T-D Expenditure	2022 Expenditure Percent	Object	Description	2023 Base Budget	2023 Requested Budget	2023 Tentative Budget
						56	Other Expenses			
0	0	0	0	0	****		Subtotals:	0	0	0
						59	Other Financing Uses			
0	0	500,000	375,000	0	0 %	5930000	Bdgeted Rsvrs	500,000	500,000	500,000
0	0	500,000	375,000	0	0 %		Subtotals:	500,000	500,000	500,000
0	0	500,000	375,000	0	0 %		Fund Cost Center Totals:	500,000	500,000	500,000

Galveston County, Texas

Department Budget History and Budget (Expenditures) with FY-T-D Actuals

2212 Fund: Alternative Dispute Resolution
 9210 Department: Interfund Oper Transfers Out
 921010 Division: Transfers & Reserves

Current Fiscal Year is 94.5 % Complete

2020 Actual Expenditure	2021 Actual Expenditure	2022 Adopted Budget	2022 Amended Budget	2022 FY-T-D Expenditure	2022 Expenditure Percent	Object	Description	2023 Base Budget	2023 Requested Budget	2023 Tentative Budget
						56	Other Expenses			
0	0	0	0	0	****		Subtotals:	0	0	0
							Fund Cost Center Totals:	0	0	0
149,397	270,260	650,000	650,000	157,286	24 %		Alternative Dispute Resolution Totals:	650,000	775,000	775,000

Galveston County, Texas

Department Budget History and Budget (Expenditures) with FY-T-D Actuals

2215 Fund: Justice Court Technology Fund
 1591 Department: Information Technology
 159100 Division: Information Technology

Current Fiscal Year is 94.5 % Complete

2020 Actual Expenditure	2021 Actual Expenditure	2022 Adopted Budget	2022 Amended Budget	2022 FY-T-D Expenditure	2022 Expenditure Percent	Object	Description	2023 Base Budget	2023 Requested Budget	2023 Tentative Budget
						53	Supplies			
0	0	0	0	0	****		Subtotals:	0	0	0
						54	Other Services and Charges			
0	0	0	0	0	****		Subtotals:	0	0	0
						56	Other Expenses			
0	0	0	0	0	****		Subtotals:	0	0	0
0	0	0	0	0	****		Fund Cost Center Totals:	0	0	0

Galveston County, Texas

Department Budget History and Budget (Expenditures) with FY-T-D Actuals

2215 Fund: Justice Court Technology Fund
 9201 Department: Transfers and Reserves
 920180 Division: Fund Balance Reserves

Current Fiscal Year is 94.5 % Complete

2020 Actual Expenditure	2021 Actual Expenditure	2022 Adopted Budget	2022 Amended Budget	2022 FY-T-D Expenditure	2022 Expenditure Percent	Object	Description	2023 Base Budget	2023 Requested Budget	2023 Tentative Budget
						59	Other Financing Uses			
0	0	100,000	100,000	0	0 %	5930000	Bdgeted Rsvrs	100,000	100,000	100,000
0	0	100,000	100,000	0	0 %		Subtotals:	100,000	100,000	100,000
0	0	100,000	100,000	0	0 %		Fund Cost Center Totals:	100,000	100,000	100,000

Galveston County, Texas

Department Budget History and Budget (Expenditures) with FY-T-D Actuals

2215 Fund: Justice Court Technology Fund
 9210 Department: Interfund Oper Transfers Out
 921010 Division: Transfers & Reserves

Current Fiscal Year is 94.5 % Complete

2020 Actual Expenditure	2021 Actual Expenditure	2022 Adopted Budget	2022 Amended Budget	2022 FY-T-D Expenditure	2022 Expenditure Percent	Object	Description	2023 Base Budget	2023 Requested Budget	2023 Tentative Budget
						56	Other Expenses			
0	0	0	0	0	****		Subtotals:	0	0	0
							Fund Cost Center Totals:	0	0	0
0	0	100,000	100,000	0	0%		Justice Court Technology Fund Totals:	100,000	100,000	100,000

Galveston County, Texas

Department Budget History and Budget (Expenditures) with FY-T-D Actuals

2216 Fund: Probate Court Contributions Fd
 1223 Department: Probate Court
 122320 Division: Probate Court Contributions

Current Fiscal Year is 94.5 % Complete

2020 Actual Expenditure	2021 Actual Expenditure	2022 Adopted Budget	2022 Amended Budget	2022 FY-T-D Expenditure	2022 Expenditure Percent	Object	Description	2023 Base Budget	2023 Requested Budget	2023 Tentative Budget
						51	Personnel & Benefits			
0	0	0	0	0	****		Subtotals:	0	0	0
						53	Supplies			
2,831	2,224	4,500	4,500	2,824	63 %	5310000	Admin Supplies	4,500	4,500	4,500
2,831	2,224	4,500	4,500	2,824	63 %		Subtotals:	4,500	4,500	4,500
						54	Other Services and Charges			
27,937	40,259	37,000	37,000	36,064	97 %	5481000	Other ContractSv	0	42,000	42,000
1,136	229	4,000	4,000	350	9 %	5496100	Travel and Confe	4,000	4,000	4,000
29,073	40,488	41,000	41,000	36,414	89 %		Subtotals:	4,000	46,000	46,000
						56	Other Expenses			
0	0	0	0	0	****		Subtotals:	0	0	0
						57	Capital Outlay			
0	0	0	0	0	****		Subtotals:	0	0	0
						59	Other Financing Uses			
0	0	0	0	0	****		Subtotals:	0	0	0
31,905	42,712	45,500	45,500	39,238	86 %		Fund Cost Center Totals:	8,500	50,500	50,500

Galveston County, Texas

Department Budget History and Budget (Expenditures) with FY-T-D Actuals

2216 Fund: Probate Court Contributions Fd
 9201 Department: Transfers and Reserves
 920180 Division: Fund Balance Reserves

Current Fiscal Year is 94.5 % Complete

2020 Actual Expenditure	2021 Actual Expenditure	2022 Adopted Budget	2022 Amended Budget	2022 FY-T-D Expenditure	2022 Expenditure Percent	Object	Description	2023 Base Budget	2023 Requested Budget	2023 Tentative Budget
						59	Other Financing Uses			
0	0	200,000	200,000	0	0 %	5930000	Bdgeted Rsvrs	200,000	200,000	200,000
0	0	200,000	200,000	0	0 %		Subtotals:	200,000	200,000	200,000
0	0	200,000	200,000	0	0 %		Fund Cost Center Totals:	200,000	200,000	200,000

Galveston County, Texas

Department Budget History and Budget (Expenditures) with FY-T-D Actuals

2216 Fund: Probate Court Contributions Fd
 9210 Department: Interfund Oper Transfers Out
 921010 Division: Transfers & Reserves

Current Fiscal Year is 94.5 % Complete

2020 Actual Expenditure	2021 Actual Expenditure	2022 Adopted Budget	2022 Amended Budget	2022 FY-T-D Expenditure	2022 Expenditure Percent	Object	Description	2023 Base Budget	2023 Requested Budget	2023 Tentative Budget
						56	Other Expenses			
0	0	0	0	0	****		Subtotals:	0	0	0
						59	Other Financing Uses			
0	0	0	0	0	****		Subtotals:	0	0	0
0	0	0	0	0	****		Fund Cost Center Totals:	0	0	0

Galveston County, Texas

Department Budget History and Budget (Expenditures) with FY-T-D Actuals

2216 Fund: Probate Court Contributions Fd
 9999 Department: Budget Projections
 999998 Division: Budget Projections

Current Fiscal Year is 94.5 % Complete

2020 Actual Expenditure	2021 Actual Expenditure	2022 Adopted Budget	2022 Amended Budget	2022 FY-T-D Expenditure	2022 Expenditure Percent	Object	Description	2023 Base Budget	2023 Requested Budget	2023 Tentative Budget
						54	Other Services and Charges			
0	0	0	0	0	****		Subtotals:	0	0	0
0	0	0	0	0	****		Fund Cost Center Totals:	0	0	0
31,905	42,712	245,500	245,500	39,238	16 %		Probate Court Contributions Fd	208,500	250,500	250,500

Galveston County, Texas

Department Budget History and Budget (Expenditures) with FY-T-D Actuals

2217 Fund: Suppl Crt-Initiatd Guardianshp
 1223 Department: Probate Court
 122321 Division: Probate Court Guardianship Prg

Current Fiscal Year is 94.5 % Complete

2020 Actual Expenditure	2021 Actual Expenditure	2022 Adopted Budget	2022 Amended Budget	2022 FY-T-D Expenditure	2022 Expenditure Percent	Object	Description	2023 Base Budget	2023 Requested Budget	2023 Tentative Budget
						54	Other Services and Charges			
12,404	11,366	30,000	30,000	29,212	97 %	5447096	Guardianship Leg	30,000	30,000	30,000
12,404	11,366	30,000	30,000	29,212	97 %		Subtotals:	30,000	30,000	30,000
12,404	11,366	30,000	30,000	29,212	97 %		Fund Cost Center Totals:	30,000	30,000	30,000
12,404	11,366	30,000	30,000	29,212	97 %		Suppl Crt-Initiatd Guardianshp Totals:	30,000	30,000	30,000

Galveston County, Texas

Department Budget History and Budget (Expenditures) with FY-T-D Actuals

2219 Fund: Court Reporter Services
 1219 Department: District Court Administration
 121900 Division: District Court Administration

Current Fiscal Year is 94.5 % Complete

2020 Actual Expenditure	2021 Actual Expenditure	2022 Adopted Budget	2022 Amended Budget	2022 FY-T-D Expenditure	2022 Expenditure Percent	Object	Description	2023 Base Budget	2023 Requested Budget	2023 Tentative Budget
						54	Other Services and Charges			
0	0	0	0	0	****	5431122	Crt Rpt Trnsrpt	0	0	8,000
0	0	0	0	0	****	Subtotals:		0	0	8,000
0	0	0	0	0	****	Fund Cost Center Totals:		0	0	8,000

Galveston County, Texas

Department Budget History and Budget (Expenditures) with FY-T-D Actuals

2219 Fund: Court Reporter Services
 1229 Department: County Court Administration
 122900 Division: County Court Administration

Current Fiscal Year is 94.5 % Complete

2020 Actual Expenditure	2021 Actual Expenditure	2022 Adopted Budget	2022 Amended Budget	2022 FY-T-D Expenditure	2022 Expenditure Percent	Object	Description	2023 Base Budget	2023 Requested Budget	2023 Tentative Budget
						54	Other Services and Charges			
0	0	0	0	0	****	5431122	Crt Rpt Trnsrpt	0	0	8,000
0	0	0	0	0	****	Subtotals:		0	0	8,000
0	0	0	0	0	****	Fund Cost Center Totals:		0	0	8,000

Galveston County, Texas

Department Budget History and Budget (Expenditures) with FY-T-D Actuals

2219 Fund: Court Reporter Services
 1271 Department: District Attorney
 127100 Division: District Attorney

Current Fiscal Year is 94.5 % Complete

2020 Actual Expenditure	2021 Actual Expenditure	2022 Adopted Budget	2022 Amended Budget	2022 FY-T-D Expenditure	2022 Expenditure Percent	Object	Description	2023 Base Budget	2023 Requested Budget	2023 Tentative Budget
						54	Other Services and Charges			
0	7,174	5,000	5,000	4,854	97 %	5431122	Crt Rpt Trnsrpt	5,000	10,000	10,000
0	7,174	5,000	5,000	4,854	97 %		Subtotals:	5,000	10,000	10,000
0	7,174	5,000	5,000	4,854	97 %		Fund Cost Center Totals:	5,000	10,000	10,000

Galveston County, Texas

Department Budget History and Budget (Expenditures) with FY-T-D Actuals

2219 Fund: Court Reporter Services
 1289 Department: Justice Administration
 128900 Division: Court Reporter

Current Fiscal Year is 94.5 % Complete

2020 Actual Expenditure	2021 Actual Expenditure	2022 Adopted Budget	2022 Amended Budget	2022 FY-T-D Expenditure	2022 Expenditure Percent	Object	Description	2023 Base Budget	2023 Requested Budget	2023 Tentative Budget
						54	Other Services and Charges			
4,194	7,639	11,500	6,940	6,940	100 %	5419301	Software Licensi	0	10,000	10,000
0	4,990	5,000	0	0	****	5419302	Hardware Mainten	0	0	0
4,194	12,629	16,500	6,940	6,940	100 %		Subtotals:	0	10,000	10,000
						57	Capital Outlay			
0	0	0	59,560	0	0 %	5741000	Equipment	0	0	0
0	0	0	59,560	0	0 %		Subtotals:	0	0	0
4,194	12,629	16,500	66,500	6,940	10 %		Fund Cost Center Totals:	0	10,000	10,000

Galveston County, Texas

Department Budget History and Budget (Expenditures) with FY-T-D Actuals

2219 Fund: Court Reporter Services
 9201 Department: Transfers and Reserves
 920180 Division: Fund Balance Reserves

Current Fiscal Year is 94.5 % Complete

2020 Actual Expenditure	2021 Actual Expenditure	2022 Adopted Budget	2022 Amended Budget	2022 FY-T-D Expenditure	2022 Expenditure Percent	Object	Description	2023 Base Budget	2023 Requested Budget	2023 Tentative Budget
						59	Other Financing Uses			
0	0	50,000	0	0	****	5930000	Bdgeted Rsvrs	50,000	50,000	50,000
0	0	50,000	0	0	****		Subtotals:	50,000	50,000	50,000
0	0	50,000	0	0	****		Fund Cost Center Totals:	50,000	50,000	50,000
4,194	19,803	71,500	71,500	11,794	16 %		Court Reporter Services Totals:	55,000	70,000	86,000

Galveston County, Texas

Department Budget History and Budget (Expenditures) with FY-T-D Actuals

2220 Fund: Adult Probation Fund
 2551 Department: Adult Probation
 255100 Division: Adult Probation

Current Fiscal Year is 94.5 % Complete

2020 Actual Expenditure	2021 Actual Expenditure	2022 Adopted Budget	2022 Amended Budget	2022 FY-T-D Expenditure	2022 Expenditure Percent	Object	Description	2023 Base Budget	2023 Requested Budget	2023 Tentative Budget
						51	Personnel & Benefits			
1,516,867	137,367	0	107,671	1,644,054	1527 %	5100000	Salaries	0	0	0
72,569	877	0	0	2,437	****	5112001	Vac/SickLvPyOut	0	0	0
51,900	1,098	0	0	10,981	****	5151000	Cnty Hlth Insur	0	0	0
23,201	2,019	0	1,562	24,056	1540 %	5152102	Medicare FICA	0	0	0
193,214	17,225	0	13,858	211,883	1529 %	5153000	Pension - TCDRS	0	0	0
137,582	11,951	0	9,309	134,625	1446 %	5154000	Alternate Plan	0	0	0
3,025	193	0	157	2,305	1469 %	5155000	UnemplCompens	0	0	0
1,998,361	170,732	0	132,557	2,030,344	1532 %	Subtotals:		0	0	0
						53	Supplies			
5,175	50	0	0	12,888	****	5310000	Admin Supplies	0	0	0
5,175	50	0	0	12,888	****	Subtotals:		0	0	0
						54	Other Services and Charges			
6,213	0	0	477	6,187	1297 %	5411100	Admin Costs	0	0	0
8,000	0	0	0	8,000	****	5414200	Audit Services	0	0	0
56,881	0	0	0	52,536	****	5419301	Software Licensi	0	0	0
7,547	0	0	396	11,706	2956 %	5481000	Other ContractSv	0	0	0
1,121	0	0	0	798	****	5491704	Empl Assist Prog	0	0	0
8,948	0	0	510	3,505	687 %	5492100	Mobile Phone Exp	0	0	0
10,658	546	0	0	12,892	****	5496100	Travel and Confe	0	0	0
4,301	0	0	0	5,829	****	5496301	Business Mileage	0	0	0
103,671	546	0	1,383	101,456	7336 %	Subtotals:		0	0	0
						55	Inter/Intragvrnmntl Expenditrs			
0	0	0	0	0	****	Subtotals:		0	0	0
						56	Other Expenses			

Galveston County, Texas

Department Budget History and Budget (Expenditures) with FY-T-D Actuals

2220 Fund: Adult Probation Fund
 2551 Department: Adult Probation
 255100 Division: Adult Probation

Current Fiscal Year is 94.5 % Complete

2020 Actual Expenditure	2021 Actual Expenditure	2022 Adopted Budget	2022 Amended Budget	2022 FY-T-D Expenditure	2022 Expenditure Percent	Object	Description	2023 Base Budget	2023 Requested Budget	2023 Tentative Budget
0	0	0	67,525	0	0 %	5600010	Unalloc Appropri	0	0	0
0	0	0	67,525	0	0 %		Subtotals:	0	0	0
						57	Capital Outlay			
0	0	0	0	0	****		Subtotals:	0	0	0
						59	Other Financing Uses			
16,378	0	0	26,968	0	0 %	5912824	TTo AP CC	0	0	0
16,378	0	0	26,968	0	0 %		Subtotals:	0	0	0
2,123,587	171,330	0	228,433	2,144,689	939 %		Fund Cost Center Totals:	0	0	0

Galveston County, Texas

Department Budget History and Budget (Expenditures) with FY-T-D Actuals

2220 Fund: Adult Probation Fund
 2551 Department: Adult Probation
 255101 Division: Adult Probation

Current Fiscal Year is 94.5 % Complete

2020 Actual Expenditure	2021 Actual Expenditure	2022 Adopted Budget	2022 Amended Budget	2022 FY-T-D Expenditure	2022 Expenditure Percent	Object	Description	2023 Base Budget	2023 Requested Budget	2023 Tentative Budget
						51	Personnel & Benefits			
135,946	1,668,056	0	1,755,540	0	0 %	5100000	Salaries	0	0	0
0	28,025	0	20,000	0	0 %	5112001	Vac/SickLvPyOut	0	0	0
5,070	26,845	0	19,428	0	0 %	5151000	Cnty Hlth Insur	0	0	0
1,988	24,765	0	25,456	0	0 %	5152102	Medicare FICA	0	0	0
16,667	210,473	0	218,741	0	0 %	5153000	Pension - TCERS	0	0	0
11,752	146,626	0	151,767	0	0 %	5154000	Alternate Plan	0	0	0
244	2,546	0	2,458	0	0 %	5155000	UnemplCompens	0	0	0
171,669	2,107,339	0	2,193,390	0	0 %		Subtotals:	0	0	0
						53	Supplies			
1,294	14,954	0	16,000	0	0 %	5310000	Admin Supplies	0	0	0
0	46,147	0	840	0	0 %	5360000	Equipment/Tools	0	0	0
1,294	61,102	0	16,840	0	0 %		Subtotals:	0	0	0
						54	Other Services and Charges			
0	6,044	0	5,710	0	0 %	5411100	Admin Costs	0	0	0
0	8,000	0	8,000	0	0 %	5414200	Audit Services	0	0	0
0	52,536	0	52,536	0	0 %	5419301	Software Licensi	0	0	0
0	8,253	0	12,882	0	0 %	5481000	Other ContractSv	0	0	0
0	939	0	799	0	0 %	5491704	Empl Assist Prog	0	0	0
0	5,555	0	3,000	0	0 %	5492100	Mobile Phone Exp	0	0	0
0	17,281	0	20,000	100	0 %	5496100	Travel and Confe	0	0	0
0	5,428	0	20,000	0	0 %	5496301	Business Mileage	0	0	0
0	104,037	0	122,927	100	0 %		Subtotals:	0	0	0
						56	Other Expenses			
0	0	0	970,638	0	0 %	5600010	Unalloc Appropr	0	0	0

Galveston County, Texas

Department Budget History and Budget (Expenditures) with FY-T-D Actuals

2220 Fund: Adult Probation Fund
 2551 Department: Adult Probation
 255101 Division: Adult Probation

Current Fiscal Year is 94.5 % Complete

2020 Actual Expenditure	2021 Actual Expenditure	2022 Adopted Budget	2022 Amended Budget	2022 FY-T-D Expenditure	2022 Expenditure Percent	Object	Description	2023 Base Budget	2023 Requested Budget	2023 Tentative Budget
0	0	0	970,638	0	0 %		Subtotals:	0	0	0
						57	Capital Outlay			
0	0	0	0	0	****		Subtotals:	0	0	0
						59	Other Financing Uses			
0	81,923	0	73,894	0	0 %	5912822	TTo Ptrl Int	0	0	0
0	10,354	0	0	0	****	5912823	TTo Crm Just	0	0	0
0	33,656	0	0	0	****	5912824	TTo AP CC	0	0	0
0	0	0	19,793	0	0 %	5912827	TTo Trmt Sup	0	0	0
0	29,320	0	23,960	0	0 %	5912828	TTo DP-Dom V	0	0	0
0	13,228	0	4,887	0	0 %	5912829	TTo DP-Asmt	0	0	0
0	168,483	0	122,534	0	0 %		Subtotals:	0	0	0
172,964	2,440,963	0	3,426,329	100	0 %		Fund Cost Center Totals:	0	0	0

Galveston County, Texas

Department Budget History and Budget (Expenditures) with FY-T-D Actuals

2220 Fund: Adult Probation Fund
 2551 Department: Adult Probation
 255103 Division: Rider 80 - SUP

Current Fiscal Year is 94.5 % Complete

2020 Actual Expenditure	2021 Actual Expenditure	2022 Adopted Budget	2022 Amended Budget	2022 FY-T-D Expenditure	2022 Expenditure Percent	Object	Description	2023 Base Budget	2023 Requested Budget	2023 Tentative Budget
						51	Personnel & Benefits			
0	0	0	0	0	****		Subtotals:	0	0	0
0	0	0	0	0	****		Fund Cost Center Totals:	0	0	0
2,296,552	2,612,294	0	3,654,762	2,144,789	59 %		Adult Probation Fund Totals:	0	0	0

Galveston County, Texas

Department Budget History and Budget (Expenditures) with FY-T-D Actuals

2221 Fund: Occupational Driver License Pg
 2551 Department: Adult Probation
 255104 Division: Occupational Driver Lic Pgm

Current Fiscal Year is 94.5 % Complete

2020 Actual Expenditure	2021 Actual Expenditure	2022 Adopted Budget	2022 Amended Budget	2022 FY-T-D Expenditure	2022 Expenditure Percent	Object	Description	2023 Base Budget	2023 Requested Budget	2023 Tentative Budget
						51	Personnel & Benefits			
50	47	0	55	46	84 %	5152102	Medicare FICA	0	0	0
419	403	0	425	401	94 %	5153000	Pension - TCDRS	0	0	0
298	280	0	300	256	85 %	5154000	Alternate Plan	0	0	0
6	4	0	15	4	30 %	5155000	UnemplCompens	0	0	0
775	737	0	795	708	89 %		Subtotals:	0	0	0
						53	Supplies			
2,642	4,497	0	5,000	3,636	73 %	5310000	Admin Supplies	0	0	0
2,642	4,497	0	5,000	3,636	73 %		Subtotals:	0	0	0
						54	Other Services and Charges			
1,106	5,122	0	10,000	8,831	88 %	5499230	Business Meals	0	0	0
1,106	5,122	0	10,000	8,831	88 %		Subtotals:	0	0	0
4,524	10,357	0	15,795	13,176	83 %		Fund Cost Center Totals:	0	0	0
4,524	10,357	0	15,795	13,176	83 %		Occupational Driver License Pg Totals:	0	0	0

Galveston County, Texas

Department Budget History and Budget (Expenditures) with FY-T-D Actuals

2240 Fund: Sheriff's Commissary Fund
 2111 Department: Sheriff's Dept
 211186 Division: Commissary Operations

Current Fiscal Year is 94.5 % Complete

2020 Actual Expenditure	2021 Actual Expenditure	2022 Adopted Budget	2022 Amended Budget	2022 FY-T-D Expenditure	2022 Expenditure Percent	Object	Description	2023 Base Budget	2023 Requested Budget	2023 Tentative Budget
						51	Personnel & Benefits			
0	0	0	0	0	****		Subtotals:	0	0	0
						54	Other Services and Charges			
467,687	525,216	0	1,000,000	946,535	95 %	5417050	Commissary Exp	0	0	0
467,687	525,216	0	1,000,000	946,535	95 %		Subtotals:	0	0	0
						59	Other Financing Uses			
0	0	0	0	0	****		Subtotals:	0	0	0
467,687	525,216	0	1,000,000	946,535	95 %		Fund Cost Center Totals:	0	0	0

Galveston County, Texas

Department Budget History and Budget (Expenditures) with FY-T-D Actuals

2240 Fund: Sheriff's Commissary Fund
 9210 Department: Interfund Oper Transfers Out
 921010 Division: Transfers & Reserves

Current Fiscal Year is 94.5 % Complete

2020 Actual Expenditure	2021 Actual Expenditure	2022 Adopted Budget	2022 Amended Budget	2022 FY-T-D Expenditure	2022 Expenditure Percent	Object	Description	2023 Base Budget	2023 Requested Budget	2023 Tentative Budget
						56	Other Expenses			
0	0	0	0	0	****		Subtotals:	0	0	0
						59	Other Financing Uses			
0	0	0	0	0	****		Subtotals:	0	0	0
0	0	0	0	0	****		Fund Cost Center Totals:	0	0	0

Galveston County, Texas

Department Budget History and Budget (Expenditures) with FY-T-D Actuals

2240 Fund: Sheriff's Commissary Fund
 9999 Department: Budget Projections
 999998 Division: Budget Projections

Current Fiscal Year is 94.5 % Complete

2020 Actual Expenditure	2021 Actual Expenditure	2022 Adopted Budget	2022 Amended Budget	2022 FY-T-D Expenditure	2022 Expenditure Percent	Object	Description	2023 Base Budget	2023 Requested Budget	2023 Tentative Budget
						51	Personnel & Benefits			
0	0	0	0	0	****		Subtotals:	0	0	0
							Fund Cost Center Totals:	0	0	0
467,687	525,216	0	1,000,000	946,535	95 %		Sheriff's Commissary Fund Totals:	0	0	0

Galveston County, Texas

Department Budget History and Budget (Expenditures) with FY-T-D Actuals

2242 Fund: Sheriff's ForfeituresAft 10/89
 2111 Department: Sheriff's Dept
 211124 Division: Sheriff Seizures Aft 10/89

Current Fiscal Year is 94.5 % Complete

2020 Actual Expenditure	2021 Actual Expenditure	2022 Adopted Budget	2022 Amended Budget	2022 FY-T-D Expenditure	2022 Expenditure Percent	Object	Description	2023 Base Budget	2023 Requested Budget	2023 Tentative Budget
						51	Personnel & Benefits			
0	0	0	0	0	****		Subtotals:	0	0	0
						53	Supplies			
9,089	8,139	0	30,000	11,608	39 %	5310000	Admin Supplies	0	0	0
5,285	2,570	0	30,000	13,902	46 %	5310001	ExtraordinarySpl	0	0	0
14,374	10,709	0	60,000	25,511	43 %		Subtotals:	0	0	0
						54	Other Services and Charges			
0	0	0	10,000	1,750	18 %	5423000	M&R Equip	0	0	0
0	0	0	10,000	0	0 %	5481000	Other ContractSv	0	0	0
0	0	0	20,000	1,750	9 %		Subtotals:	0	0	0
						56	Other Expenses			
0	6,012	0	30,000	0	0 %	5600500	Petty Cash	0	0	0
0	6,012	0	30,000	0	0 %		Subtotals:	0	0	0
						57	Capital Outlay			
0	5,157	0	20,000	0	0 %	5742000	Heavy Equipment	0	0	0
0	15,207	0	40,000	0	0 %	5743000	Vehicles	0	0	0
0	20,364	0	60,000	0	0 %		Subtotals:	0	0	0
14,374	37,085	0	170,000	27,261	16 %		Fund Cost Center Totals:	0	0	0
14,374	37,085	0	170,000	27,261	16 %		Sheriff's ForfeituresAft 10/89 Totals:	0	0	0

Galveston County, Texas

Department Budget History and Budget (Expenditures) with FY-T-D Actuals

2250 Fund: Law Enforcement Education Fund
 1271 Department: District Attorney
 127100 Division: District Attorney

Current Fiscal Year is 94.5 % Complete

2020 Actual Expenditure	2021 Actual Expenditure	2022 Adopted Budget	2022 Amended Budget	2022 FY-T-D Expenditure	2022 Expenditure Percent	Object	Description	2023 Base Budget	2023 Requested Budget	2023 Tentative Budget
						54	Other Services and Charges			
75	0	0	3,813	0	0 %	5496100	Travel and Confe	0	0	0
75	0	0	3,813	0	0 %		Subtotals:	0	0	0
75	0	0	3,813	0	0 %		Fund Cost Center Totals:	0	0	0

Galveston County, Texas

Department Budget History and Budget (Expenditures) with FY-T-D Actuals

2250 Fund: Law Enforcement Education Fund
 2111 Department: Sheriff's Dept
 211101 Division: Administration Sheriff

Current Fiscal Year is 94.5 % Complete

2020 Actual Expenditure	2021 Actual Expenditure	2022 Adopted Budget	2022 Amended Budget	2022 FY-T-D Expenditure	2022 Expenditure Percent	Object	Description	2023 Base Budget	2023 Requested Budget	2023 Tentative Budget
						54	Other Services and Charges			
10,962	38,088	0	112,814	27,321	24 %	5496100	Travel and Confe	0	0	0
10,962	38,088	0	112,814	27,321	24 %		Subtotals:	0	0	0
10,962	38,088	0	112,814	27,321	24 %		Fund Cost Center Totals:	0	0	0

Galveston County, Texas

Department Budget History and Budget (Expenditures) with FY-T-D Actuals

2250 Fund: Law Enforcement Education Fund
 2237 Department: Constable Pct #1
 223700 Division: Constable Pct #1

Current Fiscal Year is 94.5 % Complete

2020 Actual Expenditure	2021 Actual Expenditure	2022 Adopted Budget	2022 Amended Budget	2022 FY-T-D Expenditure	2022 Expenditure Percent	Object	Description	2023 Base Budget	2023 Requested Budget	2023 Tentative Budget
						54	Other Services and Charges			
336	6,682	0	4,031	4,067	101 %	5496100	Travel and Confe	0	0	0
336	6,682	0	4,031	4,067	101 %		Subtotals:	0	0	0
336	6,682	0	4,031	4,067	101 %		Fund Cost Center Totals:	0	0	0

Galveston County, Texas

Department Budget History and Budget (Expenditures) with FY-T-D Actuals

2250 Fund: Law Enforcement Education Fund
 2238 Department: Constable Pct #4
 223800 Division: Constable Pct #4

Current Fiscal Year is 94.5 % Complete

2020 Actual Expenditure	2021 Actual Expenditure	2022 Adopted Budget	2022 Amended Budget	2022 FY-T-D Expenditure	2022 Expenditure Percent	Object	Description	2023 Base Budget	2023 Requested Budget	2023 Tentative Budget
						54	Other Services and Charges			
0	569	0	3,972	1,295	33 %	5496100	Travel and Confe	0	0	0
0	569	0	3,972	1,295	33 %		Subtotals:	0	0	0
0	569	0	3,972	1,295	33 %		Fund Cost Center Totals:	0	0	0
11,373	46,730	0	126,766	32,684	26 %	Law Enforcement Education Fund		0	0	0

Galveston County, Texas

Department Budget History and Budget (Expenditures) with FY-T-D Actuals

2255 Fund: Constable Pct 4 Forfeitures
 2238 Department: Constable Pct #4
 223800 Division: Constable Pct #4

Current Fiscal Year is 94.5 % Complete

2020 Actual Expenditure	2021 Actual Expenditure	2022 Adopted Budget	2022 Amended Budget	2022 FY-T-D Expenditure	2022 Expenditure Percent	Object	Description	2023 Base Budget	2023 Requested Budget	2023 Tentative Budget
						53	Supplies			
0	0	0	0	0	****		Subtotals:	0	0	0
0	0	0	0	0	****		Fund Cost Center Totals:	0	0	0

Galveston County, Texas

Department Budget History and Budget (Expenditures) with FY-T-D Actuals

2255 Fund: Constable Pct 4 Forfeitures
 9210 Department: Interfund Oper Transfers Out
 921010 Division: Transfers & Reserves

Current Fiscal Year is 94.5 % Complete

2020 Actual Expenditure	2021 Actual Expenditure	2022 Adopted Budget	2022 Amended Budget	2022 FY-T-D Expenditure	2022 Expenditure Percent	Object	Description	2023 Base Budget	2023 Requested Budget	2023 Tentative Budget
						59	Other Financing Uses			
0	497	0	0	0	****	5911101	TTo Gen Fund	0	0	0
0	497	0	0	0	****		Subtotals:	0	0	0
0	497	0	0	0	****		Fund Cost Center Totals:	0	0	0
0	497	0	0	0	****		Constable Pct 4 Forfeitures Totals:	0	0	0

Galveston County, Texas

Department Budget History and Budget (Expenditures) with FY-T-D Actuals

2260 Fund: Emergency Management Fund
 2910 Department: Emergency Management
 291047 Division: Local Emergency Planning Commi

Current Fiscal Year is 94.5 % Complete

2020 Actual Expenditure	2021 Actual Expenditure	2022 Adopted Budget	2022 Amended Budget	2022 FY-T-D Expenditure	2022 Expenditure Percent	Object	Description	2023 Base Budget	2023 Requested Budget	2023 Tentative Budget
						53	Supplies			
0	240	0	10,509	10,509	100 %	5310000	Admin Supplies	0	0	0
0	240	0	10,509	10,509	100 %		Subtotals:	0	0	0
0	240	0	10,509	10,509	100 %		Fund Cost Center Totals:	0	0	0

Galveston County, Texas

Department Budget History and Budget (Expenditures) with FY-T-D Actuals

2260 Fund: Emergency Management Fund
 9201 Department: Transfers and Reserves
 920180 Division: Fund Balance Reserves

Current Fiscal Year is 94.5 % Complete

2020 Actual Expenditure	2021 Actual Expenditure	2022 Adopted Budget	2022 Amended Budget	2022 FY-T-D Expenditure	2022 Expenditure Percent	Object	Description	2023 Base Budget	2023 Requested Budget	2023 Tentative Budget
						59	Other Financing Uses			
0	0	400,000	400,000	0	0 %	5930000	Bdgeted Rsvrs	400,000	400,000	400,000
0	0	400,000	400,000	0	0 %		Subtotals:	400,000	400,000	400,000
0	0	400,000	400,000	0	0 %		Fund Cost Center Totals:	400,000	400,000	400,000

Galveston County, Texas

Department Budget History and Budget (Expenditures) with FY-T-D Actuals

2260 Fund: Emergency Management Fund
 9210 Department: Interfund Oper Transfers Out
 921010 Division: Transfers & Reserves

Current Fiscal Year is 94.5 % Complete

2020 Actual Expenditure	2021 Actual Expenditure	2022 Adopted Budget	2022 Amended Budget	2022 FY-T-D Expenditure	2022 Expenditure Percent	Object	Description	2023 Base Budget	2023 Requested Budget	2023 Tentative Budget
						59	Other Financing Uses			
0	0	0	0	0	****		Subtotals:	0	0	0
0	0	0	0	0	****		Fund Cost Center Totals:	0	0	0
0	240	400,000	410,509	10,509	3%		Emergency Management Fund Totals:	400,000	400,000	400,000

Galveston County, Texas

Department Budget History and Budget (Expenditures) with FY-T-D Actuals

2301 Fund: Road & Bridge Fund
 1721 Department: Fleet Management
 172111 Division: Fleet Mgmt - Galveston

Current Fiscal Year is 94.5 % Complete

2020 Actual Expenditure	2021 Actual Expenditure	2022 Adopted Budget	2022 Amended Budget	2022 FY-T-D Expenditure	2022 Expenditure Percent	Object	Description	2023 Base Budget	2023 Requested Budget	2023 Tentative Budget
						53	Supplies			
3,159	3,201	9,600	9,600	0	0 %	5310001	ExtraordinarySpl	0	0	0
12,687	14,879	17,500	17,500	17,392	99 %	5315010	Oils & Lubricant	17,500	21,000	21,000
491,386	518,684	540,000	580,000	548,945	95 %	5322010	Fuel	540,000	610,000	610,000
507,233	536,766	567,100	607,100	566,338	93 %		Subtotals:	557,500	631,000	631,000
						54	Other Services and Charges			
281,963	252,403	260,000	260,000	247,987	95 %	5423000	M&R Equip	260,000	286,000	286,000
281,963	252,403	260,000	260,000	247,987	95 %		Subtotals:	260,000	286,000	286,000
						57	Capital Outlay			
0	0	0	0	0	****	5741000	Equipment	0	100,500	100,500
0	0	0	0	0	****		Subtotals:	0	100,500	100,500
789,197	789,169	827,100	867,100	814,325	94 %		Fund Cost Center Totals:	817,500	1,017,500	1,017,500

Galveston County, Texas

Department Budget History and Budget (Expenditures) with FY-T-D Actuals

2301 Fund: Road & Bridge Fund
3121 Department: Road Department
312110 Division: Administration

Current Fiscal Year is 94.5 % Complete

2020 Actual Expenditure	2021 Actual Expenditure	2022 Adopted Budget	2022 Amended Budget	2022 FY-T-D Expenditure	2022 Expenditure Percent	Object	Description	2023 Base Budget	2023 Requested Budget	2023 Tentative Budget
						51	Personnel & Benefits			
229,689	249,384	263,991	263,991	235,088	89 %	5100000	Salaries	256,962	256,962	270,307
1,358	0	3,000	3,000	1,166	39 %	5112001	Vac/SickLvPyOut	0	3,000	3,000
0	422	300	300	0	0 %	5130000	Overtime	0	300	300
23,581	27,906	32,640	32,640	29,690	91 %	5151000	Cnty Hlth Insur	32,644	32,644	38,164
126,141	124,455	62,228	62,228	57,042	92 %	5151001	Self Insurance	0	125,000	125,000
3,358	3,636	3,879	3,879	3,439	89 %	5152102	Medicare FICA	3,728	3,728	3,921
28,074	31,019	34,403	34,403	30,407	88 %	5153000	Pension - TCDRS	33,432	33,432	32,088
19,997	21,595	23,110	23,110	19,401	84 %	5154000	Alternate Plan	20,165	22,216	23,370
599	501	378	378	346	92 %	5155000	UnemplCompens	927	361	435
32,867	32,867	8,349	8,349	7,653	92 %	5156000	Worker's Compens	0	35,000	35,000
465,668	491,789	432,278	432,278	384,236	89 %		Subtotals:	347,858	512,643	531,585
						53	Supplies			
3,511	3,451	4,000	4,000	2,999	75 %	5310000	Admin Supplies	4,000	4,000	4,000
0	239	0	0	0	****	5310001	ExtraordinarySpl	0	1,099	1,099
3,511	3,690	4,000	4,000	2,999	75 %		Subtotals:	4,000	5,099	5,099
						54	Other Services and Charges			
1,564	2,736	3,000	3,000	2,613	87 %	5419301	Software Licensi	0	36,500	36,500
5,606	401	2,000	2,000	768	38 %	5424000	Building Mainten	2,000	2,000	2,000
3,461	2,015	4,500	4,500	1,852	41 %	5481000	Other ContractSv	0	4,000	4,000
3,921	2,716	6,300	6,300	5,628	89 %	5496100	Travel and Confe	6,300	6,500	6,500
120	120	2,000	2,000	632	32 %	5498000	Memb&Dues	2,000	2,000	2,000
14,674	7,989	17,800	17,800	11,496	65 %		Subtotals:	10,300	51,000	51,000
						56	Other Expenses			
0	0	0	0	0	****		Subtotals:	0	0	0

Galveston County, Texas

Department Budget History and Budget (Expenditures) with FY-T-D Actuals

2301 Fund: Road & Bridge Fund
 3121 Department: Road Department
 312110 Division: Administration

Current Fiscal Year is 94.5 % Complete

2020 Actual Expenditure	2021 Actual Expenditure	2022 Adopted Budget	2022 Amended Budget	2022 FY-T-D Expenditure	2022 Expenditure Percent	Object	Description	2023 Base Budget	2023 Requested Budget	2023 Tentative Budget
						57	Capital Outlay			
0	0	0	0	0	****		Subtotals:	0	0	0
						59	Other Financing Uses			
0	0	0	0	0	****		Subtotals:	0	0	0
483,854	503,469	454,078	454,078	398,732	88 %		Fund Cost Center Totals:	362,158	568,742	587,684

Galveston County, Texas

Department Budget History and Budget (Expenditures) with FY-T-D Actuals

2301 Fund: Road & Bridge Fund
3121 Department: Road Department
312120 Division: F.M. Lateral Road

Current Fiscal Year is 94.5 % Complete

2020 Actual Expenditure	2021 Actual Expenditure	2022 Adopted Budget	2022 Amended Budget	2022 FY-T-D Expenditure	2022 Expenditure Percent	Object	Description	2023 Base Budget	2023 Requested Budget	2023 Tentative Budget
						51	Personnel & Benefits			
1,531,535	1,580,576	1,539,364	1,539,364	1,428,690	93 %	5100000	Salaries	1,625,110	1,721,686	1,813,685
7,469	36,780	20,000	20,000	1,482	7 %	5112001	Vac/SickLvPyOut	0	20,000	20,000
11,871	3,191	15,000	15,000	3,214	21 %	5130000	Overtime	0	15,000	15,000
250,387	264,364	342,720	342,720	275,907	81 %	5151000	Cnty Hlth Insur	310,118	334,601	391,181
22,804	23,848	22,848	22,848	21,102	92 %	5152102	Medicare FICA	23,583	24,985	26,316
188,811	201,212	202,638	202,638	184,578	91 %	5153000	Pension - TCDRS	211,444	224,010	215,304
134,305	140,094	136,124	136,124	117,553	86 %	5154000	Alternate Plan	89,542	143,879	151,586
3,641	2,993	2,228	2,228	2,042	92 %	5155000	UnemplCompens	5,871	2,435	2,923
-115	0	0	0	0	****	5190001	FEMA Salary/Bnft	0	0	0
2,150,710	2,253,063	2,280,922	2,280,922	2,034,572	89 %	Subtotals:		2,265,668	2,486,596	2,635,995
						53	Supplies			
5,050	13,469	4,800	4,800	4,158	87 %	5310001	ExtraordinarySpl	0	330	330
95,096	86,931	100,000	100,000	77,646	78 %	5310002	Oper Supplies	100,000	115,000	115,000
26,468	23,543	28,000	28,000	20,805	74 %	5312101	Uniforms	28,000	31,000	31,000
60,914	69,879	66,000	66,000	64,719	98 %	5319111	Other Supplies	66,000	69,000	69,000
1,582,510	1,551,350	1,617,000	1,599,750	1,282,498	80 %	5324001	Road Materials	1,617,000	1,920,000	1,920,000
1,770,040	1,745,173	1,815,800	1,798,550	1,449,828	81 %	Subtotals:		1,811,000	2,135,330	2,135,330
						54	Other Services and Charges			
22,971	17,653	18,500	35,750	33,187	93 %	5421400	Waste Disposal	18,500	18,500	18,500
0	1,500	0	0	0	****	5424000	Building Mainten	0	0	0
159,943	294,207	525,000	981,085	172,801	18 %	5425000	R&BMaint	525,000	300,000	300,000
12,738	33,319	35,000	35,000	30,959	88 %	5426100	Equip Other Rntl	0	35,000	35,000
195,652	346,680	578,500	1,051,835	236,948	23 %	Subtotals:		543,500	353,500	353,500
						56	Other Expenses			

Galveston County, Texas

Department Budget History and Budget (Expenditures) with FY-T-D Actuals

2301 Fund: Road & Bridge Fund
 3121 Department: Road Department
 312120 Division: F.M. Lateral Road

Current Fiscal Year is 94.5 % Complete

2020 Actual Expenditure	2021 Actual Expenditure	2022 Adopted Budget	2022 Amended Budget	2022 FY-T-D Expenditure	2022 Expenditure Percent	Object	Description	2023 Base Budget	2023 Requested Budget	2023 Tentative Budget
0	0	0	0	0	****		Subtotals:	0	0	0
						57	Capital Outlay			
72,085	0	0	5,600	0	0 %	5741000	Equipment	0	27,470	27,470
650,705	391,786	140,580	140,580	105,878	75 %	5742000	Heavy Equipment	0	615,000	615,000
209,860	0	0	172,895	172,895	100 %	5743000	Vehicles	0	40,000	40,000
932,651	391,786	140,580	319,075	278,773	87 %		Subtotals:	0	682,470	682,470
						59	Other Financing Uses			
0	0	0	0	0	****		Subtotals:	0	0	0
5,049,054	4,736,703	4,815,802	5,450,382	4,000,122	73 %		Fund Cost Center Totals:	4,620,168	5,657,896	5,807,295

Galveston County, Texas

Department Budget History and Budget (Expenditures) with FY-T-D Actuals

2301 Fund: Road & Bridge Fund
 9201 Department: Transfers and Reserves
 920180 Division: Fund Balance Reserves

Current Fiscal Year is 94.5 % Complete

2020 Actual Expenditure	2021 Actual Expenditure	2022 Adopted Budget	2022 Amended Budget	2022 FY-T-D Expenditure	2022 Expenditure Percent	Object	Description	2023 Base Budget	2023 Requested Budget	2023 Tentative Budget
						51	Personnel & Benefits			
0	0	0	0	0	****		Subtotals:	0	0	0
						59	Other Financing Uses			
0	0	0	0	0	****		Subtotals:	0	0	0
0	0	0	0	0	****		Fund Cost Center Totals:	0	0	0

Galveston County, Texas

Department Budget History and Budget (Expenditures) with FY-T-D Actuals

2301 Fund: Road & Bridge Fund
 9210 Department: Interfund Oper Transfers Out
 921010 Division: Transfers & Reserves

Current Fiscal Year is 94.5 % Complete

2020 Actual Expenditure	2021 Actual Expenditure	2022 Adopted Budget	2022 Amended Budget	2022 FY-T-D Expenditure	2022 Expenditure Percent	Object	Description	2023 Base Budget	2023 Requested Budget	2023 Tentative Budget
						56	Other Expenses			
0	0	0	0	0	****		Subtotals:	0	0	0
						59	Other Financing Uses			
0	0	0	0	0	****		Subtotals:	0	0	0
0	0	0	0	0	****		Fund Cost Center Totals:	0	0	0

Galveston County, Texas

Department Budget History and Budget (Expenditures) with FY-T-D Actuals

2301 Fund: Road & Bridge Fund
 9999 Department: Budget Projections
 999998 Division: Budget Projections

Current Fiscal Year is 94.5 % Complete

2020 Actual Expenditure	2021 Actual Expenditure	2022 Adopted Budget	2022 Amended Budget	2022 FY-T-D Expenditure	2022 Expenditure Percent	Object	Description	2023 Base Budget	2023 Requested Budget	2023 Tentative Budget
						51	Personnel & Benefits			
0	0	0	0	0	****		Subtotals:	0	0	0
						53	Supplies			
0	0	0	0	0	****		Subtotals:	0	0	0
						54	Other Services and Charges			
0	0	0	0	0	****		Subtotals:	0	0	0
						56	Other Expenses			
0	0	0	0	0	****		Subtotals:	0	0	0
						57	Capital Outlay			
0	0	0	0	0	****		Subtotals:	0	0	0
0	0	0	0	0	****		Fund Cost Center Totals:	0	0	0
6,322,106	6,029,343	6,096,980	6,771,560	5,213,180	77 %		Road & Bridge Fund Totals:	5,799,826	7,244,138	7,412,479

Galveston County, Texas

Department Budget History and Budget (Expenditures) with FY-T-D Actuals

2303 Fund: Farm to Market Lateral Road
3143 Department: Right of Way Department
314300 Division: Right Of Way

Current Fiscal Year is 94.5 % Complete

2020 Actual Expenditure	2021 Actual Expenditure	2022 Adopted Budget	2022 Amended Budget	2022 FY-T-D Expenditure	2022 Expenditure Percent	Object	Description	2023 Base Budget	2023 Requested Budget	2023 Tentative Budget
						51	Personnel & Benefits			
77,653	77,373	77,077	77,077	70,851	92 %	5100000	Salaries	77,077	77,077	81,085
6,808	7,150	8,160	8,160	7,501	92 %	5151000	Cnty Hlth Insur	8,161	8,161	9,541
2,772	2,706	1,353	1,353	1,240	92 %	5151001	Self Insurance	0	3,000	3,000
1,138	1,139	1,118	1,118	1,044	93 %	5152102	Medicare FICA	1,118	1,118	1,176
9,460	9,605	9,920	9,920	9,121	92 %	5153000	Pension - TCDRS	10,028	10,028	9,625
6,731	6,688	6,664	6,664	5,817	87 %	5154000	Alternate Plan	6,049	6,664	7,010
179	149	108	108	99	92 %	5155000	UnemplCompens	278	108	130
714	714	182	182	166	92 %	5156000	Worker's Compens	0	1,000	1,000
105,456	105,526	104,582	104,582	95,842	92 %		Subtotals:	102,711	107,156	112,567
						53	Supplies			
93	1,102	3,000	3,000	1,022	34 %	5310000	Admin Supplies	3,000	3,000	3,000
0	0	0	0	0	****	5310001	ExtraordinarySpl	0	300	300
93	1,102	3,000	3,000	1,022	34 %		Subtotals:	3,000	3,300	3,300
						54	Other Services and Charges			
750	750	30,000	29,500	2,900	10 %	5410000	Prof Serv	30,000	30,000	30,000
0	0	500	1,000	351	35 %	5493100	Marketing and Ad	500	1,500	1,500
30	0	360	360	84	24 %	5496100	Travel and Confe	360	360	360
665	882	1,288	1,288	665	52 %	5498000	Memb&Dues	1,288	1,288	1,288
1,445	1,632	32,148	32,148	4,001	12 %		Subtotals:	32,148	33,148	33,148
						56	Other Expenses			
0	0	0	0	0	****		Subtotals:	0	0	0
						57	Capital Outlay			
0	10	45,000	45,000	0	0 %	5713010	ROW Acquisition	0	45,000	45,000

Galveston County, Texas

Department Budget History and Budget (Expenditures) with FY-T-D Actuals

2303 Fund: Farm to Market Lateral Road
 3143 Department: Right of Way Department
 314300 Division: Right Of Way

Current Fiscal Year is 94.5 % Complete

2020 Actual Expenditure	2021 Actual Expenditure	2022 Adopted Budget	2022 Amended Budget	2022 FY-T-D Expenditure	2022 Expenditure Percent	Object	Description	2023 Base Budget	2023 Requested Budget	2023 Tentative Budget
0	10	45,000	45,000	0	0 %		Subtotals:	0	45,000	45,000
						59	Other Financing Uses			
0	0	0	0	0	****		Subtotals:	0	0	0
106,994	108,271	184,730	184,730	100,866	55 %		Fund Cost Center Totals:	137,859	188,604	194,015

Galveston County, Texas

Department Budget History and Budget (Expenditures) with FY-T-D Actuals

2303 Fund: Farm to Market Lateral Road
 9201 Department: Transfers and Reserves
 920180 Division: Fund Balance Reserves

Current Fiscal Year is 94.5 % Complete

2020 Actual Expenditure	2021 Actual Expenditure	2022 Adopted Budget	2022 Amended Budget	2022 FY-T-D Expenditure	2022 Expenditure Percent	Object	Description	2023 Base Budget	2023 Requested Budget	2023 Tentative Budget
						51	Personnel & Benefits			
0	0	0	0	0	****		Subtotals:	0	0	0
						59	Other Financing Uses			
0	0	500,000	500,000	0	0 %	5930000	Bdgeted Rsvrs	500,000	500,000	500,000
0	0	500,000	500,000	0	0 %		Subtotals:	500,000	500,000	500,000
0	0	500,000	500,000	0	0 %		Fund Cost Center Totals:	500,000	500,000	500,000

Galveston County, Texas

Department Budget History and Budget (Expenditures) with FY-T-D Actuals

2303 Fund: Farm to Market Lateral Road
 9210 Department: Interfund Oper Transfers Out
 921010 Division: Transfers & Reserves

Current Fiscal Year is 94.5 % Complete

2020 Actual Expenditure	2021 Actual Expenditure	2022 Adopted Budget	2022 Amended Budget	2022 FY-T-D Expenditure	2022 Expenditure Percent	Object	Description	2023 Base Budget	2023 Requested Budget	2023 Tentative Budget
						56	Other Expenses			
0	0	0	0	0	****		Subtotals:	0	0	0
						59	Other Financing Uses			
0	0	0	0	0	****		Subtotals:	0	0	0
0	0	0	0	0	****		Fund Cost Center Totals:	0	0	0

Galveston County, Texas

Department Budget History and Budget (Expenditures) with FY-T-D Actuals

2303 Fund: Farm to Market Lateral Road
 9999 Department: Budget Projections
 999998 Division: Budget Projections

Current Fiscal Year is 94.5 % Complete

2020 Actual Expenditure	2021 Actual Expenditure	2022 Adopted Budget	2022 Amended Budget	2022 FY-T-D Expenditure	2022 Expenditure Percent	Object	Description	2023 Base Budget	2023 Requested Budget	2023 Tentative Budget
						51	Personnel & Benefits			
0	0	0	0	0	****		Subtotals:	0	0	0
						53	Supplies			
0	0	0	0	0	****		Subtotals:	0	0	0
						56	Other Expenses			
0	0	0	0	0	****		Subtotals:	0	0	0
						57	Capital Outlay			
0	0	0	0	0	****		Subtotals:	0	0	0
0	0	0	0	0	****		Fund Cost Center Totals:	0	0	0
106,994	108,271	684,730	684,730	100,866	15 %	Farm to Market Lateral Road Totals:		637,859	688,604	694,015

Galveston County, Texas

Department Budget History and Budget (Expenditures) with FY-T-D Actuals

2341 Fund: Galv Cty Road District #1
3131 Department: Road District #1
313100 Division: Road District #1

Current Fiscal Year is 94.5 % Complete

2020 Actual Expenditure	2021 Actual Expenditure	2022 Adopted Budget	2022 Amended Budget	2022 FY-T-D Expenditure	2022 Expenditure Percent	Object	Description	2023 Base Budget	2023 Requested Budget	2023 Tentative Budget
						51	Personnel & Benefits			
124,889	136,709	139,413	139,413	122,104	88 %	5100000	Salaries	151,413	151,413	159,367
26,559	10,625	28,622	28,622	14,445	50 %	5120001	Seasonal Help	0	43,291	44,025
10,848	10,955	10,000	10,000	19,997	200 %	5130000	Overtime	0	10,000	10,000
24,624	28,602	32,640	32,640	29,690	91 %	5151000	Cnty Hlth Insur	32,644	32,644	38,164
2,493	2,334	2,586	2,586	2,307	89 %	5152102	Medicare FICA	2,199	2,412	2,537
17,258	18,330	19,231	19,231	18,232	95 %	5153000	Pension - TCDRS	19,702	19,702	18,919
12,282	12,765	12,920	12,920	11,633	90 %	5154000	Alternate Plan	8,927	9,836	10,359
380	145	393	393	204	52 %	5154111	Alt Pln-Nonp Emp	0	201	212
399	344	251	251	230	92 %	5155000	UnemplCompens	547	234	283
219,736	220,812	246,056	246,056	218,845	89 %		Subtotals:	215,432	269,733	283,866
						53	Supplies			
0	0	2,000	2,000	0	0 %	5310000	Admin Supplies	2,000	2,000	2,000
0	0	2,000	2,000	0	0 %		Subtotals:	2,000	2,000	2,000
						54	Other Services and Charges			
592	0	4,000	4,000	649	16 %	5423000	M&R Equip	4,000	4,000	4,000
592	0	4,000	4,000	649	16 %		Subtotals:	4,000	4,000	4,000
						56	Other Expenses			
0	0	0	0	0	****		Subtotals:	0	0	0
						57	Capital Outlay			
0	0	0	0	0	****		Subtotals:	0	0	0
						59	Other Financing Uses			
0	0	0	0	0	****		Subtotals:	0	0	0

Galveston County, Texas

Department Budget History and Budget (Expenditures) with FY-T-D Actuals

2341 Fund: Galv Cty Road District #1
 3131 Department: Road District #1
 313100 Division: Road District #1

Current Fiscal Year is 94.5 % Complete

2020 Actual Expenditure	2021 Actual Expenditure	2022 Adopted Budget	2022 Amended Budget	2022 FY-T-D Expenditure	2022 Expenditure Percent	Object	Description	2023 Base Budget	2023 Requested Budget	2023 Tentative Budget
220,328	220,812	252,056	252,056	219,495	87 %		Fund Cost Center Totals:	221,432	275,733	289,866

Galveston County, Texas

Department Budget History and Budget (Expenditures) with FY-T-D Actuals

2341 Fund: Galv Cty Road District #1
 9201 Department: Transfers and Reserves
 920180 Division: Fund Balance Reserves

Current Fiscal Year is 94.5 % Complete

2020 Actual Expenditure	2021 Actual Expenditure	2022 Adopted Budget	2022 Amended Budget	2022 FY-T-D Expenditure	2022 Expenditure Percent	Object	Description	2023 Base Budget	2023 Requested Budget	2023 Tentative Budget
						51	Personnel & Benefits			
0	0	0	0	0	****		Subtotals:	0	0	0
						59	Other Financing Uses			
0	0	500,000	500,000	0	0 %	5930000	Bdgeted Rsvrs	500,000	500,000	500,000
0	0	500,000	500,000	0	0 %		Subtotals:	500,000	500,000	500,000
0	0	500,000	500,000	0	0 %		Fund Cost Center Totals:	500,000	500,000	500,000

Galveston County, Texas

Department Budget History and Budget (Expenditures) with FY-T-D Actuals

2341 Fund: Galv Cty Road District #1
 9210 Department: Interfund Oper Transfers Out
 921010 Division: Transfers & Reserves

Current Fiscal Year is 94.5 % Complete

2020 Actual Expenditure	2021 Actual Expenditure	2022 Adopted Budget	2022 Amended Budget	2022 FY-T-D Expenditure	2022 Expenditure Percent	Object	Description	2023 Base Budget	2023 Requested Budget	2023 Tentative Budget
						56	Other Expenses			
0	0	0	0	0	****		Subtotals:	0	0	0
						59	Other Financing Uses			
0	0	0	0	0	****		Subtotals:	0	0	0
0	0	0	0	0	****		Fund Cost Center Totals:	0	0	0

Galveston County, Texas

Department Budget History and Budget (Expenditures) with FY-T-D Actuals

2341 Fund: Galv Cty Road District #1
 9999 Department: Budget Projections
 999998 Division: Budget Projections

Current Fiscal Year is 94.5 % Complete

2020 Actual Expenditure	2021 Actual Expenditure	2022 Adopted Budget	2022 Amended Budget	2022 FY-T-D Expenditure	2022 Expenditure Percent	Object	Description	2023 Base Budget	2023 Requested Budget	2023 Tentative Budget
						51	Personnel & Benefits			
0	0	0	0	0	****		Subtotals:	0	0	0
						54	Other Services and Charges			
0	0	0	0	0	****		Subtotals:	0	0	0
						56	Other Expenses			
0	0	0	0	0	****		Subtotals:	0	0	0
0	0	0	0	0	****		Fund Cost Center Totals:	0	0	0
220,328	220,812	752,056	752,056	219,495	29 %	Galv Cty Road District #1 Totals:		721,432	775,733	789,866

Galveston County, Texas

Department Budget History and Budget (Expenditures) with FY-T-D Actuals

2370 Fund: Flood Control Fund
 1721 Department: Fleet Management
 172111 Division: Fleet Mgmt - Galveston

Current Fiscal Year is 94.5 % Complete

2020 Actual Expenditure	2021 Actual Expenditure	2022 Adopted Budget	2022 Amended Budget	2022 FY-T-D Expenditure	2022 Expenditure Percent	Object	Description	2023 Base Budget	2023 Requested Budget	2023 Tentative Budget
						54	Other Services and Charges			
44,707	55,715	60,000	60,000	60,000	100 %	5423000	M&R Equip	60,000	60,000	60,000
44,707	55,715	60,000	60,000	60,000	100 %		Subtotals:	60,000	60,000	60,000
44,707	55,715	60,000	60,000	60,000	100 %		Fund Cost Center Totals:	60,000	60,000	60,000

Galveston County, Texas

Department Budget History and Budget (Expenditures) with FY-T-D Actuals

2370 Fund: Flood Control Fund
 1901 Department: County Engineer
 190100 Division: County Engineer

Current Fiscal Year is 94.5 % Complete

2020 Actual Expenditure	2021 Actual Expenditure	2022 Adopted Budget	2022 Amended Budget	2022 FY-T-D Expenditure	2022 Expenditure Percent	Object	Description	2023 Base Budget	2023 Requested Budget	2023 Tentative Budget
						51	Personnel & Benefits			
0	0	0	0	0	****		Subtotals:	0	0	0
						54	Other Services and Charges			
3,624	725	120,000	114,811	12,000	10 %	5410000	Prof Serv	120,000	70,000	70,000
150,000	0	0	0	0	****	5415200	Interlocal Agrmt	0	0	0
0	0	100,000	100,000	0	0 %	5453011	Flood Control Se	100,000	0	0
0	0	4,100	4,100	0	0 %	5498001	Agency Membershi	4,100	4,100	4,100
153,624	725	224,100	218,911	12,000	5 %		Subtotals:	224,100	74,100	74,100
						55	Inter/Intragvrnmntl Expenditrs			
0	0	0	0	0	****		Subtotals:	0	0	0
						56	Other Expenses			
0	0	0	0	0	****		Subtotals:	0	0	0
						57	Capital Outlay			
0	0	0	0	0	****		Subtotals:	0	0	0
						59	Other Financing Uses			
0	0	0	0	0	****		Subtotals:	0	0	0
153,624	725	224,100	218,911	12,000	5 %		Fund Cost Center Totals:	224,100	74,100	74,100

Galveston County, Texas

Department Budget History and Budget (Expenditures) with FY-T-D Actuals

2370 Fund: Flood Control Fund
 1901 Department: County Engineer
 190145 Division: Section 408 Applications

Current Fiscal Year is 94.5 % Complete

2020 Actual Expenditure	2021 Actual Expenditure	2022 Adopted Budget	2022 Amended Budget	2022 FY-T-D Expenditure	2022 Expenditure Percent	Object	Description	2023 Base Budget	2023 Requested Budget	2023 Tentative Budget
						54	Other Services and Charges			
0	0	25,000	25,000	0	0 %	5410076	Corp Reviews	25,000	25,000	25,000
0	0	25,000	25,000	0	0 %		Subtotals:	25,000	25,000	25,000
0	0	25,000	25,000	0	0 %		Fund Cost Center Totals:	25,000	25,000	25,000

Galveston County, Texas

Department Budget History and Budget (Expenditures) with FY-T-D Actuals

2370 Fund: Flood Control Fund
2961 Department: Flood Control
296100 Division: Flood Control

Current Fiscal Year is 94.5 % Complete

2020 Actual Expenditure	2021 Actual Expenditure	2022 Adopted Budget	2022 Amended Budget	2022 FY-T-D Expenditure	2022 Expenditure Percent	Object	Description	2023 Base Budget	2023 Requested Budget	2023 Tentative Budget
						51	Personnel & Benefits			
491,256	499,857	486,801	486,801	417,526	86 %	5100000	Salaries	454,737	491,694	517,612
739	1,794	5,000	5,000	357	7 %	5112001	Vac/SickLvPyOut	0	5,000	5,000
4,616	1,651	8,000	8,000	1,686	21 %	5130000	Overtime	0	8,000	8,000
80,379	85,184	102,816	102,816	80,064	78 %	5151000	Cnty Hlth Insur	86,507	94,668	110,676
62,655	59,793	29,897	29,897	27,405	92 %	5151001	Self Insurance	0	60,000	60,000
7,278	7,374	7,254	7,254	6,201	85 %	5152102	Medicare FICA	6,600	7,137	7,511
60,503	62,485	64,329	64,329	54,247	84 %	5153000	Pension - TCDRS	59,166	63,975	61,445
43,049	43,510	43,215	43,215	34,674	80 %	5154000	Alternate Plan	30,461	41,686	43,887
1,335	953	707	707	648	92 %	5155000	UnemplCompens	1,643	694	835
15,719	15,719	3,830	3,830	3,510	92 %	5156000	Worker's Compens	0	15,000	15,000
767,531	778,325	751,849	751,849	626,323	83 %		Subtotals:	639,114	787,854	829,966
						53	Supplies			
7,592	2,299	750	750	567	76 %	5310001	ExtraordinarySpl	0	4,212	4,212
137,549	164,415	160,000	160,000	116,488	73 %	5353013	Culverts	160,000	180,000	180,000
145,142	166,714	160,750	160,750	117,055	73 %		Subtotals:	160,000	184,212	184,212
						54	Other Services and Charges			
2,469	1,103	3,000	3,000	744	25 %	5481000	Other ContractSv	0	3,000	3,000
6,732	30,515	31,219	31,219	31,227	100 %	5498001	Agency Membershi	31,219	0	0
9,201	31,619	34,219	34,219	31,972	93 %		Subtotals:	31,219	3,000	3,000
						56	Other Expenses			
11,621	0	0	0	0	****	5602200	RefndsAdVlrmTx	0	0	0
11,621	0	0	0	0	****		Subtotals:	0	0	0
						57	Capital Outlay			
0	95,212	23,000	65,800	42,602	65 %	5741000	Equipment	0	6,300	6,300

Galveston County, Texas

Department Budget History and Budget (Expenditures) with FY-T-D Actuals

2370 Fund: Flood Control Fund
 2961 Department: Flood Control
 296100 Division: Flood Control

Current Fiscal Year is 94.5 % Complete

2020 Actual Expenditure	2021 Actual Expenditure	2022 Adopted Budget	2022 Amended Budget	2022 FY-T-D Expenditure	2022 Expenditure Percent	Object	Description	2023 Base Budget	2023 Requested Budget	2023 Tentative Budget
234,042	106,969	435,000	416,400	389,113	93 %	5742000	Heavy Equipment	0	406,239	406,239
449,084	0	0	370,613	370,613	100 %	5743000	Vehicles	0	121,398	121,398
683,126	202,181	458,000	852,813	802,328	94 %		Subtotals:	0	533,937	533,937
						59	Other Financing Uses			
0	0	0	0	0	****		Subtotals:	0	0	0
1,616,624	1,178,841	1,404,818	1,799,631	1,577,678	88 %		Fund Cost Center Totals:	830,333	1,509,003	1,551,115

Galveston County, Texas

Department Budget History and Budget (Expenditures) with FY-T-D Actuals

2370 Fund: Flood Control Fund
 2961 Department: Flood Control
 296110 Division: Building Inspector

Current Fiscal Year is 94.5 % Complete

2020 Actual Expenditure	2021 Actual Expenditure	2022 Adopted Budget	2022 Amended Budget	2022 FY-T-D Expenditure	2022 Expenditure Percent	Object	Description	2023 Base Budget	2023 Requested Budget	2023 Tentative Budget
						51	Personnel & Benefits			
131,201	104,504	129,062	129,062	112,316	87 %	5100000	Salaries	129,062	129,062	137,438
0	24,055	1,000	1,000	34	3 %	5112001	Vac/SickLvPyOut	0	1,000	1,000
0	0	3,000	3,000	0	0 %	5130000	Overtime	0	3,000	3,000
17,136	14,393	24,480	24,480	21,247	87 %	5151000	Cnty Hlth Insur	24,483	24,483	28,623
1,919	1,878	1,931	1,931	1,634	85 %	5152102	Medicare FICA	1,872	1,872	1,994
15,983	15,933	17,128	17,128	14,477	85 %	5153000	Pension - TCDRS	16,792	16,792	16,315
11,373	11,113	11,506	11,506	9,205	80 %	5154000	Alternate Plan	4,709	10,607	11,294
325	314	189	189	173	92 %	5155000	UnemplCompens	466	182	222
177,940	172,192	188,296	188,296	159,089	84 %		Subtotals:	177,384	186,998	199,886
						53	Supplies			
449	463	500	500	453	91 %	5310000	Admin Supplies	500	500	500
0	0	0	0	0	****	5310001	ExtraordinarySpl	0	1,200	1,200
449	463	500	500	453	91 %		Subtotals:	500	1,700	1,700
						54	Other Services and Charges			
0	100	500	500	0	0 %	5493100	Marketing and Ad	500	0	0
400	0	3,800	3,800	826	22 %	5496100	Travel and Confe	3,800	3,800	3,800
8,606	1,022	0	0	0	****	5496301	Business Mileage	0	0	0
200	50	200	200	150	75 %	5498000	Memb&Dues	200	200	200
9,206	1,172	4,500	4,500	976	22 %		Subtotals:	4,500	4,000	4,000
						56	Other Expenses			
0	0	0	0	0	****		Subtotals:	0	0	0
						57	Capital Outlay			
0	0	0	37,129	0	0 %	5743000	Vehicles	0	0	0

Galveston County, Texas

Department Budget History and Budget (Expenditures) with FY-T-D Actuals

2370 Fund: Flood Control Fund
 2961 Department: Flood Control
 296110 Division: Building Inspector

Current Fiscal Year is 94.5 % Complete

2020 Actual Expenditure	2021 Actual Expenditure	2022 Adopted Budget	2022 Amended Budget	2022 FY-T-D Expenditure	2022 Expenditure Percent	Object	Description	2023 Base Budget	2023 Requested Budget	2023 Tentative Budget
0	0	0	37,129	0	0 %		Subtotals:	0	0	0
187,595	173,828	193,296	230,425	160,519	70 %		Fund Cost Center Totals:	182,384	192,698	205,586

Galveston County, Texas

Department Budget History and Budget (Expenditures) with FY-T-D Actuals

2370 Fund: Flood Control Fund
2961 Department: Flood Control
296121 Division: Seawall Maintenance

Current Fiscal Year is 94.5 % Complete

2020 Actual Expenditure	2021 Actual Expenditure	2022 Adopted Budget	2022 Amended Budget	2022 FY-T-D Expenditure	2022 Expenditure Percent	Object	Description	2023 Base Budget	2023 Requested Budget	2023 Tentative Budget
						51	Personnel & Benefits			
241,009	266,433	275,214	275,214	219,914	80 %	5100000	Salaries	225,553	274,239	288,834
0	0	5,000	5,000	13,390	268 %	5112001	Vac/SickLvPyOut	0	5,000	5,000
1,091	3,096	8,000	8,000	208	3 %	5130000	Overtime	0	8,000	8,000
33,253	41,860	48,960	48,960	39,670	81 %	5151000	Cnty Hlth Insur	40,805	48,966	57,246
3,556	3,962	4,183	4,183	3,428	82 %	5152102	Medicare FICA	3,273	3,979	4,190
29,472	33,465	37,097	37,097	30,036	81 %	5153000	Pension - TCDRS	29,347	35,682	34,288
20,993	23,300	24,920	24,920	19,285	77 %	5154000	Alternate Plan	12,400	22,783	24,006
651	547	407	407	373	92 %	5155000	UnemplCompens	815	387	466
-177	0	0	0	0	****	5190001	FEMA Salary/Bnft	0	0	0
329,852	372,666	403,781	403,781	326,308	81 %		Subtotals:	312,193	399,036	422,030
						53	Supplies			
5,178	0	6,560	6,560	3,035	46 %	5310001	ExtraordinarySpl	0	0	0
13,914	5,529	12,000	12,000	8,642	72 %	5310002	Oper Supplies	12,000	12,000	12,000
1,903	4,713	5,000	5,000	2,636	53 %	5315010	Oils & Lubricant	5,000	6,000	6,000
26,357	12,511	27,000	27,000	23,173	86 %	5322010	Fuel	27,000	37,000	37,000
47,353	22,754	50,560	50,560	37,487	74 %		Subtotals:	44,000	55,000	55,000
						54	Other Services and Charges			
263,951	95,695	145,000	145,000	83,013	57 %	5423000	M&R Equip	145,000	145,000	145,000
0	2,213	3,000	3,000	0	0 %	5426100	Equip Other Rntl	0	3,000	3,000
51,294	63,366	77,660	77,660	42,267	54 %	5481000	Other ContractSv	0	79,000	79,000
315,245	161,275	225,660	225,660	125,280	56 %		Subtotals:	145,000	227,000	227,000
						56	Other Expenses			
0	0	0	0	0	****		Subtotals:	0	0	0
						57	Capital Outlay			

Galveston County, Texas

Department Budget History and Budget (Expenditures) with FY-T-D Actuals

2370 Fund: Flood Control Fund
 2961 Department: Flood Control
 296121 Division: Seawall Maintenance

Current Fiscal Year is 94.5 % Complete

2020 Actual Expenditure	2021 Actual Expenditure	2022 Adopted Budget	2022 Amended Budget	2022 FY-T-D Expenditure	2022 Expenditure Percent	Object	Description	2023 Base Budget	2023 Requested Budget	2023 Tentative Budget
20,776	5,247	0	0	0	****	5741000	Equipment	0	0	0
67,018	90,737	0	0	0	****	5742000	Heavy Equipment	0	0	0
87,794	95,984	0	0	0	****	Subtotals:		0	0	0
						59	Other Financing Uses			
0	0	0	0	0	****	Subtotals:		0	0	0
780,246	652,681	680,001	680,001	489,076	72 %	Fund Cost Center Totals:		501,193	681,036	704,030

Galveston County, Texas

Department Budget History and Budget (Expenditures) with FY-T-D Actuals

2370 Fund: Flood Control Fund
 9201 Department: Transfers and Reserves
 920180 Division: Fund Balance Reserves

Current Fiscal Year is 94.5 % Complete

2020 Actual Expenditure	2021 Actual Expenditure	2022 Adopted Budget	2022 Amended Budget	2022 FY-T-D Expenditure	2022 Expenditure Percent	Object	Description	2023 Base Budget	2023 Requested Budget	2023 Tentative Budget
						51	Personnel & Benefits			
0	0	0	0	0	****		Subtotals:	0	0	0
						59	Other Financing Uses			
0	0	500,000	67,257	0	0 %	5930000	Bdgeted Rsvrs	500,000	500,000	500,000
0	0	500,000	67,257	0	0 %		Subtotals:	500,000	500,000	500,000
0	0	500,000	67,257	0	0 %		Fund Cost Center Totals:	500,000	500,000	500,000

Galveston County, Texas

Department Budget History and Budget (Expenditures) with FY-T-D Actuals

2370 Fund: Flood Control Fund
 9210 Department: Interfund Oper Transfers Out
 921010 Division: Transfers & Reserves

Current Fiscal Year is 94.5 % Complete

2020 Actual Expenditure	2021 Actual Expenditure	2022 Adopted Budget	2022 Amended Budget	2022 FY-T-D Expenditure	2022 Expenditure Percent	Object	Description	2023 Base Budget	2023 Requested Budget	2023 Tentative Budget
						56	Other Expenses			
0	0	0	0	0	****		Subtotals:	0	0	0
						59	Other Financing Uses			
0	0	0	0	0	****		Subtotals:	0	0	0
0	0	0	0	0	****		Fund Cost Center Totals:	0	0	0

Galveston County, Texas

Department Budget History and Budget (Expenditures) with FY-T-D Actuals

2370 Fund: Flood Control Fund
 9999 Department: Budget Projections
 999998 Division: Budget Projections

Current Fiscal Year is 94.5 % Complete

2020 Actual Expenditure	2021 Actual Expenditure	2022 Adopted Budget	2022 Amended Budget	2022 FY-T-D Expenditure	2022 Expenditure Percent	Object	Description	2023 Base Budget	2023 Requested Budget	2023 Tentative Budget
						51	Personnel & Benefits			
0	0	0	0	0	****		Subtotals:	0	0	0
						53	Supplies			
0	0	0	0	0	****		Subtotals:	0	0	0
						54	Other Services and Charges			
0	0	0	0	0	****		Subtotals:	0	0	0
						56	Other Expenses			
0	0	0	0	0	****		Subtotals:	0	0	0
						57	Capital Outlay			
0	0	0	0	0	****		Subtotals:	0	0	0
0	0	0	0	0	****		Fund Cost Center Totals:	0	0	0
2,782,799	2,061,792	3,087,215	3,081,226	2,299,275	75 %		Flood Control Fund Totals:	2,323,010	3,041,837	3,119,831

Galveston County, Texas

Department Budget History and Budget (Expenditures) with FY-T-D Actuals

2410 Fund: Mosquito Control District Fund
4111 Department: Mosquito Control District
411100 Division: Mosquito Control District

Current Fiscal Year is 94.5 % Complete

2020 Actual Expenditure	2021 Actual Expenditure	2022 Adopted Budget	2022 Amended Budget	2022 FY-T-D Expenditure	2022 Expenditure Percent	Object	Description	2023 Base Budget	2023 Requested Budget	2023 Tentative Budget
						51	Personnel & Benefits			
454,176	453,560	504,397	504,397	417,945	83 %	5100000	Salaries	466,754	561,082	622,217
2,401	0	5,000	5,000	561	11 %	5112001	Vac/SickLvPyOut	0	5,000	5,000
6,461	9,065	35,000	35,000	2,967	8 %	5120001	Seasonal Help	0	35,000	35,000
925	1,908	10,000	10,000	5	0 %	5130000	Overtime	0	10,000	10,000
66,260	69,911	97,920	97,920	71,419	73 %	5151000	Cnty Hlth Insur	65,288	122,415	152,656
30,496	29,761	14,881	14,881	13,640	92 %	5151001	Self Insurance	0	30,000	30,000
6,845	6,859	8,045	8,045	6,213	77 %	5152102	Medicare FICA	7,226	9,043	9,965
55,674	56,548	66,853	66,853	53,834	81 %	5153000	Pension - TCDRS	60,793	81,088	81,532
39,610	39,374	44,907	44,907	34,439	77 %	5154000	Alternate Plan	31,752	51,825	56,985
88	124	480	480	40	8 %	5154111	Alt Pln-Nonp Emp	423	0	0
1,210	999	780	780	715	92 %	5155000	UnemplCompens	1,799	879	1,109
8,574	8,574	2,178	2,178	1,996	92 %	5156000	Worker's Compens	0	9,000	9,000
672,725	676,687	790,441	790,441	603,779	76 %	Subtotals:		634,035	915,332	1,013,464
						53	Supplies			
4,478	6,438	10,000	10,000	5,929	59 %	5310000	Admin Supplies	10,000	10,000	10,000
21,605	12,024	15,600	15,600	5,217	33 %	5310001	ExtraordinarySpl	0	12,500	12,500
2,645	2,851	4,500	4,500	2,050	46 %	5310002	Oper Supplies	4,500	4,500	4,500
0	0	300	300	0	0 %	5311140	Postage	300	300	300
2,937	3,996	8,000	8,000	3,165	40 %	5312101	Uniforms	8,000	8,000	8,000
947	1,850	5,200	5,200	686	13 %	5313100	Clean/Hshld Supp	5,200	5,200	5,200
213,399	201,535	400,000	555,000	396,115	71 %	5313301	InsecticidsChem	400,000	450,000	450,000
1,627	0	5,200	5,200	0	0 %	5315010	Oils & Lubricant	5,200	5,200	5,200
0	0	300	300	0	0 %	5317000	BooksPriodcls	300	300	300
10,688	23,816	78,000	38,000	21,635	57 %	5322010	Fuel	78,000	78,000	78,000
0	0	2,000	2,000	0	0 %	5361001	VHMake Ready	2,000	2,000	2,000
258,331	252,513	529,100	644,100	434,801	68 %	Subtotals:		513,500	576,000	576,000

54 Other Services and Charges

Galveston County, Texas

Department Budget History and Budget (Expenditures) with FY-T-D Actuals

2410 Fund: Mosquito Control District Fund
4111 Department: Mosquito Control District
411100 Division: Mosquito Control District

Current Fiscal Year is 94.5 % Complete

2020 Actual Expenditure	2021 Actual Expenditure	2022 Adopted Budget	2022 Amended Budget	2022 FY-T-D Expenditure	2022 Expenditure Percent	Object	Description	2023 Base Budget	2023 Requested Budget	2023 Tentative Budget
8,105	2,890	12,050	12,050	11,136	92 %	5419301	Software Licensi	0	12,500	12,500
21,462	33,030	85,000	25,000	14,574	58 %	5423000	M&R Equip	85,000	85,000	85,000
4,276	1,706	18,000	3,000	0	0 %	5423110	Vehicle Maintena	18,000	18,000	18,000
12,604	5,282	16,000	7,000	3,518	50 %	5424000	Building Mainten	16,000	16,000	16,000
9,288	9,448	10,000	10,000	9,448	94 %	5426200	Bldg Leases/Rntl	10,000	12,000	12,000
0	0	2,400	2,400	0	0 %	5492100	Mobile Phone Exp	2,400	2,400	2,400
480	484	480	480	436	91 %	5492306	Cellphone Allow	960	960	960
0	0	10,000	0	0	****	5495095	Training & Suppl	10,000	10,000	10,000
315	199	4,000	4,000	2,595	65 %	5496100	Travel and Confe	4,000	5,800	5,800
0	150	300	300	0	0 %	5498000	Memb&Dues	300	150	150
666	739	1,100	1,100	576	52 %	5498004	Professional Lic	1,100	1,100	1,100
57,199	53,930	159,330	65,330	42,285	65 %	Subtotals:		147,760	163,910	163,910
						56	Other Expenses			
8,232	0	0	0	0	****	5602200	RefndsAdVlrmTx	0	0	0
8,232	0	0	0	0	****	Subtotals:		0	0	0
						57	Capital Outlay			
10,535	11,868	25,100	4,100	0	0 %	5741000	Equipment	0	11,000	11,000
53,292	0	0	111,212	0	0 %	5743000	Vehicles	0	52,000	52,000
63,827	11,868	25,100	115,312	0	0 %	Subtotals:		0	63,000	63,000
						59	Other Financing Uses			
0	0	0	0	0	****	Subtotals:		0	0	0
1,060,316	994,999	1,503,971	1,615,183	1,080,866	67 %	Fund Cost Center Totals:		1,295,295	1,718,242	1,816,374

Galveston County, Texas

Department Budget History and Budget (Expenditures) with FY-T-D Actuals

2410 Fund: Mosquito Control District Fund
 9201 Department: Transfers and Reserves
 920180 Division: Fund Balance Reserves

Current Fiscal Year is 94.5 % Complete

2020 Actual Expenditure	2021 Actual Expenditure	2022 Adopted Budget	2022 Amended Budget	2022 FY-T-D Expenditure	2022 Expenditure Percent	Object	Description	2023 Base Budget	2023 Requested Budget	2023 Tentative Budget
						51	Personnel & Benefits			
0	0	0	0	0	****		Subtotals:	0	0	0
						59	Other Financing Uses			
0	0	100,000	0	0	****	5930000	Bdgeted Rsvrs	100,000	100,000	200,000
0	0	100,000	0	0	****		Subtotals:	100,000	100,000	200,000
0	0	100,000	0	0	****		Fund Cost Center Totals:	100,000	100,000	200,000

Galveston County, Texas

Department Budget History and Budget (Expenditures) with FY-T-D Actuals

2410 Fund: Mosquito Control District Fund
 9210 Department: Interfund Oper Transfers Out
 921010 Division: Transfers & Reserves

Current Fiscal Year is 94.5 % Complete

2020 Actual Expenditure	2021 Actual Expenditure	2022 Adopted Budget	2022 Amended Budget	2022 FY-T-D Expenditure	2022 Expenditure Percent	Object	Description	2023 Base Budget	2023 Requested Budget	2023 Tentative Budget
						56	Other Expenses			
0	0	0	0	0	****		Subtotals:	0	0	0
						59	Other Financing Uses			
0	0	0	0	0	****		Subtotals:	0	0	0
0	0	0	0	0	****		Fund Cost Center Totals:	0	0	0

Galveston County, Texas

Department Budget History and Budget (Expenditures) with FY-T-D Actuals

2410 Fund: Mosquito Control District Fund
 9999 Department: Budget Projections
 999998 Division: Budget Projections

Current Fiscal Year is 94.5 % Complete

2020 Actual Expenditure	2021 Actual Expenditure	2022 Adopted Budget	2022 Amended Budget	2022 FY-T-D Expenditure	2022 Expenditure Percent	Object	Description	2023 Base Budget	2023 Requested Budget	2023 Tentative Budget
						51	Personnel & Benefits			
0	0	0	0	0	****		Subtotals:	0	0	0
						53	Supplies			
0	0	0	0	0	****		Subtotals:	0	0	0
						54	Other Services and Charges			
0	0	0	0	0	****		Subtotals:	0	0	0
						56	Other Expenses			
0	0	0	0	0	****		Subtotals:	0	0	0
						57	Capital Outlay			
0	0	0	0	0	****		Subtotals:	0	0	0
0	0	0	0	0	****		Fund Cost Center Totals:	0	0	0
1,060,316	994,999	1,603,971	1,615,183	1,080,866	67	Mosquito Control District Fund Totals:		1,395,295	1,818,242	2,016,374

Galveston County, Texas

Department Budget History and Budget (Expenditures) with FY-T-D Actuals

2601 Fund: Beach & Parks Fund
 1721 Department: Fleet Management
 172111 Division: Fleet Mgmt - Galveston

Current Fiscal Year is 94.5 % Complete

2020 Actual Expenditure	2021 Actual Expenditure	2022 Adopted Budget	2022 Amended Budget	2022 FY-T-D Expenditure	2022 Expenditure Percent	Object	Description	2023 Base Budget	2023 Requested Budget	2023 Tentative Budget
						54	Other Services and Charges			
0	0	0	0	0	****		Subtotals:	0	0	0
0	0	0	0	0	****		Fund Cost Center Totals:	0	0	0

Galveston County, Texas

Department Budget History and Budget (Expenditures) with FY-T-D Actuals

2601 Fund: Beach & Parks Fund
 5220 Department: Beach and Parks Department
 522042 Division: Beach Maintenance

Current Fiscal Year is 94.5 % Complete

2020 Actual Expenditure	2021 Actual Expenditure	2022 Adopted Budget	2022 Amended Budget	2022 FY-T-D Expenditure	2022 Expenditure Percent	Object	Description	2023 Base Budget	2023 Requested Budget	2023 Tentative Budget
						51	Personnel & Benefits			
105,815	102,312	102,823	102,823	94,214	92 %	5100000	Salaries	102,823	102,823	109,180
710	501	500	500	387	78 %	5116010	Sft Diff	0	500	500
35,018	38,461	95,000	95,000	40,755	43 %	5120001	Seasonal Help	0	236,636	243,255
152,176	152,795	200,000	300,000	118,974	40 %	5130000	Overtime	0	200,000	200,000
16,238	16,315	19,584	19,584	18,421	94 %	5151000	Cnty Hlth Insur	19,587	27,748	32,440
5,545	6,493	3,247	3,247	2,976	92 %	5151001	Self Insurance	0	5,000	5,000
4,215	4,259	5,778	5,778	3,973	69 %	5152102	Medicare FICA	1,492	3,547	3,737
31,059	31,654	39,040	39,040	30,165	77 %	5153000	Pension - TCDRS	13,378	13,378	12,961
21,990	22,008	26,225	26,225	18,581	71 %	5154000	Alternate Plan	6,864	8,768	9,310
498	532	1,302	1,302	562	43 %	5154111	Alt Pln-Nonp Emp	0	1,944	2,035
894	728	559	559	512	92 %	5155000	UnemplCompens	372	346	417
1,429	1,429	436	436	399	92 %	5156000	Worker's Compens	0	500	500
375,590	377,491	494,494	594,494	329,925	55 %	Subtotals:		144,516	601,190	619,335
						53	Supplies			
2,781	406	1,500	1,500	140	9 %	5310000	Admin Supplies	1,500	1,500	1,500
12,705	21,650	40,000	40,000	27,145	68 %	5310002	Oper Supplies	40,000	40,000	40,000
1,278	1,518	6,000	6,000	4,027	67 %	5312101	Uniforms	6,000	6,000	6,000
0	6,071	15,000	12,000	10,988	92 %	5313100	Clean/Hshld Supp	15,000	15,000	15,000
660	6,519	12,000	12,000	4,044	34 %	5361001	VHMake Ready	12,000	12,000	12,000
17,426	36,166	74,500	71,500	46,346	65 %	Subtotals:		74,500	74,500	74,500
						54	Other Services and Charges			
13,792	0	25,000	25,000	352	1 %	5410000	Prof Serv	25,000	25,000	25,000
1,605	13,650	12,000	12,000	10,371	86 %	5423000	M&R Equip	12,000	12,000	12,000
36,210	50,130	60,000	110,000	78,183	71 %	5426100	Equip Other Rntl	0	140,000	140,000
121,753	199,937	210,000	295,100	214,332	73 %	5481000	Other ContractSv	0	385,000	385,000
4,582	5,710	5,000	5,000	4,123	82 %	5481201	Banking Fees	0	5,000	5,000
19,415	23,021	24,000	24,000	22,146	92 %	5493100	Marketing and Ad	24,000	24,000	24,000

Galveston County, Texas

Department Budget History and Budget (Expenditures) with FY-T-D Actuals

2601 Fund: Beach & Parks Fund
 5220 Department: Beach and Parks Department
 522042 Division: Beach Maintenance

Current Fiscal Year is 94.5 % Complete

2020 Actual Expenditure	2021 Actual Expenditure	2022 Adopted Budget	2022 Amended Budget	2022 FY-T-D Expenditure	2022 Expenditure Percent	Object	Description	2023 Base Budget	2023 Requested Budget	2023 Tentative Budget
560	949	1,300	1,300	953	73 %	5496100	Travel and Confe	1,300	1,300	1,300
197,920	293,399	337,300	472,400	330,463	70 %		Subtotals:	62,300	592,300	592,300
						56	Other Expenses			
0	0	0	0	0	****		Subtotals:	0	0	0
						57	Capital Outlay			
1,344,317	0	0	0	0	****	5721000	Buildings	0	0	0
0	109,528	170,000	139,400	109,554	79 %	5730000	Imp Oth Bldg	0	0	0
160,165	55,000	185,000	173,000	60,101	35 %	5742000	Heavy Equipment	0	120,000	120,000
43,000	49,792	0	76,000	75,955	100 %	5743000	Vehicles	0	55,000	55,000
1,547,483	214,320	355,000	388,400	245,610	63 %		Subtotals:	0	175,000	175,000
2,138,420	921,377	1,261,294	1,526,794	952,345	62 %		Fund Cost Center Totals:	281,316	1,442,990	1,461,135

Galveston County, Texas

Department Budget History and Budget (Expenditures) with FY-T-D Actuals

2601 Fund: Beach & Parks Fund
 5220 Department: Beach and Parks Department
 522081 Division: Rollover Pass

Current Fiscal Year is 94.5 % Complete

2020 Actual Expenditure	2021 Actual Expenditure	2022 Adopted Budget	2022 Amended Budget	2022 FY-T-D Expenditure	2022 Expenditure Percent	Object	Description	2023 Base Budget	2023 Requested Budget	2023 Tentative Budget
						57	Capital Outlay			
100,572	90	198,671	198,671	0	0 %	5711000	Land	0	0	0
100,572	90	198,671	198,671	0	0 %		Subtotals:	0	0	0
100,572	90	198,671	198,671	0	0 %		Fund Cost Center Totals:	0	0	0

Galveston County, Texas

Department Budget History and Budget (Expenditures) with FY-T-D Actuals

2601 Fund: Beach & Parks Fund
 9201 Department: Transfers and Reserves
 920180 Division: Fund Balance Reserves

Current Fiscal Year is 94.5 % Complete

2020 Actual Expenditure	2021 Actual Expenditure	2022 Adopted Budget	2022 Amended Budget	2022 FY-T-D Expenditure	2022 Expenditure Percent	Object	Description	2023 Base Budget	2023 Requested Budget	2023 Tentative Budget
						51	Personnel & Benefits			
0	0	0	0	0	****		Subtotals:	0	0	0
						59	Other Financing Uses			
0	0	800,000	534,500	0	0 %	5930000	Bdgeted Rsvrs	800,000	800,000	800,000
0	0	800,000	534,500	0	0 %		Subtotals:	800,000	800,000	800,000
0	0	800,000	534,500	0	0 %		Fund Cost Center Totals:	800,000	800,000	800,000

Galveston County, Texas

Department Budget History and Budget (Expenditures) with FY-T-D Actuals

2601 Fund: Beach & Parks Fund
 9210 Department: Interfund Oper Transfers Out
 921010 Division: Transfers & Reserves

Current Fiscal Year is 94.5 % Complete

2020 Actual Expenditure	2021 Actual Expenditure	2022 Adopted Budget	2022 Amended Budget	2022 FY-T-D Expenditure	2022 Expenditure Percent	Object	Description	2023 Base Budget	2023 Requested Budget	2023 Tentative Budget
						56	Other Expenses			
0	0	0	0	0	****		Subtotals:	0	0	0
						59	Other Financing Uses			
0	0	0	0	0	****		Subtotals:	0	0	0
0	0	0	0	0	****		Fund Cost Center Totals:	0	0	0

Galveston County, Texas

Department Budget History and Budget (Expenditures) with FY-T-D Actuals

2601 Fund: Beach & Parks Fund
 9999 Department: Budget Projections
 999998 Division: Budget Projections

Current Fiscal Year is 94.5 % Complete

2020 Actual Expenditure	2021 Actual Expenditure	2022 Adopted Budget	2022 Amended Budget	2022 FY-T-D Expenditure	2022 Expenditure Percent	Object	Description	2023 Base Budget	2023 Requested Budget	2023 Tentative Budget
						51	Personnel & Benefits			
0	0	0	0	0	****		Subtotals:	0	0	0
						53	Supplies			
0	0	0	0	0	****		Subtotals:	0	0	0
						54	Other Services and Charges			
0	0	0	0	0	****		Subtotals:	0	0	0
						56	Other Expenses			
0	0	0	0	0	****		Subtotals:	0	0	0
						57	Capital Outlay			
0	0	0	0	0	****		Subtotals:	0	0	0
0	0	0	0	0	****		Fund Cost Center Totals:	0	0	0
2,238,993	921,467	2,259,965	2,259,965	952,345	42 %		Beach & Parks Fund Totals:	1,081,316	2,242,990	2,261,135

Galveston County, Texas

Department Budget History and Budget (Expenditures) with FY-T-D Actuals

2780 Fund: Moody Foundation Grant
 2234 Department: Constable Pct #2
 223401 Division: Const 2 Ballistic Helmets/Tour

Current Fiscal Year is 94.5 % Complete

2020 Actual Expenditure	2021 Actual Expenditure	2022 Adopted Budget	2022 Amended Budget	2022 FY-T-D Expenditure	2022 Expenditure Percent	Object	Description	2023 Base Budget	2023 Requested Budget	2023 Tentative Budget
						53	Supplies			
0	0	0	0	0	****		Subtotals:	0	0	0
0	0	0	0	0	****		Fund Cost Center Totals:	0	0	0
0	0	0	0	0	****		Moody Foundation Grant Totals:	0	0	0

Galveston County, Texas

Department Budget History and Budget (Expenditures) with FY-T-D Actuals

2782 Fund: Wink to Webster Pipeline Grant
 2910 Department: Emergency Management
 291024 Division: Hazards Incident Mgmt Tran

Current Fiscal Year is 94.5 % Complete

2020 Actual Expenditure	2021 Actual Expenditure	2022 Adopted Budget	2022 Amended Budget	2022 FY-T-D Expenditure	2022 Expenditure Percent	Object	Description	2023 Base Budget	2023 Requested Budget	2023 Tentative Budget
						54	Other Services and Charges			
0	0	0	0	10,000	****	5495095	Training & Suppl	0	0	0
0	0	0	0	10,000	****		Subtotals:	0	0	0
0	0	0	0	10,000	****		Fund Cost Center Totals:	0	0	0
0	0	0	0	10,000	****		Wink to Webster Pipeline Grant	0	0	0

Galveston County, Texas

Department Budget History and Budget (Expenditures) with FY-T-D Actuals

3014 Fund: UnltdTax Rd Bds Sr 2017
 3151 Department: Highways & Roads Special Proj
 315131 Division: Bel Road-Kemah

Current Fiscal Year is 94.5 % Complete

2020 Actual Expenditure	2021 Actual Expenditure	2022 Adopted Budget	2022 Amended Budget	2022 FY-T-D Expenditure	2022 Expenditure Percent	Object	Description	2023 Base Budget	2023 Requested Budget	2023 Tentative Budget
						54	Other Services and Charges			
285,409	0	0	0	0	****	5481000	Other ContractSv	0	0	0
285,409	0	0	0	0	****		Subtotals:	0	0	0
285,409	0	0	0	0	****		Fund Cost Center Totals:	0	0	0

Galveston County, Texas

Department Budget History and Budget (Expenditures) with FY-T-D Actuals

3014 Fund: UnltdTax Rd Bds Sr 2017
 3151 Department: Highways & Roads Special Proj
 315132 Division: Texas Ave-14th N to 6th N

Current Fiscal Year is 94.5 % Complete

2020 Actual Expenditure	2021 Actual Expenditure	2022 Adopted Budget	2022 Amended Budget	2022 FY-T-D Expenditure	2022 Expenditure Percent	Object	Description	2023 Base Budget	2023 Requested Budget	2023 Tentative Budget
						54	Other Services and Charges			
205,126	2,842	0	0	0	****	5410000	Prof Serv	0	0	0
4,074,810	129,035	0	0	0	****	5481000	Other ContractSv	0	0	0
4,279,937	131,878	0	0	0	****	Subtotals:		0	0	0
4,279,937	131,878	0	0	0	****	Fund Cost Center Totals:		0	0	0

Galveston County, Texas

Department Budget History and Budget (Expenditures) with FY-T-D Actuals

3014 Fund: UnltdTax Rd Bds Sr 2017
 3151 Department: Highways & Roads Special Proj
 315133 Division: Century Blvd-Sea Lion Tech to

Current Fiscal Year is 94.5 % Complete

2020 Actual Expenditure	2021 Actual Expenditure	2022 Adopted Budget	2022 Amended Budget	2022 FY-T-D Expenditure	2022 Expenditure Percent	Object	Description	2023 Base Budget	2023 Requested Budget	2023 Tentative Budget
						54	Other Services and Charges			
57,687	95,823	0	0	0	****	5410000	Prof Serv	0	0	0
57,687	95,823	0	0	0	****		Subtotals:	0	0	0
57,687	95,823	0	0	0	****		Fund Cost Center Totals:	0	0	0

Galveston County, Texas

Department Budget History and Budget (Expenditures) with FY-T-D Actuals

3014 Fund: UnltdTax Rd Bds Sr 2017
 3151 Department: Highways & Roads Special Proj
 315134 Division: Dror Avenue-CL Shores

Current Fiscal Year is 94.5 % Complete

2020 Actual Expenditure	2021 Actual Expenditure	2022 Adopted Budget	2022 Amended Budget	2022 FY-T-D Expenditure	2022 Expenditure Percent	Object	Description	2023 Base Budget	2023 Requested Budget	2023 Tentative Budget
						54	Other Services and Charges			
107,121	8,035	0	-114	63,786	-55953 %	5410000	Prof Serv	0	0	0
0	0	0	152,793	694,395	454 %	5481000	Other ContractSv	0	0	0
0	0	0	37	536	1449 %	5493100	Marketing and Ad	0	0	0
107,121	8,035	0	152,716	758,717	497 %		Subtotals:	0	0	0
107,121	8,035	0	152,716	758,717	497 %		Fund Cost Center Totals:	0	0	0

Galveston County, Texas

Department Budget History and Budget (Expenditures) with FY-T-D Actuals

3014 Fund: UnltdTax Rd Bds Sr 2017
 3151 Department: Highways & Roads Special Proj
 315135 Division: Friendswood Lakes Blvd

Current Fiscal Year is 94.5 % Complete

2020 Actual Expenditure	2021 Actual Expenditure	2022 Adopted Budget	2022 Amended Budget	2022 FY-T-D Expenditure	2022 Expenditure Percent	Object	Description	2023 Base Budget	2023 Requested Budget	2023 Tentative Budget
						54	Other Services and Charges			
94,568	203,838	0	9,409	38,996	414 %	5410000	Prof Serv	0	0	0
0	4,200,860	0	5,596	98,814	1765 %	5481000	Other ContractSv	0	0	0
423	0	0	-76	0	0 %	5493100	Marketing and Ad	0	0	0
94,992	4,404,699	0	14,930	137,811	923 %		Subtotals:	0	0	0
94,992	4,404,699	0	14,930	137,811	923 %		Fund Cost Center Totals:	0	0	0

Galveston County, Texas

Department Budget History and Budget (Expenditures) with FY-T-D Actuals

3014 Fund: UnltdTax Rd Bds Sr 2017
 3151 Department: Highways & Roads Special Proj
 315143 Division: Bayou Vista Road Projects

Current Fiscal Year is 94.5 % Complete

2020 Actual Expenditure	2021 Actual Expenditure	2022 Adopted Budget	2022 Amended Budget	2022 FY-T-D Expenditure	2022 Expenditure Percent	Object	Description	2023 Base Budget	2023 Requested Budget	2023 Tentative Budget
						54	Other Services and Charges			
130,588	35,745	0	0	30,705	****	5410000	Prof Serv	0	0	0
0	364,560	0	2,300	82,525	3588 %	5481000	Other ContractSv	0	0	0
0	465	0	0	0	****	5493100	Marketing and Ad	0	0	0
130,588	400,770	0	2,300	113,230	4923 %	Subtotals:		0	0	0
130,588	400,770	0	2,300	113,230	4923 %	Fund Cost Center Totals:		0	0	0

Galveston County, Texas

Department Budget History and Budget (Expenditures) with FY-T-D Actuals

3014 Fund: UnltdTax Rd Bds Sr 2017
 3151 Department: Highways & Roads Special Proj
 315148 Division: Hitchcock Roads Projects

Current Fiscal Year is 94.5 % Complete

2020 Actual Expenditure	2021 Actual Expenditure	2022 Adopted Budget	2022 Amended Budget	2022 FY-T-D Expenditure	2022 Expenditure Percent	Object	Description	2023 Base Budget	2023 Requested Budget	2023 Tentative Budget
						54	Other Services and Charges			
144,084	96,626	0	15,951	28,073	176 %	5410000	Prof Serv	0	0	0
0	1,024,679	0	-15,951	0	0 %	5481000	Other ContractSv	0	0	0
448	0	0	0	0	****	5493100	Marketing and Ad	0	0	0
144,532	1,121,305	0	0	28,073	****	Subtotals:		0	0	0
144,532	1,121,305	0	0	28,073	****	Fund Cost Center Totals:		0	0	0

Galveston County, Texas

Department Budget History and Budget (Expenditures) with FY-T-D Actuals

3014 Fund: UnltdTax Rd Bds Sr 2017
 3151 Department: Highways & Roads Special Proj
 315149 Division: Jamaica Beach Various Rds

Current Fiscal Year is 94.5 % Complete

2020 Actual Expenditure	2021 Actual Expenditure	2022 Adopted Budget	2022 Amended Budget	2022 FY-T-D Expenditure	2022 Expenditure Percent	Object	Description	2023 Base Budget	2023 Requested Budget	2023 Tentative Budget
						54	Other Services and Charges			
119,578	8,738	0	20,525	85,097	415 %	5410000	Prof Serv	0	0	0
0	0	0	736,442	786,809	107 %	5481000	Other ContractSv	0	0	0
0	0	0	37	536	1449 %	5493100	Marketing and Ad	0	0	0
119,578	8,738	0	757,005	872,442	115 %		Subtotals:	0	0	0
119,578	8,738	0	757,005	872,442	115 %		Fund Cost Center Totals:	0	0	0

Galveston County, Texas

Department Budget History and Budget (Expenditures) with FY-T-D Actuals

3014 Fund: UnltdTax Rd Bds Sr 2017
 3151 Department: Highways & Roads Special Proj
 315150 Division: La Marque Road Projects

Current Fiscal Year is 94.5 % Complete

2020 Actual Expenditure	2021 Actual Expenditure	2022 Adopted Budget	2022 Amended Budget	2022 FY-T-D Expenditure	2022 Expenditure Percent	Object	Description	2023 Base Budget	2023 Requested Budget	2023 Tentative Budget
						54	Other Services and Charges			
168,983	40,091	0	0	39,165	****	5410000	Prof Serv	0	0	0
0	0	0	1,702,513	1,111,918	65 %	5481000	Other ContractSv	0	0	0
0	0	0	49	549	1120 %	5493100	Marketing and Ad	0	0	0
168,983	40,091	0	1,702,562	1,151,632	68 %	Subtotals:		0	0	0
168,983	40,091	0	1,702,562	1,151,632	68 %	Fund Cost Center Totals:		0	0	0

Galveston County, Texas

Department Budget History and Budget (Expenditures) with FY-T-D Actuals

3014 Fund: UnltdTax Rd Bds Sr 2017
 3151 Department: Highways & Roads Special Proj
 315151 Division: Santa Fe – Various Rds

Current Fiscal Year is 94.5 % Complete

2020 Actual Expenditure	2021 Actual Expenditure	2022 Adopted Budget	2022 Amended Budget	2022 FY-T-D Expenditure	2022 Expenditure Percent	Object	Description	2023 Base Budget	2023 Requested Budget	2023 Tentative Budget
						54	Other Services and Charges			
88,501	51,716	0	0	0	****	5410000	Prof Serv	0	0	0
88,501	51,716	0	0	0	****		Subtotals:	0	0	0
88,501	51,716	0	0	0	****		Fund Cost Center Totals:	0	0	0

Galveston County, Texas

Department Budget History and Budget (Expenditures) with FY-T-D Actuals

3014 Fund: UnltdTax Rd Bds Sr 2017
 3151 Department: Highways & Roads Special Proj
 315152 Division: Tiki Island Road Projects

Current Fiscal Year is 94.5 % Complete

2020 Actual Expenditure	2021 Actual Expenditure	2022 Adopted Budget	2022 Amended Budget	2022 FY-T-D Expenditure	2022 Expenditure Percent	Object	Description	2023 Base Budget	2023 Requested Budget	2023 Tentative Budget
						54	Other Services and Charges			
145,294	99,517	0	0	31,522	****	5410000	Prof Serv	0	0	0
0	1,241,667	0	0	0	****	5481000	Other ContractSv	0	0	0
0	451	0	0	0	****	5493100	Marketing and Ad	0	0	0
145,294	1,341,636	0	0	31,522	****	Subtotals:		0	0	0
145,294	1,341,636	0	0	31,522	****	Fund Cost Center Totals:		0	0	0

Galveston County, Texas

Department Budget History and Budget (Expenditures) with FY-T-D Actuals

3014 Fund: UnltdTax Rd Bds Sr 2017
 9201 Department: Transfers and Reserves
 920180 Division: Fund Balance Reserves

Current Fiscal Year is 94.5 % Complete

2020 Actual Expenditure	2021 Actual Expenditure	2022 Adopted Budget	2022 Amended Budget	2022 FY-T-D Expenditure	2022 Expenditure Percent	Object	Description	2023 Base Budget	2023 Requested Budget	2023 Tentative Budget
						59	Other Financing Uses			
0	0	0	924,026	0	0 %	5930000	Bdgeted Rsvrs	0	0	0
0	0	0	924,026	0	0 %		Subtotals:	0	0	0
0	0	0	924,026	0	0 %		Fund Cost Center Totals:	0	0	0
5,622,624	7,604,695	0	3,553,539	3,093,431	87 %		UnltdTax Rd Bds Sr 2017 Totals:	0	0	0

Galveston County, Texas

Department Budget History and Budget (Expenditures) with FY-T-D Actuals

3100 Fund: County Capital Projects Fund
 1261 Department: District Clerk
 126112 Division: Jury Wheel

Current Fiscal Year is 94.5 % Complete

2020 Actual Expenditure	2021 Actual Expenditure	2022 Adopted Budget	2022 Amended Budget	2022 FY-T-D Expenditure	2022 Expenditure Percent	Object	Description	2023 Base Budget	2023 Requested Budget	2023 Tentative Budget
						57	Capital Outlay			
0	0	0	0	0	****		Subtotals:	0	0	0
0	0	0	0	0	****		Fund Cost Center Totals:	0	0	0

Galveston County, Texas

Department Budget History and Budget (Expenditures) with FY-T-D Actuals

3100 Fund: County Capital Projects Fund
1591 Department: Information Technology
159101 Division: OnBase

Current Fiscal Year is 94.5 % Complete

2020 Actual Expenditure	2021 Actual Expenditure	2022 Adopted Budget	2022 Amended Budget	2022 FY-T-D Expenditure	2022 Expenditure Percent	Object	Description	2023 Base Budget	2023 Requested Budget	2023 Tentative Budget
						54	Other Services and Charges			
8,000	0	0	0	0	****	5419301	Software Licensi	0	0	0
21,953	8,718	0	0	742	****	5481000	Other ContractSv	0	0	0
29,953	8,718	0	0	742	****	Subtotals:		0	0	0
						57	Capital Outlay			
0	0	0	0	0	****	Subtotals:		0	0	0
29,953	8,718	0	0	742	****	Fund Cost Center Totals:		0	0	0

Galveston County, Texas

Department Budget History and Budget (Expenditures) with FY-T-D Actuals

3100 Fund: County Capital Projects Fund
1591 Department: Information Technology
159102 Division: Sharepoint

Current Fiscal Year is 94.5 % Complete

2020 Actual Expenditure	2021 Actual Expenditure	2022 Adopted Budget	2022 Amended Budget	2022 FY-T-D Expenditure	2022 Expenditure Percent	Object	Description	2023 Base Budget	2023 Requested Budget	2023 Tentative Budget
						54	Other Services and Charges			
81,363	68,219	0	0	2,525	****	5481000	Other ContractSv	0	0	0
81,363	68,219	0	0	2,525	****		Subtotals:	0	0	0
						57	Capital Outlay			
0	0	0	0	0	****		Subtotals:	0	0	0
81,363	68,219	0	0	2,525	****		Fund Cost Center Totals:	0	0	0

Galveston County, Texas

Department Budget History and Budget (Expenditures) with FY-T-D Actuals

3100 Fund: County Capital Projects Fund
 1591 Department: Information Technology
 159103 Division: Odyssey

Current Fiscal Year is 94.5 % Complete

2020 Actual Expenditure	2021 Actual Expenditure	2022 Adopted Budget	2022 Amended Budget	2022 FY-T-D Expenditure	2022 Expenditure Percent	Object	Description	2023 Base Budget	2023 Requested Budget	2023 Tentative Budget
						53	Supplies			
0	0	0	0	0	****		Subtotals:	0	0	0
						54	Other Services and Charges			
0	0	0	0	0	****		Subtotals:	0	0	0
						57	Capital Outlay			
0	0	0	0	0	****		Subtotals:	0	0	0
0	0	0	0	0	****		Fund Cost Center Totals:	0	0	0

Galveston County, Texas

Department Budget History and Budget (Expenditures) with FY-T-D Actuals

3100 Fund: County Capital Projects Fund
1591 Department: Information Technology
159104 Division: OneSolution

Current Fiscal Year is 94.5 % Complete

2020 Actual Expenditure	2021 Actual Expenditure	2022 Adopted Budget	2022 Amended Budget	2022 FY-T-D Expenditure	2022 Expenditure Percent	Object	Description	2023 Base Budget	2023 Requested Budget	2023 Tentative Budget
						53	Supplies			
8,915	0	0	0	0	****	5310001	ExtraordinarySpl	0	0	0
8,915	0	0	0	0	****		Subtotals:	0	0	0
						54	Other Services and Charges			
0	37,440	0	0	0	****	5481000	Other ContractSv	0	0	0
0	37,440	0	0	0	****		Subtotals:	0	0	0
						57	Capital Outlay			
1,640	2,880	0	0	0	****	5784000	CIP Tech Project	0	0	0
1,640	2,880	0	0	0	****		Subtotals:	0	0	0
10,555	40,320	0	0	0	****		Fund Cost Center Totals:	0	0	0

Galveston County, Texas

Department Budget History and Budget (Expenditures) with FY-T-D Actuals

3100 Fund: County Capital Projects Fund
1591 Department: Information Technology
159106 Division: Desktop Refresh

Current Fiscal Year is 94.5 % Complete

2020 Actual Expenditure	2021 Actual Expenditure	2022 Adopted Budget	2022 Amended Budget	2022 FY-T-D Expenditure	2022 Expenditure Percent	Object	Description	2023 Base Budget	2023 Requested Budget	2023 Tentative Budget
						53	Supplies			
0	93,274	0	0	0	****	5310001	ExtraordinarySpl	0	0	0
0	93,274	0	0	0	****		Subtotals:	0	0	0
						57	Capital Outlay			
0	0	0	0	0	****		Subtotals:	0	0	0
0	93,274	0	0	0	****		Fund Cost Center Totals:	0	0	0

Galveston County, Texas

Department Budget History and Budget (Expenditures) with FY-T-D Actuals

3100 Fund: County Capital Projects Fund
1591 Department: Information Technology
159108 Division: Audiovisual

Current Fiscal Year is 94.5 % Complete

2020 Actual Expenditure	2021 Actual Expenditure	2022 Adopted Budget	2022 Amended Budget	2022 FY-T-D Expenditure	2022 Expenditure Percent	Object	Description	2023 Base Budget	2023 Requested Budget	2023 Tentative Budget
						53	Supplies			
50,491	7,571	0	0	0	****	5310001	ExtraordinarySpl	0	0	0
50,491	7,571	0	0	0	****		Subtotals:	0	0	0
						54	Other Services and Charges			
0	5,610	0	0	0	****	5423000	M&R Equip	0	0	0
0	6,924	0	0	0	****	5481000	Other ContractSv	0	0	0
0	12,534	0	0	0	****		Subtotals:	0	0	0
						57	Capital Outlay			
13,999	0	0	0	1,764	****	5745000	Tech Hardware	0	0	0
13,999	0	0	0	1,764	****		Subtotals:	0	0	0
64,490	20,106	0	0	1,764	****		Fund Cost Center Totals:	0	0	0

Galveston County, Texas

Department Budget History and Budget (Expenditures) with FY-T-D Actuals

3100 Fund: County Capital Projects Fund
1591 Department: Information Technology
159109 Division: DR Storage

Current Fiscal Year is 94.5 % Complete

2020 Actual Expenditure	2021 Actual Expenditure	2022 Adopted Budget	2022 Amended Budget	2022 FY-T-D Expenditure	2022 Expenditure Percent	Object	Description	2023 Base Budget	2023 Requested Budget	2023 Tentative Budget
						53	Supplies			
139	0	0	0	0	****	5310001	ExtraordinarySpl	0	0	0
139	0	0	0	0	****	Subtotals:		0	0	0
						57	Capital Outlay			
0	101,721	0	0	0	****	5745000	Tech Hardware	0	0	0
0	47,324	0	0	0	****	5746000	Software	0	0	0
0	149,045	0	0	0	****	Subtotals:		0	0	0
139	149,045	0	0	0	****	Fund Cost Center Totals:		0	0	0

Galveston County, Texas

Department Budget History and Budget (Expenditures) with FY-T-D Actuals

3100 Fund: County Capital Projects Fund
1591 Department: Information Technology
159110 Division: Network Update

Current Fiscal Year is 94.5 % Complete

2020 Actual Expenditure	2021 Actual Expenditure	2022 Adopted Budget	2022 Amended Budget	2022 FY-T-D Expenditure	2022 Expenditure Percent	Object	Description	2023 Base Budget	2023 Requested Budget	2023 Tentative Budget
						53	Supplies			
56,650	186,484	0	0	0	****	5310001	ExtraordinarySpl	0	0	0
56,650	186,484	0	0	0	****	Subtotals:		0	0	0
						57	Capital Outlay			
113,537	340,845	0	0	0	****	5745000	Tech Hardware	0	0	0
0	145,518	0	0	0	****	5746000	Software	0	0	0
113,537	486,364	0	0	0	****	Subtotals:		0	0	0
170,188	672,848	0	0	0	****	Fund Cost Center Totals:		0	0	0

Galveston County, Texas

Department Budget History and Budget (Expenditures) with FY-T-D Actuals

3100 Fund: County Capital Projects Fund
1591 Department: Information Technology
159112 Division: Network Enterprise Agreement

Current Fiscal Year is 94.5 % Complete

2020 Actual Expenditure	2021 Actual Expenditure	2022 Adopted Budget	2022 Amended Budget	2022 FY-T-D Expenditure	2022 Expenditure Percent	Object	Description	2023 Base Budget	2023 Requested Budget	2023 Tentative Budget
						54	Other Services and Charges			
2,032,615	0	0	0	0	****	5419301	Software Licensi	0	0	0
2,032,615	0	0	0	0	****		Subtotals:	0	0	0
2,032,615	0	0	0	0	****		Fund Cost Center Totals:	0	0	0

Galveston County, Texas

Department Budget History and Budget (Expenditures) with FY-T-D Actuals

3100 Fund: County Capital Projects Fund
 1591 Department: Information Technology
 159114 Division: Agenda System

Current Fiscal Year is 94.5 % Complete

2020 Actual Expenditure	2021 Actual Expenditure	2022 Adopted Budget	2022 Amended Budget	2022 FY-T-D Expenditure	2022 Expenditure Percent	Object	Description	2023 Base Budget	2023 Requested Budget	2023 Tentative Budget
						54	Other Services and Charges			
0	0	0	0	0	****		Subtotals:	0	0	0
0	0	0	0	0	****		Fund Cost Center Totals:	0	0	0

Galveston County, Texas

Department Budget History and Budget (Expenditures) with FY-T-D Actuals

3100 Fund: County Capital Projects Fund
1591 Department: Information Technology
159133 Division: Phone System

Current Fiscal Year is 94.5 % Complete

2020 Actual Expenditure	2021 Actual Expenditure	2022 Adopted Budget	2022 Amended Budget	2022 FY-T-D Expenditure	2022 Expenditure Percent	Object	Description	2023 Base Budget	2023 Requested Budget	2023 Tentative Budget
						53	Supplies			
0	4,744	0	0	0	****	5310001	ExtraordinarySpl	0	0	0
0	4,744	0	0	0	****		Subtotals:	0	0	0
						54	Other Services and Charges			
0	0	0	0	0	****		Subtotals:	0	0	0
						57	Capital Outlay			
0	693,603	0	0	0	****	5746000	Software	0	0	0
0	693,603	0	0	0	****		Subtotals:	0	0	0
0	698,347	0	0	0	****		Fund Cost Center Totals:	0	0	0

Galveston County, Texas

Department Budget History and Budget (Expenditures) with FY-T-D Actuals

3100 Fund: County Capital Projects Fund
1591 Department: Information Technology
159135 Division: Time and Attendance

Current Fiscal Year is 94.5 % Complete

2020 Actual Expenditure	2021 Actual Expenditure	2022 Adopted Budget	2022 Amended Budget	2022 FY-T-D Expenditure	2022 Expenditure Percent	Object	Description	2023 Base Budget	2023 Requested Budget	2023 Tentative Budget
						53	Supplies			
0	0	0	0	0	****		Subtotals:	0	0	0
						54	Other Services and Charges			
0	0	0	0	0	****		Subtotals:	0	0	0
0	0	0	0	0	****		Fund Cost Center Totals:	0	0	0

Galveston County, Texas

Department Budget History and Budget (Expenditures) with FY-T-D Actuals

3100 Fund: County Capital Projects Fund
 1591 Department: Information Technology
 159136 Division: Law Enforcement Infrastructure

Current Fiscal Year is 94.5 % Complete

2020 Actual Expenditure	2021 Actual Expenditure	2022 Adopted Budget	2022 Amended Budget	2022 FY-T-D Expenditure	2022 Expenditure Percent	Object	Description	2023 Base Budget	2023 Requested Budget	2023 Tentative Budget
						57	Capital Outlay			
0	0	0	0	0	****		Subtotals:	0	0	0
0	0	0	0	0	****		Fund Cost Center Totals:	0	0	0

Galveston County, Texas

Department Budget History and Budget (Expenditures) with FY-T-D Actuals

3100 Fund: County Capital Projects Fund
 9201 Department: Transfers and Reserves
 920180 Division: Fund Balance Reserves

Current Fiscal Year is 94.5 % Complete

2020 Actual Expenditure	2021 Actual Expenditure	2022 Adopted Budget	2022 Amended Budget	2022 FY-T-D Expenditure	2022 Expenditure Percent	Object	Description	2023 Base Budget	2023 Requested Budget	2023 Tentative Budget
						59	Other Financing Uses			
0	0	0	0	0	****		Subtotals:	0	0	0
0	0	0	0	0	****		Fund Cost Center Totals:	0	0	0

Galveston County, Texas

Department Budget History and Budget (Expenditures) with FY-T-D Actuals

3100 Fund: County Capital Projects Fund
 9210 Department: Interfund Oper Transfers Out
 921010 Division: Transfers & Reserves

Current Fiscal Year is 94.5 % Complete

2020 Actual Expenditure	2021 Actual Expenditure	2022 Adopted Budget	2022 Amended Budget	2022 FY-T-D Expenditure	2022 Expenditure Percent	Object	Description	2023 Base Budget	2023 Requested Budget	2023 Tentative Budget
						59	Other Financing Uses			
0	0	0	0	0	****		Subtotals:	0	0	0
0	0	0	0	0	****		Fund Cost Center Totals:	0	0	0
2,389,307	1,750,880	0	0	5,031	****		County Capital Projects Fund Totals:	0	0	0

Galveston County, Texas

Department Budget History and Budget (Expenditures) with FY-T-D Actuals

3101 Fund: Capital Replenishment
1701 Department: Facilities Services
170100 Division: Facilities Srvs & Maintenance

Current Fiscal Year is 94.5 % Complete

2020 Actual Expenditure	2021 Actual Expenditure	2022 Adopted Budget	2022 Amended Budget	2022 FY-T-D Expenditure	2022 Expenditure Percent	Object	Description	2023 Base Budget	2023 Requested Budget	2023 Tentative Budget
						57	Capital Outlay			
0	0	0	245,263	61,316	25 %	5722000	Building Improve	0	0	0
0	0	0	245,263	61,316	25 %		Subtotals:	0	0	0
0	0	0	245,263	61,316	25 %		Fund Cost Center Totals:	0	0	0

Galveston County, Texas

Department Budget History and Budget (Expenditures) with FY-T-D Actuals

3101 Fund: Capital Replenishment
 5220 Department: Beach and Parks Department
 522020 Division: Parks

Current Fiscal Year is 94.5 % Complete

2020 Actual Expenditure	2021 Actual Expenditure	2022 Adopted Budget	2022 Amended Budget	2022 FY-T-D Expenditure	2022 Expenditure Percent	Object	Description	2023 Base Budget	2023 Requested Budget	2023 Tentative Budget
						57	Capital Outlay			
0	0	0	0	0	****		Subtotals:	0	0	0
0	0	0	0	0	****		Fund Cost Center Totals:	0	0	0

Galveston County, Texas

Department Budget History and Budget (Expenditures) with FY-T-D Actuals

3101 Fund: Capital Replenishment
 9201 Department: Transfers and Reserves
 920180 Division: Fund Balance Reserves

Current Fiscal Year is 94.5 % Complete

2020 Actual Expenditure	2021 Actual Expenditure	2022 Adopted Budget	2022 Amended Budget	2022 FY-T-D Expenditure	2022 Expenditure Percent	Object	Description	2023 Base Budget	2023 Requested Budget	2023 Tentative Budget
						59	Other Financing Uses			
0	0	1,500,000	952,503	0	0 %	5930000	Bdgeted Rsvrs	1,500,000	0	1,500,000
0	0	1,500,000	952,503	0	0 %		Subtotals:	1,500,000	0	1,500,000
0	0	1,500,000	952,503	0	0 %		Fund Cost Center Totals:	1,500,000	0	1,500,000

Galveston County, Texas

Department Budget History and Budget (Expenditures) with FY-T-D Actuals

3101 Fund: Capital Replenishment
 9210 Department: Interfund Oper Transfers Out
 921010 Division: Transfers & Reserves

Current Fiscal Year is 94.5 % Complete

2020 Actual Expenditure	2021 Actual Expenditure	2022 Adopted Budget	2022 Amended Budget	2022 FY-T-D Expenditure	2022 Expenditure Percent	Object	Description	2023 Base Budget	2023 Requested Budget	2023 Tentative Budget
						59	Other Financing Uses			
0	0	0	0	0	****		Subtotals:	0	0	0
0	0	0	0	0	****		Fund Cost Center Totals:	0	0	0
0	0	1,500,000	1,197,766	61,316	5 %		Capital Replenishment Totals:	1,500,000	0	1,500,000

Galveston County, Texas

Department Budget History and Budget (Expenditures) with FY-T-D Actuals

3120 Fund: Limited Tax Cnty Bldg Bds Sr09
 1790 Department: Administration
 179010 Division: Administration Costs

Current Fiscal Year is 94.5 % Complete

2020 Actual Expenditure	2021 Actual Expenditure	2022 Adopted Budget	2022 Amended Budget	2022 FY-T-D Expenditure	2022 Expenditure Percent	Object	Description	2023 Base Budget	2023 Requested Budget	2023 Tentative Budget
						51	Personnel & Benefits			
0	0	0	0	0	****		Subtotals:	0	0	0
						54	Other Services and Charges			
0	0	0	0	0	****		Subtotals:	0	0	0
						57	Capital Outlay			
0	0	0	0	0	****		Subtotals:	0	0	0
0	0	0	0	0	****		Fund Cost Center Totals:	0	0	0

Galveston County, Texas

Department Budget History and Budget (Expenditures) with FY-T-D Actuals

3120 Fund: Limited Tax Cnty Bldg Bds Sr09
 1791 Department: Bldgs Major Improv
 179119 Division: Ag Extension Svc at Carbide Pk

Current Fiscal Year is 94.5 % Complete

2020 Actual Expenditure	2021 Actual Expenditure	2022 Adopted Budget	2022 Amended Budget	2022 FY-T-D Expenditure	2022 Expenditure Percent	Object	Description	2023 Base Budget	2023 Requested Budget	2023 Tentative Budget
						57	Capital Outlay			
0	0	0	0	0	****		Subtotals:	0	0	0
0	0	0	0	0	****		Fund Cost Center Totals:	0	0	0

Galveston County, Texas

Department Budget History and Budget (Expenditures) with FY-T-D Actuals

3120 Fund: Limited Tax Cnty Bldg Bds Sr09
 1791 Department: Bldgs Major Improv
 179135 Division: Mid-County Annex

Current Fiscal Year is 94.5 % Complete

2020 Actual Expenditure	2021 Actual Expenditure	2022 Adopted Budget	2022 Amended Budget	2022 FY-T-D Expenditure	2022 Expenditure Percent	Object	Description	2023 Base Budget	2023 Requested Budget	2023 Tentative Budget
						57	Capital Outlay			
0	0	0	0	0	****		Subtotals:	0	0	0
0	0	0	0	0	****		Fund Cost Center Totals:	0	0	0

Galveston County, Texas

Department Budget History and Budget (Expenditures) with FY-T-D Actuals

3120 Fund: Limited Tax Cnty Bldg Bds Sr09
 1791 Department: Bldgs Major Improv
 179136 Division: Records Storage Bldg

Current Fiscal Year is 94.5 % Complete

2020 Actual Expenditure	2021 Actual Expenditure	2022 Adopted Budget	2022 Amended Budget	2022 FY-T-D Expenditure	2022 Expenditure Percent	Object	Description	2023 Base Budget	2023 Requested Budget	2023 Tentative Budget
						51	Personnel & Benefits			
0	0	0	0	0	****		Subtotals:	0	0	0
						57	Capital Outlay			
0	0	0	0	0	****		Subtotals:	0	0	0
0	0	0	0	0	****		Fund Cost Center Totals:	0	0	0

Galveston County, Texas

Department Budget History and Budget (Expenditures) with FY-T-D Actuals

3120 Fund: Limited Tax Cnty Bldg Bds Sr09
 1791 Department: Bldgs Major Improv
 179137 Division: North County Annex

Current Fiscal Year is 94.5 % Complete

2020 Actual Expenditure	2021 Actual Expenditure	2022 Adopted Budget	2022 Amended Budget	2022 FY-T-D Expenditure	2022 Expenditure Percent	Object	Description	2023 Base Budget	2023 Requested Budget	2023 Tentative Budget
						57	Capital Outlay			
0	0	0	0	0	****		Subtotals:	0	0	0
0	0	0	0	0	****		Fund Cost Center Totals:	0	0	0

Galveston County, Texas

Department Budget History and Budget (Expenditures) with FY-T-D Actuals

3120 Fund: Limited Tax Cnty Bldg Bds Sr09
 1793 Department: Building Construction
 179331 Division: Animal Resource Center

Current Fiscal Year is 94.5 % Complete

2020 Actual Expenditure	2021 Actual Expenditure	2022 Adopted Budget	2022 Amended Budget	2022 FY-T-D Expenditure	2022 Expenditure Percent	Object	Description	2023 Base Budget	2023 Requested Budget	2023 Tentative Budget
						57	Capital Outlay			
0	0	0	0	0	****		Subtotals:	0	0	0
0	0	0	0	0	****		Fund Cost Center Totals:	0	0	0

Galveston County, Texas

Department Budget History and Budget (Expenditures) with FY-T-D Actuals

3120 Fund: Limited Tax Cnty Bldg Bds Sr09
 1793 Department: Building Construction
 179333 Division: Llewellyn Building

Current Fiscal Year is 94.5 % Complete

2020 Actual Expenditure	2021 Actual Expenditure	2022 Adopted Budget	2022 Amended Budget	2022 FY-T-D Expenditure	2022 Expenditure Percent	Object	Description	2023 Base Budget	2023 Requested Budget	2023 Tentative Budget
						57	Capital Outlay			
0	0	0	0	0	****		Subtotals:	0	0	0
0	0	0	0	0	****		Fund Cost Center Totals:	0	0	0
0	0	0	0	0	****		Limited Tax Cnty Bldg Bds Sr09	0	0	0

Galveston County, Texas

Department Budget History and Budget (Expenditures) with FY-T-D Actuals

3207 Fund: Lmtd Tax County Bldg Bds 2019
 1793 Department: Building Construction
 179321 Division: Justice Center Expansion

Current Fiscal Year is 94.5 % Complete

2020 Actual Expenditure	2021 Actual Expenditure	2022 Adopted Budget	2022 Amended Budget	2022 FY-T-D Expenditure	2022 Expenditure Percent	Object	Description	2023 Base Budget	2023 Requested Budget	2023 Tentative Budget
						54	Other Services and Charges			
0	19,432	0	-11,420	29,148	-255 %	5410000	Prof Serv	0	0	0
0	19,432	0	-11,420	29,148	-255 %		Subtotals:	0	0	0
0	19,432	0	-11,420	29,148	-255 %		Fund Cost Center Totals:	0	0	0
0	19,432	0	-11,420	29,148	-255 %		Lmtd Tax County Bldg Bds 2019	0	0	0

Galveston County, Texas

Department Budget History and Budget (Expenditures) with FY-T-D Actuals

3271 Fund: Parks Dept Capital Projects
 5292 Department: County Parks Facilities
 529215 Division: Bayside Regional Park

Current Fiscal Year is 94.5 % Complete

2020 Actual Expenditure	2021 Actual Expenditure	2022 Adopted Budget	2022 Amended Budget	2022 FY-T-D Expenditure	2022 Expenditure Percent	Object	Description	2023 Base Budget	2023 Requested Budget	2023 Tentative Budget
						57	Capital Outlay			
0	0	0	0	0	****		Subtotals:	0	0	0
							Fund Cost Center Totals:	0	0	0
0	0	0	0	0	****		Parks Dept Capital Projects Totals:	0	0	0

Galveston County, Texas

Department Budget History and Budget (Expenditures) with FY-T-D Actuals

3312 Fund: Unltd Tax Road Bonds Sr 2009
 3121 Department: Road Department
 312111 Division: Non-County Roads

Current Fiscal Year is 94.5 % Complete

2020 Actual Expenditure	2021 Actual Expenditure	2022 Adopted Budget	2022 Amended Budget	2022 FY-T-D Expenditure	2022 Expenditure Percent	Object	Description	2023 Base Budget	2023 Requested Budget	2023 Tentative Budget
						57	Capital Outlay			
0	0	0	0	0	****		Subtotals:	0	0	0
0	0	0	0	0	****		Fund Cost Center Totals:	0	0	0

Galveston County, Texas
Department Budget History and Budget (Expenditures) with FY-T-D Actuals

0	0	0	0	0	***Unltd Tax Road Bonds Sr 2009 Totals:	0	0	0
---	---	---	---	---	---	---	---	---

Galveston County, Texas

Department Budget History and Budget (Expenditures) with FY-T-D Actuals

3316 Fund: Cnty Road & Bridge Projects
 3123 Department: Roads,Streets, Etc
 312301 Division: Grand Cay Project

Current Fiscal Year is 94.5 % Complete

2020 Actual Expenditure	2021 Actual Expenditure	2022 Adopted Budget	2022 Amended Budget	2022 FY-T-D Expenditure	2022 Expenditure Percent	Object	Description	2023 Base Budget	2023 Requested Budget	2023 Tentative Budget
						51	Personnel & Benefits			
0	0	0	0	0	****		Subtotals:	0	0	0
						57	Capital Outlay			
0	0	0	0	0	****		Subtotals:	0	0	0
0	0	0	0	0	****		Fund Cost Center Totals:	0	0	0
0	0	0	0	0	****		Cnty Road & Bridge Projects Totals:	0	0	0

Galveston County, Texas

Department Budget History and Budget (Expenditures) with FY-T-D Actuals

3370 Fund: Ltd Tax Flood Control Bds Sr09
 2963 Department: Flood Control/Engineer
 296300 Division: Flood Mitigation

Current Fiscal Year is 94.5 % Complete

2020 Actual Expenditure	2021 Actual Expenditure	2022 Adopted Budget	2022 Amended Budget	2022 FY-T-D Expenditure	2022 Expenditure Percent	Object	Description	2023 Base Budget	2023 Requested Budget	2023 Tentative Budget
						54	Other Services and Charges			
153,240	0	0	0	0	****	5453011	Flood Control Se	0	0	0
153,240	0	0	0	0	****		Subtotals:	0	0	0
153,240	0	0	0	0	****		Fund Cost Center Totals:	0	0	0

Galveston County, Texas

Department Budget History and Budget (Expenditures) with FY-T-D Actuals

3370 Fund: Ltd Tax Flood Control Bds Sr09
 3132 Department: Road/Engineer
 313202 Division: County Flood Control Projects

Current Fiscal Year is 94.5 % Complete

2020 Actual Expenditure	2021 Actual Expenditure	2022 Adopted Budget	2022 Amended Budget	2022 FY-T-D Expenditure	2022 Expenditure Percent	Object	Description	2023 Base Budget	2023 Requested Budget	2023 Tentative Budget
						57	Capital Outlay			
0	0	0	0	0	****		Subtotals:	0	0	0
0	0	0	0	0	****		Fund Cost Center Totals:	0	0	0
153,240	0	0	0	0	****		Ltd Tax Flood Control Bds Sr09	0	0	0

Galveston County, Texas

Department Budget History and Budget (Expenditures) with FY-T-D Actuals

4014 Fund: UnltdTax Rd Refd Bds Sr 2017
 8108 Department: Debt Serv-Refd/Defeased Bonds
 810819 Division: UnltdTax Rd Refd Bds Sr 2017

Current Fiscal Year is 94.5 % Complete

2020 Actual Expenditure	2021 Actual Expenditure	2022 Adopted Budget	2022 Amended Budget	2022 FY-T-D Expenditure	2022 Expenditure Percent	Object	Description	2023 Base Budget	2023 Requested Budget	2023 Tentative Budget
						58	Debt Service			
3,605,000	3,810,000	4,030,000	4,030,000	4,030,000	100 %	5810000	Debt Service - P	4,030,000	4,265,000	4,265,000
2,969,750	2,821,450	2,664,650	2,664,650	2,664,650	100 %	5820010	Debt Service - I	2,664,650	2,498,750	2,498,750
0	0	500	500	0	0 %	5850000	Paying Agt Fees	500	500	500
6,574,750	6,631,450	6,695,150	6,695,150	6,694,650	100 %		Subtotals:	6,695,150	6,764,250	6,764,250
						59	Other Financing Uses			
0	0	0	0	0	****		Subtotals:	0	0	0
6,574,750	6,631,450	6,695,150	6,695,150	6,694,650	100 %		Fund Cost Center Totals:	6,695,150	6,764,250	6,764,250

Galveston County, Texas

Department Budget History and Budget (Expenditures) with FY-T-D Actuals

4014 Fund: UnltdTax Rd Refd Bds Sr 2017
 9210 Department: Interfund Oper Transfers Out
 921010 Division: Transfers & Reserves

Current Fiscal Year is 94.5 % Complete

2020 Actual Expenditure	2021 Actual Expenditure	2022 Adopted Budget	2022 Amended Budget	2022 FY-T-D Expenditure	2022 Expenditure Percent	Object	Description	2023 Base Budget	2023 Requested Budget	2023 Tentative Budget
						59	Other Financing Uses			
0	0	0	0	0	****		Subtotals:	0	0	0
0	0	0	0	0	****		Fund Cost Center Totals:	0	0	0
6,574,750	6,631,450	6,695,150	6,695,150	6,694,650	100 %		UnltdTax Rd Refd Bds Sr 2017 Totals:	6,695,150	6,764,250	6,764,250

Galveston County, Texas

Department Budget History and Budget (Expenditures) with FY-T-D Actuals

4015 Fund: LtdTax Fld Crtl RfdBds Sr 2017
 8108 Department: Debt Serv-Refd/Defeased Bonds
 810820 Division: LtdTax Fld Crtl RfdBds Sr 2017

Current Fiscal Year is 94.5 % Complete

2020 Actual Expenditure	2021 Actual Expenditure	2022 Adopted Budget	2022 Amended Budget	2022 FY-T-D Expenditure	2022 Expenditure Percent	Object	Description	2023 Base Budget	2023 Requested Budget	2023 Tentative Budget
						58	Debt Service			
780,000	815,000	855,000	855,000	855,000	100 %	5810000	Debt Service - P	855,000	900,000	900,000
546,950	523,025	493,700	493,700	493,700	100 %	5820010	Debt Service - I	493,700	458,600	458,600
350	350	500	500	350	70 %	5850000	Paying Agt Fees	500	500	500
1,327,300	1,338,375	1,349,200	1,349,200	1,349,050	100 %		Subtotals:	1,349,200	1,359,100	1,359,100
1,327,300	1,338,375	1,349,200	1,349,200	1,349,050	100 %		Fund Cost Center Totals:	1,349,200	1,359,100	1,359,100
1,327,300	1,338,375	1,349,200	1,349,200	1,349,050	100 %	LtdTax Fld Crtl RfdBds Sr 2017		1,349,200	1,359,100	1,359,100

Galveston County, Texas

Department Budget History and Budget (Expenditures) with FY-T-D Actuals

4016 Fund: Ltd Tax Bldg Bds Sr 2017A
 8108 Department: Debt Serv-Refd/Defeased Bonds
 810821 Division: Ltd Tax Bldg Bds Sr 2017A

Current Fiscal Year is 94.5 % Complete

2020 Actual Expenditure	2021 Actual Expenditure	2022 Adopted Budget	2022 Amended Budget	2022 FY-T-D Expenditure	2022 Expenditure Percent	Object	Description	2023 Base Budget	2023 Requested Budget	2023 Tentative Budget
						58	Debt Service			
100,000	100,000	100,000	100,000	100,000	100 %	5810000	Debt Service - P	100,000	100,000	100,000
289,300	286,800	283,800	283,800	283,800	100 %	5820010	Debt Service - I	283,800	280,800	280,800
350	350	500	500	350	70 %	5850000	Paying Agt Fees	500	500	500
389,650	387,150	384,300	384,300	384,150	100 %		Subtotals:	384,300	381,300	381,300
389,650	387,150	384,300	384,300	384,150	100 %		Fund Cost Center Totals:	384,300	381,300	381,300
389,650	387,150	384,300	384,300	384,150	100 %	Ltd Tax Bldg Bds Sr 2017A Totals:		384,300	381,300	381,300

Galveston County, Texas

Department Budget History and Budget (Expenditures) with FY-T-D Actuals

4017 Fund: Ltd Tax Refunding Bnds Sr 2017
 8108 Department: Debt Serv-Refd/Defeased Bonds
 810818 Division: Ltd Tax Refunding Bnds Sr 2017

Current Fiscal Year is 94.5 % Complete

2020 Actual Expenditure	2021 Actual Expenditure	2022 Adopted Budget	2022 Amended Budget	2022 FY-T-D Expenditure	2022 Expenditure Percent	Object	Description	2023 Base Budget	2023 Requested Budget	2023 Tentative Budget
						58	Debt Service			
4,105,000	4,185,000	4,260,000	4,260,000	4,260,000	100 %	5810000	Debt Service - P	4,260,000	4,385,000	4,385,000
2,634,400	2,468,600	2,299,700	2,299,700	2,299,700	100 %	5820010	Debt Service - I	2,299,700	2,104,875	2,104,875
0	350	500	500	350	70 %	5850000	Paying Agt Fees	500	500	500
6,739,400	6,653,950	6,560,200	6,560,200	6,560,050	100 %		Subtotals:	6,560,200	6,490,375	6,490,375
6,739,400	6,653,950	6,560,200	6,560,200	6,560,050	100 %		Fund Cost Center Totals:	6,560,200	6,490,375	6,490,375
6,739,400	6,653,950	6,560,200	6,560,200	6,560,050	100 %	Ltd Tax Refunding Bnds Sr 2017		6,560,200	6,490,375	6,490,375

Galveston County, Texas

Department Budget History and Budget (Expenditures) with FY-T-D Actuals

4021 Fund: Ltd Tx Cnty Bld Bd Series 2009
8100 Department: Debt Service
810010 Division: Ltd Tax Cnty Bldg Bds Sr 2009

Current Fiscal Year is 94.5 % Complete

2020 Actual Expenditure	2021 Actual Expenditure	2022 Adopted Budget	2022 Amended Budget	2022 FY-T-D Expenditure	2022 Expenditure Percent	Object	Description	2023 Base Budget	2023 Requested Budget	2023 Tentative Budget
						58	Debt Service			
2,185,000	2,315,000	2,460,000	2,460,000	2,460,000	100 %	5810000	Debt Service - P	2,460,000	2,610,000	2,610,000
1,642,623	1,509,760	1,368,779	1,368,779	1,368,779	100 %	5820010	Debt Service - I	1,368,779	1,219,088	1,219,088
400	400	500	500	400	80 %	5850000	Paying Agt Fees	500	500	500
3,828,023	3,825,160	3,829,279	3,829,279	3,829,179	100 %		Subtotals:	3,829,279	3,829,588	3,829,588
3,828,023	3,825,160	3,829,279	3,829,279	3,829,179	100 %		Fund Cost Center Totals:	3,829,279	3,829,588	3,829,588

Galveston County, Texas

Department Budget History and Budget (Expenditures) with FY-T-D Actuals

4021 Fund: Ltd Tx Cnty Bld Bd Series 2009
 9201 Department: Transfers and Reserves
 920180 Division: Fund Balance Reserves

Current Fiscal Year is 94.5 % Complete

2020 Actual Expenditure	2021 Actual Expenditure	2022 Adopted Budget	2022 Amended Budget	2022 FY-T-D Expenditure	2022 Expenditure Percent	Object	Description	2023 Base Budget	2023 Requested Budget	2023 Tentative Budget
						59	Other Financing Uses			
0	0	0	0	0	****		Subtotals:	0	0	0
0	0	0	0	0	****		Fund Cost Center Totals:	0	0	0
3,828,023	3,825,160	3,829,279	3,829,279	3,829,179	100		Ltd Tx Cnty Bld Bd Series 2009 Totals:	3,829,279	3,829,588	3,829,588

Galveston County, Texas

Department Budget History and Budget (Expenditures) with FY-T-D Actuals

4022 Fund: Ltd Tax Rfd Bonds Series 2011A
 8108 Department: Debt Serv-Refd/Defeased Bonds
 810814 Division: Ltd Tax Rfd Bonds Series 2011A

Current Fiscal Year is 94.5 % Complete

2020 Actual Expenditure	2021 Actual Expenditure	2022 Adopted Budget	2022 Amended Budget	2022 FY-T-D Expenditure	2022 Expenditure Percent	Object	Description	2023 Base Budget	2023 Requested Budget	2023 Tentative Budget
						58	Debt Service			
0	0	0	0	0	****		Subtotals:	0	0	0
0	0	0	0	0	****		Fund Cost Center Totals:	0	0	0

Galveston County, Texas

Department Budget History and Budget (Expenditures) with FY-T-D Actuals

4022 Fund: Ltd Tax Rfd Bonds Series 2011A
 8611 Department: Bond Issuance Cost
 861110 Division: Bond Issuance Costs

Current Fiscal Year is 94.5 % Complete

2020 Actual Expenditure	2021 Actual Expenditure	2022 Adopted Budget	2022 Amended Budget	2022 FY-T-D Expenditure	2022 Expenditure Percent	Object	Description	2023 Base Budget	2023 Requested Budget	2023 Tentative Budget
						59	Other Financing Uses			
0	0	0	0	0	****		Subtotals:	0	0	0
							Fund Cost Center Totals:	0	0	0
0	0	0	0	0	****		Ltd Tax Rfd Bonds Series 2011A	0	0	0

Galveston County, Texas

Department Budget History and Budget (Expenditures) with FY-T-D Actuals

4023 Fund: Unltd Tx Rf Bds Sr 11B
 8108 Department: Debt Serv-Refd/Defeased Bonds
 810815 Division: Unltd Tx Rf Bds Sr 11B

Current Fiscal Year is 94.5 % Complete

2020 Actual Expenditure	2021 Actual Expenditure	2022 Adopted Budget	2022 Amended Budget	2022 FY-T-D Expenditure	2022 Expenditure Percent	Object	Description	2023 Base Budget	2023 Requested Budget	2023 Tentative Budget
						58	Debt Service			
430,000	445,000	455,000	455,000	455,000	100 %	5810000	Debt Service - P	455,000	475,000	475,000
65,925	48,425	29,857	29,857	29,856	100 %	5820010	Debt Service - I	29,857	10,094	10,094
400	400	500	500	400	80 %	5850000	Paying Agt Fees	500	500	500
496,325	493,825	485,357	485,357	485,256	100 %		Subtotals:	485,357	485,594	485,594
496,325	493,825	485,357	485,357	485,256	100 %		Fund Cost Center Totals:	485,357	485,594	485,594

Galveston County, Texas

Department Budget History and Budget (Expenditures) with FY-T-D Actuals

4023 Fund: Unltd Tx Rf Bds Sr 11B
 8611 Department: Bond Issuance Cost
 861110 Division: Bond Issuance Costs

Current Fiscal Year is 94.5 % Complete

2020 Actual Expenditure	2021 Actual Expenditure	2022 Adopted Budget	2022 Amended Budget	2022 FY-T-D Expenditure	2022 Expenditure Percent	Object	Description	2023 Base Budget	2023 Requested Budget	2023 Tentative Budget
						59	Other Financing Uses			
0	0	0	0	0	****		Subtotals:	0	0	0
0	0	0	0	0	****		Fund Cost Center Totals:	0	0	0
496,325	493,825	485,357	485,357	485,256	100 %		Unltd Tx Rf Bds Sr 11B Totals:	485,357	485,594	485,594

Galveston County, Texas

Department Budget History and Budget (Expenditures) with FY-T-D Actuals

4026 Fund: PassThr Toll Rv Ltd Tx Rf 2012
 8108 Department: Debt Serv-Refd/Defeased Bonds
 810817 Division: Ltd Tax Refund Bds Sr 2012

Current Fiscal Year is 94.5 % Complete

2020 Actual Expenditure	2021 Actual Expenditure	2022 Adopted Budget	2022 Amended Budget	2022 FY-T-D Expenditure	2022 Expenditure Percent	Object	Description	2023 Base Budget	2023 Requested Budget	2023 Tentative Budget
						58	Debt Service			
4,800,000	5,000,000	5,175,000	5,175,000	5,175,000	100 %	5810000	Debt Service - P	5,175,000	1,000,000	1,000,000
688,750	443,750	189,375	189,375	189,375	100 %	5820010	Debt Service - I	189,375	40,000	40,000
330	330	500	500	330	66 %	5850000	Paying Agt Fees	500	500	500
5,489,080	5,444,080	5,364,875	5,364,875	5,364,705	100 %		Subtotals:	5,364,875	1,040,500	1,040,500
5,489,080	5,444,080	5,364,875	5,364,875	5,364,705	100 %		Fund Cost Center Totals:	5,364,875	1,040,500	1,040,500

Galveston County, Texas

Department Budget History and Budget (Expenditures) with FY-T-D Actuals

4026 Fund: PassThr Toll Rv Ltd Tx Rf 2012
 8611 Department: Bond Issuance Cost
 861110 Division: Bond Issuance Costs

Current Fiscal Year is 94.5 % Complete

2020 Actual Expenditure	2021 Actual Expenditure	2022 Adopted Budget	2022 Amended Budget	2022 FY-T-D Expenditure	2022 Expenditure Percent	Object	Description	2023 Base Budget	2023 Requested Budget	2023 Tentative Budget
						59	Other Financing Uses			
0	0	0	0	0	****		Subtotals:	0	0	0
0	0	0	0	0	****		Fund Cost Center Totals:	0	0	0
5,489,080	5,444,080	5,364,875	5,364,875	5,364,705	100		PassThr Toll Rv Ltd Tx Rf 2012 Totals:	5,364,875	1,040,500	1,040,500

Galveston County, Texas

Department Budget History and Budget (Expenditures) with FY-T-D Actuals

4207 Fund: Lmtd Tax County Bldg Bds 2019
 8101 Department: Debt Serv- Bldg Bonds
 810120 Division: Lmtd Tax County Bldg Bds 2019

Current Fiscal Year is 94.5 % Complete

2020 Actual Expenditure	2021 Actual Expenditure	2022 Adopted Budget	2022 Amended Budget	2022 FY-T-D Expenditure	2022 Expenditure Percent	Object	Description	2023 Base Budget	2023 Requested Budget	2023 Tentative Budget
						58	Debt Service			
50,000	50,000	50,000	50,000	50,000	100 %	5810000	Debt Service - P	50,000	50,000	50,000
477,378	347,600	346,100	346,100	346,100	100 %	5820010	Debt Service - I	346,100	344,600	344,600
350	350	500	500	350	70 %	5850000	Paying Agt Fees	500	500	500
527,728	397,950	396,600	396,600	396,450	100 %		Subtotals:	396,600	395,100	395,100
527,728	397,950	396,600	396,600	396,450	100 %		Fund Cost Center Totals:	396,600	395,100	395,100
527,728	397,950	396,600	396,600	396,450	100 %	Lmtd Tax County Bldg Bds 2019		396,600	395,100	395,100

Galveston County, Texas

Department Budget History and Budget (Expenditures) with FY-T-D Actuals

4215 Fund: Limited Tax Jst Cntr Bds 2001
 8101 Department: Debt Serv- Bldg Bonds
 810117 Division: 01S Limited Tax Jst Ctr Bds

Current Fiscal Year is 94.5 % Complete

2020 Actual Expenditure	2021 Actual Expenditure	2022 Adopted Budget	2022 Amended Budget	2022 FY-T-D Expenditure	2022 Expenditure Percent	Object	Description	2023 Base Budget	2023 Requested Budget	2023 Tentative Budget
						56	Other Expenses			
0	0	0	0	0	****		Subtotals:	0	0	0
						58	Debt Service			
1,421,174	1,350,787	1,285,632	1,285,632	1,285,631	100 %	5810000	Debt Service - P	1,285,632	1,225,579	1,225,579
2,583,825	2,694,212	2,799,369	2,799,369	2,799,368	100 %	5820010	Debt Service - I	2,799,369	2,899,422	2,899,422
0	0	500	500	0	0 %	5850000	Paying Agt Fees	500	500	500
4,005,000	4,045,000	4,085,501	4,085,501	4,085,000	100 %		Subtotals:	4,085,501	4,125,501	4,125,501
4,005,000	4,045,000	4,085,501	4,085,501	4,085,000	100 %		Fund Cost Center Totals:	4,085,501	4,125,501	4,125,501

Galveston County, Texas

Department Budget History and Budget (Expenditures) with FY-T-D Actuals

4215 Fund: Limited Tax Jst Cntr Bds 2001
 9201 Department: Transfers and Reserves
 920180 Division: Fund Balance Reserves

Current Fiscal Year is 94.5 % Complete

2020 Actual Expenditure	2021 Actual Expenditure	2022 Adopted Budget	2022 Amended Budget	2022 FY-T-D Expenditure	2022 Expenditure Percent	Object	Description	2023 Base Budget	2023 Requested Budget	2023 Tentative Budget
						59	Other Financing Uses			
0	0	0	0	0	****		Subtotals:	0	0	0
0	0	0	0	0	****		Fund Cost Center Totals:	0	0	0
4,005,000	4,045,000	4,085,501	4,085,501	4,085,000	100 %		Limited Tax Jst Cntr Bds 2001 Totals:	4,085,501	4,125,501	4,125,501

Galveston County, Texas

Department Budget History and Budget (Expenditures) with FY-T-D Actuals

4313 Fund: Unlmtd Tax Road Bonds 2019
 8106 Department: Debt Serv Road Bonds
 810619 Division: Unlmtd Tax Road Bonds 2019

Current Fiscal Year is 94.5 % Complete

2020 Actual Expenditure	2021 Actual Expenditure	2022 Adopted Budget	2022 Amended Budget	2022 FY-T-D Expenditure	2022 Expenditure Percent	Object	Description	2023 Base Budget	2023 Requested Budget	2023 Tentative Budget
						58	Debt Service			
100,000	100,000	100,000	100,000	100,000	100 %	5810000	Debt Service - P	100,000	100,000	100,000
1,272,096	927,400	924,400	924,400	924,400	100 %	5820010	Debt Service - I	924,400	921,400	921,400
350	350	500	500	350	70 %	5850000	Paying Agt Fees	500	500	500
1,372,446	1,027,750	1,024,900	1,024,900	1,024,750	100 %		Subtotals:	1,024,900	1,021,900	1,021,900
1,372,446	1,027,750	1,024,900	1,024,900	1,024,750	100 %		Fund Cost Center Totals:	1,024,900	1,021,900	1,021,900
1,372,446	1,027,750	1,024,900	1,024,900	1,024,750	100 %	Unlmtd Tax Road Bonds 2019 Totals:		1,024,900	1,021,900	1,021,900

Galveston County, Texas

Department Budget History and Budget (Expenditures) with FY-T-D Actuals

4368 Fund: Unlimited Tax Rd Bds Ser 2001
 8106 Department: Debt Serv Road Bonds
 810616 Division: 01 Ser Unlimited Tax Rd Bds

Current Fiscal Year is 94.5 % Complete

2020 Actual Expenditure	2021 Actual Expenditure	2022 Adopted Budget	2022 Amended Budget	2022 FY-T-D Expenditure	2022 Expenditure Percent	Object	Description	2023 Base Budget	2023 Requested Budget	2023 Tentative Budget
						56	Other Expenses			
0	0	0	0	0	****		Subtotals:	0	0	0
						58	Debt Service			
1,068,098	1,015,177	966,191	966,191	966,190	100 %	5810000	Debt Service - P	966,191	921,041	921,041
1,941,901	2,024,822	2,103,810	2,103,810	2,103,809	100 %	5820010	Debt Service - I	2,103,810	2,178,959	2,178,959
0	0	500	500	0	0 %	5850000	Paying Agt Fees	500	500	500
3,010,000	3,040,000	3,070,501	3,070,501	3,070,000	100 %		Subtotals:	3,070,501	3,100,500	3,100,500
3,010,000	3,040,000	3,070,501	3,070,501	3,070,000	100 %		Fund Cost Center Totals:	3,070,501	3,100,500	3,100,500

Galveston County, Texas

Department Budget History and Budget (Expenditures) with FY-T-D Actuals

4368 Fund: Unlimited Tax Rd Bds Ser 2001
 9201 Department: Transfers and Reserves
 920180 Division: Fund Balance Reserves

Current Fiscal Year is 94.5 % Complete

2020 Actual Expenditure	2021 Actual Expenditure	2022 Adopted Budget	2022 Amended Budget	2022 FY-T-D Expenditure	2022 Expenditure Percent	Object	Description	2023 Base Budget	2023 Requested Budget	2023 Tentative Budget
						59	Other Financing Uses			
0	0	0	0	0	****		Subtotals:	0	0	0
0	0	0	0	0	****		Fund Cost Center Totals:	0	0	0
3,010,000	3,040,000	3,070,501	3,070,501	3,070,000	100 %		Unlimited Tax Rd Bds Ser 2001 Totals:	3,070,501	3,100,500	3,100,500

Galveston County, Texas

Department Budget History and Budget (Expenditures) with FY-T-D Actuals

4371 Fund: Unltd Tax Road Bonds Sr 2009
 8106 Department: Debt Serv Road Bonds
 810621 Division: Unltd Tax Rd Bds Sr 2009

Current Fiscal Year is 94.5 % Complete

2020 Actual Expenditure	2021 Actual Expenditure	2022 Adopted Budget	2022 Amended Budget	2022 FY-T-D Expenditure	2022 Expenditure Percent	Object	Description	2023 Base Budget	2023 Requested Budget	2023 Tentative Budget
						58	Debt Service			
0	0	0	0	0	****		Subtotals:	0	0	0
0	0	0	0	0	****		Fund Cost Center Totals:	0	0	0

Galveston County, Texas

Department Budget History and Budget (Expenditures) with FY-T-D Actuals

4371 Fund: Unltd Tax Road Bonds Sr 2009
 9201 Department: Transfers and Reserves
 920180 Division: Fund Balance Reserves

Current Fiscal Year is 94.5 % Complete

2020 Actual Expenditure	2021 Actual Expenditure	2022 Adopted Budget	2022 Amended Budget	2022 FY-T-D Expenditure	2022 Expenditure Percent	Object	Description	2023 Base Budget	2023 Requested Budget	2023 Tentative Budget
						59	Other Financing Uses			
0	0	0	0	0	****		Subtotals:	0	0	0
							Fund Cost Center Totals:	0	0	0
0	0	0	0	0	****		Unltd Tax Road Bonds Sr 2009 Totals:	0	0	0

Galveston County, Texas

Department Budget History and Budget (Expenditures) with FY-T-D Actuals

4390 Fund: Ltd Tx Fl Ctr BAB Sr 09C-1
 8107 Department: Debt Serv Flood Bonds
 810716 Division: Ltd Tx Fl Ctr BAB Sr 09C-1

Current Fiscal Year is 94.5 % Complete

2020 Actual Expenditure	2021 Actual Expenditure	2022 Adopted Budget	2022 Amended Budget	2022 FY-T-D Expenditure	2022 Expenditure Percent	Object	Description	2023 Base Budget	2023 Requested Budget	2023 Tentative Budget
						58	Debt Service			
0	0	0	0	0	****		Subtotals:	0	0	0
0	0	0	0	0	****		Fund Cost Center Totals:	0	0	0

Galveston County, Texas

Department Budget History and Budget (Expenditures) with FY-T-D Actuals

4390 Fund: Ltd Tx Fl Ctr BAB Sr 09C-1
 9201 Department: Transfers and Reserves
 920180 Division: Fund Balance Reserves

Current Fiscal Year is 94.5 % Complete

2020 Actual Expenditure	2021 Actual Expenditure	2022 Adopted Budget	2022 Amended Budget	2022 FY-T-D Expenditure	2022 Expenditure Percent	Object	Description	2023 Base Budget	2023 Requested Budget	2023 Tentative Budget
						59	Other Financing Uses			
0	0	0	0	0	****		Subtotals:	0	0	0
							Fund Cost Center Totals:	0	0	0
0	0	0	0	0	****		Ltd Tx Fl Ctr BAB Sr 09C-1 Totals:	0	0	0

Galveston County, Texas

Department Budget History and Budget (Expenditures) with FY-T-D Actuals

4393 Fund: Ltd Tx Fld Ctrl BAB Sr 09C-2
 8107 Department: Debt Serv Flood Bonds
 810717 Division: Ltd Tx Fl Ctr BAB Sr 09C-2

Current Fiscal Year is 94.5 % Complete

2020 Actual Expenditure	2021 Actual Expenditure	2022 Adopted Budget	2022 Amended Budget	2022 FY-T-D Expenditure	2022 Expenditure Percent	Object	Description	2023 Base Budget	2023 Requested Budget	2023 Tentative Budget
						58	Debt Service			
0	0	0	0	0	****		Subtotals:	0	0	0
0	0	0	0	0	****		Fund Cost Center Totals:	0	0	0

Galveston County, Texas

Department Budget History and Budget (Expenditures) with FY-T-D Actuals

4393 Fund: Ltd Tx Fld Ctrl BAB Sr 09C-2
 9201 Department: Transfers and Reserves
 920180 Division: Fund Balance Reserves

Current Fiscal Year is 94.5 % Complete

2020 Actual Expenditure	2021 Actual Expenditure	2022 Adopted Budget	2022 Amended Budget	2022 FY-T-D Expenditure	2022 Expenditure Percent	Object	Description	2023 Base Budget	2023 Requested Budget	2023 Tentative Budget
						59	Other Financing Uses			
0	0	0	0	0	****		Subtotals:	0	0	0
							Fund Cost Center Totals:	0	0	0
0	0	0	0	0	****		Ltd Tx Fld Ctrl BAB Sr 09C-2 Totals:	0	0	0

Galveston County, Texas

Department Budget History and Budget (Expenditures) with FY-T-D Actuals

6123 Fund: Employee Benefits
 1550 Department: Human Resources
 155021 Division: Non-Medical Group Insurance

Current Fiscal Year is 94.5 % Complete

2020 Actual Expenditure	2021 Actual Expenditure	2022 Adopted Budget	2022 Amended Budget	2022 FY-T-D Expenditure	2022 Expenditure Percent	Object	Description	2023 Base Budget	2023 Requested Budget	2023 Tentative Budget
						53	Supplies			
0	0	0	0	0	****	Subtotals:		0	0	0
						54	Other Services and Charges			
236,948	-0	0	0	0	****	5481000	Other ContractSv	0	0	0
26,636	0	0	0	0	****	5491704	Empl Assist Prog	0	0	0
35,646	0	0	0	0	****	5491737	Life Insur Prem	0	0	0
299,231	-0	0	0	0	****	Subtotals:		0	0	0
						56	Other Expenses			
0	0	0	0	0	****	Subtotals:		0	0	0
299,231	-0	0	0	0	****	Fund Cost Center Totals:		0	0	0

Galveston County, Texas

Department Budget History and Budget (Expenditures) with FY-T-D Actuals

6123 Fund: Employee Benefits
1550 Department: Human Resources
155022 Division: Medical Claims Insurance

Current Fiscal Year is 94.5 % Complete

2020 Actual Expenditure	2021 Actual Expenditure	2022 Adopted Budget	2022 Amended Budget	2022 FY-T-D Expenditure	2022 Expenditure Percent	Object	Description	2023 Base Budget	2023 Requested Budget	2023 Tentative Budget
						53	Supplies			
57,827	21,992	0	0	0	****	5317000	BooksPriodcls	0	0	0
57,827	21,992	0	0	0	****	Subtotals:		0	0	0
						54	Other Services and Charges			
1,369,442	0	0	0	0	****	5417201	GalCo Clin/Pharm	0	0	0
298,723	178,250	0	12,000	7,001	58 %	5417209	Adm-Med/HSA BC	0	12,000	12,000
27,295	6,870	0	0	0	****	5417210	Admin Fee-Dental	0	0	0
249,703	62,597	0	0	0	****	5417211	PPO Fees-MM	0	0	0
13,101	3,297	0	0	0	****	5417212	Adm Fee-Den PPO	0	0	0
110,856	27,780	0	0	0	****	5417213	UtilizRev (AHH)	0	0	0
9,238	2,315	0	0	0	****	5417214	Admin Fee-RX	0	0	0
14,000	0	0	0	0	****	5481000	Other ContractSv	0	0	0
2,771	694	0	0	0	****	5481201	Banking Fees	0	0	0
11,245,131	3,610,707	0	19,500	132	1 %	5491511	Medical ClaimsPd	0	19,500	19,500
385,133	114,855	0	0	0	****	5491512	DentalClaimsPd	0	0	0
15,730	4,303	0	500	0	0 %	5491513	Vision ClaimsPd	0	500	500
5,424,120	1,427,523	0	0	0	****	5491514	PrscripDrugClmsPd	0	0	0
927,512	234,911	0	0	0	****	5491735	SpecCvrStpLsPrm	0	0	0
73,591	18,890	0	0	0	****	5491736	Agr Stp Los Prem	0	0	0
20,166,351	5,692,996	0	32,000	7,133	22 %	Subtotals:		0	32,000	32,000
20,224,178	5,714,989	0	32,000	7,133	22 %	Fund Cost Center Totals:		0	32,000	32,000

Galveston County, Texas

Department Budget History and Budget (Expenditures) with FY-T-D Actuals

6123 Fund: Employee Benefits
1550 Department: Human Resources
155023 Division: Employee Benefits

Current Fiscal Year is 94.5 % Complete

2020 Actual Expenditure	2021 Actual Expenditure	2022 Adopted Budget	2022 Amended Budget	2022 FY-T-D Expenditure	2022 Expenditure Percent	Object	Description	2023 Base Budget	2023 Requested Budget	2023 Tentative Budget
						53	Supplies			
0	0	0	0	0	****		Subtotals:	0	0	0
						54	Other Services and Charges			
	0	1,450,000	1,296,000	1,088,333	84 %	5417201	GalCo Clin/Pharm	1,450,000	1,410,558	1,410,558
	0	513,926	0	0	****	5417209	Adm-Med/HSA BC	513,926	513,926	513,926
	0	20,247	48,200	40,593	84 %	5417214	Admin Fee-RX	0	40,000	40,000
	0	7,759	9,500	6,596	69 %	5417215	Adm Fee-HSA/FSA	0	9,500	9,500
	0	339,001	450,000	444,792	99 %	5417216	Adm-Med Emp/R<65	0	460,000	460,000
	0	5,355	7,200	6,631	92 %	5417218	Adm-Med (COBRA)	0	7,200	7,200
	0	138,167	150,000	139,040	93 %	5426200	Bldg Leases/Rntl	0	180,000	180,000
	0	7,000	0	0	****	5481000	Other ContractSv	0	0	0
	0	8,598,468	10,088,950	10,442,964	82 %	5491511	Medical ClaimsPd	10,088,950	11,500,000	11,500,000
	0	1,816,221	4,192,128	2,117,865	77 %	5491514	PrscripDrugClmsPd	4,192,128	4,500,000	4,500,000
	0	21,422	50,000	19,000	83 %	5491704	Empl Assist Prog	50,000	19,000	19,000
	0	510,608	763,438	732,058	100 %	5491735	SpecCvrStpLsPrm	763,438	763,438	763,438
	0	18,845	25,922	25,327	98 %	5491736	Agr Stp Los Prem	25,922	25,922	25,922
	0	36,885	60,000	40,000	53 %	5491737	Life Insur Prem	60,000	60,000	60,000
	0	750,565	1,331,572	1,021,744	94 %	5491738	Med Prem-Ret 65+	1,331,572	1,331,572	1,331,572
	0	460,357	584,617	626,905	100 %	5491739	Dental Ins Prem	584,617	584,617	584,617
	0	117,936	178,253	160,535	98 %	5491740	Vision Ins Prem	178,253	178,253	178,253
	0	14,157,915	19,238,806	16,890,175	84 %		Subtotals:	19,238,806	21,583,986	21,583,986
	0	14,157,915	19,238,806	16,890,175	84 %		Fund Cost Center Totals:	19,238,806	21,583,986	21,583,986

Galveston County, Texas

Department Budget History and Budget (Expenditures) with FY-T-D Actuals

6123 Fund: Employee Benefits
 9201 Department: Transfers and Reserves
 920180 Division: Fund Balance Reserves

Current Fiscal Year is 94.5 % Complete

2020 Actual Expenditure	2021 Actual Expenditure	2022 Adopted Budget	2022 Amended Budget	2022 FY-T-D Expenditure	2022 Expenditure Percent	Object	Description	2023 Base Budget	2023 Requested Budget	2023 Tentative Budget
						59	Other Financing Uses			
0	0	0	0	0	****		Subtotals:	0	0	0
0	0	0	0	0	****		Fund Cost Center Totals:	0	0	0

Galveston County, Texas

Department Budget History and Budget (Expenditures) with FY-T-D Actuals

6123 Fund: Employee Benefits
 9210 Department: Interfund Oper Transfers Out
 921010 Division: Transfers & Reserves

Current Fiscal Year is 94.5 % Complete

2020 Actual Expenditure	2021 Actual Expenditure	2022 Adopted Budget	2022 Amended Budget	2022 FY-T-D Expenditure	2022 Expenditure Percent	Object	Description	2023 Base Budget	2023 Requested Budget	2023 Tentative Budget
						56	Other Expenses			
0	0	0	0	0	****		Subtotals:	0	0	0
0	0	0	0	0	****		Fund Cost Center Totals:	0	0	0

Galveston County, Texas

Department Budget History and Budget (Expenditures) with FY-T-D Actuals

6123 Fund: Employee Benefits
 9999 Department: Budget Projections
 999998 Division: Budget Projections

Current Fiscal Year is 94.5 % Complete

2020 Actual Expenditure	2021 Actual Expenditure	2022 Adopted Budget	2022 Amended Budget	2022 FY-T-D Expenditure	2022 Expenditure Percent	Object	Description	2023 Base Budget	2023 Requested Budget	2023 Tentative Budget
						54	Other Services and Charges			
0	0	0	0	0	****		Subtotals:	0	0	0
							Fund Cost Center Totals:	0	0	0
20,523,410	19,872,905	19,238,806	20,203,906	16,897,308	84 %		Employee Benefits Totals:	19,238,806	21,615,986	21,615,986

Galveston County, Texas

Department Budget History and Budget (Expenditures) with FY-T-D Actuals

6124 Fund: Workers Compensation Fund
 1550 Department: Human Resources
 155020 Division: Workers' Compensation

Current Fiscal Year is 94.5 % Complete

2020 Actual Expenditure	2021 Actual Expenditure	2022 Adopted Budget	2022 Amended Budget	2022 FY-T-D Expenditure	2022 Expenditure Percent	Object	Description	2023 Base Budget	2023 Requested Budget	2023 Tentative Budget
						54	Other Services and Charges			
45,234	36,455	50,000	50,000	33,643	67 %	5411100	Admin Costs	0	50,000	50,000
0	0	5,000	5,000	0	0 %	5481000	Other ContractSv	0	5,000	5,000
0	0	800,000	800,000	0	0 %	5491600	Worker's Comp Cl	800,000	800,000	800,000
45,234	36,455	855,000	855,000	33,643	4 %		Subtotals:	800,000	855,000	855,000
45,234	36,455	855,000	855,000	33,643	4 %		Fund Cost Center Totals:	800,000	855,000	855,000

Galveston County, Texas

Department Budget History and Budget (Expenditures) with FY-T-D Actuals

6124 Fund: Workers Compensation Fund
 9201 Department: Transfers and Reserves
 920180 Division: Fund Balance Reserves

Current Fiscal Year is 94.5 % Complete

2020 Actual Expenditure	2021 Actual Expenditure	2022 Adopted Budget	2022 Amended Budget	2022 FY-T-D Expenditure	2022 Expenditure Percent	Object	Description	2023 Base Budget	2023 Requested Budget	2023 Tentative Budget
						59	Other Financing Uses			
0	0	0	0	0	****		Subtotals:	0	0	0
0	0	0	0	0	****		Fund Cost Center Totals:	0	0	0

Galveston County, Texas

Department Budget History and Budget (Expenditures) with FY-T-D Actuals

6124 Fund: Workers Compensation Fund
 9210 Department: Interfund Oper Transfers Out
 921010 Division: Transfers & Reserves

Current Fiscal Year is 94.5 % Complete

2020 Actual Expenditure	2021 Actual Expenditure	2022 Adopted Budget	2022 Amended Budget	2022 FY-T-D Expenditure	2022 Expenditure Percent	Object	Description	2023 Base Budget	2023 Requested Budget	2023 Tentative Budget
						56	Other Expenses			
0	0	0	0	0	****		Subtotals:	0	0	0
0	0	0	0	0	****		Fund Cost Center Totals:	0	0	0

Galveston County, Texas

Department Budget History and Budget (Expenditures) with FY-T-D Actuals

6124 Fund: Workers Compensation Fund
 9999 Department: Budget Projections
 999998 Division: Budget Projections

Current Fiscal Year is 94.5 % Complete

2020 Actual Expenditure	2021 Actual Expenditure	2022 Adopted Budget	2022 Amended Budget	2022 FY-T-D Expenditure	2022 Expenditure Percent	Object	Description	2023 Base Budget	2023 Requested Budget	2023 Tentative Budget
						53	Supplies			
0	0	0	0	0	****		Subtotals:	0	0	0
						56	Other Expenses			
0	0	0	0	0	****		Subtotals:	0	0	0
0	0	0	0	0	****		Fund Cost Center Totals:	0	0	0
45,234	36,455	855,000	855,000	33,643	4 %	Workers Compensation Fund Totals:		800,000	855,000	855,000

Galveston County, Texas

Department Budget History and Budget (Expenditures) with FY-T-D Actuals

6125 Fund: Unemployment
 1550 Department: Human Resources
 155015 Division: Unemployment

Current Fiscal Year is 94.5 % Complete

2020 Actual Expenditure	2021 Actual Expenditure	2022 Adopted Budget	2022 Amended Budget	2022 FY-T-D Expenditure	2022 Expenditure Percent	Object	Description	2023 Base Budget	2023 Requested Budget	2023 Tentative Budget
						51	Personnel & Benefits			
142,055	101,898	240,000	240,000	90,850	38 %	5155000	UnemplCompens	0	240,000	240,000
142,055	101,898	240,000	240,000	90,850	38 %		Subtotals:	0	240,000	240,000
142,055	101,898	240,000	240,000	90,850	38 %		Fund Cost Center Totals:	0	240,000	240,000
142,055	101,898	240,000	240,000	90,850	38 %		Unemployment Totals:	0	240,000	240,000

Galveston County, Texas

Department Budget History and Budget (Expenditures) with FY-T-D Actuals

6130 Fund: Self Insurance Reserve Fund
1514 Department: Dir of Finance/Admin/Budget Of
151431 Division: General Self Insurance

Current Fiscal Year is 94.5 % Complete

2020 Actual Expenditure	2021 Actual Expenditure	2022 Adopted Budget	2022 Amended Budget	2022 FY-T-D Expenditure	2022 Expenditure Percent	Object	Description	2023 Base Budget	2023 Requested Budget	2023 Tentative Budget
						51	Personnel & Benefits			
0	0	0	0	0	****		Subtotals:	0	0	0
						53	Supplies			
0	0	0	0	0	****		Subtotals:	0	0	0
						54	Other Services and Charges			
410,889	428,378	440,000	440,000	426,603	97 %	5491502	Liability Premiu	440,000	440,000	505,000
72,425	47,908	260,000	260,000	110,225	42 %	5491503	Claims Paid-Liab	260,000	260,000	260,000
343	18,907	20,000	20,000	1,872	9 %	5491700	Public Official	20,000	20,000	20,000
7,661	0	40,000	40,000	243	1 %	5491701	All Other Bonds	40,000	40,000	40,000
1,471,381	1,474,396	2,000,000	2,000,000	1,744,749	87 %	5491725	Insurance	2,000,000	2,000,000	2,000,000
1,962,699	1,969,590	2,760,000	2,760,000	2,283,693	83 %		Subtotals:	2,760,000	2,760,000	2,825,000
						56	Other Expenses			
0	0	0	0	0	****		Subtotals:	0	0	0
						57	Capital Outlay			
0	0	0	0	0	****		Subtotals:	0	0	0
1,962,699	1,969,590	2,760,000	2,760,000	2,283,693	83 %		Fund Cost Center Totals:	2,760,000	2,760,000	2,825,000

Galveston County, Texas

Department Budget History and Budget (Expenditures) with FY-T-D Actuals

6130 Fund: Self Insurance Reserve Fund
 9201 Department: Transfers and Reserves
 920180 Division: Fund Balance Reserves

Current Fiscal Year is 94.5 % Complete

2020 Actual Expenditure	2021 Actual Expenditure	2022 Adopted Budget	2022 Amended Budget	2022 FY-T-D Expenditure	2022 Expenditure Percent	Object	Description	2023 Base Budget	2023 Requested Budget	2023 Tentative Budget
						59	Other Financing Uses			
0	0	0	0	0	****		Subtotals:	0	0	0
0	0	0	0	0	****		Fund Cost Center Totals:	0	0	0

Galveston County, Texas

Department Budget History and Budget (Expenditures) with FY-T-D Actuals

6130 Fund: Self Insurance Reserve Fund
 9210 Department: Interfund Oper Transfers Out
 921010 Division: Transfers & Reserves

Current Fiscal Year is 94.5 % Complete

2020 Actual Expenditure	2021 Actual Expenditure	2022 Adopted Budget	2022 Amended Budget	2022 FY-T-D Expenditure	2022 Expenditure Percent	Object	Description	2023 Base Budget	2023 Requested Budget	2023 Tentative Budget
						56	Other Expenses			
0	0	0	0	0	****		Subtotals:	0	0	0
						59	Other Financing Uses			
0	39,860	0	360,709	295,814	82 %	5911101	TTo Gen Fund	0	295,814	295,814
0	39,860	0	360,709	295,814	82 %		Subtotals:	0	295,814	295,814
0	39,860	0	360,709	295,814	82 %		Fund Cost Center Totals:	0	295,814	295,814

Galveston County, Texas

Department Budget History and Budget (Expenditures) with FY-T-D Actuals

6130 Fund: Self Insurance Reserve Fund
 9999 Department: Budget Projections
 999998 Division: Budget Projections

Current Fiscal Year is 94.5 % Complete

2020 Actual Expenditure	2021 Actual Expenditure	2022 Adopted Budget	2022 Amended Budget	2022 FY-T-D Expenditure	2022 Expenditure Percent	Object	Description	2023 Base Budget	2023 Requested Budget	2023 Tentative Budget
						53	Supplies			
0	0	0	0	0	****		Subtotals:	0	0	0
						54	Other Services and Charges			
0	0	0	0	0	****		Subtotals:	0	0	0
						56	Other Expenses			
0	0	0	0	0	****		Subtotals:	0	0	0
0	0	0	0	0	****		Fund Cost Center Totals:	0	0	0
1,962,699	2,009,450	2,760,000	3,120,709	2,579,508	83 %	Self Insurance Reserve Fund Totals:		2,760,000	3,055,814	3,120,814

Galveston County, Texas

Department Budget History and Budget (Expenditures) with FY-T-D Actuals

240,556,042	232,141,566	271,523,914	286,142,657	228,064,886	80 %	GRAND TOTAL:	215,757,640	284,820,357	282,869,604
-------------	-------------	-------------	-------------	-------------	------	---------------------	-------------	-------------	-------------

**Galveston County, Texas
Tentative Budget
Fiscal Year 2023 Contracts**

Object	Pri	Description/Comments	Begin Date	End Date	Vendor	Contract Type	New (Y/N) Contract #	Qty	Unit Cost	Requested Budget	Tentative Budget
1101 Fund		General Fund									
1100 Department: General Government 110000 Division: General Government											
5414200		Patillo, Brown & Hill, LLP	10/01/2022	09/30/2023	BIDCON PROFESSIONAL SERVICES		N	1	100,000	100,000	100,000
					Bid and Contract Vendor		TBD				
										Object: 5414200	
										New Total:	0
										Ongoing Total:	100,000
										Object Total:	100,000
5415200		SB292 Criminal Justice Project	10/01/2022	09/30/2023	BIDCON MEDICAL OUTPATIENT		N	1	59,860	59,860	59,860
					Bid and Contract Vendor		TBD				
										Object: 5415200	
										New Total:	0
										Ongoing Total:	59,860
										Object Total:	59,860
5481000		Cost Allocation Plan	10/01/2022	09/30/2023	BIDCON PROFESSIONAL SERVICES		N	1	35,100	35,100	35,100
					Bid and Contract Vendor		TBD				
5481000		Meadows Mental Health Inst	10/01/2022	09/30/2023	BIDCON PROFESSIONAL SERVICES		N	1	224,000	224,000	224,000
					Bid and Contract Vendor		TBD				

**Galveston County, Texas
Tentative Budget
Fiscal Year 2023 Contracts**

Object	Pri	Description/Comments	Begin Date	End Date	Vendor	Contract Type	New (Y/N) Contract #	Qty	Unit Cost	Requested Budget	Tentative Budget
1101 Fund		General Fund									
1100 Department: General Government 110000 Division: General Government											
5481000		Smart Dollar	10/01/2022	09/30/2023	BIDCON MISCELLANEOUS		N	1	32,400	32,400	32,400
					Bid and Contract Vendor		TBD				
5481000		Estrada Hinojosa & Co	10/01/2022	09/30/2023	BIDCON MISCELLANEOUS		N	1	75,000	75,000	75,000
					Bid and Contract Vendor		TBD				
5481000		Gabriel & Roeder	10/01/2022	09/30/2023	BIDCON MISCELLANEOUS		N	1	9,000	9,000	9,000
					Bid and Contract Vendor		TBD				
Object: 5481000											
New Total:										0	0
Ongoing Total:										375,500	375,500
Object Total:										375,500	375,500
Division: 110000											
New Total:										0	0
Ongoing Total:										535,360	535,360
Division Total:										535,360	535,360

**Galveston County, Texas
Tentative Budget
Fiscal Year 2023 Contracts**

Object	Pri	Description/Comments	Begin Date	End Date	Vendor	Contract Type	New (Y/N) Contract #	Qty	Unit Cost	Requested Budget	Tentative Budget
--------	-----	----------------------	------------	----------	--------	---------------	-------------------------	-----	--------------	---------------------	---------------------

1101 Fund General Fund

1140 Department: County Clerk
114000 Division: County Clerk

5423000	00	Maintenance Equipment	10/01/2022	09/30/2023	BIDCON PREV.		N	1	3,000	3,000	3,000
		Various repairs to equipment not under maintenance agreements such as office typewriters and file clocks.			Bid and Contract Vendor		TBD				

Object: 5423000											
New Total:											
										0	0
Ongoing Total:											
										3,000	3,000
Object Total:											
										3,000	3,000
Division: 114000											
New Total:											
										0	0
Ongoing Total:											
										3,000	3,000
Division Total:											
										3,000	3,000

**Galveston County, Texas
Tentative Budget
Fiscal Year 2023 Contracts**

Object	Pri	Description/Comments	Begin Date	End Date	Vendor	Contract Type	New (Y/N) Contract #	Qty	Unit Cost	Requested Budget	Tentative Budget	
1101 Fund		General Fund										
1140 Department: County Clerk 114030 Division: Election Expense												
5423000	01	Hart Verity System Annual Lice Election Equipment	10/01/2022	09/30/2023	406853	PREV. HART INTERCIVIC	N CM20058	1	165,500	188,000	165,500	
5423000	01	Repair & Maintenance of Electi Replacement parts for equipment	10/01/2022	09/30/2023	406853	PREV. HART INTERCIVIC	N TBD	1	30,000	30,000	30,000	
5423000	01	Annual Software Poll Pads Annual software, license and support for Poll Pads used at election locations	10/01/2022	09/30/2023	406853	SOFTWARE HART INTERCIVIC	N CM20033	1	27,000	27,000	27,000	
5423000	03	Prepare & Print Ballots/Electi Backup for Election Ballots	10/01/2022	09/30/2023	406853	MISCELLANEOUS HART INTERCIVIC	N CM17190	1	1,000	1,000	1,000	
5423000	05	Repair & Maintenance on Dataca ID badges for Election Workers	10/01/2022	09/30/2023	712592	HARDWARE IDENTISYS INC.	N CM21339	1	1,500	1,500	1,500	
									Object: 5423000			
									New Total:			
									0		0	
									Ongoing Total:		247,500	225,000
									Object Total:		247,500	225,000

**Galveston County, Texas
Tentative Budget
Fiscal Year 2023 Contracts**

Object	Pri	Description/Comments	Begin Date	End Date	Vendor	Contract Type	New (Y/N) Contract #	Qty	Unit Cost	Requested Budget	Tentative Budget
1101 Fund		General Fund									
1140 Department: County Clerk 114030 Division: Election Expense											
5481000	01	Internet Elections WiFi/Internet connectivity for polling locations	10/01/2022	09/30/2023	709784 AT&T MOBILITY	MISCELLANEOUS	N CM21385	1	2,500	2,500	2,500
5481000	01	Internet Elections WiFi/Internet connectivity for polling locations	10/01/2022	09/30/2023	406603 VERIZON WIRELESS SERVICES	MISCELLANEOUS	N CM21383	1	27,500	27,500	27,500
5481000	02	Live Ballot Subscription Agree Sample ballots online access	10/01/2022	09/30/2023	715586 DEMOCRACY LIVE INC.	MISCELLANEOUS	N CM13201	1	40,000	40,000	40,000
5481000	03	Mobile App for Election Servic Mobile App for Voter Information	10/01/2022	09/30/2023	719958 14 ORANGES SOFTWARE INC	MISCELLANEOUS	N CM17257	1	5,000	5,000	5,000
5481000	04	Mail ballot envelope equipment Leasing of processing equipment	10/01/2022	09/30/2023	719950 PITNEY BOWES GLOBAL	MISCELLANEOUS	N CM19287	1	30,000	30,000	30,000
Object: 5481000											
New Total:										0	0
Ongoing Total:										105,000	105,000
Object Total:										105,000	105,000

**Galveston County, Texas
Tentative Budget
Fiscal Year 2023 Contracts**

Object	Pri	Description/Comments	Begin Date	End Date	Vendor	Contract Type	New (Y/N) Contract #	Qty	Unit Cost	Requested Budget	Tentative Budget
--------	-----	----------------------	------------	----------	--------	---------------	-------------------------	-----	--------------	---------------------	---------------------

1101 Fund General Fund

1140 Department: County Clerk
114030 Division: Election Expense

Division: 114030		
New Total:	0	0
Ongoing Total:	352,500	330,000
Division Total:	352,500	330,000

**Galveston County, Texas
Tentative Budget
Fiscal Year 2023 Contracts**

Object	Pri	Description/Comments	Begin Date	End Date	Vendor	Contract Type	New (Y/N) Contract #	Qty	Unit Cost	Requested Budget	Tentative Budget
1101 Fund		General Fund									
1271 Department: District Attorney 127100 Division: District Attorney											
5413000	00	JP Prosecutor	10/01/2022	09/30/2023	134270	PROFESSIONAL SERVICES	Y	1	40,000	40,000	40,000
		Justice of the Peace Prosecutor			MORA JR, J T		TBD				
5413000	00	MHMR Prosecutor	10/01/2022	09/30/2023	711352	PROFESSIONAL SERVICES	Y	1	60,000	60,000	60,000
		MHMR Prosecutor contract salary per order from District Judges. Mr. Johnson handles additional cases per year in connection with the new Felony Mental Health Court.			LAW OFFICE OF CHRISTOPHER		TBD				
5413000	00	Truancy Prosecutor	10/01/2022	09/30/2023	720306	PROFESSIONAL SERVICES	Y	1	20,000	20,000	20,000
		Special Prosecutor for Truancy cases			ZENDEH DEL, CAROLYN KATE		TBD				
5413000	00	Special Investigator	10/01/2022	09/30/2023	722163	PROFESSIONAL SERVICES	Y	1	15,000	15,000	15,000
		Special Investigator, as needed in Criminal Investigations to include grand jury investigations and presentations, pretrial hearings, jury selections ,trials and appeals			FORWARD, SHARI		TBD				
Object: 5413000											
New Total:										135,000	135,000
Ongoing Total:										0	0
Object Total:										135,000	135,000

**Galveston County, Texas
Tentative Budget
Fiscal Year 2023 Contracts**

Object	Pri	Description/Comments	Begin Date	End Date	Vendor	Contract Type	New (Y/N) Contract #	Qty	Unit Cost	Requested Budget	Tentative Budget
1101 Fund		General Fund									
1271 Department: District Attorney 127100 Division: District Attorney											
5481000	00	Professional Services Intoxili	10/01/2022	09/30/2023	033241	PROFESSIONAL SERVICES	Y	1	12,000	12,000	12,000
		Maintain and service Intoxilator Machine			CITY OF LEAGUE CITY		TBD				
									Object: 5481000		
									New Total:	12,000	12,000
									Ongoing Total:	0	0
									Object Total:	12,000	12,000
									Division: 127100		
									New Total:	147,000	147,000
									Ongoing Total:	0	0
									Division Total:	147,000	147,000

**Galveston County, Texas
Tentative Budget
Fiscal Year 2023 Contracts**

Object	Pri	Description/Comments	Begin Date	End Date	Vendor	Contract Type	New (Y/N) Contract #	Qty	Unit Cost	Requested Budget	Tentative Budget
1101 Fund		General Fund									
1292 Department: Collections Office 129200 Division: Collections Office											
5481000	00	iPLOW Program	10/01/2022	09/30/2023	719760	CONTRACT IT	N	1	9,800	9,800	9,800
		iPLOW Default System			I-PLOW.COM LLC		21301				
Object: 5481000											
New Total:										0	0
Ongoing Total:										9,800	9,800
Object Total:										9,800	9,800
Division: 129200											
New Total:										0	0
Ongoing Total:										9,800	9,800
Division Total:										9,800	9,800

**Galveston County, Texas
Tentative Budget
Fiscal Year 2023 Contracts**

Object	Pri	Description/Comments	Begin Date	End Date	Vendor	Contract Type	New (Y/N) Contract #	Qty	Unit Cost	Requested Budget	Tentative Budget
1101 Fund		General Fund									
1293 Department: Personal Bond Office 129300 Division: Personal Bond Office											
5481000	00	Noble Pretrial Assessment Plat	10/01/2022	09/30/2023	715016	MISCELLANEOUS	N	1	12,711	12,711	12,711
		Noble Assessment Platform for SRA and ODARA				NOBLE SOFTWARE GROUP	21199				
5481000	00	CSS Case Mgmt	10/01/2022	09/30/2023	BIDCON	MISCELLANEOUS	N	1	17,000	17,000	17,000
		Personal Bond Case Management Software				Bid and Contract Vendor	21051				
5481000	00	RMS Electronic Monitoring	10/01/2022	09/30/2023	BIDCON	MISCELLANEOUS	Y	1	45,000	45,000	45,000
		Electronic Monitoring for Personal Bond Clients				Bid and Contract Vendor	TBD				
Object: 5481000											
New Total:										45,000	45,000
Ongoing Total:										29,711	29,711
Object Total:										74,711	74,711
Division: 129300											
New Total:										45,000	45,000
Ongoing Total:										29,711	29,711
Division Total:										74,711	74,711

**Galveston County, Texas
Tentative Budget
Fiscal Year 2023 Contracts**

Object	Pri	Description/Comments	Begin Date	End Date	Vendor	Contract Type	New (Y/N) Contract #	Qty	Unit Cost	Requested Budget	Tentative Budget
1101 Fund		General Fund									
1294 Department: Magistrates 129400 Division: Magistrates											
5481000	00	City of Hitchcock Magistrates	10/01/2022	09/30/2023	BIDCON PROFESSIONAL SERVICES		N	1	254,000	254,000	254,000
		Payment for the Magistrate Judges			Bid and Contract Vendor		TBD				
Object: 5481000											
New Total:										0	0
Ongoing Total:										254,000	254,000
Object Total:										254,000	254,000
Division: 129400											
New Total:										0	0
Ongoing Total:										254,000	254,000
Division Total:										254,000	254,000

**Galveston County, Texas
Tentative Budget
Fiscal Year 2023 Contracts**

Object	Pri	Description/Comments	Begin Date	End Date	Vendor	Contract Type	New (Y/N) Contract #	Qty	Unit Cost	Requested Budget	Tentative Budget
1101 Fund		General Fund									
1513 Department: County Auditor 151300 Division: County Auditor											
5414200		Audit Services	10/01/2022	09/30/2023	BIDCON PROFESSIONAL SERVICES		N	1	16,000	12,000	16,000
					Bid and Contract Vendor		TBD				
										Object: 5414200	
										New Total:	0
										Ongoing Total:	12,000
										Object Total:	12,000
											16,000
5419301		Software Licensing and Maint	10/01/2022	09/30/2023	BIDCON PROFESSIONAL SERVICES		N	1	4,500	4,000	4,500
		Amount taken from FY22 Amended Budget.			Bid and Contract Vendor		TBD				
										Object: 5419301	
										New Total:	0
										Ongoing Total:	4,000
										Object Total:	4,000
										Division: 151300	
										New Total:	0
										Ongoing Total:	16,000
										Division Total:	16,000
											20,500

**Galveston County, Texas
Tentative Budget
Fiscal Year 2023 Contracts**

Object	Pri	Description/Comments	Begin Date	End Date	Vendor	Contract Type	New (Y/N) Contract #	Qty	Unit Cost	Requested Budget	Tentative Budget	
1101 Fund		General Fund										
1514 Department: Dir of Finance/Admin/Budget Of 151400 Division: Professional Services												
5481000		Other Contract Services	10/01/2022	09/30/2023	BIDCON PROFESSIONAL SERVICES		N	1	20,000	20,000	20,000	
					Bid and Contract Vendor		TBD					
										Object: 5481000		
										New Total:	0	0
										Ongoing Total:	20,000	20,000
										Object Total:	20,000	20,000
										Division: 151400		
										New Total:	0	0
										Ongoing Total:	20,000	20,000
										Division Total:	20,000	20,000

**Galveston County, Texas
Tentative Budget
Fiscal Year 2023 Contracts**

Object	Pri	Description/Comments	Begin Date	End Date	Vendor	Contract Type	New (Y/N) Contract #	Qty	Unit Cost	Requested Budget	Tentative Budget
1101 Fund		General Fund									
1515 Department: County Tax Assessor Collector 151500 Division: Tax Assessor/Collector Admin											
5423000	00	Scanner Maintenance Agreements	10/01/2022	09/30/2023	710840	MISCELLANEOUS	N	2	425	850	850
		Two Technique Data Systems Canon CR190i Scanners + One CR 190iIII Scanner Maintenance Agreements			TECHNIQUE DATA SYSTEMS		2480				
Object: 5423000											
New Total:										0	0
Ongoing Total:										850	850
Object Total:										850	850
5481000	0	Lockbox Maintnace	10/01/2022	09/30/2023	710840	PROFESSIONAL SERVICES	N	1	3,500	3,500	3,500
		Technique Data Systems Annual Software Licenses (remittance software, CAR/LAR recognition, electronic deposit, multi-user license fee)			TECHNIQUE DATA SYSTEMS		2485				
5481000	0	Statements & Delinquent Notice	10/01/2022	09/30/2023	BIDCON	PROFESSIONAL SERVICES	N	1	32,500	32,500	32,500
		Tax Statement printing & mailing Contract			Bid and Contract Vendor		TBD				
5481000	0	PO Box Rental	10/01/2022	09/30/2023	BIDCON	PROFESSIONAL SERVICES	N	1	400	400	400
		Annual PO Box Fee			Bid and Contract Vendor		TBD				

**Galveston County, Texas
Tentative Budget
Fiscal Year 2023 Contracts**

Object	Pri	Description/Comments	Begin Date	End Date	Vendor	Contract Type	New (Y/N) Contract #	Qty	Unit Cost	Requested Budget	Tentative Budget
--------	-----	----------------------	------------	----------	--------	---------------	-------------------------	-----	--------------	---------------------	---------------------

1101 Fund General Fund

1515 Department: County Tax Assessor Collector
151500 Division: Tax Assessor/Collector Admin

Object: 5481000		
New Total:	0	0
Ongoing Total:	36,400	36,400
Object Total:	36,400	36,400
Division: 151500		
New Total:	0	0
Ongoing Total:	37,250	37,250
Division Total:	37,250	37,250

**Galveston County, Texas
Tentative Budget
Fiscal Year 2023 Contracts**

Object	Pri	Description/Comments	Begin Date	End Date	Vendor	Contract Type	New (Y/N) Contract #	Qty	Unit Cost	Requested Budget	Tentative Budget
1101 Fund		General Fund									
1516 Department: County Treasurer 151600 Division: County Treasurer											
5481000	00	Banking Contract Fees	10/01/2022	09/30/2023	BIDCON	MISCELLANEOUS	N	1	10,000	10,000	10,000
		Monthly and quarterly banking fees, various specialized printing equipment maintenance contracts, unique check folding machine service contract, currency machine contract			Bid and Contract Vendor		TBD				
Object: 5481000											
New Total:										0	0
Ongoing Total:										10,000	10,000
Object Total:										10,000	10,000
Division: 151600											
New Total:										0	0
Ongoing Total:										10,000	10,000
Division Total:										10,000	10,000

**Galveston County, Texas
Tentative Budget
Fiscal Year 2023 Contracts**

Object	Pri	Description/Comments	Begin Date	End Date	Vendor	Contract Type	New (Y/N) Contract #	Qty	Unit Cost	Requested Budget	Tentative Budget
1101 Fund		General Fund									
1518 Department: Purchasing Department 151800 Division: Purchasing											
5419301	00	Software Licensing	10/01/2022	09/30/2023	721545	SOFTWARE	N	1	14,800	16,000	14,800
		Bonfire Strategic Sourcing Platform - 5 Seats			BONFIRE INTERACTIVE LTD.		CM20224				
Object: 5419301											
New Total:										0	0
Ongoing Total:										16,000	14,800
Object Total:										16,000	14,800
5481000	00	Other Contract Srvs-Fraud Prev	10/01/2022	09/30/2023	720906	MISCELLANEOUS	N	1	8,000	8,000	8,000
		Fraud Prevention			GIACT SYSTEMS LLC		CM19204				
Object: 5481000											
New Total:										0	0
Ongoing Total:										8,000	8,000
Object Total:										8,000	8,000
Division: 151800											
New Total:										0	0
Ongoing Total:										24,000	22,800
Division Total:										24,000	22,800

**Galveston County, Texas
Tentative Budget
Fiscal Year 2023 Contracts**

Object	Pri	Description/Comments	Begin Date	End Date	Vendor	Contract Type	New (Y/N) Contract #	Qty	Unit Cost	Requested Budget	Tentative Budget
1101 Fund		General Fund									
1519 Department: Grant Administration 151900 Division: Grant Administration											
5481000	1	Technical Grant Writing	05/02/2022	05/01/2023	BIDCON PROFESSIONAL SERVICES		Y	1	240,000	240,000	240,000
		Current FY 2022 contract with IEM to develop technical grant applications under Hazard Mitigation grant programs. Bid #222013			Bid and Contract Vendor		TBD				
5481000	1	Grant Writing and Admin	03/08/2022	03/07/2024	BIDCON PROFESSIONAL SERVICES		Y	1	100,000	100,000	100,000
		Carry-over contract with GrantWorks to develop Harvey Hazard Mitigation applications and administer grants for elevations and buyouts as well as other projects.			Bid and Contract Vendor		TBD				
Object: 5481000											
New Total:										340,000	340,000
Ongoing Total:										0	0
Object Total:										340,000	340,000
Division: 151900											
New Total:										340,000	340,000
Ongoing Total:										0	0
Division Total:										340,000	340,000

**Galveston County, Texas
Tentative Budget
Fiscal Year 2023 Contracts**

Object	Pri	Description/Comments	Begin Date	End Date	Vendor	Contract Type	New (Y/N) Contract #	Qty	Unit Cost	Requested Budget	Tentative Budget	
1101 Fund		General Fund										
1530 Department: Legal Department 153000 Division: Legal Department												
5413000		Contract Legal Services	10/01/2022	09/30/2023	BIDCON PROFESSIONAL SERVICES		N	1	1,000,000	1,650,000	1,000,000	
					Bid and Contract Vendor		TBD					
										Object: 5413000		
										New Total:	0	0
										Ongoing Total:	1,650,000	1,000,000
										Object Total:	1,650,000	1,000,000
										Division: 153000		
										New Total:	0	0
										Ongoing Total:	1,650,000	1,000,000
										Division Total:	1,650,000	1,000,000

**Galveston County, Texas
Tentative Budget
Fiscal Year 2023 Contracts**

Object	Pri	Description/Comments	Begin Date	End Date	Vendor	Contract Type	New (Y/N) Contract #	Qty	Unit Cost	Requested Budget	Tentative Budget	
1101 Fund		General Fund										
1550 Department: Human Resources 155000 Division: Human Resources												
5419301	1	OPAC Testing	10/01/2021	09/30/2022	BIDCON SOFTWARE		Y	1	3,500	3,500	3,500	
		OPAC Testing for Applicants			Bid and Contract Vendor		TBD					
5419301	2	NeoGov	10/01/2021	09/30/2022	BIDCON SOFTWARE		Y	1	80,500	80,500	80,500	
		NeoGov (Government Jobs, Insight and Onboard) NeoGov (Performance Management)			Bid and Contract Vendor		TBD					
										Object: 5419301		
										New Total:	84,000	84,000
										Ongoing Total:	0	0
										Object Total:	84,000	84,000
5481000		Other Contract Services	10/01/2022	09/30/2023	BIDCON MISCELLANEOUS		Y	1	195,000	195,000	195,000	
					Bid and Contract Vendor							
										Object: 5481000		
										New Total:	195,000	195,000
										Ongoing Total:	0	0
										Object Total:	195,000	195,000

**Galveston County, Texas
Tentative Budget
Fiscal Year 2023 Contracts**

Object	Pri	Description/Comments	Begin Date	End Date	Vendor	Contract Type	New (Y/N) Contract # Qty	Unit Cost	Requested Budget	Tentative Budget
---------------	------------	-----------------------------	-------------------	-----------------	---------------	----------------------	-------------------------------------	----------------------	-----------------------------	-----------------------------

1101 Fund General Fund

1550 Department: Human Resources
155000 Division: Human Resources

Division: 155000		
New Total:	279,000	279,000
Ongoing Total:	0	0
Division Total:	279,000	279,000

**Galveston County, Texas
Tentative Budget
Fiscal Year 2023 Contracts**

Object	Pri	Description/Comments	Begin Date	End Date	Vendor	Contract Type	New (Y/N) Contract #	Qty	Unit Cost	Requested Budget	Tentative Budget
1101 Fund		General Fund									
1591 Department: Information Technology 159100 Division: Information Technology											
5419301	01	Odyssey Maintenance (Enotice)	10/01/2022	09/30/2023	BIDCON SOFTWARE		N	1	345,000	345,000	345,000
					Bid and Contract Vendor		TBD				
5419301	01	OSSI Maintenance	10/01/2022	09/30/2023	BIDCON SOFTWARE		N	1	255,000	255,000	255,000
					Bid and Contract Vendor		TBD				
5419301	01	Netmotion	10/01/2022	09/30/2023	BIDCON SOFTWARE		N	1	36,000	36,000	36,000
					Bid and Contract Vendor		TBD				
5419301	01	Cognos & Cobal Maintenance	10/01/2022	09/30/2023	BIDCON SOFTWARE		N	1	23,000	23,000	23,000
					Bid and Contract Vendor		TBD				
5419301	01	Reportal	10/01/2022	09/30/2023	BIDCON SOFTWARE		N	1	700	700	700
					Bid and Contract Vendor		TBD				
5419301	01	OneSolution Maintenance	10/01/2022	09/30/2023	BIDCON SOFTWARE		N	1	157,000	157,000	157,000
					Bid and Contract Vendor		TBD				
5419301	01	Granicus Website	10/01/2022	09/30/2023	BIDCON SOFTWARE		N	1	25,000	25,000	25,000
					Bid and Contract Vendor		TBD				

**Galveston County, Texas
Tentative Budget
Fiscal Year 2023 Contracts**

Object	Pri	Description/Comments	Begin Date	End Date	Vendor	Contract Type	New (Y/N) Contract #	Qty	Unit Cost	Requested Budget	Tentative Budget
1101 Fund		General Fund									
1591 Department: Information Technology 159100 Division: Information Technology											
5419301	01	Archive Social	10/01/2022	09/30/2023	BIDCON SOFTWARE		N	1	8,500	8,500	8,500
					Bid and Contract Vendor		TBD				
5419301	01	DocuSign Subscription	10/01/2022	09/30/2023	BIDCON SOFTWARE		N	1	6,000	6,000	6,000
					Bid and Contract Vendor		TBD				
5419301	01	OnBase Maint API & Encrypt	10/01/2022	09/30/2023	BIDCON SOFTWARE		N	1	135,000	135,000	135,000
					Bid and Contract Vendor		TBD				
5419301	01	Printech Maintenance	10/01/2022	09/30/2023	BIDCON SOFTWARE		N	1	2,500	2,500	2,500
					Bid and Contract Vendor		TBD				
5419301	01	OneSolution RSP	10/01/2022	09/30/2023	BIDCON SOFTWARE		N	1	149,000	149,000	149,000
					Bid and Contract Vendor		TBD				
5419301	01	Enterprise Adobe Subscription	10/01/2022	09/30/2023	BIDCON SOFTWARE		Y	1	50,000	50,000	50,000
					Bid and Contract Vendor		TBD				
5419301	01	Hyland Premium Subscription	10/01/2022	09/30/2023	BIDCON SOFTWARE		N	1	9,000	9,000	9,000
					Bid and Contract Vendor		TBD				

**Galveston County, Texas
Tentative Budget
Fiscal Year 2023 Contracts**

Object	Pri	Description/Comments	Begin Date	End Date	Vendor	Contract Type	New (Y/N) Contract #	Qty	Unit Cost	Requested Budget	Tentative Budget
1101 Fund		General Fund									
1591 Department: Information Technology 159100 Division: Information Technology											
5419301	01	TimeClock Plus	10/01/2022	09/30/2023	BIDCON SOFTWARE		N	1	24,000	24,000	24,000
					Bid and Contract Vendor		TBD				
5419301	01	eNotices/eNotify	10/01/2022	09/30/2023	BIDCON SOFTWARE		N	1	20,000	20,000	20,000
					Bid and Contract Vendor		TBD				
5419301	01	VDI Subscription Support	10/01/2022	09/30/2023	BIDCON SOFTWARE		Y	1	30,000	30,000	30,000
					Bid and Contract Vendor		TBD				
5419301	01	AdTempus license maintenance	10/01/2022	09/30/2023	BIDCON SOFTWARE		N	1	200	200	200
					Bid and Contract Vendor		TBD				
5419301	01	Gang and Intelligence	10/01/2022	09/30/2023	BIDCON SOFTWARE		Y	1	3,400	3,400	3,400
					Bid and Contract Vendor		TBD				
5419301	01	Jury Wheel	10/01/2022	09/30/2023	BIDCON SOFTWARE		N	1	5,000	5,000	5,000
					Bid and Contract Vendor		TBD				
5419301	01	iJuror	10/01/2022	09/30/2023	BIDCON SOFTWARE		N	1	17,000	17,000	17,000
					Bid and Contract Vendor		TBD				

**Galveston County, Texas
Tentative Budget
Fiscal Year 2023 Contracts**

Object	Pri	Description/Comments	Begin Date	End Date	Vendor	Contract Type	New (Y/N) Contract #	Qty	Unit Cost	Requested Budget	Tentative Budget
1101 Fund		General Fund									
1591 Department: Information Technology 159100 Division: Information Technology											
5419301	01	Migrate OSSI servers to 2016	10/01/2022	09/30/2023	BIDCON SOFTWARE		Y	1	18,000	18,000	18,000
					Bid and Contract Vendor		TBD				
5419301	01	Artic Wolf & KnowBe4 yr 4 of 5	10/01/2022	09/30/2023	BIDCON SOFTWARE		N	1	163,000	163,000	163,000
					Bid and Contract Vendor		TBD				
5419301	01	OneSolution FTO for SO	10/01/2022	09/30/2023	BIDCON SOFTWARE		N	1	4,800	4,800	4,800
					Bid and Contract Vendor		TBD				
5419301	01	Avtech (Room Alert) Maint.	10/01/2022	09/30/2023	BIDCON SOFTWARE		N	1	600	600	600
					Bid and Contract Vendor		TBD				
5419301	01	Kiwi SysLog Server Software	10/01/2022	09/30/2023	BIDCON SOFTWARE		N	1	650	650	650
					Bid and Contract Vendor		TBD				
5419301	01	Solarwinds Maintenance	10/01/2022	09/30/2023	BIDCON SOFTWARE		N	1	27,000	27,000	27,000
					Bid and Contract Vendor		TBD				
5419301	01	ServiceDesk Plus	10/01/2022	09/30/2023	BIDCON SOFTWARE		N	1	32,000	32,000	32,000
					Bid and Contract Vendor		TBD				

**Galveston County, Texas
Tentative Budget
Fiscal Year 2023 Contracts**

Object	Pri	Description/Comments	Begin Date	End Date	Vendor	Contract Type	New (Y/N) Contract #	Qty	Unit Cost	Requested Budget	Tentative Budget
1101 Fund		General Fund									
1591 Department: Information Technology 159100 Division: Information Technology											
5419301	01	Powershell Studio	10/01/2022	09/30/2023	BIDCON SOFTWARE		N	1	400	400	400
					Bid and Contract Vendor		TBD				
5419301	01	Vumber	10/01/2022	09/30/2023	BIDCON SOFTWARE		N	1	450	450	450
					Bid and Contract Vendor		TBD				
5419301	01	Microsoft Unified Support	10/01/2022	09/30/2023	BIDCON SOFTWARE		N	1	55,000	55,000	55,000
					Bid and Contract Vendor		TBD				
5419301	01	Secure CRT Client	10/01/2022	09/30/2023	BIDCON SOFTWARE		N	1	1,000	1,000	1,000
					Bid and Contract Vendor		TBD				
5419301	01	Varonis Software Maintenance	10/01/2022	09/30/2023	BIDCON SOFTWARE		N	1	172,000	172,000	172,000
					Bid and Contract Vendor		TBD				
5419301	01	Portfolio Project Management	10/01/2022	09/30/2023	BIDCON SOFTWARE		Y	1	12,000	12,000	12,000
					Bid and Contract Vendor		TBD				
5419301	01	Microsoft EA Renewal Yr 1 of 3	10/01/2022	09/30/2023	BIDCON SOFTWARE		N	1	860,000	860,000	860,000
					Bid and Contract Vendor		TBD				

**Galveston County, Texas
Tentative Budget
Fiscal Year 2023 Contracts**

Object	Pri	Description/Comments	Begin Date	End Date	Vendor	Contract Type	New (Y/N) Contract #	Qty	Unit Cost	Requested Budget	Tentative Budget
1101 Fund		General Fund									
1591 Department: Information Technology 159100 Division: Information Technology											
5419301	01	Domain Registration	10/01/2022	09/30/2023	BIDCON SOFTWARE		N	1	500	500	500
					Bid and Contract Vendor		TBD				
5419301	01	TreeSize	10/01/2022	09/30/2023	BIDCON SOFTWARE		N	1	200	200	200
					Bid and Contract Vendor		TBD				
5419301	01	Barracuda Software	10/01/2022	09/30/2023	BIDCON SOFTWARE		N	1	9,000	9,000	9,000
					Bid and Contract Vendor		TBD				
5419301	01	LastPass Password Maintenance	10/01/2022	09/30/2023	BIDCON SOFTWARE		N	1	4,000	4,000	4,000
					Bid and Contract Vendor		TBD				
5419301	01	VMWare Support	10/01/2022	09/30/2023	BIDCON SOFTWARE		N	1	88,000	88,000	88,000
					Bid and Contract Vendor		TBD				
5419301	01	Digital Certificates	10/01/2022	09/30/2023	BIDCON SOFTWARE		N	1	3,500	3,500	3,500
					Bid and Contract Vendor		TBD				
5419301	01	NetScout nGenious with VaaS	10/01/2022	09/30/2023	BIDCON SOFTWARE		N	1	65,000	65,000	65,000
					Bid and Contract Vendor		TBD				

**Galveston County, Texas
Tentative Budget
Fiscal Year 2023 Contracts**

Object	Pri	Description/Comments	Begin Date	End Date	Vendor	Contract Type	New (Y/N) Contract #	Qty	Unit Cost	Requested Budget	Tentative Budget
1101 Fund		General Fund									
1591 Department: Information Technology 159100 Division: Information Technology											
5419301	01	Agenda Management Maintenance	10/01/2022	09/30/2023	BIDCON SOFTWARE		Y	1	95,000	95,000	95,000
					Bid and Contract Vendor		TBD				
5419301	01	Cisco Security DUO MFA Yr 5of5	10/01/2022	09/30/2023	BIDCON SOFTWARE		N	1	11,000	11,000	11,000
					Bid and Contract Vendor		TBD				
5419301	01	Cisco Flex & Contact Yr 3 of 5	10/01/2022	09/30/2023	BIDCON SOFTWARE		Y	1	134,000	134,000	134,000
					Bid and Contract Vendor		TBD				
5419301	01	RightFax	10/01/2022	09/30/2023	BIDCON SOFTWARE		N	1	13,000	13,000	13,000
					Bid and Contract Vendor		TBD				
Object: 5419301											
New Total:										342,400	342,400
Ongoing Total:										2,729,000	2,729,000
Object Total:										3,071,400	3,071,400
5423000	01	EMC Unity Maintenance	10/01/2022	09/30/2023	BIDCON HARDWARE		N	1	50,000	50,000	50,000
					Bid and Contract Vendor		TBD				

**Galveston County, Texas
Tentative Budget
Fiscal Year 2023 Contracts**

Object	Pri	Description/Comments	Begin Date	End Date	Vendor	Contract Type	New (Y/N) Contract #	Qty	Unit Cost	Requested Budget	Tentative Budget
1101 Fund		General Fund									
1591 Department: Information Technology 159100 Division: Information Technology											
5423000	01	Printer repairs	10/01/2022	09/30/2023	BIDCON HARDWARE		N	1	25,000	25,000	25,000
					Bid and Contract Vendor		TBD				
5423000	01	Cisco SmartNet Maint co to Nov	10/01/2022	09/30/2023	BIDCON HARDWARE		N	1	178,000	178,000	178,000
					Bid and Contract Vendor		TBD				
5423000	01	Building Security Lenel	10/01/2022	09/30/2023	BIDCON HARDWARE		N	1	8,000	8,000	8,000
					Bid and Contract Vendor		TBD				
5423000	01	Dell Compellent Maintenance	10/01/2022	09/30/2023	BIDCON HARDWARE		N	1	4,000	4,000	4,000
					Bid and Contract Vendor		TBD				
5423000	01	Pitney Bowes	10/01/2022	09/30/2023	BIDCON HARDWARE		Y	1	5,000	5,000	5,000
					Bid and Contract Vendor		TBD				
5423000	01	Blade/Server Maintenance	10/01/2022	09/30/2023	BIDCON HARDWARE		N	1	60,000	60,000	60,000
					Bid and Contract Vendor		TBD				
5423000	01	Barracuda Products	10/01/2022	09/30/2023	BIDCON HARDWARE		N	1	8,000	8,000	8,000
					Bid and Contract Vendor		TBD				

**Galveston County, Texas
Tentative Budget
Fiscal Year 2023 Contracts**

Object	Pri	Description/Comments	Begin Date	End Date	Vendor	Contract Type	New (Y/N) Contract #	Qty	Unit Cost	Requested Budget	Tentative Budget
1101 Fund		General Fund									
1591 Department: Information Technology 159100 Division: Information Technology											
5423000	01	Fiber Switch Maintenance	10/01/2022	09/30/2023	BIDCON HARDWARE		N	1	2,000	2,000	2,000
					Bid and Contract Vendor		TBD				
5423000	01	Data Domain Maintenance	10/01/2022	09/30/2023	BIDCON HARDWARE		N	1	185,000	185,000	185,000
					Bid and Contract Vendor		TBD				
Object: 5423000											
New Total:										5,000	5,000
Ongoing Total:										520,000	520,000
Object Total:										525,000	525,000
5426100	01	Konica Minolta	10/01/2022	09/30/2023	BIDCON LEASE AGREEMENT		N	1	489,000	489,000	489,000
					Bid and Contract Vendor		TBD				
Object: 5426100											
New Total:										0	0
Ongoing Total:										489,000	489,000
Object Total:										489,000	489,000
5481000		Konica Minolta	10/01/2022	09/30/2023	BIDCON PROFESSIONAL SERVICES		Y	1	730,000	730,000	0
					Bid and Contract Vendor		TBD				

**Galveston County, Texas
Tentative Budget
Fiscal Year 2023 Contracts**

Object	Pri	Description/Comments	Begin Date	End Date	Vendor	Contract Type	New (Y/N) Contract #	Qty	Unit Cost	Requested Budget	Tentative Budget
1101 Fund		General Fund									
1591 Department: Information Technology 159100 Division: Information Technology											
5481000	01	UPS Shipping	10/01/2022	09/30/2023	BIDCON PROFESSIONAL SERVICES		N	1	2,500	2,500	2,500
					Bid and Contract Vendor		TBD				
5481000	01	OnBase On-Prem Upgrade	10/01/2022	09/30/2023	BIDCON PROFESSIONAL SERVICES		N	1	19,000	19,000	19,000
					Bid and Contract Vendor		TBD				
5481000	01	OSSI Professional Services	10/01/2022	09/30/2023	BIDCON PROFESSIONAL SERVICES		N	1	10,000	10,000	10,000
					Bid and Contract Vendor		TBD				
5481000	01	Network Consulting Services	10/01/2022	09/30/2023	BIDCON PROFESSIONAL SERVICES		Y	1	40,000	40,000	40,000
					Bid and Contract Vendor		TBD				
5481000	01	Odyssey Professional Services	10/01/2022	09/30/2023	BIDCON PROFESSIONAL SERVICES		N	1	1,500	1,500	1,500
					Bid and Contract Vendor		TBD				
5481000	01	Techshare Cloud Hosting Fee	10/01/2022	09/30/2023	BIDCON PROFESSIONAL SERVICES		N	1	28,728	28,728	28,728
					Bid and Contract Vendor		TBD				
5481000	01	Consolidate Co. Badge System	10/01/2022	09/30/2023	BIDCON PROFESSIONAL SERVICES		Y	1	20,000	20,000	20,000
					Bid and Contract Vendor		TBD				

**Galveston County, Texas
Tentative Budget
Fiscal Year 2023 Contracts**

Object	Pri	Description/Comments	Begin Date	End Date	Vendor	Contract Type	New (Y/N) Contract #	Qty	Unit Cost	Requested Budget	Tentative Budget
1101 Fund		General Fund									
1591 Department: Information Technology 159100 Division: Information Technology											
5481000	01	LiveStream	10/01/2022	09/30/2023	BIDCON PROFESSIONAL SERVICES		N	1	14,000	14,000	14,000
					Bid and Contract Vendor		TBD				
5481000	01	TCP to Cloud	10/01/2022	09/30/2023	BIDCON PROFESSIONAL SERVICES		Y	1	27,000	27,000	27,000
					Bid and Contract Vendor		TBD				
5481000	01	Network Drops	10/01/2022	09/30/2023	BIDCON PROFESSIONAL SERVICES		N	1	50,000	50,000	50,000
					Bid and Contract Vendor		TBD				
5481000	01	OnBase Professional Services	10/01/2022	09/30/2023	BIDCON PROFESSIONAL SERVICES		N	1	5,000	5,000	5,000
					Bid and Contract Vendor		TBD				
5481000	01	Vumber	10/01/2022	09/30/2023	BIDCON PROFESSIONAL SERVICES		N	1	450	450	450
					Bid and Contract Vendor		TBD				
5481000	01	Other Contract Services	10/01/2022	09/30/2023	BIDCON PROFESSIONAL SERVICES		Y	1	50,000	50,000	50,000
					Bid and Contract Vendor		TBD				
5481000	01	Network Services	10/01/2022	09/30/2023	BIDCON PROFESSIONAL SERVICES		Y	1	10,000	10,000	10,000
					Bid and Contract Vendor		TBD				

**Galveston County, Texas
Tentative Budget
Fiscal Year 2023 Contracts**

Object	Pri	Description/Comments	Begin Date	End Date	Vendor	Contract Type	New (Y/N) Contract #	Qty	Unit Cost	Requested Budget	Tentative Budget	
1101 Fund		General Fund										
1591 Department: Information Technology 159100 Division: Information Technology												
5481000	01	Network Services	10/01/2022	09/30/2023	BIDCON PROFESSIONAL SERVICES		Y	1	1,500,000	1,500,000	0	
					Bid and Contract Vendor		TBD					
										Object: 5481000		
										New Total:	2,377,000	147,000
										Ongoing Total:	131,178	131,178
										Object Total:	2,508,178	278,178
5744000	01	Conference Room Expansion	10/01/2022	09/30/2023	BIDCON MISCELLANEOUS		Y	1	10,000	10,000	10,000	
					Bid and Contract Vendor		TBD					
5744000	01	Secure swipe installs for CJIS	10/01/2022	09/30/2023	BIDCON MISCELLANEOUS		Y	1	20,000	20,000	20,000	
					Bid and Contract Vendor		TBD					
										Object: 5744000		
										New Total:	30,000	30,000
										Ongoing Total:	0	0
										Object Total:	30,000	30,000
5746000	01	Secure swipe installs for CJIS	10/01/2022	09/30/2023	BIDCON SOFTWARE		Y	1	3,000,000	3,000,000	0	
					Bid and Contract Vendor							

**Galveston County, Texas
Tentative Budget
Fiscal Year 2023 Contracts**

Object	Pri	Description/Comments	Begin Date	End Date	Vendor	Contract Type	New (Y/N) Contract #	Qty	Unit Cost	Requested Budget	Tentative Budget
--------	-----	----------------------	------------	----------	--------	---------------	-------------------------	-----	--------------	---------------------	---------------------

1101 Fund General Fund

1591 Department: Information Technology
159100 Division: Information Technology

Object: 5746000		
New Total:	3,000,000	0
Ongoing Total:	0	0
Object Total:	3,000,000	0
Division: 159100		
New Total:	5,754,400	524,400
Ongoing Total:	3,869,178	3,869,178
Division Total:	9,623,578	4,393,578

**Galveston County, Texas
Tentative Budget
Fiscal Year 2023 Contracts**

Object	Pri	Description/Comments	Begin Date	End Date	Vendor	Contract Type	New (Y/N) Contract #	Qty	Unit Cost	Requested Budget	Tentative Budget
1101 Fund		General Fund									
1701 Department: Facilities Services 170100 Division: Facilities Srvs & Maintenance											
5412094	00	Premise Health Clinic Services	10/01/2022	09/30/2023	BIDCON	MISCELLANEOUS	N	1	32,000	32,000	32,000
		Maintenance, Waste Pick up, Janitorial, Alarms for Employee Clinic			Bid and Contract Vendor		TBD				
Object: 5412094											
New Total:										0	0
Ongoing Total:										32,000	32,000
Object Total:										32,000	32,000
5423000	00	Generator Services	10/01/2022	09/30/2023	BIDCON	MISCELLANEOUS	N	1	26,000	26,000	26,000
					Bid and Contract Vendor		TBD				
5423000	00	Elevator Service	10/01/2022	09/30/2023	719809	MISCELLANEOUS	N	1	60,000	60,000	60,000
					OTIS ELEVATOR		TBD				
5423000	00	HVAC Services	10/01/2022	09/30/2023	BIDCON	MISCELLANEOUS	N	1	118,200	408,400	118,200
		Service 6 Chillers and 2 Cooling Towers			Bid and Contract Vendor		TBD				
Object: 5423000											
New Total:										0	0
Ongoing Total:										494,400	204,200
Object Total:										494,400	204,200

**Galveston County, Texas
Tentative Budget
Fiscal Year 2023 Contracts**

Object	Pri	Description/Comments	Begin Date	End Date	Vendor	Contract Type	New (Y/N) Contract #	Qty	Unit Cost	Requested Budget	Tentative Budget
1101 Fund		General Fund									
1701 Department: Facilities Services 170100 Division: Facilities Srvs & Maintenance											
5424000	00	Grease Trap Cleaning	10/01/2022	09/30/2023	721818	MISCELLANEOUS	N	1	17,300	17,300	17,300
		Grease Trap Cleaning at Jail, Fire Station 5, & Juvenile Detention				WASTEWATER TRANSPORT	TBD				
Object: 5424000											
New Total:										0	0
Ongoing Total:										17,300	17,300
Object Total:										17,300	17,300
5481000	00	Dumpsters - BFI	10/01/2022	09/30/2023	700686	MISCELLANEOUS	N	1	60,000	250,000	60,000
						BFI WASTE SERVICES OF TX	TBD				
5481000	00	Dumpsters - Waste Mgmt	10/01/2022	09/30/2023	402963	MISCELLANEOUS	N	1	78,000	275,000	78,000
		Waste Compactor at County Jail.				WASTE MANAGEMENT OF	TBD				
5481000	00	Dumpsters - Pen Sani	10/01/2022	09/30/2023	705136	MISCELLANEOUS	N	1	2,500	2,500	2,500
		Dumpsters at Crystal Beach Facilities				PENINSULA SANITATION	TBD				
5481000	00	Landscaping	10/01/2022	09/30/2023	710415	MISCELLANEOUS	N	1	125,000	125,000	125,000
		Ground Maintenance for County				KLEEN KUT LANDSCAPE	TBD				

**Galveston County, Texas
Tentative Budget
Fiscal Year 2023 Contracts**

Object	Pri	Description/Comments	Begin Date	End Date	Vendor	Contract Type	New (Y/N) Contract #	Qty	Unit Cost	Requested Budget	Tentative Budget
1101 Fund		General Fund									
1701 Department: Facilities Services 170100 Division: Facilities Srvs & Maintenance											
5481000	00	Fire And Burglar Alarms	10/01/2022	09/30/2023	013524	MISCELLANEOUS	N	1	52,000	52,000	52,000
						ALERT ALARM BURG AND	TBD				
5481000	00	Fire And Equipment Inspections	10/01/2022	09/30/2023	011031	MISCELLANEOUS	N	1	20,000	20,000	20,000
						ISLAND FIRE & SAFETY	TBD				
5481000	00	Janitorial Services	10/01/2022	09/30/2023	713428	MISCELLANEOUS	N	1	708,000	708,000	708,000
						ABM JANITORIAL SERVICES -	TBD				
5481000	00	UPS Maintenance	10/01/2022	09/30/2023	BIDCON	HARDWARE	N	1	25,000	25,000	25,000
		Uninterruptible Power Source (UPS) Contract				Bid and Contract Vendor	TBD				
5481000	00	Other Contract Svcs	10/01/2022	09/30/2023	BIDCON	MISCELLANEOUS	N	1	116,043	120,000	116,043
						Bid and Contract Vendor	TBD				
Object: 5481000											
New Total:										0	0
Ongoing Total:										1,577,500	1,186,543
Object Total:										1,577,500	1,186,543

**Galveston County, Texas
Tentative Budget
Fiscal Year 2023 Contracts**

Object	Pri	Description/Comments	Begin Date	End Date	Vendor	Contract Type	New (Y/N) Contract # Qty	Unit Cost	Requested Budget	Tentative Budget
--------	-----	----------------------	------------	----------	--------	---------------	-----------------------------	--------------	---------------------	---------------------

1101 Fund General Fund

1701 Department: Facilities Services
170100 Division: Facilities Srvs & Maintenance

Division: 170100		
New Total:	0	0
Ongoing Total:	2,121,200	1,440,043
Division Total:	2,121,200	1,440,043

**Galveston County, Texas
Tentative Budget
Fiscal Year 2023 Contracts**

Object	Pri	Description/Comments	Begin Date	End Date	Vendor	Contract Type	New (Y/N) Contract #	Qty	Unit Cost	Requested Budget	Tentative Budget
1101 Fund		General Fund									
1701 Department: Facilities Services 170104 Division: ADA Compliance											
5481000	00	ADA Compliance	10/01/2021	09/30/2022	BIDCON	MISCELLANEOUS	N	1	50,000	50,000	50,000
					Bid and Contract Vendor		TBD				
										Object: 5481000	
										New Total:	0
										Ongoing Total:	50,000
										Object Total:	50,000
										Division: 170104	
										New Total:	0
										Ongoing Total:	50,000
										Division Total:	50,000

**Galveston County, Texas
Tentative Budget
Fiscal Year 2023 Contracts**

Object	Pri	Description/Comments	Begin Date	End Date	Vendor	Contract Type	New (Y/N) Contract #	Qty	Unit Cost	Requested Budget	Tentative Budget
1101 Fund		General Fund									
1721 Department: Fleet Management 172111 Division: Fleet Mgmt - Galveston											
5419301	00	FASTER BAR CODE	10/01/2021	09/30/2022	7089827	SOFTWARE	N	1	7,500	7,500	7,500
		Inventory add-on option for bar coding at new warehouse with increased inventory storage.					TBD				
5419301	00	MULTIFORCE	10/01/2021	09/30/2022	720041	SOFTWARE	N	1	4,500	4,500	4,500
		Annual renewal of fuel management solution software for fuel tracking and security.			MULTIFORCE SYSTEMS		TBD				
5419301	00	MITCHELL I	10/01/2021	09/30/2022	BIDCON	SOFTWARE	N	1	2,800	2,800	2,800
		Universal repair assistance software. Used in conjunction with the CLHD software.			Bid and Contract Vendor		TBD				
5419301	00	CLHD SYSTEM	10/01/2021	09/30/2022	BIDCON	SOFTWARE	N	1	6,800	6,800	6,800
		Universal carline and heavy duty equipment diagnostic software.			Bid and Contract Vendor		TBD				
5419301	00	ESP	10/01/2021	09/30/2022	720773	SOFTWARE	N	1	1,200	1,200	1,200
		Annual renewal of the county vehicle inspection station license.			GORDON-DARBY INC.		TBD				
5419301	00	FASTER	09/01/2022	08/31/2023	721770	PREV.	Y	1	41,500	41,500	41,500
		FY23 Annual renewal for vehicle and equipment maintenance/repair recording.			TT FASTER LLC		TBD				

**Galveston County, Texas
Tentative Budget
Fiscal Year 2023 Contracts**

Object	Pri	Description/Comments	Begin Date	End Date	Vendor	Contract Type	New (Y/N) Contract #	Qty	Unit Cost	Requested Budget	Tentative Budget
--------	-----	----------------------	------------	----------	--------	---------------	-------------------------	-----	--------------	---------------------	---------------------

1101 Fund General Fund

1721 Department: Fleet Management
172111 Division: Fleet Mgmt - Galveston

Object: 5419301		
New Total:	41,500	41,500
Ongoing Total:	22,800	22,800
Object Total:	64,300	64,300
Division: 172111		
New Total:	41,500	41,500
Ongoing Total:	22,800	22,800
Division Total:	64,300	64,300

**Galveston County, Texas
Tentative Budget
Fiscal Year 2023 Contracts**

Object	Pri	Description/Comments	Begin Date	End Date	Vendor	Contract Type	New (Y/N) Contract #	Qty	Unit Cost	Requested Budget	Tentative Budget
1101 Fund		General Fund									
1901 Department: County Engineer 190100 Division: County Engineer											
5310001	02	Desk Chairs	10/01/2022	09/30/2023	BIDCON	MISCELLANEOUS	Y	2	300	600	600
		Desk Chairs			Bid and Contract Vendor		TBD				
Object: 5310001											
New Total:										600	600
Ongoing Total:										0	0
Object Total:										600	600
5419301	01	AutoCad	10/01/2022	09/30/2023	BIDCON	SOFTWARE	N	1	1,900	1,900	1,900
					Bid and Contract Vendor		TBD				
5419301	01	ESRI	10/01/2022	09/30/2023	710007	SOFTWARE	N	1	5,000	5,000	5,000
					ENVIRONMENTAL SYSTEMS		TBD				
Object: 5419301											
New Total:										0	0
Ongoing Total:										6,900	6,900
Object Total:										6,900	6,900
5481000	01	Beach Nourishment Grant Match	10/01/2022	09/30/2023	BIDCON	GRANT AWARD	N	1	55,000	55,000	55,000
		Local match for beneficial use of dredged material			Bid and Contract Vendor		TBD				

**Galveston County, Texas
Tentative Budget
Fiscal Year 2023 Contracts**

Object	Pri	Description/Comments	Begin Date	End Date	Vendor	Contract Type	New (Y/N) Contract #	Qty	Unit Cost	Requested Budget	Tentative Budget
--------	-----	----------------------	------------	----------	--------	---------------	-------------------------	-----	--------------	---------------------	---------------------

1101 Fund General Fund

**1901 Department: County Engineer
190100 Division: County Engineer**

Object: 5481000		
New Total:	0	0
Ongoing Total:	55,000	55,000
Object Total:	55,000	55,000
Division: 190100		
New Total:	600	600
Ongoing Total:	61,900	61,900
Division Total:	62,500	62,500

**Galveston County, Texas
Tentative Budget
Fiscal Year 2023 Contracts**

Object	Pri	Description/Comments	Begin Date	End Date	Vendor	Contract Type	New (Y/N) Contract #	Qty	Unit Cost	Requested Budget	Tentative Budget	
1101 Fund		General Fund										
2111 Department: Sheriff's Dept 211101 Division: Administration Sheriff												
5426500	00	Enterprise Lease Vehicles	10/01/2022	09/30/2023	BIDCON LEASE AGREEMENT Bid and Contract Vendor		Y TBD	1	44,100	44,100	44,100	
										Object: 5426500		
										New Total:	44,100	44,100
										Ongoing Total:	0	0
										Object Total:	44,100	44,100
5481000	00	Housing Contract Outside County Inmate Housing Contract	10/01/2022	09/30/2023	BIDCON MISCELLANEOUS Bid and Contract Vendor		Y	1	75,100	75,100	75,100	
5481000	00	ACCURINT Upgrade current software	10/01/2022	09/30/2023	705457 SOFTWARE ACCURINT		Y	1	46,800	46,800	46,800	
5481000	00	LAQUE, JEANNE MARIE Drug Enforcement Analyst	10/01/2022	09/30/2023	717293 PROFESSIONAL SERVICES LAQUE, JEANNE MARIE		Y	1	56,650	56,650	56,650	
5481000	00	Interlocal Agreement Breath & Alcohol Test Supervisor	10/01/2022	09/30/2023	BIDCON INTERLOCAL AGREEMENT Bid and Contract Vendor		Y	1	10,200	10,200	10,200	

**Galveston County, Texas
Tentative Budget
Fiscal Year 2023 Contracts**

Object	Pri	Description/Comments	Begin Date	End Date	Vendor	Contract Type	New (Y/N) Contract #	Qty	Unit Cost	Requested Budget	Tentative Budget
--------	-----	----------------------	------------	----------	--------	---------------	-------------------------	-----	--------------	---------------------	---------------------

1101 Fund General Fund

<p>2111 Department: Sheriff's Dept 211101 Division: Administration Sheriff</p>

Object: 5481000		
New Total:	188,750	188,750
Ongoing Total:	0	0
Object Total:	188,750	188,750
Division: 211101		
New Total:	232,850	232,850
Ongoing Total:	0	0
Division Total:	232,850	232,850

**Galveston County, Texas
Tentative Budget
Fiscal Year 2023 Contracts**

Object	Pri	Description/Comments	Begin Date	End Date	Vendor	Contract Type	New (Y/N) Contract #	Qty	Unit Cost	Requested Budget	Tentative Budget
1101 Fund		General Fund									
2111		Department: Sheriff's Dept									
211121		Division: Criminal Investigation									
5481000	00	CovertTrack	10/01/2022	09/30/2023	BIDCON SOFTWARE		Y	1	6,510	6,510	6,510
		Tracking and Covert cameras			Bid and Contract Vendor						
5481000	00	Cellebrite	10/01/2022	09/30/2023	BIDCON PROFESSIONAL SERVICES		Y	1	6,800	6,800	6,800
		Cellphone analyzer			Bid and Contract Vendor						
5481000	00	Grayshift	10/01/2022	09/30/2023	BIDCON SOFTWARE		Y	1	16,677	16,677	16,677
		Cellphone software for Criminal Investigations.			Bid and Contract Vendor						
5481000	00	LEADS ONLINE	10/01/2022	09/30/2023	BIDCON PROFESSIONAL SERVICES		Y	1	11,653	11,653	11,653
		Total track investigations system.			Bid and Contract Vendor						
5481000	00	PenLink	10/01/2022	09/30/2023	BIDCON SOFTWARE		Y	1	4,827	4,827	4,827
		Software for cell phone forensics.			Bid and Contract Vendor						
5481000	00	Verizon	10/01/2022	09/30/2023	BIDCON PROFESSIONAL SERVICES		Y	1	1,500	1,500	1,500
		Service for pole cameras			Bid and Contract Vendor						
5481000	00	JDL Digital Systems, Inc.	10/01/2022	09/30/2023	BIDCON PROFESSIONAL SERVICES		Y	2	661	1,323	1,323
		Wireless service			Bid and Contract Vendor						

**Galveston County, Texas
Tentative Budget
Fiscal Year 2023 Contracts**

Object	Pri	Description/Comments	Begin Date	End Date	Vendor	Contract Type	New (Y/N) Contract #	Qty	Unit Cost	Requested Budget	Tentative Budget
--------	-----	----------------------	------------	----------	--------	---------------	-------------------------	-----	--------------	---------------------	---------------------

1101 Fund General Fund

2111 Department: Sheriff's Dept
211121 Division: Criminal Investigation

Object: 5481000		
New Total:	49,291	49,291
Ongoing Total:	0	0
Object Total:	49,291	49,291
Division: 211121		
New Total:	49,291	49,291
Ongoing Total:	0	0
Division Total:	49,291	49,291

**Galveston County, Texas
Tentative Budget
Fiscal Year 2023 Contracts**

Object	Pri	Description/Comments	Begin Date	End Date	Vendor	Contract Type	New (Y/N) Contract #	Qty	Unit Cost	Requested Budget	Tentative Budget
1101 Fund		General Fund									
2111 Department: Sheriff's Dept 211131 Division: Identification Division											
5419301	00	CBM Archives Fingerprints	10/01/2021	09/30/2022	BIDCON SOFTWARE		N	1	230	230	230
		Access to DPS fingerprints via web			Bid and Contract Vendor		TBD				
5419301	00	FARO 2D	10/01/2021	09/30/2022	BIDCON SOFTWARE		Y	5	266	1,330	1,330
		Maintenance and Licensing for crime scene diagraming software			Bid and Contract Vendor		TBD				
5419301	00	ArcGIS	10/01/2021	09/30/2022	BIDCON SOFTWARE		Y	2	100	200	200
		ArcGIS for Crime Analysis			Bid and Contract Vendor		TBD				
5419301	00	CRASH DATA RETRIEVAL SOFTWARE	10/01/2022	09/30/2023	BIDCON SOFTWARE		Y	1	1,500	1,500	1,500
					Bid and Contract Vendor		TBD				
Object: 5419301											
New Total:										3,030	3,030
Ongoing Total:										230	230
Object Total:										3,260	3,260
Division: 211131											
New Total:										3,030	3,030
Ongoing Total:										230	230
Division Total:										3,260	3,260

**Galveston County, Texas
Tentative Budget
Fiscal Year 2023 Contracts**

Object	Pri	Description/Comments	Begin Date	End Date	Vendor	Contract Type	New (Y/N) Contract #	Qty	Unit Cost	Requested Budget	Tentative Budget
1101 Fund		General Fund									
2111 Department: Sheriff's Dept 211133 Division: Corrections-Sheriff											
5412095	00	Jail Healthcare contract VitalCore Health	10/01/2023	09/30/2024	721661	PROFESSIONAL SERVICES	N	1	6,830,572	6,830,572	6,830,572
					VITALCORE HEALTH		CM20170				
Object: 5412095											
New Total:										0	0
Ongoing Total:										6,830,572	6,830,572
Object Total:										6,830,572	6,830,572
5412101	00	DRUG SCREEN PSYCHOLOGICAL EXAM Mandated drug screening and psychological examinations for prospective employees. Projected increase in cost of psychological exam inations	10/01/2023	09/30/2024	410635	MISCELLANEOUS	N	1	12,000	12,000	12,000
					RUSCELLI, VINCENT		TBD				
Object: 5412101											
New Total:										0	0
Ongoing Total:										12,000	12,000
Object Total:										12,000	12,000
5423000	00	MAINT & REPAIRS EQUIPMENT Funds for expenses related to repairs and parts for two way radios and repairs of other equipment not currently under warranty or contract	10/01/2023	09/30/2024	TBD	MISCELLANEOUS	N	1	20,000	20,000	20,000
							TBD				

**Galveston County, Texas
Tentative Budget
Fiscal Year 2023 Contracts**

Object	Pri	Description/Comments	Begin Date	End Date	Vendor	Contract Type	New (Y/N) Contract #	Qty	Unit Cost	Requested Budget	Tentative Budget	
1101 Fund		General Fund										
2111 Department: Sheriff's Dept 211133 Division: Corrections-Sheriff												
Object: 5423000												
New Total:										0	0	
Ongoing Total:										20,000	20,000	
Object Total:										20,000	20,000	
5481000	00	ADMIN FEE SCRAP GRANT	10/01/2023	09/30/2024	705175	PROFESSIONAL SERVICES	N	1	33,000	33,000	33,000	
							TBD					
							TBD					
5481000	00	OVERCROWDING DETENTION SERVICE	10/01/2023	09/30/2024	TBD	MISCELLANEOUS	N	1	159,000	300,000	159,000	
		Includes contracts with Walker, Fort Bend, Limestone and Jefferson										
							BIDCON					
5481000	00	FIRING RANGE RENTAL AGREEMENT	10/01/2023	09/30/2024	034785	MISCELLANEOUS	N	1	8,000	8,000	8,000	
		Includes expenses ,targets and range fees related to annual firearms qualifications requirements			COLLEGE OF THE MAINLAND		TBD					
Object: 5481000												
New Total:										0	0	
Ongoing Total:										341,000	200,000	
Object Total:										341,000	200,000	

**Galveston County, Texas
Tentative Budget
Fiscal Year 2023 Contracts**

Object	Pri	Description/Comments	Begin Date	End Date	Vendor	Contract Type	New (Y/N) Contract #	Qty	Unit Cost	Requested Budget	Tentative Budget
1101 Fund		General Fund									
2111 Department: Sheriff's Dept 211133 Division: Corrections-Sheriff											
5481199	00	JAIL FOOD SERVICE	10/01/2023	09/30/2024	715910	PROFESSIONAL SERVICES	N	1	1,303,750	1,303,750	1,303,750
		Contract for jail food service			TRINITY SERVICES GROUP INC		TBD				
Object: 5481199											
New Total:										0	0
Ongoing Total:										1,303,750	1,303,750
Object Total:										1,303,750	1,303,750
5496100	00	TRAVEL AND CONFERENCE	10/01/2023	09/30/2024	BIDCON	MISCELLANEOUS	N	1	46,400	46,400	46,400
		Travel and conference			Bid and Contract Vendor		TBD				
Object: 5496100											
New Total:										0	0
Ongoing Total:										46,400	46,400
Object Total:										46,400	46,400
Division: 211133											
New Total:										0	0
Ongoing Total:										8,553,722	8,412,722
Division Total:										8,553,722	8,412,722

**Galveston County, Texas
Tentative Budget
Fiscal Year 2023 Contracts**

Object	Pri	Description/Comments	Begin Date	End Date	Vendor	Contract Type	New (Y/N) Contract #	Qty	Unit Cost	Requested Budget	Tentative Budget
1101 Fund		General Fund									
2111 Department: Sheriff's Dept 211171 Division: Communications-Sheriff											
5481000	00	Other Contract Services Pre Arrival Medical Instruction	10/01/2022	09/30/2023	BIDCON PROFESSIONAL SERVICES	Bid and Contract Vendor	Y	1	82,904	48,200	82,904
5481000	00	Other Contract Services Harris County Radio District Service	10/01/2022	09/30/2023	BIDCON PROFESSIONAL SERVICES	Bid and Contract Vendor	Y	1	11,595	11,595	11,595
5481000	00	Other Contract Service Language Interpretation	10/01/2022	09/30/2023	BIDCON PROFESSIONAL SERVICES	Bid and Contract Vendor	Y	1	2,300	2,300	2,300
5481000	00	Other Contract Service Training and Software	10/01/2022	09/30/2023	BIDCON PROFESSIONAL SERVICES	Bid and Contract Vendor	Y	1	2,700	2,700	2,700
Object: 5481000											
New Total:										64,795	99,499
Ongoing Total:										0	0
Object Total:										64,795	99,499
Division: 211171											
New Total:										64,795	99,499
Ongoing Total:										0	0
Division Total:										64,795	99,499

**Galveston County, Texas
Tentative Budget
Fiscal Year 2023 Contracts**

Object	Pri	Description/Comments	Begin Date	End Date	Vendor	Contract Type	New (Y/N) Contract #	Qty	Unit Cost	Requested Budget	Tentative Budget
1101 Fund		General Fund									
2910 Department: Emergency Management 291010 Division: Emergency Management											
5419301	00	ESRI LICENSE	10/01/2022	09/30/2023	BIDCON	MISCELLANEOUS	N	1	5,500	5,500	5,500
					Bid and Contract Vendor		TBD				
										Object: 5419301	
										New Total:	0
										Ongoing Total:	5,500
										Object Total:	5,500
5452500		Contract Srv-Vol Fire Dep	10/01/2022	09/30/2023	BIDCON	MISCELLANEOUS	N	1	448,500	448,500	448,500
					Bid and Contract Vendor		TBD				
										Object: 5452500	
										New Total:	0
										Ongoing Total:	448,500
										Object Total:	448,500
5481000	00	MASS NOTIFICATION SYSTEM	10/01/2022	09/30/2023	BIDCON	MISCELLANEOUS	Y	1	25,000	25,000	25,000
		Mass Notification System			Bid and Contract Vendor		TBD				

**Galveston County, Texas
Tentative Budget
Fiscal Year 2023 Contracts**

Object	Pri	Description/Comments	Begin Date	End Date	Vendor	Contract Type	New (Y/N) Contract #	Qty	Unit Cost	Requested Budget	Tentative Budget
1101 Fund		General Fund									
2910 Department: Emergency Management 291010 Division: Emergency Management											
5481000	00	UNANTICIPATED EMERGENCY NEEDS	10/01/2022	09/30/2023	BIDCON	MISCELLANEOUS	N	1	10,000	10,000	10,000
		Funds for emergency management needs to include hiring part time temp employees during emergencies, incidents or events			Bid and Contract Vendor		TBD				
5481000	00	TOWER MAINTENANCE	10/01/2022	09/30/2023	BIDCON	MISCELLANEOUS	N	1	5,000	5,000	5,000
		Continued maintenance on Radio Tower at EOC for structural issues			Bid and Contract Vendor		TBD				
Object: 5481000											
New Total:										25,000	25,000
Ongoing Total:										15,000	15,000
Object Total:										40,000	40,000
Division: 291010											
New Total:										25,000	25,000
Ongoing Total:										469,000	469,000
Division Total:										494,000	494,000

**Galveston County, Texas
Tentative Budget
Fiscal Year 2023 Contracts**

Object	Pri	Description/Comments	Begin Date	End Date	Vendor	Contract Type	New (Y/N) Contract #	Qty	Unit Cost	Requested Budget	Tentative Budget	
1101 Fund		General Fund										
2930 Department: Nuisance Abatement 293010 Division: Nuisance Abatement												
5481000	00	Contract Services	10/01/2022	09/30/2023	TBD	MISCELLANEOUS	Y	1	6,600	6,600	6,600	
							TBD					
Object: 5481000												
New Total:										6,600	6,600	
Ongoing Total:										0	0	
Object Total:										6,600	6,600	
Division: 293010												
New Total:										6,600	6,600	
Ongoing Total:										0	0	
Division Total:										6,600	6,600	

**Galveston County, Texas
Tentative Budget
Fiscal Year 2023 Contracts**

Object	Pri	Description/Comments	Begin Date	End Date	Vendor	Contract Type	New (Y/N) Contract #	Qty	Unit Cost	Requested Budget	Tentative Budget	
1101		Fund	General Fund									
4110 Department: Health Admin & Sanitation 411010 Division: Public Health												
5481000		Other Contract Services	10/01/2022	09/30/2023	BIDCON PROFESSIONAL SERVICES		N	1	3,000,000	3,470,952	3,000,000	
					Bid and Contract Vendor		TBD					
										Object: 5481000		
										New Total:	0	0
										Ongoing Total:	3,470,952	3,000,000
										Object Total:	3,470,952	3,000,000
										Division: 411010		
										New Total:	0	0
										Ongoing Total:	3,470,952	3,000,000
										Division Total:	3,470,952	3,000,000

**Galveston County, Texas
Tentative Budget
Fiscal Year 2023 Contracts**

Object	Pri	Description/Comments	Begin Date	End Date	Vendor	Contract Type	New (Y/N) Contract #	Qty	Unit Cost	Requested Budget	Tentative Budget	
1101 Fund		General Fund										
4110 Department: Health Admin & Sanitation 411043 Division: Animal Services												
5481000		Other Contract Services	10/01/2022	09/30/2023	BISCON	PROFESSIONAL SERVICES	N	1	817,139	844,916	817,139	
							TBD					
							Object: 5481000					
							New Total:		0	0		
							Ongoing Total:		844,916	817,139		
							Object Total:		844,916	817,139		
							Division: 411043					
							New Total:		0	0		
							Ongoing Total:		844,916	817,139		
							Division Total:		844,916	817,139		

**Galveston County, Texas
Tentative Budget
Fiscal Year 2023 Contracts**

Object	Pri	Description/Comments	Begin Date	End Date	Vendor	Contract Type	New (Y/N) Contract #	Qty	Unit Cost	Requested Budget	Tentative Budget
1101 Fund		General Fund									
4110 Department: Health Admin & Sanitation 411071 Division: Coastal Health & Wellness											
5481000		Other Contract Services	10/01/2022	09/30/2023	BIDCON MEDICAL OUTPATIENT		N	1	3,140,567	3,140,567	3,140,567
					Bid and Contract Vendor		TBD				
										Object: 5481000	
										New Total:	0
										Ongoing Total:	3,140,567
										Object Total:	3,140,567
										Division: 411071	
										New Total:	0
										Ongoing Total:	3,140,567
										Division Total:	3,140,567

**Galveston County, Texas
Tentative Budget
Fiscal Year 2023 Contracts**

Object	Pri	Description/Comments	Begin Date	End Date	Vendor	Contract Type	New (Y/N) Contract #	Qty	Unit Cost	Requested Budget	Tentative Budget
1101 Fund		General Fund									
4401 Department: Contract Services 440100 Division: Contract Services											
5412130		Contract Srvs-Medical Examiner	10/01/2022	09/30/2023	402812	MISCELLANEOUS	N	1	875,000	875,000	875,000
						UNIVERSITY OF TEXAS	TBD				
5412130		Carnes Transportation from ME	10/01/2022	09/30/2023	402812	MISCELLANEOUS	N	1	131,100	131,100	131,100
						UNIVERSITY OF TEXAS	TBD				
Object: 5412130											
New Total:										0	0
Ongoing Total:										1,006,100	1,006,100
Object Total:										1,006,100	1,006,100
5448050		Contract Services-MHMR	10/01/2022	09/30/2023	400782	MISCELLANEOUS	N	1	565,000	565,000	565,000
						GULF COAST CENTER	TBD				
Object: 5448050											
New Total:										0	0
Ongoing Total:										565,000	565,000
Object Total:										565,000	565,000
5451104		Medical Transportation	10/01/2022	09/30/2023	406676	MISCELLANEOUS	N	1	162,000	162,000	162,000
						CITY OF DICKINSON	TBD				

**Galveston County, Texas
Tentative Budget
Fiscal Year 2023 Contracts**

Object	Pri	Description/Comments	Begin Date	End Date	Vendor	Contract Type	New (Y/N) Contract #	Qty	Unit Cost	Requested Budget	Tentative Budget	
1101 Fund		General Fund										
4401 Department: Contract Services 440100 Division: Contract Services												
5451104		Medical Transportation	10/01/2022	09/30/2023	431945	MISCELLANEOUS	N	1	271,554	271,554	271,554	
						GALVESTON COUNTY	TBD					
5451104		Medical Transportation	10/01/2022	09/30/2023	431945	MISCELLANEOUS	N	1	815,925	815,925	815,925	
						GALVESTON COUNTY	TBD					
5451104		Medical Transportation	10/01/2022	09/30/2023	431945	MISCELLANEOUS	N	1	123,846	123,846	123,846	
						GALVESTON COUNTY	TBD					
5451104		Medical Transportation	10/01/2022	09/30/2023	431945	MISCELLANEOUS	N	1	180,394	180,394	180,394	
						GALVESTON COUNTY	TBD					
									Object: 5451104			
									New Total:			
									0		0	
									Ongoing Total:		1,553,719	1,553,719
									Object Total:		1,553,719	1,553,719
5461012		Co Library System Overhead	10/01/2022	09/30/2023	184069	MISCELLANEOUS	N	1	592,300	613,030	592,300	
						ROSENBERG LIBRARY	TBD					

**Galveston County, Texas
Tentative Budget
Fiscal Year 2023 Contracts**

Object	Pri	Description/Comments	Begin Date	End Date	Vendor	Contract Type	New (Y/N) Contract #	Qty	Unit Cost	Requested Budget	Tentative Budget		
1101 Fund		General Fund											
4401 Department: Contract Services 440100 Division: Contract Services													
									Object: 5461012				
									New Total:			0	0
									Ongoing Total:			613,030	592,300
									Object Total:			613,030	592,300
5481000		Non-Profit Financial Asst	10/01/2022	09/30/2023	BIDCON	MISCELLANEOUS	N	1	160,000	160,000	160,000		
									Bid and Contract Vendor			TBD	
5481000		Windstorm Action Committee	10/01/2022	09/30/2023	700235	MISCELLANEOUS	N	1	15,000	15,000	15,000		
									GALVESTON WINDSTORM			TBD	
5481000		Gulf Coast Freight Rail Dist	10/01/2022	09/30/2023	712075	MISCELLANEOUS	N	1	5,000	5,000	5,000		
									GULF COAST RAIL DISTRICT			TBD	
5481000		Guardianship Program	10/01/2022	09/30/2023	715857	MISCELLANEOUS	N	1	300,000	300,000	300,000		
									FRIENDS FOR LIFE			TBD	
5481000		Indigent Burials	10/01/2022	09/30/2023	400771	MISCELLANEOUS	N	1	60,000	60,000	60,000		
									CARNES BROTHERS FUNERAL			TBD	

**Galveston County, Texas
Tentative Budget
Fiscal Year 2023 Contracts**

Object	Pri	Description/Comments	Begin Date	End Date	Vendor	Contract Type	New (Y/N) Contract #	Qty	Unit Cost	Requested Budget	Tentative Budget
--------	-----	----------------------	------------	----------	--------	---------------	-------------------------	-----	--------------	---------------------	---------------------

1101 Fund General Fund

4401 Department: Contract Services
440100 Division: Contract Services

Object: 5481000		
New Total:	0	0
Ongoing Total:	540,000	540,000
Object Total:	540,000	540,000
Division: 440100		
New Total:	0	0
Ongoing Total:	4,277,849	4,257,119
Division Total:	4,277,849	4,257,119

**Galveston County, Texas
Tentative Budget
Fiscal Year 2023 Contracts**

Object	Pri	Description/Comments	Begin Date	End Date	Vendor	Contract Type	New (Y/N) Contract #	Qty	Unit Cost	Requested Budget	Tentative Budget
1101 Fund		General Fund									
4511 Department: Senior Citizens 451110 Division: Senior Citizens Program											
5415200	00	Interlocal Payments to IMGH Contract extended to year 6. \$92,200 funds to support Home Delivered Meals. \$19,500 to support HGAC contract requirements. \$13,300 funds required for TDA grant participation.	10/01/2022	09/30/2023	719052	INTERLOCAL AGREEMENT	N	1	130,000	129,165	130,000
					INTERFAITH MINISTRIES FOR		CM17115				
5415200	00	BAMOW INTERLOCAL PAYMENT GRANT TO BAY AREA MEALS ON WHEELS \$1,000 TO KEEP THEM ELEIGIBLE FOR TFT GRANT FROM TDA.	10/01/2022	09/30/2023	711225	INTERLOCAL AGREEMENT	N	1	1,000	1,000	1,000
					BAY AREA MEALS ON		TBD				
Object: 5415200											
New Total:										0	0
Ongoing Total:										130,165	131,000
Object Total:										130,165	131,000
5481000	00	Crescent Electric For various electrical work needed for installation of water heater, convert gas stove to electric, installation of handicap door at BCC.	10/01/2023	09/30/2024	709896	MISCELLANEOUS	N	1	10,000	10,000	10,000
					CRESCENT ENGINEERING		CM13339				
5481000	00	PROGRAMS AND EVENTS MISCALLANOUS CONTRACT SERVICES FOR DIFFERENT VENDORS FOR PROGRAMS AND EVENTS FOR THE SENIOR CITIZENS PROGRAM.	10/01/2022	09/30/2023	BIDCON	MISCELLANEOUS	Y	1	5,000	5,000	5,000
					Bid and Contract Vendor		TBD				

**Galveston County, Texas
Tentative Budget**

Fiscal Year 2023 Contracts

Object	Pri	Description/Comments	Begin Date	End Date	Vendor	Contract Type	New (Y/N) Contract #	Qty	Unit Cost	Requested Budget	Tentative Budget
--------	-----	----------------------	------------	----------	--------	---------------	-------------------------	-----	--------------	---------------------	---------------------

1101 Fund General Fund

4511 Department: Senior Citizens
451110 Division: Senior Citizens Program

Object: 5481000		
New Total:	5,000	5,000
Ongoing Total:	10,000	10,000
Object Total:	15,000	15,000
Division: 451110		
New Total:	5,000	5,000
Ongoing Total:	140,165	141,000
Division Total:	145,165	146,000

**Galveston County, Texas
Tentative Budget
Fiscal Year 2023 Contracts**

Object	Pri	Description/Comments	Begin Date	End Date	Vendor	Contract Type	New (Y/N) Contract #	Qty	Unit Cost	Requested Budget	Tentative Budget
1101 Fund		General Fund									
5220 Department: Beach and Parks Department 522020 Division: Parks											
5426100		Port-o-let Services for Park	10/01/2022	09/30/2023	719770	MISCELLANEOUS	N	1	35,500	35,500	35,500
		Port-o-let services for all mainland parks on a regular basis and for use when regular restrooms are out of service. Increase needed because we have a new vendor and prices have increased.			Republic Services, Inc.		CM20417				
5426100		Port-o-let Services Bolivar	10/01/2022	09/30/2023	713770	MISCELLANEOUS	N	1	3,000	3,000	3,000
		Port-o-let services for Gregory Park on Bolivar. Also for use when restrooms are out of service.			NOVELLI HARRIE & MADUZIA		CM20417				
5426100		Various Equipment Rentals	10/01/2022	09/30/2023	BIDCON	MISCELLANEOUS	N	1	1,500	1,500	1,500
		Various types of equipment that the department needs to rent for regular parks maintenance.			Bid and Contract Vendor		TBD				
Object: 5426100											
New Total:										0	0
Ongoing Total:										40,000	40,000
Object Total:										40,000	40,000
5481000		Pacific Tier Solutions	10/01/2022	09/30/2023	717392	MISCELLANEOUS	N	1	7,000	7,000	7,000
		Contract for our current facility reservation software, Book King. Handles scheduling for all our rentals and payment processing.			PACIFIC TIER SOLUTIONS		CM14256				

**Galveston County, Texas
Tentative Budget
Fiscal Year 2023 Contracts**

Object	Pri	Description/Comments	Begin Date	End Date	Vendor	Contract Type	New (Y/N) Contract #	Qty	Unit Cost	Requested Budget	Tentative Budget
1101 Fund		General Fund									
5220 Department: Beach and Parks Department 522020 Division: Parks											
5481000		Electrical Services Contract for all electrical services for the Parks Department.	10/01/2022	09/30/2023	709896	MISCELLANEOUS CRESCENT ENGINEERING	N CM13339	1	50,000	50,000	50,000
5481000		Dumpster Service for Bolivar Dumpster service for parks on Bolivar.	10/01/2022	09/30/2023	705136	MISCELLANEOUS PENINSULA SANITATION	N TBD	1	3,000	3,000	3,000
5481000		GLO Lease Jones Bay BR Lease agreement with the GLO for Jones Bay Boat Ramp.	10/01/2022	09/30/2023	404516	MISCELLANEOUS TEXAS GENERAL LAND	N CM13009	1	3,000	3,000	3,000
5481000		Dumpster Service for Parks Contract for dumpster services at some of County Parks.	10/01/2022	09/30/2023	700686	MISCELLANEOUS BFI WASTE SERVICES OF TX	N CM13178	1	31,000	31,000	31,000
5481000		Dumpster Service for Parks Dumpster service for the remaining parks.	10/01/2022	09/30/2023	720425	MISCELLANEOUS AMERIWASTE LEAGUE CITY	N TBD	1	16,000	16,000	16,000
5481000		Misc. Contract Services Miscellaneous contract services that are needed throughout the year.	10/01/2022	09/30/2023	BIDCON	MISCELLANEOUS Bid and Contract Vendor	Y TBD	1	8,000	8,000	8,000

**Galveston County, Texas
Tentative Budget
Fiscal Year 2023 Contracts**

Object	Pri	Description/Comments	Begin Date	End Date	Vendor	Contract Type	New (Y/N) Contract #	Qty	Unit Cost	Requested Budget	Tentative Budget
1101 Fund		General Fund									
5220 Department: Beach and Parks Department 522020 Division: Parks											
5481000		Parks Work Order System	10/01/2022	09/30/2023	BIDCON	MISCELLANEOUS	Y	1	9,700	9,700	9,700
		Implementation and annual fee for work order system, Productive Parks. With the elimination of the current work order system, we found a work order system that meets the specific needs of Parks and will satisfy all the FEMA requirements for reimbursement. Next year the cost will only be \$7,000.			Bid and Contract Vendor		TBD				
Object: 5481000											
New Total:										17,700	17,700
Ongoing Total:										110,000	110,000
Object Total:										127,700	127,700
5481060		Management Agreement GCHI	10/01/2022	09/30/2023	071332	MISCELLANEOUS	N	1	170,000	170,000	170,000
		Management agreement between the County and Galveston County History Inc to operation and maintain the County Museum.			GALVESTON HISTORICAL		CM21372				
Object: 5481060											
New Total:										0	0
Ongoing Total:										170,000	170,000
Object Total:										170,000	170,000

**Galveston County, Texas
Tentative Budget**

Fiscal Year 2023 Contracts

Object	Pri	Description/Comments	Begin Date	End Date	Vendor	Contract Type	New (Y/N) Contract # Qty	Unit Cost	Requested Budget	Tentative Budget
--------	-----	----------------------	------------	----------	--------	---------------	-----------------------------	--------------	---------------------	---------------------

1101 Fund General Fund

5220 Department: Beach and Parks Department
522020 Division: Parks

	Division: 522020	
New Total:	17,700	17,700
Ongoing Total:	320,000	320,000
Division Total:	337,700	337,700

**Galveston County, Texas
Tentative Budget
Fiscal Year 2023 Contracts**

Object	Pri	Description/Comments	Begin Date	End Date	Vendor	Contract Type	New (Y/N) Contract #	Qty	Unit Cost	Requested Budget	Tentative Budget
1101 Fund		General Fund									
6102 Department: County Extension Service 610200 Division: AgriLife Extension											
5481000	00	Waste Services	10/01/2022	09/30/2023	719770	PROFESSIONAL SERVICES	N	1	6,200	6,200	6,200
		Funds to be used for garbage dumpster rental for debris removal at educational demonstration garden located in Carbide Park.			Republic Services, Inc.		TBD				
5481000	00	Youth Education Program	10/01/2022	09/30/2023	715140	MISCELLANEOUS	N	1	1,000	1,000	1,000
		Funds to be used for 4-H youth attending district, state, & national education events representing Galveston County.			GALVESTON COUNTY 4H		TBD				
Object: 5481000											
New Total:										0	0
Ongoing Total:										7,200	7,200
Object Total:										7,200	7,200
Division: 610200											
New Total:										0	0
Ongoing Total:										7,200	7,200
Division Total:										7,200	7,200
Fund 1101											
New Total:										7,011,767	1,816,471
Ongoing Total:										30,292,650	28,282,669
Fund										37,304,417	30,099,140

**Galveston County, Texas
Tentative Budget
Fiscal Year 2023 Contracts**

Object	Pri	Description/Comments	Begin Date	End Date	Vendor	Contract Type	New (Y/N) Contract #	Qty	Unit Cost	Requested Budget	Tentative Budget
1201 Fund		Cnty Clk Records Archive Fund									
1140 Department: County Clerk 114021 Division: County Clerk Archive Records											
5481000	01	Imaging Conversion of Records	10/01/2022	09/30/2023	712461	MISCELLANEOUS	N	1	500,000	500,000	500,000
		Scan documents and bring into system as digital images. Rebind original books.			KOFILE TECHNOLOGIES INC.		CM19075				
Object: 5481000											
New Total:										0	0
Ongoing Total:										500,000	500,000
Object Total:										500,000	500,000
Division: 114021											
New Total:										0	0
Ongoing Total:										500,000	500,000
Division Total:										500,000	500,000
Fund 1201											
New Total:										0	0
Ongoing Total:										500,000	500,000
Fund										500,000	500,000

**Galveston County, Texas
Tentative Budget
Fiscal Year 2023 Contracts**

Object	Pri	Description/Comments	Begin Date	End Date	Vendor	Contract Type	New (Y/N) Contract #	Qty	Unit Cost	Requested Budget	Tentative Budget
1202 Fund		Juvenile Justice Fund									
2561 Department: Juvenile Justice 256118 Division: Detention											
5481000		Medical Services	10/01/2022	09/30/2023	721661	PROFESSIONAL SERVICES	N	1	209,870	209,870	209,870
		This contract is an agreement between the County and VitalCore to provide medical services for our juveniles. Third year contract rate increase.			VITALCORE HEALTH		CM20170				
5481000	00	Educational Services	10/01/2022	09/30/2023	043216	MISCELLANEOUS	N	1	193,000	193,000	193,000
		Funding for the educational component of the Detention program.			DICKINSON IND SCHOOL		CM21233				
Object: 5481000											
New Total:										0	0
Ongoing Total:										402,870	402,870
Object Total:										402,870	402,870
5481199	00	Food Service Contract	10/01/2022	09/30/2023	719569	MISCELLANEOUS	N	1	178,880	178,880	178,880
		Cost associated with food service contract for the Detention program. Price increase beginning of FY2022 from \$4.04 to \$7.99. Increase in food costs and fuel.			ELIOR INC		CM21261				
Object: 5481199											
New Total:										0	0
Ongoing Total:										178,880	178,880
Object Total:										178,880	178,880

**Galveston County, Texas
Tentative Budget**

Fiscal Year 2023 Contracts

Object	Pri	Description/Comments	Begin Date	End Date	Vendor	Contract Type	New (Y/N) Contract # Qty	Unit Cost	Requested Budget	Tentative Budget
--------	-----	----------------------	------------	----------	--------	---------------	-----------------------------	--------------	---------------------	---------------------

1202 Fund Juvenile Justice Fund

2561 Department: Juvenile Justice
256118 Division: Detention

Division: 256118		
New Total:	0	0
Ongoing Total:	581,750	581,750
Division Total:	581,750	581,750

**Galveston County, Texas
Tentative Budget
Fiscal Year 2023 Contracts**

Object	Pri	Description/Comments	Begin Date	End Date	Vendor	Contract Type	New (Y/N) Contract #	Qty	Unit Cost	Requested Budget	Tentative Budget
1202 Fund		Juvenile Justice Fund									
2561 Department: Juvenile Justice 256119 Division: Post Program											
5481199	00	Food Service Contract	10/01/2022	09/30/2023	719569	MISCELLANEOUS	N	1	55,120	55,120	55,120
		Cost associated with food service contract for the Post program.Price increase beginning of FY2022 from \$4.04 to \$7.99.Increase in food costs and fuel.			ELIOR INC		CM21261				
Object: 5481199											
New Total:										0	0
Ongoing Total:										55,120	55,120
Object Total:										55,120	55,120
Division: 256119											
New Total:										0	0
Ongoing Total:										55,120	55,120
Division Total:										55,120	55,120

**Galveston County, Texas
Tentative Budget
Fiscal Year 2023 Contracts**

Object	Pri	Description/Comments	Begin Date	End Date	Vendor	Contract Type	New (Y/N) Contract #	Qty	Unit Cost	Requested Budget	Tentative Budget
1202 Fund		Juvenile Justice Fund									
2561 Department: Juvenile Justice 256155 Division: JJAEP											
5481000	00	Educational Services	10/01/2022	09/30/2023	043216	MISCELLANEOUS	N	1	70,000	70,000	70,000
		Funding for the educational component of the JJAEP program.			DICKINSON IND SCHOOL		CM21233				
Object: 5481000											
New Total:										0	0
Ongoing Total:										70,000	70,000
Object Total:										70,000	70,000
5481199	00	Food Service Contract	10/01/2022	09/30/2023	719569	MISCELLANEOUS	N	1	8,606	8,606	8,606
		Costs associated with food services for the JJAEP program.			ELIOR INC		CM21261				
Object: 5481199											
New Total:										0	0
Ongoing Total:										8,606	8,606
Object Total:										8,606	8,606
Division: 256155											
New Total:										0	0
Ongoing Total:										78,606	78,606
Division Total:										78,606	78,606

**Galveston County, Texas
Tentative Budget
Fiscal Year 2023 Contracts**

Object	Pri	Description/Comments	Begin Date	End Date	Vendor	Contract Type	New (Y/N) Contract # Qty	Unit Cost	Requested Budget	Tentative Budget
--------	-----	----------------------	------------	----------	--------	---------------	-----------------------------	--------------	---------------------	---------------------

1202 Fund Juvenile Justice Fund

2561 Department: Juvenile Justice
256155 Division: JJAEP

Fund 1202		
New Total:	0	0
OngoingTotal:	715,476	715,476
Fund	715,476	715,476

**Galveston County, Texas
Tentative Budget
Fiscal Year 2023 Contracts**

Object	Pri	Description/Comments	Begin Date	End Date	Vendor	Contract Type	New (Y/N) Contract #	Qty	Unit Cost	Requested Budget	Tentative Budget
--------	-----	----------------------	------------	----------	--------	---------------	-------------------------	-----	--------------	---------------------	---------------------

1203 Fund Indigent Health Care Fund

4401 Department: Contract Services
440110 Division: Indigent Health Care Fund

5447500		Indigent Medical Care Srv	10/01/2022	09/30/2023	BIDCON PROFESSIONAL SERVICES		N	1	2,500,000	2,500,000	2,500,000
					Bid and Contract Vendor		TBD				

Object: 5447500

New Total: 0 0

Ongoing Total: 2,500,000 2,500,000

Object Total: 2,500,000 2,500,000

Division: 440110

New Total: 0 0

Ongoing Total: 2,500,000 2,500,000

Division Total: 2,500,000 2,500,000

Fund 1203

New Total: 0 0

Ongoing Total: 2,500,000 2,500,000

Fund 2,500,000 2,500,000

**Galveston County, Texas
Tentative Budget
Fiscal Year 2023 Contracts**

Object	Pri	Description/Comments	Begin Date	End Date	Vendor	Contract Type	New (Y/N) Contract #	Qty	Unit Cost	Requested Budget	Tentative Budget
1204 Fund		Beach Maintenance-Rd & Bridge									
5440 Department: Beach Maintenance-Rd & Bridge 544042 Division: Beach Maintenance-Rd & Bridge											
5426100	00	Equipment Rentals	10/01/2022	09/30/2023	BIDCON	MISCELLANEOUS	N	1	48,000	48,000	48,000
		Equipment rentals for Bolivar beach maintenance.			Bid and Contract Vendor		4800				
Object: 5426100											
New Total:										0	0
Ongoing Total:										48,000	48,000
Object Total:										48,000	48,000
5481000	00	Portable Toilet Services	10/01/2022	09/30/2023	BIDCON	MISCELLANEOUS	N	1	21,500	21,500	21,500
		Portable toilet services for Bolivar beaches.			Bid and Contract Vendor		TBD				
5481000	00	Beach Barrel Waste Service	10/01/2022	09/30/2023	BIDCON	MISCELLANEOUS	N	1	86,000	86,000	86,000
		Solid waste disposal for Bolivar beaches.			Bid and Contract Vendor		TBD				
5481000	00	Litter & Debris Removal	10/01/2022	09/30/2023	BIDCON	MISCELLANEOUS	N	1	31,500	31,500	31,500
		Post holiday litter & debris removal services for Bolivar beaches.			Bid and Contract Vendor		TBD				
Object: 5481000											
New Total:										0	0
Ongoing Total:										139,000	139,000
Object Total:										139,000	139,000

**Galveston County, Texas
Tentative Budget**

Fiscal Year 2023 Contracts

Object	Pri	Description/Comments	Begin Date	End Date	Vendor	Contract Type	New (Y/N) Contract # Qty	Unit Cost	Requested Budget	Tentative Budget
--------	-----	----------------------	------------	----------	--------	---------------	-----------------------------	--------------	---------------------	---------------------

1204 Fund Beach Maintenance-Rd & Bridge

5440 Department: Beach Maintenance-Rd & Bridge
 544042 Division: Beach Maintenance-Rd & Bridge

Division: 544042		
New Total:	0	0
Ongoing Total:	187,000	187,000
Division Total:	187,000	187,000
Fund 1204		
New Total:	0	0
OngoingTotal:	187,000	187,000
Fund	187,000	187,000

**Galveston County, Texas
Tentative Budget
Fiscal Year 2023 Contracts**

Object	Pri	Description/Comments	Begin Date	End Date	Vendor	Contract Type	New (Y/N) Contract #	Qty	Unit Cost	Requested Budget	Tentative Budget
1206 Fund		Child Welfare Fund									
4433 Department: Child Welfare 443300 Division: Child Welfare											
5412133		Physicians Assistant	10/01/2022	09/30/2023	412812	MEDICAL OUTPATIENT	N CN17025	1	100,969	100,969	100,969
5412133		Physicians Assistant	10/01/2022	09/30/2023	412812	MEDICAL OUTPATIENT	N TBD	1	99,973	99,973	99,973
Object: 5412133											
New Total:										0	0
Ongoing Total:										200,942	200,942
Object Total:										200,942	200,942
5443200		Rainbow Room of Galv Cnty	10/01/2022	09/30/2023	409165	MISCELLANEOUS ADVOCACY CENTER FOR	N CM16254	1	3,000	3,000	3,000
Object: 5443200											
New Total:										0	0
Ongoing Total:										3,000	3,000
Object Total:										3,000	3,000
5449105		Child Advocacy Project	10/01/2022	09/30/2023	409165	MISCELLANEOUS ADVOCACY CENTER FOR	N CM16254	1	10,000	10,000	10,000

**Galveston County, Texas
Tentative Budget
Fiscal Year 2023 Contracts**

Object	Pri	Description/Comments	Begin Date	End Date	Vendor	Contract Type	New (Y/N) Contract #	Qty	Unit Cost	Requested Budget	Tentative Budget
--------	-----	----------------------	------------	----------	--------	---------------	-------------------------	-----	--------------	---------------------	---------------------

1206 Fund Child Welfare Fund

4433 Department: Child Welfare
443300 Division: Child Welfare

Object: 5449105		
New Total:	0	0
Ongoing Total:	10,000	10,000
Object Total:	10,000	10,000
Division: 443300		
New Total:	0	0
Ongoing Total:	213,942	213,942
Division Total:	213,942	213,942
Fund 1206		
New Total:	0	0
Ongoing Total:	213,942	213,942
Fund	213,942	213,942

**Galveston County, Texas
Tentative Budget
Fiscal Year 2023 Contracts**

Object	Pri	Description/Comments	Begin Date	End Date	Vendor	Contract Type	New (Y/N) Contract #	Qty	Unit Cost	Requested Budget	Tentative Budget
1207 Fund		Economic Development									
6521 Department: Economic Development 652133 Division: Economic Development											
5419301		Software Licensing and Maint	10/01/2022	09/30/2023	BIDCON	MISCELLANEOUS	N	1	2,500	2,500	2,500
					Bid and Contract Vendor		TBD				
										Object: 5419301	
										New Total:	0
										Ongoing Total:	2,500
										Object Total:	2,500
5481000		GEDP Summit	10/01/2022	09/30/2023	BIDCON	MISCELLANEOUS	N	1	15,000	15,000	15,000
					Bid and Contract Vendor		TBD				
5481000		Bay Area Houston	10/01/2022	09/30/2023	BIDCON	MISCELLANEOUS	N	1	35,000	35,000	35,000
					Bid and Contract Vendor		TBD				
										Object: 5481000	
										New Total:	0
										Ongoing Total:	50,000
										Object Total:	50,000

**Galveston County, Texas
Tentative Budget
Fiscal Year 2023 Contracts**

Object	Pri	Description/Comments	Begin Date	End Date	Vendor	Contract Type	New (Y/N) Contract #	Qty	Unit Cost	Requested Budget	Tentative Budget
--------	-----	----------------------	------------	----------	--------	---------------	-------------------------	-----	--------------	---------------------	---------------------

1207 Fund Economic Development

6521 Department: Economic Development
652133 Division: Economic Development

Division: 652133		
New Total:	0	0
Ongoing Total:	52,500	52,500
Division Total:	52,500	52,500
Fund 1207		
New Total:	0	0
Ongoing Total:	52,500	52,500
Fund	52,500	52,500

**Galveston County, Texas
Tentative Budget
Fiscal Year 2023 Contracts**

Object	Pri	Description/Comments	Begin Date	End Date	Vendor	Contract Type	New (Y/N) Contract #	Qty	Unit Cost	Requested Budget	Tentative Budget
--------	-----	----------------------	------------	----------	--------	---------------	-------------------------	-----	--------------	---------------------	---------------------

1208 Fund County Specialty Court Fund

1209 Department: Veteran's Court
120900 Division: Veterans Participation Program

5411100		Admin Cost	10/01/2022	09/30/2023	BIDCON PROFESSIONAL SERVICES		N	1	3,000	3,000	3,000
					Bid and Contract Vendor		TBD				

Object: 5411100

New Total: 0 0

Ongoing Total: 3,000 3,000

Object Total: 3,000 3,000

Division: 120900

New Total: 0 0

Ongoing Total: 3,000 3,000

Division Total: 3,000 3,000

Fund 1208

New Total: 0 0

Ongoing Total: 3,000 3,000

Fund 3,000 3,000

**Galveston County, Texas
Tentative Budget
Fiscal Year 2023 Contracts**

Object	Pri	Description/Comments	Begin Date	End Date	Vendor	Contract Type	New (Y/N) Contract #	Qty	Unit Cost	Requested Budget	Tentative Budget
2102 Fund		Co Clerk Rec Mgt & Pres Fund									
1140 Department: County Clerk 114020 Division: Co Clerk Rec Mgmt & Pres. Fnd											
5423000	01	Recording Software Lease of Real Property Software	10/01/2022	09/30/2023	722345	SOFTWARE	N	1	59,000	59,000	59,000
					FIDLAR TECHNOLOGIES INC.		CM21314				
5423000	04	Court Case Shelving Maintenance for Movable Track Shelving (11 carriages)	10/01/2022	09/30/2023	704963	HARDWARE	N	1	2,500	2,500	2,500
					SOUTHWEST SOLUTIONS		CM21296				
5423000	05	Electronic Court Docket Electronic Display System for court hearings and public notices.	10/01/2022	09/30/2023	718110	SOFTWARE	N	1	3,300	3,300	3,300
					INFAX INC		CM21306				
Object: 5423000											
New Total:										0	0
Ongoing Total:										64,800	64,800
Object Total:										64,800	64,800
5481000	01	Shredding Project Secure shred of court documents	10/01/2022	09/30/2023	410568	MISCELLANEOUS	N	1	6,000	6,000	6,000
					IRON MOUNTAIN		CM15087				
5481000	02	Disaster Recovery Offsite Emergency Storm Disaster Preparedness	10/01/2022	09/30/2023	722345	MISCELLANEOUS	N	1	85,000	85,000	85,000
					FIDLAR TECHNOLOGIES INC.		CM21314				

**Galveston County, Texas
Tentative Budget
Fiscal Year 2023 Contracts**

Object	Pri	Description/Comments	Begin Date	End Date	Vendor	Contract Type	New (Y/N) Contract #	Qty	Unit Cost	Requested Budget	Tentative Budget
2102 Fund		Co Clerk Rec Mgt & Pres Fund									
1140 Department: County Clerk 114020 Division: Co Clerk Rec Mgmt & Pres. Fnd											
5481000	03	Automated Process Tool Automated Process Tool	10/01/2022	09/30/2023	BIDCON SOFTWARE		Y	1	25,000	25,000	25,000
					Bid and Contract Vendor						
5481000	04	Creative Cloud Creative Cloud by Adobe	09/30/2022	10/01/2023	BIDCON SOFTWARE		Y	4	1,000	4,000	4,000
					Bid and Contract Vendor						
Object: 5481000											
New Total:										29,000	29,000
Ongoing Total:										91,000	91,000
Object Total:										120,000	120,000
Division: 114020											
New Total:										29,000	29,000
Ongoing Total:										155,800	155,800
Division Total:										184,800	184,800
Fund 2102											
New Total:										29,000	29,000
Ongoing Total:										155,800	155,800
Fund										184,800	184,800

**Galveston County, Texas
Tentative Budget
Fiscal Year 2023 Contracts**

Object	Pri	Description/Comments	Begin Date	End Date	Vendor	Contract Type	New (Y/N) Contract #	Qty	Unit Cost	Requested Budget	Tentative Budget
2103 Fund		Election Srvs Contract Fund									
1140 Department: County Clerk 114031 Division: Election Services											
5481000	01	Livehelpnow	10/01/2022	09/30/2023	BIDCON SOFTWARE		Y	1	10,000	10,000	10,000
		LiveHelpNow for website and app to help mitigate the number of calls received during election time			Bid and Contract Vendor		CM20039				
5481000	01	Phone Overflow Support Hotline	10/01/2022	09/30/2023	BIDCON SOFTWARE		Y	1	10,000	10,000	10,000
		Phone overflow support hotline			Bid and Contract Vendor		CM20108				
Object: 5481000											
New Total:										20,000	20,000
Ongoing Total:										0	0
Object Total:										20,000	20,000
Division: 114031											
New Total:										20,000	20,000
Ongoing Total:										0	0
Division Total:										20,000	20,000
Fund 2103											
New Total:										20,000	20,000
OngoingTotal:										0	0
Fund										20,000	20,000

**Galveston County, Texas
Tentative Budget
Fiscal Year 2023 Contracts**

Object	Pri	Description/Comments	Begin Date	End Date	Vendor	Contract Type	New (Y/N) Contract #	Qty	Unit Cost	Requested Budget	Tentative Budget	
2211 Fund		Law Library										
1291 Department: Law Library 129100 Division: Law Library												
5481000	00	LAW LIBRARY CONTRACT CRVS	10/01/2022	09/30/2023	JAMEX	PROFESSIONAL SERVICES	N	1	2,000	2,000	2,000	
		PAY MACHINE IN LAW LIBRARY .					JAMEX					
										Object: 5481000		
										New Total:	0	0
										Ongoing Total:	2,000	2,000
										Object Total:	2,000	2,000
										Division: 129100		
										New Total:	0	0
										Ongoing Total:	2,000	2,000
										Division Total:	2,000	2,000
										Fund 2211		
										New Total:	0	0
										Ongoing Total:	2,000	2,000
										Fund	2,000	2,000

**Galveston County, Texas
Tentative Budget
Fiscal Year 2023 Contracts**

Object	Pri	Description/Comments	Begin Date	End Date	Vendor	Contract Type	New (Y/N) Contract #	Qty	Unit Cost	Requested Budget	Tentative Budget	
2216		Fund	Probate Court Contributions Fd									
1223 Department: Probate Court 122320 Division: Probate Court Contributions												
5481000	00	Other Contract Services	10/01/2021	09/30/2022	BIDCON PROFESSIONAL SERVICES		Y	1	42,000	42,000	42,000	
					Bid and Contract Vendor		TBD					
										Object: 5481000		
										New Total:	42,000	42,000
										Ongoing Total:	0	0
										Object Total:	42,000	42,000
										Division: 122320		
										New Total:	42,000	42,000
										Ongoing Total:	0	0
										Division Total:	42,000	42,000
										Fund 2216		
										New Total:	42,000	42,000
										Ongoing Total:	0	0
										Fund	42,000	42,000

**Galveston County, Texas
Tentative Budget
Fiscal Year 2023 Contracts**

Object	Pri	Description/Comments	Begin Date	End Date	Vendor	Contract Type	New (Y/N) Contract #	Qty	Unit Cost	Requested Budget	Tentative Budget
--------	-----	----------------------	------------	----------	--------	---------------	-------------------------	-----	--------------	---------------------	---------------------

2219 Fund Court Reporter Services

1289 Department: Justice Administration
128900 Division: Court Reporter

5419301	00	Software Lic & Maint	10/01/2022	09/30/2023	BIDCON	MISCELLANEOUS	N	1	10,000	10,000	10,000
					Bid and Contract Vendor		TBD				

Object: 5419301

New Total: 0 0

Ongoing Total: 10,000 10,000

Object Total: 10,000 10,000

Division: 128900

New Total: 0 0

Ongoing Total: 10,000 10,000

Division Total: 10,000 10,000

Fund 2219

New Total: 0 0

Ongoing Total: 10,000 10,000

Fund 10,000 10,000

**Galveston County, Texas
Tentative Budget
Fiscal Year 2023 Contracts**

Object	Pri	Description/Comments	Begin Date	End Date	Vendor	Contract Type	New (Y/N) Contract #	Qty	Unit Cost	Requested Budget	Tentative Budget
2301 Fund		Road & Bridge Fund									
3121 Department: Road Department 312110 Division: Administration											
5419301	0	iWorQ	10/03/2022	09/30/2023	BIDCON SOFTWARE		Y	1	33,500	33,500	33,500
		New software to manage, store and collect the department's maintenance records.			Bid and Contract Vendor		TBD				
5419301	00	ESRI Software	05/21/2023	04/30/2024	710007 SOFTWARE		N	1	3,000	3,000	3,000
		Annual extension of current ESRI road / sign software license.			ENVIRONMENTAL SYSTEMS		TBD				
Object: 5419301											
New Total:										33,500	33,500
Ongoing Total:										3,000	3,000
Object Total:										36,500	36,500
5481000	00	Portable Toilet Rentals	10/01/2022	09/30/2023	BIDCON MISCELLANEOUS		N	1	4,000	4,000	4,000
		Portable toilet rental for the San Leon, Dickinson and Santa Fe Stockyards.			Bid and Contract Vendor		TBD				
Object: 5481000											
New Total:										0	0
Ongoing Total:										4,000	4,000
Object Total:										4,000	4,000

**Galveston County, Texas
Tentative Budget**

Fiscal Year 2023 Contracts

Object	Pri	Description/Comments	Begin Date	End Date	Vendor	Contract Type	New (Y/N) Contract # Qty	Unit Cost	Requested Budget	Tentative Budget
--------	-----	----------------------	------------	----------	--------	---------------	-----------------------------	--------------	---------------------	---------------------

2301 Fund Road & Bridge Fund

3121 Department: Road Department
312110 Division: Administration

Division: 312110		
New Total:	33,500	33,500
Ongoing Total:	7,000	7,000
Division Total:	40,500	40,500

**Galveston County, Texas
Tentative Budget
Fiscal Year 2023 Contracts**

Object	Pri	Description/Comments	Begin Date	End Date	Vendor	Contract Type	New (Y/N) Contract #	Qty	Unit Cost	Requested Budget	Tentative Budget
2301 Fund		Road & Bridge Fund									
3121 Department: Road Department 312120 Division: F.M. Lateral Road											
5426100	00	Equipment Rentals	10/01/2022	09/30/2023	BIDCON	MISCELLANEOUS	N	1	35,000	35,000	35,000
		Equipment rentals, contracts TBD.			Bid and Contract Vendor		TBD				
Object: 5426100											
New Total:										0	0
Ongoing Total:										35,000	35,000
Object Total:										35,000	35,000
Division: 312120											
New Total:										0	0
Ongoing Total:										35,000	35,000
Division Total:										35,000	35,000
Fund 2301											
New Total:										33,500	33,500
Ongoing Total:										42,000	42,000
Fund										75,500	75,500

**Galveston County, Texas
Tentative Budget
Fiscal Year 2023 Contracts**

Object	Pri	Description/Comments	Begin Date	End Date	Vendor	Contract Type	New (Y/N) Contract #	Qty	Unit Cost	Requested Budget	Tentative Budget
2303 Fund		Farm to Market Lateral Road									
3143 Department: Right of Way Department 314300 Division: Right Of Way											
5310001	02	Desk Chair	10/01/2022	09/30/2023	BIDCON	MISCELLANEOUS	Y	1	300	300	300
		Desk Chair			Bid and Contract Vendor		300.00				
Object: 5310001											
New Total:										300	300
Ongoing Total:										0	0
Object Total:										300	300
5713010	01	ROW Acquisition	10/11/2022	09/30/2023	BIDCON	PROFESSIONAL SERVICES	N	1	45,000	45,000	45,000
		Misc. Acquisitions			Bid and Contract Vendor		TBD				
Object: 5713010											
New Total:										0	0
Ongoing Total:										45,000	45,000
Object Total:										45,000	45,000
Division: 314300											
New Total:										300	300
Ongoing Total:										45,000	45,000
Division Total:										45,300	45,300

**Galveston County, Texas
Tentative Budget
Fiscal Year 2023 Contracts**

Object	Pri	Description/Comments	Begin Date	End Date	Vendor	Contract Type	New (Y/N) Contract #	Qty	Unit Cost	Requested Budget	Tentative Budget
--------	-----	----------------------	------------	----------	--------	---------------	-------------------------	-----	--------------	---------------------	---------------------

2303 Fund Farm to Market Lateral Road

3143 Department: Right of Way Department
314300 Division: Right Of Way

Fund 2303		
New Total:	300	300
OngoingTotal:	45,000	45,000
Fund	45,300	45,300

**Galveston County, Texas
Tentative Budget
Fiscal Year 2023 Contracts**

Object	Pri	Description/Comments	Begin Date	End Date	Vendor	Contract Type	New (Y/N) Contract #	Qty	Unit Cost	Requested Budget	Tentative Budget
2370 Fund		Flood Control Fund									
2961 Department: Flood Control 296100 Division: Flood Control											
5481000	00	Laser Repair Service	10/01/2022	09/30/2023	BIDCON	MISCELLANEOUS	N	1	3,000	3,000	3,000
		Drainage laser repairs for grading ditches.			Bid and Contract Vendor		TBD				
Object: 5481000											
New Total:										0	0
Ongoing Total:										3,000	3,000
Object Total:										3,000	3,000
Division: 296100											
New Total:										0	0
Ongoing Total:										3,000	3,000
Division Total:										3,000	3,000

**Galveston County, Texas
Tentative Budget
Fiscal Year 2023 Contracts**

Object	Pri	Description/Comments	Begin Date	End Date	Vendor	Contract Type	New (Y/N) Contract #	Qty	Unit Cost	Requested Budget	Tentative Budget
2370 Fund		Flood Control Fund									
2961 Department: Flood Control 296110 Division: Building Inspector											
5310001	02	Desk Chairs	10/01/2022	09/30/2023	BIDCON	MISCELLANEOUS	N	4	300	1,200	1,200
		Desk Chairs			Bid and Contract Vendor		TBD				
Object: 5310001											
New Total:										0	0
Ongoing Total:										1,200	1,200
Object Total:										1,200	1,200
Division: 296110											
New Total:										0	0
Ongoing Total:										1,200	1,200
Division Total:										1,200	1,200

**Galveston County, Texas
Tentative Budget
Fiscal Year 2023 Contracts**

Object	Pri	Description/Comments	Begin Date	End Date	Vendor	Contract Type	New (Y/N) Contract #	Qty	Unit Cost	Requested Budget	Tentative Budget
2370 Fund		Flood Control Fund									
2961 Department: Flood Control 296121 Division: Seawall Maintenance											
5426100	00	Equipment Rentals	10/01/2022	09/30/2023	BIDCON	MISCELLANEOUS	N	1	3,000	3,000	3,000
		Equipment rentals for seawall and pump station maintenance.			Bid and Contract Vendor		TBD				
Object: 5426100											
New Total:										0	0
Ongoing Total:										3,000	3,000
Object Total:										3,000	3,000
5481000	00	Welding Services	10/01/2022	09/30/2023	BIDCON	MISCELLANEOUS	N	1	1,000	1,000	1,000
		Cylinder, acetylene, and oxygen rentals for welding equipment.			Bid and Contract Vendor		TBD				
5481000	00	Waste Services	10/01/2022	09/30/2023	BIDCON	MISCELLANEOUS	N	1	1,200	1,200	1,200
		Dumpster waste services at 2601 Loop 197 S, TCPS.			Bid and Contract Vendor		TBD				
5481000	00	Litter & Debris Removal	10/01/2022	09/30/2023	409465	MISCELLANEOUS	N	1	14,870	14,870	14,870
		Post holiday litter and debris removal for Skyline Dr. in Texas City.			WORKQUEST FKA TIBH		TBD				
5481000	00	Electrical Services	10/01/2022	09/30/2023	BIDCON	MISCELLANEOUS	N	1	15,000	15,000	15,000
		Electrical repairs and services for Seawall Maintenance facilities.			Bid and Contract Vendor		TBD				

**Galveston County, Texas
Tentative Budget
Fiscal Year 2023 Contracts**

Object	Pri	Description/Comments	Begin Date	End Date	Vendor	Contract Type	New (Y/N) Contract #	Qty	Unit Cost	Requested Budget	Tentative Budget
2370 Fund		Flood Control Fund									
2961 Department: Flood Control 296121 Division: Seawall Maintenance											
5481000	00	Portable Toilet Rentals	10/01/2022	09/30/2023	BIDCON	MISCELLANEOUS	N	1	3,029	3,029	3,029
		Portable toilet rentals for Seawall Maintenance facilities			Bid and Contract Vendor		TBD				
5481000	00	Dept. of the Interior	10/01/2022	09/30/2023	720049	MISCELLANEOUS	N	1	35,200	35,200	35,200
		Joint funding agreement with the United States Geological Survey for operation and maintenance of water level instrumentation of the Texas City and La Marque pump stations and the Moses Lake Tide Gate.			USGS NATIONAL CENTER MS		TBD				
5481000	00	Underwater Inspections	10/01/2022	09/30/2023	BIDCON	MISCELLANEOUS	N	1	8,700	8,700	8,700
		Underwater inspections of low flow bays and gates at the Texas City and La Marque pump stations and the Moses Lake Tide Gate.			Bid and Contract Vendor		TBD				
Object: 5481000											
New Total:										0	0
Ongoing Total:										79,000	79,000
Object Total:										79,000	79,000
Division: 296121											
New Total:										0	0
Ongoing Total:										82,000	82,000
Division Total:										82,000	82,000

**Galveston County, Texas
Tentative Budget**

Fiscal Year 2023 Contracts

Object	Pri	Description/Comments	Begin Date	End Date	Vendor	Contract Type	New (Y/N) Contract # Qty	Unit Cost	Requested Budget	Tentative Budget
--------	-----	----------------------	------------	----------	--------	---------------	-----------------------------	--------------	---------------------	---------------------

2370 Fund Flood Control Fund

2961 Department: Flood Control
296121 Division: Seawall Maintenance

Fund 2370		
New Total:	0	0
OngoingTotal:	86,200	86,200
Fund	86,200	86,200

**Galveston County, Texas
Tentative Budget
Fiscal Year 2023 Contracts**

Object	Pri	Description/Comments	Begin Date	End Date	Vendor	Contract Type	New (Y/N) Contract #	Qty	Unit Cost	Requested Budget	Tentative Budget
2410 Fund		Mosquito Control District Fund									
4111 Department: Mosquito Control District 411100 Division: Mosquito Control District											
5419301	01	Software Maintenance Contract	10/01/2022	09/30/2023	718974	SOFTWARE	Y	1	10,500	10,500	10,500
		Annual software maintenance contract for our spray system and larvaciding tablets. Used for spraying and larvaciding mosquitos for the public health of county citizens.			Frontier Precision Inc		TBD				
5419301	01	Software Maintenance	10/01/2022	09/30/2023	710007	SOFTWARE	N	1	2,000	2,000	2,000
		Software maintenance and license for ArcGIS desktop basic single use license			ENVIRONMENTAL SYSTEMS		TBD				
Object: 5419301											
New Total:										10,500	10,500
Ongoing Total:										2,000	2,000
Object Total:										12,500	12,500
Division: 411100											
New Total:										10,500	10,500
Ongoing Total:										2,000	2,000
Division Total:										12,500	12,500

**Galveston County, Texas
Tentative Budget
Fiscal Year 2023 Contracts**

Object	Pri	Description/Comments	Begin Date	End Date	Vendor	Contract Type	New (Y/N) Contract #	Qty	Unit Cost	Requested Budget	Tentative Budget
--------	-----	----------------------	------------	----------	--------	---------------	-------------------------	-----	--------------	---------------------	---------------------

2410 Fund Mosquito Control District Fund

4111 Department: Mosquito Control District
411100 Division: Mosquito Control District

Fund 2410		
New Total:	10,500	10,500
OngoingTotal:	2,000	2,000
Fund	12,500	12,500

**Galveston County, Texas
Tentative Budget
Fiscal Year 2023 Contracts**

Object	Pri	Description/Comments	Begin Date	End Date	Vendor	Contract Type	New (Y/N) Contract #	Qty	Unit Cost	Requested Budget	Tentative Budget
2601 Fund		Beach & Parks Fund									
5220 Department: Beach and Parks Department 522042 Division: Beach Maintenance											
5426100		Port-o-lets Services	10/01/2022	09/30/2023	721271	MISCELLANEOUS	N	1	140,000	140,000	140,000
		Portolet service for Bolivar Beaches. Increase requested because of the pricing of portolets going up, adding additional portolets during peak times and increasing the frequency of cleanings during peak times.			UNITED SITE SERVICES OF		CM20353				
Object: 5426100											
New Total:										0	0
Ongoing Total:										140,000	140,000
Object Total:										140,000	140,000
5481000		Litter Pickup Service	10/01/2022	09/30/2023	409465	MISCELLANEOUS	N	1	35,000	35,000	35,000
		Contract for litter pickup on the beach during peak times.			WORKQUEST FKA TIBH		CM12120				
5481000		Restroom Cleanings	10/01/2022	09/30/2023	713428	MISCELLANEOUS	N	1	30,000	30,000	30,000
		Cleaning services for the 3 mobile restrooms used March through October and the beach pavilion year round. ABM has increased their prices.			ABM JANITORIAL SERVICES -		CM16162				
5481000		Restroom Supplies	10/01/2022	09/30/2023	402386	MISCELLANEOUS	N	1	20,000	20,000	20,000
		Supplies for 3 mobile restrooms and beach pavilion.			KLEEN JANITORIAL SUPPLY		CM18092				

**Galveston County, Texas
Tentative Budget
Fiscal Year 2023 Contracts**

Object	Pri	Description/Comments	Begin Date	End Date	Vendor	Contract Type	New (Y/N) Contract #	Qty	Unit Cost	Requested Budget	Tentative Budget
2601 Fund		Beach & Parks Fund									
5220 Department: Beach and Parks Department 522042 Division: Beach Maintenance											
5481000		Beach Norishment	10/01/2022	09/30/2023	BIDCON	MISCELLANEOUS	Y	1	22,000	22,000	22,000
					Bid and Contract Vendor		TBD				
5481000		Dumpster Service	10/01/2022	09/30/2023	705136	MISCELLANEOUS	N	1	75,000	75,000	75,000
		Contract to provide extra dumpsters on busy/heavy weekends. Prices have increased.			PENINSULA SANITATION		CM13306				
5481000		Miscellaneous Services	10/01/2022	09/30/2023	BIDCON	MISCELLANEOUS	Y	1	8,000	8,000	8,000
		For miscellaneous contracts that could arise with maintenance of the restroom facilities.			Bid and Contract Vendor		TBD				
5481000		Trash Barrel Pickup	10/01/2022	09/30/2023	708663	MISCELLANEOUS	N	1	195,000	195,000	195,000
		Contract to empty trash barrels on the Bolivar Beaches. New vendor prices increased significantly and we have increased the frequency of pickups based on usage of the beach.			CAMPBELL, JACK BRADLEY		CM21174A				
Object: 5481000											
New Total:										30,000	30,000
Ongoing Total:										355,000	355,000
Object Total:										385,000	385,000

**Galveston County, Texas
Tentative Budget
Fiscal Year 2023 Contracts**

Object	Pri	Description/Comments	Begin Date	End Date	Vendor	Contract Type	New (Y/N) Contract #	Qty	Unit Cost	Requested Budget	Tentative Budget
2601 Fund		Beach & Parks Fund									
5220 Department: Beach and Parks Department 522042 Division: Beach Maintenance											
5481201		Banking Fees	10/01/2022	09/30/2023	BIDCON MISCELLANEOUS		Y	1	5,000	5,000	5,000
		Contract for banking fees associated with the beach sticker program.			Bid and Contract Vendor		TBD				
Object: 5481201											
New Total:										5,000	5,000
Ongoing Total:										0	0
Object Total:										5,000	5,000
Division: 522042											
New Total:										35,000	35,000
Ongoing Total:										495,000	495,000
Division Total:										530,000	530,000
Fund 2601											
New Total:										35,000	35,000
Ongoing Total:										495,000	495,000
Fund										530,000	530,000

**Galveston County, Texas
Tentative Budget
Fiscal Year 2023 Contracts**

Object	Pri	Description/Comments	Begin Date	End Date	Vendor	Contract Type	New (Y/N) Contract #	Qty	Unit Cost	Requested Budget	Tentative Budget
6124 Fund		Workers Compensation Fund									
1550 Department: Human Resources 155020 Division: Workers' Compensation											
5411100		Administration Costs	10/01/2022	09/30/2023	BIDCON PROFESSIONAL SERVICES		N	1	50,000	50,000	50,000
					Bid and Contract Vendor		TBD				
										Object: 5411100	
										New Total:	0
										Ongoing Total:	50,000
										Object Total:	50,000
5481000		Other Contract Services	10/01/2022	09/30/2023	BIDCON PROFESSIONAL SERVICES		N	1	5,000	5,000	5,000
					Bid and Contract Vendor		TBD				
										Object: 5481000	
										New Total:	0
										Ongoing Total:	5,000
										Object Total:	5,000
										Division: 155020	
										New Total:	0
										Ongoing Total:	55,000
										Division Total:	55,000

**Galveston County, Texas
Tentative Budget
Fiscal Year 2023 Contracts**

Object	Pri	Description/Comments	Begin Date	End Date	Vendor	Contract Type	New (Y/N) Contract # Qty	Unit Cost	Requested Budget	Tentative Budget
--------	-----	----------------------	------------	----------	--------	---------------	-----------------------------	--------------	---------------------	---------------------

6124 Fund Workers Compensation Fund

1550 Department: Human Resources
155020 Division: Workers' Compensation

Fund 6124		
New Total:	0	0
OngoingTotal:	55,000	55,000
Fund	55,000	55,000
GRAND TOTAL NEW:	7,182,067	1,986,771
GRAND TOTAL ONGOING:	35,357,569	33,347,587
GRAND TOTAL:	42,539,636	35,334,358

Galveston County, Texas
Tentative Budget
Fiscal Year 2023 Capitalized Equipment

Object	Priority	Description	Units	Unit Cost	Requested Budget	Tentative Total	Comments
1101 Fund		General Fund					
1591 Department: Information Technology 159100 Division: Information Technology							
5745000	01	F5 App Security & Load Balance	1	160,000	160,000	160,000	
5745000	01	Palo Alto	1	10,000	10,000	10,000	
5745000	01	UPS Data Center	1	20,000	20,000	20,000	
5745000	01	Network Equipment Replenish	1	200,000	200,000	200,000	
5745000	01	Plotter for Engineer	1	5,500	5,500	5,500	
5745000	01	Smartboard	1	10,000	10,000	10,000	
Division Total:					405,500	405,500	

Galveston County, Texas
Tentative Budget
Fiscal Year 2023 Capitalized Equipment

Object	Priority	Description	Units	Unit Cost	Requested Budget	Tentative Total	Comments
1101 Fund		General Fund					
1591 Department: Information Technology 159106 Division: Desktop Refresh							
5745000		Rugged laptops for the SO	1	110,000	110,000	110,000	
				Division Total:	110,000	110,000	

Galveston County, Texas
Tentative Budget
Fiscal Year 2023 Capitalized Equipment

Object	Priority	Description	Units	Unit Cost	Requested Budget	Tentative Total	Comments
1101 Fund		General Fund					
1701 Department: Facilities Services 170100 Division: Facilities Srvs & Maintenance							
5741000		Equipment	1	10,000	10,000	10,000	
					10,000	10,000	

Galveston County, Texas
Tentative Budget
Fiscal Year 2023 Capitalized Equipment

Object	Priority	Description	Units	Unit Cost	Requested Budget	Tentative Total	Comments
1101 Fund		General Fund					
1721 Department: Fleet Management 172111 Division: Fleet Mgmt - Galveston							
5741000	00	Tire Changer	1	10,000	10,000	10,000	Used to mount small tires in new Dickinson shop facility.
			Division Total:		10,000	10,000	

Galveston County, Texas
Tentative Budget
Fiscal Year 2023 Capitalized Equipment

Object	Priority	Description	Units	Unit Cost	Requested Budget	Tentative Total	Comments
1101 Fund		General Fund					
2111 Department: Sheriff's Dept 211131 Division: Identification Division							
5741000		Equipment	1	11,073	11,073	11,073	
			Division Total:		11,073	11,073	

Galveston County, Texas
Tentative Budget
Fiscal Year 2023 Capitalized Equipment

Object	Priority	Description	Units	Unit Cost	Requested Budget	Tentative Total	Comments
1101 Fund		General Fund					
2111 Department: Sheriff's Dept 211143 Division: Patrol Division							
5741000	00	Video Systems	15	5,500	82,500	82,500	In Vehicle Video systems to complete the installation of wireless 4RE systems in the current vehicle fleet
5741000	00	Video Systems	18	6,000	108,000	0	In Vehicle Video systems to complete the installation of wireless 4RE systems in the current vehicle fleet
Division Total:					190,500	82,500	

Galveston County, Texas
Tentative Budget
Fiscal Year 2023 Capitalized Equipment

Object	Priority	Description	Units	Unit Cost	Requested Budget	Tentative Total	Comments
1101 Fund		General Fund					
2111 Department: Sheriff's Dept 211171 Division: Communications-Sheriff							
5741000		Equipment	1	39,503	39,503	39,503	
				Division Total:	39,503	39,503	

Galveston County, Texas
Tentative Budget
Fiscal Year 2023 Capitalized Equipment

Object	Priority	Description	Units	Unit Cost	Requested Budget	Tentative Total	Comments
1101 Fund		General Fund					
5220 Department: Beach and Parks Department 522020 Division: Parks							
5730000	00	Security Cameras	10	7,000	70,000	70,000	This is year 2 of a 4 year capital improvement plan to get cameras in all parks and all facilities. Safety and security in County Parks is very important and with vandalism on the rise, we cameras. We will need 40 cameras total. 8 have been purchased and installed.
5730000	00	Commercial Grade Refrigerator	1	6,000	6,000	6,000	Commercial grade refrigerator for Walter Hall Park banquet hall.
			Division Total:		76,000	76,000	
			Fund		852,576	744,576	

Galveston County, Texas
Tentative Budget
Fiscal Year 2023 Capitalized Equipment

Object	Priority	Description	Units	Unit Cost	Requested Budget	Tentative Total	Comments
2102 Fund		Co Clerk Rec Mgt & Pres Fund					
1140 Department: County Clerk 114020 Division: Co Clerk Rec Mgmt & Pres. Fnd							
5750000	01	Map Printers	2	15,000	30,000	30,000	Two map printers- one for each branch. Includes hardware, training and software.
			Division Total:		30,000	30,000	
			Fund		30,000	30,000	

Galveston County, Texas
Tentative Budget
Fiscal Year 2023 Capitalized Equipment

Object	Priority	Description	Units	Unit Cost	Requested Budget	Tentative Total	Comments
2301 Fund		Road & Bridge Fund					
1721 Department: Fleet Management 172111 Division: Fleet Mgmt - Galveston							
5741000	00	7000lb Forklift	1	54,000	54,000	54,000	New purchase for the new Road & Bridge Dickinson facility, will relocate current forklift to Crystal Beach Facility.
5741000	00	H/D Tire Changer	1	21,000	21,000	21,000	New purchase to implement at new Dickinson Fleet facility to mount heavy duty tires in house.
5741000	00	H/D Tire Balancer	1	25,500	25,500	25,500	New purchase to implement at new Dickinson Fleet facility to balance heavy duty tires in house.
Division Total:					100,500	100,500	

Galveston County, Texas
Tentative Budget
Fiscal Year 2023 Capitalized Equipment

Object	Priority	Description	Units	Unit Cost	Requested Budget	Tentative Total	Comments
2301 Fund Road & Bridge Fund							
3121 Department: Road Department 312120 Division: F.M. Lateral Road							
5741000	00	Zero Turn Mower	1	7,305	7,305	7,305	Zero turn mower to mow at the new Road and Bridge facility.
5741000	00	Soil Density Gauge	1	10,133	10,133	10,133	To verify compaction and density in reclaimed roads in order to comply with Road & Bridge fall depth reclamation best practices.
5741000	00	Forks	1	10,032	10,032	10,032	Forks attachment for loader
5742000	00	RM400 Road Reclaimer	1	615,000	615,000	615,000	Road Reclaimer replaces 5901
			Division Total:		642,470	642,470	
			Fund		742,970	742,970	

Galveston County, Texas
Tentative Budget
Fiscal Year 2023 Capitalized Equipment

Object	Priority	Description	Units	Unit Cost	Requested Budget	Tentative Total	Comments
2370 Fund		Flood Control Fund					
2961 Department: Flood Control 296100 Division: Flood Control							
5741000	00	GL422ZN Grade Laser	1	6,300	6,300	6,300	Upgraded laser that is better equipped for drainage projects.
5742000	00	Skid Steer	1	128,000	128,000	128,000	New Skid Steer for road maintenance.
5742000	00	Roadwidener	1	66,743	66,743	66,743	Roadwidener Off-set vibratory roller to help continue exceptional road maintenance.
5742000	00	Vibratory Roller	1	57,371	57,371	57,371	Vibratory Roller to help continue exceptional road maintenance.
5742000	00	Slope Mower	1	154,125	154,125	154,125	Slope mower to replace 712
Division Total:					412,539	412,539	
Fund					412,539	412,539	

Galveston County, Texas
Tentative Budget
Fiscal Year 2023 Capitalized Equipment

Object	Priority	Description	Units	Unit Cost	Requested Budget	Tentative Total	Comments
2410 Fund		Mosquito Control District Fund					
4111 Department: Mosquito Control District 411100 Division: Mosquito Control District							
5741000	01	Tire Balancer	1	11,000	11,000	11,000	Current tire balancer old, not in good working condition and is non repairable due to parts unavailable.
			Division Total:		11,000	11,000	
			Fund		11,000	11,000	

Galveston County, Texas
Tentative Budget
Fiscal Year 2023 Capitalized Equipment

Object	Priority	Description	Units	Unit Cost	Requested Budget	Tentative Total	Comments
2601 Fund		Beach & Parks Fund					
5220 Department: Beach and Parks Department 522042 Division: Beach Maintenance							
5742000		Beach Tractor	1	120,000	120,000	120,000	Tractor for beach maintenance.
			Division Total:		120,000	120,000	
			Fund		120,000	120,000	
			GRAND TOTAL:		2,169,085	2,061,085	

Galveston County, Texas
Tentative Budget
Fiscal Year 2023 Non-Capitalized Equipment

Object	Priority	Description	Units	Unit Cost	Requested Budget	Tentative Total	Comments
1101 Fund		General Fund					
1231 Department: Justice Court Pct #1 123111 Division: Justice Court Pct 1							
5310001	00	Office Chairs	7	550	3,850	3,850	7 new office chairs
5310001	00	Electric 2-Hole Punch	2	150	300	300	
Division Total:					4,150	4,150	

Galveston County, Texas
Tentative Budget
Fiscal Year 2023 Non-Capitalized Equipment

Object	Priority	Description	Units	Unit Cost	Requested Budget	Tentative Total	Comments
1101 Fund		General Fund					
1234 Department: Justice Court Pct #4 123401 Division: Justice Court Pct 4							
5310001	00	Rapid Print Date Stamp Machine	1	1,000	1,000	1,000	To replace current rapid print date stamp machine
		Division Total:			1,000	1,000	

Galveston County, Texas
Tentative Budget
Fiscal Year 2023 Non-Capitalized Equipment

Object	Priority	Description	Units	Unit Cost	Requested Budget	Tentative Total	Comments
1101 Fund		General Fund					
1261 Department: District Clerk 126100 Division: District Clerk							
5310001	00	Color Photo Printer	2	650	1,300	1,300	Color Printer to Process Passport Photos
5310001	00	Digital Camera	1	350	350	350	Digital Camera to Process passport Photo's
5310001	00	File Mark	1	1,000	1,000	1,000	Electronic File Mark to Process / Certify Documents
5310001	00	Pneumatic Task Chairs	5	150	750	750	Replacement Chairs
5310001	00	Executive Chairs	2	300	600	600	Replacement Executive Chairs
5310001	00	Document Scanners	1	1,200	1,200	1,200	Document Scanner
5310001	00	Signature Plate	1	150	150	150	Elected Signature Plate for File Mark
5310001	00	Signature Plate	1	150	150	150	Elected Signature Plate for File Mark
5310001	00	FILED Plate	1	50	50	50	FILED Plate for the File Mark
5310001	00	FILED Plate	10	1,600	16,000	0	FILED Plate for the File Mark
5310001	00	Docking Stations	1	200	2,000	200	Docking Stations for the lap tops
5310001	00	24" Monitor	2	225	450	450	24" Monitors
Division Total:					24,000	6,200	

Galveston County, Texas
Tentative Budget
Fiscal Year 2023 Non-Capitalized Equipment

Object	Priority	Description	Units	Unit Cost	Requested Budget	Tentative Total	Comments
1101 Fund		General Fund					
1293 Department: Personal Bond Office 129300 Division: Personal Bond Office							
5310001		24" Monitor	1	2,000	2,000	0	24" Monitors
Division Total:					2,000	0	

Galveston County, Texas
Tentative Budget
Fiscal Year 2023 Non-Capitalized Equipment

Object	Priority	Description	Units	Unit Cost	Requested Budget	Tentative Total	Comments
1101 Fund		General Fund					
1294 Department: Magistrates 129400 Division: Magistrates							
5310001	00	Laptop, Dock, Monitor, Access	1	2,000	2,000	2,000	
					2,000	2,000	

Galveston County, Texas
Tentative Budget
Fiscal Year 2023 Non-Capitalized Equipment

Object	Priority	Description	Units	Unit Cost	Requested Budget	Tentative Total	Comments
1101 Fund		General Fund					
1513 Department: County Auditor 151300 Division: County Auditor							
5310001		FY22 Adopted Budget Misc. Eqpt	1	4,300	4,700	4,300	Budget from FY22 Amended/Adopted Budget.
5310001		FY22 Adopted Budget Misc. Eqpt	1	4,700	4,700	0	Budget from FY22 Amended/Adopted Budget.
Division Total:					9,400	4,300	

Galveston County, Texas
Tentative Budget
Fiscal Year 2023 Non-Capitalized Equipment

Object	Priority	Description	Units	Unit Cost	Requested Budget	Tentative Total	Comments
1101 Fund		General Fund					
1514 Department: Dir of Finance/Admin/Budget Of 151400 Division: Professional Services							
5310001		Conference Chairs	6	250	1,500	1,500	
5310001		Equip. for Video Conference	1	4,000	4,000	4,000	
5310001		Conference TV	1	700	700	700	
			Division Total:		6,200	6,200	

Galveston County, Texas
Tentative Budget
Fiscal Year 2023 Non-Capitalized Equipment

Object	Priority	Description	Units	Unit Cost	Requested Budget	Tentative Total	Comments
1101 Fund		General Fund					
1515 Department: County Tax Assessor Collector 151500 Division: Tax Assessor/Collector Admin							
5310001	0	Extraordinary Supplies	12	158	1,896	1,896	12 Chairs for Tax Office
5310001	0	Extraordinary Supplies	2	199	398	398	Shredders
Division Total:					2,294	2,294	

Galveston County, Texas
Tentative Budget
Fiscal Year 2023 Non-Capitalized Equipment

Object	Priority	Description	Units	Unit Cost	Requested Budget	Tentative Total	Comments
1101 Fund		General Fund					
1519 Department: Grant Administration 151900 Division: Grant Administration							
5310001		Extraordinary Supplies	4	4,950	19,800		0 Shredders
			Division Total:		19,800	0	

Galveston County, Texas
Tentative Budget
Fiscal Year 2023 Non-Capitalized Equipment

Object	Priority	Description	Units	Unit Cost	Requested Budget	Tentative Total	Comments
1101 Fund		General Fund					
1591 Department: Information Technology 159100 Division: Information Technology							
5310001	01	Home Depot	1	1,000	1,000	1,000	
5310001	01	Project Refresh	4	1,000	4,000	4,000	
5310001	01	SO Lab Sound	3	1,000	3,000	3,000	
5310001	01	General Supplies	45	1,000	45,000	45,000	
5310001	01	Network Supplies	25	1,000	25,000	25,000	
5310001	01	VoIP Phone Refresh Yr 1 of 5	100	1,000	100,000	100,000	
5310001	01	In car modems for SO	82	1,000	82,000	82,000	
5310001	01	Biometric Timeclock	2	1,750	3,500	3,500	
5310001	01	Security Cameras	10	1,000	10,000	10,000	
5310001	01	Zebra Printers	2	900	1,800	1,800	
5310001	01	Fujitsu 7030	3	500	1,500	1,500	
5310001	01	Pitney Bowes Supplies	3	500	1,500	1,500	
5310001	01	Amazon	2	1,000	2,000	2,000	

Galveston County, Texas
Tentative Budget
Fiscal Year 2023 Non-Capitalized Equipment

Object	Priority	Description	Units	Unit Cost	Requested Budget	Tentative Total	Comments
1101 Fund		General Fund					
1591 Department: Information Technology 159100 Division: Information Technology							
5310001	01	Logitech Rally	30	1,000	30,000	30,000	
5310001	01	Conference Table and Chairs	10	1,000	10,000	10,000	
5310001	01	Desks	3	1,000	3,000	3,000	
Division Total:					323,300	323,300	

Galveston County, Texas
Tentative Budget
Fiscal Year 2023 Non-Capitalized Equipment

Object	Priority	Description	Units	Unit Cost	Requested Budget	Tentative Total	Comments
1101 Fund		General Fund					
1591 Department: Information Technology 159106 Division: Desktop Refresh							
5310001	01	Computer Refresh	1,000	400	400,000	400,000	
					Division Total:	400,000	400,000

Galveston County, Texas
Tentative Budget
Fiscal Year 2023 Non-Capitalized Equipment

Object	Priority	Description	Units	Unit Cost	Requested Budget	Tentative Total	Comments
1101 Fund		General Fund					
1701 Department: Facilities Services 170100 Division: Facilities Srvs & Maintenance							
5310001		Extraordinary Supplies	1	600	600	600	
			Division Total:		600	600	

Galveston County, Texas
Tentative Budget
Fiscal Year 2023 Non-Capitalized Equipment

Object	Priority	Description	Units	Unit Cost	Requested Budget	Tentative Total	Comments
1101 Fund		General Fund					
2111 Department: Sheriff's Dept 211101 Division: Administration Sheriff							
5310001	00	Replace old office furniture	10	480	4,800	4,800	
5310001	00	Replace File Cabinet	10	345	3,450	3,450	
Division Total:					8,250	8,250	

Galveston County, Texas
Tentative Budget
Fiscal Year 2023 Non-Capitalized Equipment

Object	Priority	Description	Units	Unit Cost	Requested Budget	Tentative Total	Comments
1101 Fund		General Fund					
2111 Department: Sheriff's Dept 211121 Division: Criminal Investigation							
5310001	00	FLOC Cameras	5	3,250	16,250	16,250	Surveillance Camera's
5310001	00	Tasers	2	3,500	7,000	7,000	Replacement Tasers
Division Total:					23,250	23,250	

Galveston County, Texas
Tentative Budget
Fiscal Year 2023 Non-Capitalized Equipment

Object	Priority	Description	Units	Unit Cost	Requested Budget	Tentative Total	Comments
1101 Fund		General Fund					
2111 Department: Sheriff's Dept 211131 Division: Identification Division							
5310001	00	Extraordinary Supplies	5	300	1,500	1,500	5 office chairs to replace worn chairs
			Division Total:		1,500	1,500	

Galveston County, Texas
Tentative Budget
Fiscal Year 2023 Non-Capitalized Equipment

Object	Priority	Description	Units	Unit Cost	Requested Budget	Tentative Total	Comments
1101 Fund		General Fund					
2111 Department: Sheriff's Dept 211132 Division: M.H.M.R. - Sheriff							
5310001	00	Pepper Ball Guns	2	1,625	3,250	3,250	
5310001	00	Replace old office chairs	2	250	500	500	
5310001	00	Physical Restraint	4	1,700	6,800	6,800	Physical restraint device for combative prisoners
Division Total:					10,550	10,550	

Galveston County, Texas
Tentative Budget
Fiscal Year 2023 Non-Capitalized Equipment

Object	Priority	Description	Units	Unit Cost	Requested Budget	Tentative Total	Comments
1101 Fund		General Fund					
2111 Department: Sheriff's Dept 211133 Division: Corrections-Sheriff							
5310001	00	chairs	22	365	8,030	8,030	Chairs
5310001	00	Large Chairs for deputies	10	329	3,290	3,290	Large chairs for deputies
5310001	00	Conference Room chairs	12	600	7,200	7,200	Conference room chairs
Division Total:					18,520	18,520	

Galveston County, Texas
Tentative Budget
Fiscal Year 2023 Non-Capitalized Equipment

Object	Priority	Description	Units	Unit Cost	Requested Budget	Tentative Total	Comments
1101 Fund		General Fund					
2111 Department: Sheriff's Dept 211143 Division: Patrol Division							
5310001	00	Mounted Radar Units	4	2,250	9,000	9,000	Mounted Radar Units to replace outdated units and upgrade current technology
5310001	00	Stop Sticks	3	1,000	3,000	3,000	Replace old and damaged units and upgrading to current technology
5310001	00	Tasers	7	2,600	18,200	18,200	Transition to Model 7 replacing X26P
5310001	00	Docking Station	3	1,500	4,500	4,500	Charging - Uploading Docking Stations for Tasers at the Bacliff, Galveston and Crystal Beach Offices
5310001	00	Shotguns	4	500	2,000	2,000	Less than lethal shotguns for Patrol Supervisors
5310001	00	Pepper Ball Pistols	3	600	1,800	1,800	Pepper Ball pistol for patrol staff to utilize as intermediate weapons
5310001	00	Breath Test Devices	2	500	1,000	1,000	Portable breath test devices
5310001	00	Office Chairs	10	300	3,000	3,000	Replace old office chairs at the Bacliff Substation conference and squad rooms

Galveston County, Texas
Tentative Budget
Fiscal Year 2023 Non-Capitalized Equipment

Object	Priority	Description	Units	Unit Cost	Requested Budget	Tentative Total	Comments
1101 Fund		General Fund					
2111 Department: Sheriff's Dept 211143 Division: Patrol Division							
5310001	00	Office Chairs	80	800	64,000		0 Replace old office chairs at the Bacliff Substation conference and squad rooms
5419301	00	Software Licensing and Maint	1	1,500	1,500	1,500	Reserve Scheduling Software
Division Total:					108,000	44,000	

Galveston County, Texas
Tentative Budget
Fiscal Year 2023 Non-Capitalized Equipment

Object	Priority	Description	Units	Unit Cost	Requested Budget	Tentative Total	Comments
1101 Fund		General Fund					
2111 Department: Sheriff's Dept 211150 Division: Warrant's - Sheriff's							
5310001	00	Chairs	9	300	2,700	2,700	Replace old office chairs
5310001	00	Tasers	3	2,400	7,200	7,200	Replace and update outdated equipment
Division Total:					9,900	9,900	

Galveston County, Texas
Tentative Budget
Fiscal Year 2023 Non-Capitalized Equipment

Object	Priority	Description	Units	Unit Cost	Requested Budget	Tentative Total	Comments
1101 Fund		General Fund					
2111 Department: Sheriff's Dept 211171 Division: Communications-Sheriff							
5310001	00	Chairs	2	1,500	3,000	3,000	To replace old dispatcher chairs
			Division Total:		3,000	3,000	

Galveston County, Texas
Tentative Budget
Fiscal Year 2023 Non-Capitalized Equipment

Object	Priority	Description	Units	Unit Cost	Requested Budget	Tentative Total	Comments
1101 Fund		General Fund					
2234 Department: Constable Pct #2 223400 Division: Constable Pct #2							
5310001	00	Chairs	3	500	1,500	1,500	3 DESK CHAIRS AT \$500.00 EACH
			Division Total:		1,500	1,500	

Galveston County, Texas
Tentative Budget
Fiscal Year 2023 Non-Capitalized Equipment

Object	Priority	Description	Units	Unit Cost	Requested Budget	Tentative Total	Comments
1101 Fund		General Fund					
2238 Department: Constable Pct #4 223800 Division: Constable Pct #4							
5310001	00	Label Printer	2	200	400	400	Quantity of 2 - to be shared amongst deputies for address label printing
5310001	00	Taser Cartridges	50	67	3,350	3,350	Live and training cartridges for Taser X26P, quantity 50 each, to replace cartridges due to expire in 2022/2023.
5310001	00	Taser Batteries	9	83	747	747	XPPM battery for Taser X26P, quantity of 9
5310001	00	Vehicle Lockout Kits	2	82	164	164	Vehicle lock out kit, quantity of 2
5310001	00	Fire Extinguisher	2	62	125	125	Class ABC fire extinguisher with vehicle mount bracket, quantity of 2
5310001	00	Practice and Training Ammo	1	3,724	3,724	3,724	Ammunition for training and state-mandated annual firearms qualification/proficiency
5310001	00	Byrna Projectiles	10	340	3,400	3,400	10 ea Max Projectiles qty 25 and 25 Training qt 95
5310001	00	Handheld Lidar Units	2	2,150	4,300	4,300	2 of the same units being sent to border

Galveston County, Texas
Tentative Budget
Fiscal Year 2023 Non-Capitalized Equipment

Object	Priority	Description	Units	Unit Cost	Requested Budget	Tentative Total	Comments
1101 Fund		General Fund					
2238 Department: Constable Pct #4 223800 Division: Constable Pct #4							
5310001	00	Office First Aid Kit	1	112	112		112 Rapid Care First Aid 80094 3 Shelf ANSI/OSHA Compliant All Purpose First Aid Cabinet, Wall Mountable
5310001	00	Vehicle First Aid Kits	7	17	125		125 First Aid Only All-Purpose Essentials Soft-Sided First Aid Kit, Blue, 298 Pieces
Division Total:					16,448	16,448	

Galveston County, Texas
Tentative Budget
Fiscal Year 2023 Non-Capitalized Equipment

Object	Priority	Description	Units	Unit Cost	Requested Budget	Tentative Total	Comments
1101 Fund		General Fund					
2910 Department: Emergency Management 291010 Division: Emergency Management							
5310001	00	WATER PALLETS	2	200	400	400	
5310001	00	AIR MONITOR ACCESSORIES	1	2,000	2,000	2,000	
5310001	00	PROJECTOR & SCREENS	2	1,100	2,200	2,200	
5310001	00	PUBLIC SAFETY RADIO PARTS	1	4,000	4,000	4,000	
Division Total:					8,600	8,600	

Galveston County, Texas
Tentative Budget
Fiscal Year 2023 Non-Capitalized Equipment

Object	Priority	Description	Units	Unit Cost	Requested Budget	Tentative Total	Comments
1101 Fund		General Fund					
2930 Department: Nuisance Abatement 293010 Division: Nuisance Abatement							
5310001	00	Extraordinary Supplies	1	1,595	1,595	1,595	
5310001	00	PUBLIC SAFETY RADIO PARTS	1	4,000	4,000	4,000	
5419301	00	Adobe	1	205	205	205	
Division Total:					5,800	5,800	

Galveston County, Texas
Tentative Budget
Fiscal Year 2023 Non-Capitalized Equipment

Object	Priority	Description	Units	Unit Cost	Requested Budget	Tentative Total	Comments
1101 Fund		General Fund					
4511 Department: Senior Citizens 451110 Division: Senior Citizens Program							
5310001	00	Handicap Door Hardware	1	2,500	2,500	2,500	Requesting to purchase the hardware to install a automatic handicap door at the Bayside Community Center.
5310001	00	Office Chairs	2	250	500	500	2 new office chairs for Bayside Community Center offices.
5310001	00	Utility Cart	1	400	400	400	Utility cart for exercise equipment at the senior center.
5310001	00	Refrigerator	1	800	800	800	Additional refrigerator for kitchen at WJCC for rentals.
5310001	00	Water Fountain	1	2,000	2,000	2,000	New water fountain for WJCC that has the water bottle refill station.
5310001	00	Sofa	1	800	800	800	3 seat sofa for lobby of WJCC for seniors to use while waiting for rides or get on the bus.
5310001	00	Steel Cabinets	2	425	850	850	Steel lockable storage cabinets for DCC for event and programming supplies.
5310001	00	Water Heater	1	500	500	500	New water heater for DCC. Old one needs to be replaced.

Galveston County, Texas
Tentative Budget
Fiscal Year 2023 Non-Capitalized Equipment

Object	Priority	Description	Units	Unit Cost	Requested Budget	Tentative Total	Comments
1101 Fund		General Fund					
4511 Department: Senior Citizens 451110 Division: Senior Citizens Program							
5310001	00	Stove	1	950	950	950	New oven to switch out gas to electric. Continuous issues with the gas stove.
			Division Total:		9,300	9,300	

Galveston County, Texas
Tentative Budget
Fiscal Year 2023 Non-Capitalized Equipment

Object	Priority	Description	Units	Unit Cost	Requested Budget	Tentative Total	Comments
1101 Fund		General Fund					
5220 Department: Beach and Parks Department 522020 Division: Parks							
5310001		Morgan Building	1	4,500	4,500	4,500	Secured Morgan building for staff to lock up items/equipment at Bayside Park.
5310001	00	Picnic Tables	10	1,500	15,000	15,000	New picnic tables for new pavilions and replacing old tables that have deteriorated.
5310001	01	Park Benches	10	500	5,000	5,000	Continue replacing deteriorating park benches throughout County parks.
			Division Total:		24,500	24,500	
			Fund		1,043,862	935,162	

Galveston County, Texas
Tentative Budget
Fiscal Year 2023 Non-Capitalized Equipment

Object	Priority	Description	Units	Unit Cost	Requested Budget	Tentative Total	Comments
1208 Fund		County Specialty Court Fund					
1208 Department: Mental Health Court Program 120800 Division: Mental Health Court Program							
5310001		Extraordinary Supplies	1	3,000	3,000	3,000	
				Division Total:	3,000	3,000	
				Fund	3,000	3,000	

Galveston County, Texas
Tentative Budget
Fiscal Year 2023 Non-Capitalized Equipment

Object	Priority	Description	Units	Unit Cost	Requested Budget	Tentative Total	Comments
2102 Fund		Co Clerk Rec Mgt & Pres Fund					
1140 Department: County Clerk 114020 Division: Co Clerk Rec Mgmt & Pres. Fnd							
5310001	01	Computers	1	1,200	1,200	1,200	Replacement computer for the office
5310001	02	Computer Monitors	10	300	3,000	3,000	Replacement computer monitors for office
5310001	03	Laptops	3	2,000	6,000	6,000	Laptops replacing outdated laptops
5310001	04	Desktop Computer	1	3,500	3,500	3,500	Desktop computer with robust video and photo capability for FTP of data transfers
5310001	05	Printers	2	800	1,600	1,600	Printers for office
5310001	06	Office Chairs	25	170	4,250	4,250	Office Chairs
5310001	07	Scanners	5	1,000	5,000	5,000	Scanners for office
5310001	08	Dymo Label Makers	5	200	1,000	1,000	Dymo Label Makers
Division Total:					25,550	25,550	
Fund					25,550	25,550	

Galveston County, Texas
Tentative Budget
Fiscal Year 2023 Non-Capitalized Equipment

Object	Priority	Description	Units	Unit Cost	Requested Budget	Tentative Total	Comments
2301 Fund		Road & Bridge Fund					
3121 Department: Road Department 312110 Division: Administration							
5310001	00	Meeting Owl Video Conference	1	1,099	1,099	1,099	Meeting Owl for video conference.
Division Total:					1,099	1,099	

Galveston County, Texas
Tentative Budget
Fiscal Year 2023 Non-Capitalized Equipment

Object	Priority	Description	Units	Unit Cost	Requested Budget	Tentative Total	Comments
2301 Fund		Road & Bridge Fund					
3121 Department: Road Department 312120 Division: F.M. Lateral Road							
5310001	00	Walk behind mower	1	330	330	330	Walk behind mower for new facility.
			Division Total:		330	330	
			Fund		1,429	1,429	

Galveston County, Texas
Tentative Budget
Fiscal Year 2023 Non-Capitalized Equipment

Object	Priority	Description	Units	Unit Cost	Requested Budget	Tentative Total	Comments
2370 Fund Flood Control Fund							
2961 Department: Flood Control 296100 Division: Flood Control							
5310001	00	Grade Laser	1	2,960	2,960	2,960	Grade laser for drainage projects
5310001	00	Chainsaws	2	396	792	792	18" Chainsaws
5310001	00	Pole Saw	1	460	460	460	Pole Saw for sign maintenance.
			Division Total:		4,212	4,212	
			Fund		4,212	4,212	

Galveston County, Texas
Tentative Budget
Fiscal Year 2023 Non-Capitalized Equipment

Object	Priority	Description	Units	Unit Cost	Requested Budget	Tentative Total	Comments
2410 Fund		Mosquito Control District Fund					
4111 Department: Mosquito Control District 411100 Division: Mosquito Control District							
5310001	01	Mosquito Monitoring Counter 2	2	3,000	6,000	6,000	A high tech remote monitoring system with automated mosquito counting from anywhere at anytime with online software and data analysis. Helps in monitoring the mosquito counts to help with the health and safety of the county citizens.
5310001	02	Zero Turn Riding Mower	1	4,900	4,900	4,900	Mower to replace current one that requires continuous maintenance.
5310001	03	Replacement 19HP Spray Motor	1	1,600	1,600	1,600	19 HP Spray Motor for the Truck mounted spray units
Division Total:					12,500	12,500	
Fund					12,500	12,500	
GRAND TOTAL:					1,090,554	981,854	

Galveston County, Texas
Tentative Budget
Fiscal Year 2023 Projects

Object	Priority	Description/Comments	New/ On Going	Requested Budget	Tentative Budget
1101 Fund		General Fund			
5220 Department: Beach and Parks Department 522020 Division: Parks					
5730000			New	18,000	0
5730000	00		New	300,000	0
5730000	00		New	25,000	0
5730000	00		New	96,000	0
5730000	00		New	63,000	0
5730000	00		New	100,000	0
5730000	00		New	42,000	0
5730000	00		New	135,000	0
5730000	00		New	96,000	0
5730000	00		New	275,000	0

Galveston County, Texas
Tentative Budget
Fiscal Year 2023 Projects

Object	Priority	Description/Comments	New/ On Going	Requested Budget	Tentative Budget
1101	Fund	General Fund			
5220 Department: Beach and Parks Department 522020 Division: Parks					
			Division Total New:	1,150,000	0
			Division Total On Going:	0	0
			Division Total:	1,150,000	0
			Fund Total New:	1,150,000	0
			Fund Total On Going:	0	0
			Fund	1,150,000	0

Galveston County, Texas
Tentative Budget
Fiscal Year 2023 Projects

Object	Priority	Description/Comments	New/ On Going	Requested Budget	Tentative Budget
2102 Fund		Co Clerk Rec Mgt & Pres Fund			
1140 Department: County Clerk 114020 Division: Co Clerk Rec Mgmt & Pres. Fnd					
5750000	01	Odyssey Modules/Licenses Additional modules/licenses for Odyssey Case Management System	OnGoing	75,000	75,000
5750000	04	Importing Real Property Record Importing Real Property Records	OnGoing	40,000	40,000
5750000	05	Software to Search Digitized Software to search digitized Commissioner Court Records prior to 1995. Kofile already has possession of digitized records.	OnGoing	75,000	75,000
Division Total New:				0	0
Division Total On Going:				190,000	190,000
Division Total:				190,000	190,000
Fund Total New:				0	0
Fund Total On Going:				190,000	190,000
Fund				190,000	190,000
GRAND TOTAL NEW:				1,150,000	0
GRAND TOTAL ON GOING:				190,000	190,000
GRAND TOTAL:				1,340,000	190,000

Galveston County, Texas
Tentative Budget
Fiscal Year 2023 Vehicles

Object	Priority	Description	Replace	Units	Unit Cost	Requested Budget	Tentative Budget	Comments
1101	Fund	General Fund						
1140 Department: County Clerk 114030 Division: Election Expense								
5743000			N	1	120,000	120,000	0	
					Division Total:	120,000	0	

Galveston County, Texas
Tentative Budget
Fiscal Year 2023 Vehicles

Object	Priority	Description	Replace	Units	Unit Cost	Requested Budget	Tentative Budget	Comments
1101	Fund	General Fund						
1271	Department:	District Attorney						
127100	Division:	District Attorney						
5743000	00		Y	1	42,000	42,000	0	
5743000	00		Y	1	42,000	42,000	0	
5743000	00		Y	1	42,000	42,000	0	
Division Total:						126,000	0	

**Galveston County, Texas
Tentative Budget
Fiscal Year 2023 Vehicles**

Object	Priority	Description	Replace	Units	Unit Cost	Requested Budget	Tentative Budget	Comments
1101	Fund	General Fund						
1901 Department: County Engineer 190100 Division: County Engineer								
5743000			N	1	42,000	42,000	0	
				Division Total:		42,000	0	

Galveston County, Texas
Tentative Budget
Fiscal Year 2023 Vehicles

Object	Priority	Description	Replace	Units	Unit Cost	Requested Budget	Tentative Budget	Comments
1101	Fund	General Fund						
2111 Department: Sheriff's Dept 211101 Division: Administration Sheriff								
5743000			Y	1	37,500	37,500	0	
5743000			Y	1	36,500	36,500	0	
5743000			N	1	36,500	36,500	0	
5743000			N	1	36,500	36,500	0	
5743000			N	1	36,500	36,500	0	
5743000			N	1	36,500	36,500	0	
5743000			N	1	36,500	36,500	0	
5743000	1		Y	1	36,500	36,500	0	
5743000	10		Y	1	37,500	37,500	0	
5743000	11		Y	1	36,500	36,500	0	
5743000	12		Y	1	36,500	36,500	0	
5743000	13		Y	1	36,500	36,500	0	

Galveston County, Texas
Tentative Budget
Fiscal Year 2023 Vehicles

Object	Priority	Description	Replace	Units	Unit Cost	Requested Budget	Tentative Budget	Comments
1101	Fund	General Fund						
2111	Department: Sheriff's Dept							
211101	Division: Administration Sheriff							
5743000	14		Y	1	37,500	37,500	0	
5743000	2		Y	1	37,500	37,500	0	
5743000	3		Y	1	37,500	37,500	0	
5743000	4		Y	1	36,500	36,500	0	
5743000	5		Y	1	36,500	36,500	0	
5743000	6		Y	1	36,500	36,500	0	
5743000	9		Y	1	37,000	37,000	0	
Division Total:						735,500	0	

Galveston County, Texas
Tentative Budget
Fiscal Year 2023 Vehicles

Object	Priority	Description	Replace	Units	Unit Cost	Requested Budget	Tentative Budget	Comments
1101	Fund	General Fund						
2237 Department: Constable Pct #1 223700 Division: Constable Pct #1								
5743000	00		Y	1	50,000	50,000	0	
5743000	00		Y	1	50,000	50,000	0	
Division Total:						100,000	0	

Galveston County, Texas
Tentative Budget
Fiscal Year 2023 Vehicles

Object	Priority	Description	Replace	Units	Unit Cost	Requested Budget	Tentative Budget	Comments
1101	Fund	General Fund						
2238 Department: Constable Pct #4 223800 Division: Constable Pct #4								
5743000	00		Y	1	50,000	50,000	0	
5743000	00		Y	1	50,000	50,000	0	
Division Total:						100,000	0	

**Galveston County, Texas
Tentative Budget
Fiscal Year 2023 Vehicles**

Object	Priority	Description	Replace	Units	Unit Cost	Requested Budget	Tentative Budget	Comments
1101	Fund	General Fund						
2930 Department: Nuisance Abatement 293010 Division: Nuisance Abatement								
5743000	00		Y	1	45,000	45,000	0	
					Division Total:	45,000	0	
					Fund	1,268,500	0	

**Galveston County, Texas
Tentative Budget
Fiscal Year 2023 Vehicles**

Object	Priority	Description	Replace	Units	Unit Cost	Requested Budget	Tentative Budget	Comments
2301	Fund	Road & Bridge Fund						
3121 Department: Road Department 312120 Division: F.M. Lateral Road								
5743000	00	1/2 Ton 4x4 Pick Up Truck	Y	1	40,000	40,000	40,000	Pickup truck to replace 5520
Division Total:						40,000	40,000	
Fund						40,000	40,000	

**Galveston County, Texas
Tentative Budget
Fiscal Year 2023 Vehicles**

Object	Priority	Description	Replace	Units	Unit Cost	Requested Budget	Tentative Budget	Comments
2370	Fund	Flood Control Fund						
2961 Department: Flood Control 296100 Division: Flood Control								
5743000	00	Single Axle Dump Truck	Y	1	121,398	121,398	121,398	Single Axle Dump Truck replaces 5403.
Division Total:						121,398	121,398	
Fund						121,398	121,398	

**Galveston County, Texas
Tentative Budget
Fiscal Year 2023 Vehicles**

Object	Priority	Description	Replace	Units	Unit Cost	Requested Budget	Tentative Budget	Comments
2410	Fund	Mosquito Control District Fund						
4111 Department: Mosquito Control District 411100 Division: Mosquito Control District								
5743000	01	2023 Pick up Truck	Y	1	26,000	26,000	26,000	
5743000	01	2023 Pick up Truck	Y	1	26,000	26,000	26,000	
Division Total:						52,000	52,000	
Fund						52,000	52,000	

**Galveston County, Texas
Tentative Budget
Fiscal Year 2023 Vehicles**

Object	Priority	Description	Replace	Units	Unit Cost	Requested Budget	Tentative Budget	Comments
2601	Fund	Beach & Parks Fund						
5220 Department: Beach and Parks Department 522042 Division: Beach Maintenance								
5743000	00	1/2 Ton 4-Wheel Drive Truck	Y	1	55,000	55,000	55,000	Replacing 20 year old truck., unit #C0201 Requesting 1/2 ton, 4x4, extended cab truck with cruise control. power locks and power windows.
Division Total:						55,000	55,000	
Fund						55,000	55,000	
GRAND TOTAL:						1,536,898	268,398	

****Galv Cnty Production****

Position Personnel Budgeting

Model ID: 2023TB

Report Date: 09/11/2022

Org Key	Position	Salary		Group Health	Medicare	TCDRS	AUL	Total
		FTE	Grade Salary					
1101110000 General Government	003 COURT REPORTER	1.000	000 100,266	9,541	1,454	11,902	7,868	131,031
1101110000 General Government	004 FAM ASSOC JUDGE	.300	00/ 45,699	2,863	663	5,425	3,951	58,601
1101110000 General Government	106 LEGAL SVCS MGR	1.000	221 75,910	9,541	1,101	9,011	6,563	102,126
1101110000 General Government	107 DIR OF GOV REL	1.000	230 114,180	9,541	1,656	13,554	9,871	148,802
1101110000		3.300	336,055 	31,486 	4,874 	39,892 	28,253 	440,560

****Galv Cnty Production****

Position Personnel Budgeting

Model ID: 2023TB

Report Date: 09/11/2022

Org Key	Position	Salary		Group Health	Medicare	TCDRS	AUL	Total
		FTE	Grade Salary					
1101111000 County Judge	001 COUNTY JUDGE	1.000	00/ 200,160	9,541	3,112	25,469	18,549	256,831
1101111000 County Judge	002 SR EXEC ASSIST	1.000	116 58,003	9,541	842	6,885	5,015	80,286
1101111000 County Judge	003 CHIEF OF STAFF	1.000	230 123,759	9,541	1,795	14,691	10,699	160,485
1101111000 County Judge	004 SR PLCY&CNSTADV	1.000	117 60,186	9,541	873	7,145	5,204	82,949
1101111000		4.000	442,108	38,164	6,622	54,190	39,467	580,551

****Galv Cnty Production****

Position Personnel Budgeting

Model ID: 2023TB

Report Date: 09/11/2022

Org Key	Position	Salary		Group Health	Medicare	TCDRS	AUL	Total
		FTE	Grade Salary					
1101111101 County Commissioner-Pct 1 001	COMMISSIONER	1.000	00/ 125,320	9,541	2,026	16,585	12,079	165,551
1101111101 County Commissioner-Pct 1 004	PLCY CONST ADV	1.000	000 53,998	9,541	783	6,410	4,238	74,970
1101111101		2.000	179,318	19,082	2,809	22,995	16,317	240,521

****Galv Cnty Production****

Position Personnel Budgeting

Model ID: 2023TB

Report Date: 09/11/2022

Org Key	Position	Salary		Group Health	Medicare	TCDRS	AUL	Total
		FTE	Grade Salary					
1101111102 County Commissioner-Pct 2 001	COMMISSIONER	1.000	00/ 125,320	9,541	2,026	16,585	12,079	165,551
1101111102 County Commissioner-Pct 2 002	POL & CON ADV.	1.000	116 57,516	9,541	834	6,828	4,973	79,692
1101111102		2.000	182,836	19,082	2,860	23,413	17,052	245,243

****Galv Cnty Production****

Position Personnel Budgeting

Model ID: 2023TB

Report Date: 09/11/2022

Org Key	Position	Salary		Group Health	Medicare	TCDRS	AUL	Total
		FTE	Grade Salary					
1101111103 County Commissioner-Pct 3 001	COMMISSIONER	1.000	00/ 125,320	9,541	2,026	16,585	12,079	165,551
1101111103 County Commissioner-Pct 3 002	PLCY CONST ADV	1.000	116 73,966	9,541	1,073	8,780	6,395	99,755
1101111103		2.000	199,286 	19,082 	3,099 	25,365 	18,474 	265,306

****Galv Cnty Production****

Position Personnel Budgeting

Model ID: 2023TB

Report Date: 09/11/2022

Org Key	Position	Salary		Group Health	Medicare	TCDRS	AUL	Total
		FTE	Grade Salary					
1101111104 County Commissioner-Pct 4 001	COMMISSIONER	1.000	00/ 125,320	9,541	2,026	16,585	10,964	164,436
1101111104 County Commissioner-Pct 4 002	POL & CONST ADV	1.000	000 50,533	9,541	733	5,999	3,966	70,772
1101111104		2.000	175,853	19,082	2,759	22,584	14,930	235,208

****Galv Cnty Production****

Position Personnel Budgeting

Model ID: 2023TB

Report Date: 09/11/2022

Org Key	Position	Salary		Group Health	Medicare	TCDRS	AUL	Total
		FTE	Grade Salary					
110114000 County Clerk	001 COUNTY CLERK	1.000	00/ 117,260	9,541	1,701	13,919	10,138	152,559
110114000 County Clerk	002 CHIEF DEP CO CL	1.000	222 89,932	9,541	1,305	10,675	7,775	119,228
110114000 County Clerk	003 INDEXING SUPERV	1.000	115 54,528	9,541	791	6,473	4,714	76,047
110114000 County Clerk	004 ACCTNG TECH IV	1.000	115 54,799	9,541	795	6,505	4,738	76,378
110114000 County Clerk	005 SR CRT CLK CORD	1.000	115 48,589	9,541	705	5,768	3,813	68,416
110114000 County Clerk	006 RECORDING SUPER	1.000	115 59,571	9,541	864	7,072	5,150	82,198
110114000 County Clerk	007 SR CRT CLK CORD	1.000	115 50,066	9,541	726	5,943	4,329	70,605
110114000 County Clerk	008 PROBATE COURT S	1.000	114 52,710	9,541	765	6,257	4,557	73,830
110114000 County Clerk	009 VITAL REC/BBM M	1.000	115 51,505	9,541	747	6,114	4,453	72,360
110114000 County Clerk	010 DEP CNTY CLRK I	1.000	000 37,708	9,541	547	4,476	2,959	55,231
110114000 County Clerk	011 DEP CTY CLK III	1.000	108 38,071	9,541	553	4,520	2,988	55,673
110114000 County Clerk	012 CHIEF DEPUTY CO	1.000	217 70,446	9,541	1,022	8,362	6,091	95,462
110114000 County Clerk	013 CHIEF DEP CO CL	1.000	222 86,262	9,541	1,251	10,240	7,458	114,752
110114000 County Clerk	015 SR DEP CTY CLRK	1.000	110 41,245	9,541	599	4,896	3,566	59,847
110114000 County Clerk	017 SR DEP CTY CLRK	1.000	110 37,709	9,541	547	4,476	2,959	55,232
110114000 County Clerk	018 COURT CLERK COO	1.000	111 43,375	9,541	629	5,149	3,750	62,444
110114000 County Clerk	020 DEP CNTY CLRK I	1.000	106 36,302	9,541	527	4,310	3,139	53,819
110114000 County Clerk	021 DEPUTY COUNTY C	1.000	108 34,861	9,541	506	4,139	2,736	51,783
110114000 County Clerk	022 DEP CNTY CLRK I	1.000	106 35,190	9,541	511	4,178	2,762	52,182
110114000 County Clerk	023 DEP CTY CLK III	1.000	000 36,374	9,541	528	4,318	2,855	53,616
110114000 County Clerk	024 COURT CLERK COO	1.000	111 40,736	9,541	591	4,836	3,197	58,901
110114000 County Clerk	025 SR DEP CTY CLRK	1.000	110 40,195	9,541	583	4,772	3,475	58,566
110114000 County Clerk	026 SR MICRO TECH	1.000	108 34,861	9,541	506	4,139	2,736	51,783
110114000 County Clerk	030 SR DEP CTY CLRK	1.000	110 40,585	9,541	589	4,818	3,509	59,042
110114000 County Clerk	031 SR DEP CTY CLRK	1.000	110 38,071	9,541	553	4,520	2,988	55,673
110114000 County Clerk	032 DEP CTY CLRK II	1.000	107 32,574	9,541	473	3,867	2,557	49,012
110114000 County Clerk	034 ACCT TECH I	1.000	110 58,129	9,541	843	6,900	5,026	80,439
110114000 County Clerk	037 ACCT TECH II	1.000	111 42,374	9,541	615	5,030	3,326	60,886
110114000 County Clerk	041 ADMIN ASST II	1.000	113 55,281	9,541	802	6,562	4,780	76,966
110114000 County Clerk	043 DEP CNTY CLRK I	1.000	000 32,954	9,541	478	3,912	2,586	49,471
110114000 County Clerk	044 SR CRT CLK CORD	1.000	115 51,019	9,541	740	6,056	4,411	71,767
110114000 County Clerk	055 DEP CTY CLRK II	1.000	107 36,702	9,541	533	4,357	2,881	54,014
110114000 County Clerk	056 SR CRT CLK CORD	1.000	115 66,110	9,541	959	7,848	5,716	90,174
110114000 County Clerk	057 DEP CTY CLK III	1.000	000 36,376	9,541	528	4,318	2,855	53,618
110114000 County Clerk	061 SEN DEP CNTY CK	1.000	110 39,975	9,541	580	4,746	3,137	57,979

****Galv Cnty Production****

Position Personnel Budgeting

Model ID: 2023TB

Report Date: 09/11/2022

Org Key	Position	Salary		Group Health	Medicare	TCDRS	AUL	Total
		FTE	Grade Salary					
1101114000		35.000	1,722,445	333,935	24,992	204,471	144,110	2,429,953

****Galv Cnty Production****

Position Personnel Budgeting

Model ID: 2023TB

Report Date: 09/11/2022

Org Key	Position	Salary		Group Health	Medicare	TCDRS	AUL	Total
		FTE	Grade Salary					
1101114030 Election Expense	001 SYSTEM SUPPORT	1.000	113 44,912	9,541	652	5,332	3,883	64,320
1101114030 Election Expense	003 CHIEF DEP CO CL	1.000	122 69,672	9,541	1,011	8,271	6,024	94,519
1101114030 Election Expense	004 ASSIST ELE ADMN	1.000	118 56,784	9,541	824	6,741	4,909	78,799
1101114030 Election Expense	005 ELE TECH SPEC.	1.000	115 51,466	9,541	747	6,110	4,450	72,314
1101114030 Election Expense	006 ADMIN ASST I	1.000	000 36,376	9,541	528	4,318	2,855	53,618
1101114030 Election Expense	007 ELECTIONS TECH	1.000	109 40,923	9,541	594	4,858	3,538	59,454
1101114030		6.000	300,133 	57,246 	4,356 	35,630 	25,659 	423,024

****Galv Cnty Production****

Position Personnel Budgeting

Model ID: 2023TB

Report Date: 09/11/2022

Org Key	Position	Salary		Group Health	Medicare	TCDRS	AUL	Total
		FTE	Grade Salary					
1101117500 Veteran's Services	001 VETERANS SERVIC	1.000	217 63,052	9,541	915	7,485	5,451	86,444
1101117500 Veteran's Services	002 ADMIN ASST I	1.000	109 44,545	9,541	646	5,288	3,851	63,871
1101117500 Veteran's Services	003 AST VET SVC OFC	1.000	112 46,000	9,541	667	5,461	3,977	65,646
1101117500		3.000	153,597 	28,623 	2,228 	18,234 	13,279 	215,961

****Galv Cnty Production****

Position Personnel Budgeting

Model ID: 2023TB

Report Date: 09/11/2022

Org Key	Position	Salary		Group Health	Medicare	TCDRS	AUL	Total
		FTE	Grade Salary					
1101121100 10th District Court	001 JUDGE-10TH DIST	1.000	00/ 18,000	9,541	261	2,137	1,557	31,496
1101121100 10th District Court	002 COURT REPORTER-	1.000	00/ 100,266	9,541	1,454	11,902	8,668	131,831
1101121100 10th District Court	003 CRT COORDINATOR	1.000	117 63,239	9,541	917	7,507	5,467	86,671
1101121100		3.000	181,505	28,623	2,632	21,546	15,692	249,998

****Galv Cnty Production****

Position Personnel Budgeting

Model ID: 2023TB

Report Date: 09/11/2022

Org Key	Position	Salary		Group Health	Medicare	TCDRS	AUL	Total
		FTE	Grade Salary					
1101121200 56th District Court	001 JUDGE-56TH DIST	1.000	00/ 18,000	9,541	261	2,137	1,557	31,496
1101121200 56th District Court	002 COURT REPORTER-	1.000	00/ 100,266	9,541	1,454	11,902	8,668	131,831
1101121200 56th District Court	003 CRT COORDINATOR	1.000	117 58,116	9,541	843	6,899	5,025	80,424
1101121200		3.000	176,382	28,623	2,558	20,938	15,250	243,751

****Galv Cnty Production****

Position Personnel Budgeting

Model ID: 2023TB

Report Date: 09/11/2022

Org Key	Position	Salary		Group Health	Medicare	TCDRS	AUL	Total
		FTE	Grade Salary					
1101121300 122nd District Court	001 JUDGE-122ND DIS	1.000	00/ 18,000	9,541	261	2,137	1,557	31,496
1101121300 122nd District Court	002 COURT REPORTER-	1.000	00/ 100,266	9,541	1,454	11,902	8,668	131,831
1101121300 122nd District Court	003 CRT COORDINATOR	1.000	117 63,105	9,541	916	7,491	4,952	86,005
1101121300		3.000	181,371 	28,623 	2,631 	21,530 	15,177 	249,332

****Galv Cnty Production****

Position Personnel Budgeting

Model ID: 2023TB

Report Date: 09/11/2022

Org Key	Position	Salary		Group Health	Medicare	TCDRS	AUL	Total
		FTE	Grade Salary					
1101121400 212th District Court	001 JUDGE-212TH DIS	1.000	00/ 18,000	9,541	261	2,137	1,557	31,496
1101121400 212th District Court	002 COURT REPORTER-	1.000	00/ 100,266	9,541	1,454	11,902	7,868	131,031
1101121400 212th District Court	003 CRT COORDINATOR	1.000	117 61,008	9,541	885	7,242	5,275	83,951
1101121400		3.000	179,274	28,623	2,600	21,281	14,700	246,478

****Galv Cnty Production****

Position Personnel Budgeting

Model ID: 2023TB

Report Date: 09/11/2022

Org Key	Position	Salary		Group Health	Medicare	TCDRS	AUL	Total
		FTE	Grade Salary					
1101121500 306th District Court	004 FAM ASSOC JUDGE	.175	00/ 26,658	1,670	387	3,165	2,305	34,185
1101121500 306th District Court	001 JUDGE-306TH DIS	1.000	00/ 18,000	9,541	261	2,137	1,557	31,496
1101121500 306th District Court	002 COURT REPORTER-	1.000	00/ 100,266	9,541	1,454	11,902	8,668	131,831
1101121500 306th District Court	003 CRT COORDINATOR	1.000	117 61,008	9,541	885	7,242	5,275	83,951
1101121500		3.175	205,932	30,293	2,987	24,446	17,805	281,463

****Galv Cnty Production****

Position Personnel Budgeting

Model ID: 2023TB

Report Date: 09/11/2022

Org Key	Position	Salary		Group Health	Medicare	TCDRS	AUL	Total
		FTE	Grade Salary					
1101121600 405th District Crt	001 JUDGE-405TH DIS	1.000	00/ 18,000	9,541	261	2,137	1,557	31,496
1101121600 405th District Crt	002 COURT REPORTER-	1.000	00/ 100,266	9,541	1,454	11,902	8,668	131,831
1101121600 405th District Crt	003 CRT COORDINATOR	1.000	117 74,347	9,541	1,079	8,825	6,428	100,220
1101121600		3.000	192,613	28,623	2,794	22,864	16,653	263,547

****Galv Cnty Production****

Position Personnel Budgeting

Model ID: 2023TB

Report Date: 09/11/2022

Org Key	Position	Salary		Group Health	Medicare	TCDRS	AUL	Total
		FTE	Grade Salary					
1101121900 District Court Administration	004 FRIEND OF COURT	.500	00/ 9,329	0	136	0	0	9,465
1101121900 District Court Administration	001 COURT ADMINISTR	1.000	220 72,143	9,541	1,047	8,564	6,237	97,532
1101121900 District Court Administration	002 INDIG DEF S COO	1.000	112 41,973	9,541	609	4,983	3,294	60,400
1101121900 District Court Administration	003 CASE MANA SPECI	1.000	115 48,126	9,541	698	5,713	3,777	67,855
1101121900 District Court Administration	004 CASE MANA TECHN	1.000	112 45,638	9,541	662	5,418	3,946	65,205
1101121900 District Court Administration	005 JUDICIAL COMPLI	1.000	316 53,005	9,541	769	6,292	4,160	73,767
1101121900 District Court Administration	006 ADMIN ASST II	1.000	113 52,057	9,541	755	6,180	4,501	73,034
1101121900		6.500	322,271	57,246	4,676	37,150	25,915	447,258

****Galv Cnty Production****

Position Personnel Budgeting

Model ID: 2023TB

Report Date: 09/11/2022

Org Key	Position	Salary		Group Health	Medicare	TCDRS	AUL	Total
		FTE	Grade Salary					
1101122100 County Court #1	004 FAM ASSOC JUDGE	.175	00/ 26,658	1,670	387	3,165	2,305	34,185
1101122100 County Court #1	001 JUDGE-COUNTY CO	1.000	00/ 193,400	12,091	2,805	22,957	16,720	247,973
1101122100 County Court #1	002 COURT REPORTER-	1.000	00/ 100,266	9,541	1,454	11,902	8,668	131,831
1101122100 County Court #1	003 CRT COORDINATOR	1.000	117 55,712	9,541	808	6,613	4,372	77,046
1101122100		3.175	376,036	32,843	5,454	44,637	32,065	491,035

****Galv Cnty Production****

Position Personnel Budgeting

Model ID: 2023TB

Report Date: 09/11/2022

Org Key	Position	Salary		Group Health	Medicare	TCDRS	AUL	Total
		FTE	Grade Salary					
1101122200 County Court #2	004 FAM ASSOC JUDGE	.175	00/ 26,658	1,670	387	3,165	2,305	34,185
1101122200 County Court #2	001 JUDGE-COUNTY CO	1.000	00/ 191,000	12,091	2,770	22,672	16,512	245,045
1101122200 County Court #2	002 COURT REPORTER-	1.000	00/ 100,266	9,541	1,454	11,902	8,668	131,831
1101122200 County Court #2	003 CRT COORDINATOR	1.000	117 53,059	9,541	770	6,299	4,587	74,256
1101122200		3.175	370,983	32,843	5,381	44,038	32,072	485,317

****Galv Cnty Production****

Position Personnel Budgeting

Model ID: 2023TB

Report Date: 09/11/2022

Org Key	Position	Salary		Group Health	Medicare	TCDRS	AUL	Total
		FTE	Grade Salary					
1101122300 Probate Court	001 JUDGE-PROBATE	1.000	00/ 193,400	12,091	2,805	22,957	16,720	247,973
1101122300 Probate Court	002 CRT COORDINATOR	1.000	117 69,311	9,541	1,006	8,228	5,992	94,078
1101122300 Probate Court	003 COURT REPORTER-	1.000	00/ 100,266	9,541	1,454	11,902	8,668	131,831
1101122300 Probate Court	004 GUARDINVEST-PRB	1.000	119 72,875	9,541	1,064	8,708	6,342	98,530
1101122300 Probate Court	005 PROB COURT AUD	1.000	117 62,244	9,541	903	7,389	5,381	85,458
1101122300 Probate Court	006 PROBATE COURT A	1.000	119 64,793	9,541	940	7,691	5,602	88,567
1101122300		6.000	562,889 	59,796 	8,172 	66,875 	48,705 	746,437

****Galv Cnty Production****

Position Personnel Budgeting

Model ID: 2023TB

Report Date: 09/11/2022

Org Key	Position	Salary		Group Health	Medicare	TCDRS	AUL	Total
		FTE	Grade Salary					
1101122400 County Court #3	004 FAM ASSOC JUDGE	.175	00/ 26,658	1,670	387	3,165	2,305	34,185
1101122400 County Court #3	001 JUDGE-COUNTY CO	1.000	00/ 186,000	12,091	2,697	22,079	16,080	238,947
1101122400 County Court #3	002 CRT COORDINATOR	1.000	117 59,224	9,541	859	7,030	5,120	81,774
1101122400 County Court #3	003 COURT REPORTER-	1.000	00/ 100,266	9,541	1,454	11,902	8,668	131,831
1101122400		3.175	372,148	32,843	5,397	44,176	32,173	486,737

****Galv Cnty Production****

Position Personnel Budgeting

Model ID: 2023TB

Report Date: 09/11/2022

Org Key	Position	Salary		Group Health	Medicare	TCDRS	AUL	Total
		FTE	Grade Salary					
1101122900 County Court Administration	004 FRIEND OF COURT	.500	00/ 9,329	0	136	0	0	9,465
1101122900 County Court Administration	001 COURT ADMINISTR	1.000	220 75,108	9,541	1,090	8,916	6,494	101,149
1101122900 County Court Administration	002 ADMIN ASST II	1.000	113 44,912	9,541	652	5,332	3,883	64,320
1101122900		2.500	129,349	19,082	1,878	14,248	10,377	174,934

****Galv Cnty Production****

Position Personnel Budgeting

Model ID: 2023TB

Report Date: 09/11/2022

Org Key	Position	Salary		Group Health	Medicare	TCDRS	AUL	Total
		FTE	Grade Salary					
1101123111 Justice Court Pct 1	001 JUSTICE OF THE	1.000	00/ 92,560	9,541	1,404	11,486	8,365	123,356
1101123111 Justice Court Pct 1	002 CHIEF DEP CRT C	1.000	115 48,589	9,541	705	5,768	4,201	68,804
1101123111 Justice Court Pct 1	003 SR DEP CTY CLRK	1.000	110 41,542	9,541	603	4,932	3,260	59,878
1101123111 Justice Court Pct 1	004 DEP CTY CLRK II	1.000	107 32,574	9,541	473	3,867	2,557	49,012
1101123111 Justice Court Pct 1	005 DEP CTY CLK III	1.000	108 34,614	9,541	502	4,109	2,717	51,483
1101123111 Justice Court Pct 1	006 DEP CTY CLK III	1.000	108 34,696	9,541	504	4,119	2,723	51,583
1101123111 Justice Court Pct 1	007 DEP CTY CLRK II	1.000	107 33,514	9,541	486	3,979	2,630	50,150
1101123111 Justice Court Pct 1	008 DEP CTY CLRK I	1.000	106 31,918	9,541	463	3,789	2,505	48,216
1101123111		8.000	350,007	76,328	5,140	42,049	28,958	502,482

****Galv Cnty Production****

Position Personnel Budgeting

Model ID: 2023TB

Report Date: 09/11/2022

Org Key	Position	Salary		Group Health	Medicare	TCDRS	AUL	Total
		FTE	Grade Salary					
1101123201 Justice Court Pct 2	001 JUSTICE OF THE	1.000	00/ 92,560	9,541	1,425	11,664	8,495	123,685
1101123201 Justice Court Pct 2	002 CHFDEP CRT CLRK	1.000	115 51,913	9,541	753	6,163	4,488	72,858
1101123201 Justice Court Pct 2	003 DEP CTY CLK III	1.000	108 38,712	9,541	562	4,596	3,347	56,758
1101123201 Justice Court Pct 2	004 DEP CTY CLK III	1.000	108 47,028	9,541	682	5,583	4,066	66,900
1101123201 Justice Court Pct 2	005 DEP CNTY CLRK I	1.000	000 34,622	9,541	503	4,110	2,717	51,493
1101123201 Justice Court Pct 2	006 DEP CTY CLRK II	1.000	107 32,574	9,541	480	3,924	2,594	49,113
1101123201 Justice Court Pct 2	007 DEP CTY CLRK II	1.000	107 33,044	9,541	480	3,923	2,593	49,581
1101123201 Justice Court Pct 2	008 DEP CNTY CLRK I	1.000	106 31,023	0	450	3,683	2,435	37,591
1101123201		8.000	361,476 	66,787 	5,335 	43,646 	30,735 	507,979

****Galv Cnty Production****

Position Personnel Budgeting

Model ID: 2023TB

Report Date: 09/11/2022

Org Key	Position	Salary		Group Health	Medicare	TCDRS	AUL	Total
		FTE	Grade Salary					
1101123301 Justice Court Pct 3	001 JUSTICE OF THE	1.000	00/ 92,560	9,541	1,440	11,783	8,582	123,906
1101123301 Justice Court Pct 3	002 CHIEF DEP CRT C	1.000	115 55,428	9,541	804	6,580	4,792	77,145
1101123301 Justice Court Pct 3	003 SR DEP CTY CLRK	1.000	110 44,259	9,541	642	5,254	3,827	63,523
1101123301 Justice Court Pct 3	004 DEP CTY CLK III	1.000	108 41,426	9,541	601	4,918	3,582	60,068
1101123301 Justice Court Pct 3	005 SR DEP CTY CLRK	1.000	110 45,526	9,541	661	5,404	3,936	65,068
1101123301 Justice Court Pct 3	006 DEP CTY CLK III	1.000	108 41,151	9,541	597	4,885	3,558	59,732
1101123301 Justice Court Pct 3	007 DEP CTY CLK III	1.000	108 40,151	9,541	583	4,766	3,151	58,192
1101123301 Justice Court Pct 3	008 DEP CTY CLK III	1.000	108 34,203	9,541	496	4,060	2,684	50,984
1101123301 Justice Court Pct 3	009 D C CLK III -PT	1.000	108 12,826	0	186	1,523	1,007	15,542
1101123301		9.000	407,530	76,328	6,010	49,173	35,119	574,160

****Galv Cnty Production****

Position Personnel Budgeting

Model ID: 2023TB

Report Date: 09/11/2022

Org Key	Position	Salary		Group Health	Medicare	TCDRS	AUL	Total
		FTE	Grade Salary					
1101123401 Justice Court Pct 4	001 JUSTICE OF THE	1.000	00/ 92,560	9,541	1,343	10,987	8,002	122,433
1101123401 Justice Court Pct 4	002 CHIEF DEP CRT C	1.000	115 54,264	9,541	787	6,442	4,692	75,726
1101123401 Justice Court Pct 4	003 DEP CTY CLRK II	1.000	107 35,047	9,541	509	4,161	3,030	52,288
1101123401 Justice Court Pct 4	004 DEP CTY CLRK II	1.000	107 32,574	9,541	473	3,867	2,557	49,012
1101123401 Justice Court Pct 4	005 DEP CTY CLRK II	1.000	107 33,044	9,541	480	3,923	2,593	49,581
1101123401 Justice Court Pct 4	006 DEP CTY CLRK II	1.000	107 45,207	9,541	656	5,367	3,909	64,680
1101123401 Justice Court Pct 4	007 DEP CTY CLRK II	1.000	107 33,044	9,541	480	3,923	2,593	49,581
1101123401		7.000	325,740 	66,787 	4,728 	38,670 	27,376 	463,301

****Galv Cnty Production****

Position Personnel Budgeting

Model ID: 2023TB

Report Date: 09/11/2022

Org Key	Position	Salary		Group Health	Medicare	TCDRS	AUL	Total
		FTE	Grade Salary					
1101126100 District Clerk	001 DISTRICT CLERK	1.000	00/ 117,260	9,541	1,701	13,919	10,138	152,559
1101126100 District Clerk	002 CHIEF DISTR DEP	1.000	222 84,816	9,541	1,230	10,068	7,333	112,988
1101126100 District Clerk	003 ADMIN MANAGER	1.000	116 55,004	9,541	798	6,529	4,756	76,628
1101126100 District Clerk	004 SR DEP CTY CLRK	1.000	110 38,554	9,541	560	4,577	3,333	56,565
1101126100 District Clerk	005 SR DEP CTY CLRK	1.000	110 38,434	9,541	558	4,563	3,323	56,419
1101126100 District Clerk	006 DST CLK OFC SPR	1.000	115 55,004	9,541	798	6,529	4,756	76,628
1101126100 District Clerk	007 CHIEF TECHNOLOG	1.000	119 62,706	9,541	910	7,444	5,421	86,022
1101126100 District Clerk	008 SR DEP CTY CLRK	1.000	110 44,319	9,541	643	5,261	3,832	63,596
1101126100 District Clerk	009 DST CLK OFC SPR	1.000	115 63,062	9,541	915	7,486	5,452	86,456
1101126100 District Clerk	010 FAMILY/AG DATA	1.000	109 36,631	9,541	532	4,349	2,875	53,928
1101126100 District Clerk	011 TAX CLERK COORI	1.000	000 60,019	9,541	871	7,125	4,710	82,266
1101126100 District Clerk	012 DST CLK OFC SPR	1.000	115 65,972	9,541	0	7,831	5,704	89,048
1101126100 District Clerk	013 CHIEF DISTR DEP	1.000	222 86,774	9,541	1,259	10,301	7,502	115,377
1101126100 District Clerk	014 COURT CLERK COO	1.000	111 45,697	9,541	663	5,425	3,951	65,277
1101126100 District Clerk	015 DEPUTY DISTRICT	1.000	107 32,954	9,541	478	3,912	2,586	49,471
1101126100 District Clerk	016 COURT CLERK COO	1.000	111 43,828	9,541	636	5,203	3,789	62,997
1101126100 District Clerk	017 COURT CLERK COO	1.000	111 46,783	9,541	679	5,554	4,045	66,602
1101126100 District Clerk	018 SR DEP CTY CLRK	1.000	110 38,463	9,541	558	4,566	3,019	56,147
1101126100 District Clerk	019 SR DEP CTY CLRK	1.000	110 39,203	9,541	569	4,654	3,077	57,044
1101126100 District Clerk	020 SR DEP CTY CLRK	1.000	110 40,053	9,541	581	4,755	3,463	58,393
1101126100 District Clerk	021 COURT CLERK COO	1.000	111 43,233	9,541	627	5,132	3,738	62,271
1101126100 District Clerk	022 DEPUTY DISTRICT	1.000	107 33,226	9,541	482	3,944	2,608	49,801
1101126100 District Clerk	023 DEPUTY DISTRICT	1.000	107 34,519	9,541	501	4,098	2,709	51,368
1101126100 District Clerk	024 SR DEP CTY CLRK	1.000	110 40,346	9,541	586	4,790	3,488	58,751
1101126100 District Clerk	025 SR DEP CTY CLRK	1.000	110 38,797	9,541	563	4,606	3,045	56,552
1101126100 District Clerk	026 COURT CLERK COO	1.000	111 41,252	9,541	599	4,897	3,567	59,856
1101126100 District Clerk	027 CHIEF ACCNT	1.000	119 65,999	9,541	957	7,835	5,706	90,038
1101126100 District Clerk	028 DEPUTY DISTRICT	1.000	107 32,574	9,541	473	3,867	2,557	49,012
1101126100 District Clerk	029 SR DEP CTY CLRK	1.000	110 43,830	9,541	636	5,203	3,790	63,000
1101126100 District Clerk	031 COURT CLERK COO	1.000	111 41,742	9,541	606	4,955	3,609	60,453
1101126100 District Clerk	032 SR DEP CTY CLRK	1.000	110 41,145	9,541	597	4,884	3,557	59,724
1101126100 District Clerk	033 ADMIN ASST II	1.000	113 47,045	9,541	683	5,585	4,068	66,922
1101126100 District Clerk	035 DEPUTY DISTRICT	1.000	107 37,709	9,541	547	4,477	3,260	55,534
1101126100 District Clerk	037 DEPUTY DISTRICT	1.000	000 32,954	9,541	478	3,912	2,586	49,471
1101126100 District Clerk	038 CRT CLRK COORD	1.000	111 42,374	9,541	615	5,030	3,664	61,224
1101126100 District Clerk	039 ADMIN ASST II	1.000	113 52,662	9,541	764	6,251	4,553	73,771

****Galv Cnty Production****

Position Personnel Budgeting

Model ID: 2023TB

Report Date: 09/11/2022

Org Key	Position	Salary			Group Health	Medicare	TCDRS	AUL	Total
		FTE	Grade	Salary					
1101126100 District Clerk	040 DEPUTY DISTRICT	1.000	107	32,574	9,541	473	3,867	2,557	49,012
1101126100 District Clerk	041 SR DEP CTY CLRK	1.000	110	42,946	9,541	623	5,098	3,713	61,921
1101126100 District Clerk	042 SR DEP CTY CLRK	1.000	110	43,061	9,541	625	5,112	3,723	62,062
1101126100 District Clerk	043 SPEC PROJ MNGR	1.000	115	52,542	9,541	762	6,237	4,543	73,625
1101126100 District Clerk	044 DEPTY DISTR CLK	1.000	000	35,135	9,541	510	4,171	2,757	52,114
1101126100 District Clerk	045 SR DEP CTY CLRK	1.000	110	40,348	9,541	586	4,790	3,167	58,432
1101126100 District Clerk	047 SR DEP CTY CLRK	1.000	110	40,356	9,541	586	4,791	3,167	58,441
1101126100 District Clerk	093 SR CRT CLK CORD	1.000	115	56,191	9,541	815	6,670	4,858	78,075
1101126100 District Clerk	094 COURT CLERK COO	1.000	111	41,106	9,541	597	4,880	3,554	59,678
1101126100 District Clerk	095 SR DEP CTY CLRK	1.000	110	38,668	9,541	561	4,590	3,343	56,703
1101126100 District Clerk	096 DST CLK OFC SPR	1.000	115	50,190	9,541	728	5,958	4,339	70,756
1101126100 District Clerk	097 DEPUTY DISTRICT	1.000	107	32,574	9,541	473	3,867	2,557	49,012
1101126100 District Clerk	098 ADMIN ASST II	1.000	113	47,234	9,541	685	5,607	4,084	67,151
1101126100 District Clerk	099 ADMIN ASST II	1.000	113	46,229	9,541	671	5,488	3,997	65,926
1101126100 District Clerk	103 ADMIN ASST II	1.000	113	44,493	9,541	646	5,282	3,847	63,809
1101126100		51.000		2,408,590	486,591	33,994	285,925	203,776	3,418,876

****Galv Cnty Production****

Position Personnel Budgeting

Model ID: 2023TB

Report Date: 09/11/2022

Org Key	Position	Salary		Group Health	Medicare	TCDRS	AUL	Total
		FTE	Grade Salary					
1101127100 District Attorney	001 CRIMINAL DISTRI	1.000	00/ 18,000	9,541	261	2,137	1,557	31,496
1101127100 District Attorney	002 IAS DSTATN-DAOF	1.000	232 152,716	9,541	2,215	18,128	13,203	195,803
1101127100 District Attorney	003 CHFEXE ADM-DAOF	1.000	221 86,613	9,541	1,256	10,281	7,488	115,179
1101127100 District Attorney	004 DIVCHF - DA OFC	1.000	228 114,809	9,541	1,665	13,628	9,926	149,569
1101127100 District Attorney	006 CHIEF ADA	1.000	228 102,809	9,541	1,491	12,204	8,888	134,933
1101127100 District Attorney	007 CHIEF ADA	1.000	228 102,809	9,541	1,491	12,204	8,068	134,113
1101127100 District Attorney	008 DIVCHF - DA OFC	1.000	228 109,809	9,541	1,593	13,035	9,493	143,471
1101127100 District Attorney	009 CHIEF ADA	1.000	228 107,809	9,541	1,564	12,797	8,460	140,171
1101127100 District Attorney	010 CHIEF ADA	1.000	228 120,150	9,541	1,743	14,262	10,387	156,083
1101127100 District Attorney	011 ATTORNEY III	1.000	000 0	0	0	0	0	0
1101127100 District Attorney	012 ATTORNEY III	1.000	000 0	0	0	0	0	0
1101127100 District Attorney	013 ATTORNEY I	1.000	121 74,658	9,541	1,083	8,862	5,859	100,003
1101127100 District Attorney	014 CHIEF ADA	1.000	228 119,746	9,541	1,737	14,214	10,353	155,591
1101127100 District Attorney	015 ATTORNEY III	1.000	125 90,748	9,541	1,316	10,772	7,121	119,498
1101127100 District Attorney	016 ATTORNEY III	1.000	125 90,748	9,541	1,316	10,772	7,121	119,498
1101127100 District Attorney	017 CHIEF ADA	1.000	000 119,051	9,541	1,727	14,132	9,342	153,793
1101127100 District Attorney	018 ATTORNEY III	1.000	125 90,748	9,541	1,316	10,772	7,121	119,498
1101127100 District Attorney	019 ATTORNEY III	1.000	125 90,748	9,541	1,316	10,772	7,121	119,498
1101127100 District Attorney	020 ATTORNEY II	1.000	000 0	0	0	0	0	0
1101127100 District Attorney	021 ATTORNEY I	1.000	000 0	0	0	0	0	0
1101127100 District Attorney	022 ATTORNEY III	1.000	125 108,162	9,541	1,569	12,839	9,351	141,462
1101127100 District Attorney	023 ATTORNEY II	1.000	000 85,516	9,541	1,240	10,151	6,711	113,159
1101127100 District Attorney	024 ATTORNEY III	1.000	125 98,320	9,541	1,426	11,671	8,500	129,458
1101127100 District Attorney	025 ATTORNEY III	1.000	125 90,748	9,541	1,316	10,772	7,121	119,498
1101127100 District Attorney	026 ATTORNEY II	1.000	000 85,517	9,541	1,240	10,151	6,711	113,160
1101127100 District Attorney	027 CH INVST-DA OFC	1.000	324 102,612	9,541	1,514	12,394	9,027	135,088
1101127100 District Attorney	028 INVEST - DA OFC	1.000	321 78,159	9,541	1,134	9,278	6,757	104,869
1101127100 District Attorney	029 INVEST - DA OFC	1.000	321 74,437	9,541	1,106	9,050	6,591	100,725
1101127100 District Attorney	030 CH VCT AST OFCR	1.000	117 53,059	9,541	770	6,299	4,587	74,256
1101127100 District Attorney	031 LEGAL DATA ANAL	1.000	114 56,323	9,541	817	6,686	4,870	78,237
1101127100 District Attorney	032 ATTORNEY III	1.000	125 113,977	9,541	1,653	13,530	9,854	148,555
1101127100 District Attorney	033 ADMIN ASST I	1.000	109 42,790	9,541	621	5,080	3,700	61,732
1101127100 District Attorney	034 FEL JAIL DOCK C	1.000	111 50,698	9,541	736	6,018	4,383	71,376
1101127100 District Attorney	035 ADMIN ASST I	1.000	109 42,158	9,541	612	5,005	3,645	60,961
1101127100 District Attorney	036 MISD DIV SUPER	1.000	114 49,452	9,541	718	5,870	4,276	69,857
1101127100 District Attorney	037 ADMIN ASST II	1.000	113 43,652	9,541	633	5,182	3,774	62,782

Report:

****Galv Cnty Production****

Position Personnel Budgeting

Model ID: 2023TB

Report Date: 09/11/2022

Org Key	Position	Salary			Group Health	Medicare	TCDRS	AUL	Total
		FTE	Grade	Salary					
1101127100 District Attorney	038 ADMIN ASST I	1.000	109	39,191	9,541	569	4,652	3,388	57,341
1101127100 District Attorney	039 MISDEMEANOR JAI	1.000	110	38,271	9,541	555	4,543	3,309	56,219
1101127100 District Attorney	040 ADMIN ASST I	1.000	109	47,871	9,541	695	5,683	4,139	67,929
1101127100 District Attorney	042 ADMIN ASST I	1.000	109	38,226	9,541	555	4,538	3,305	56,165
1101127100 District Attorney	043 FRAUD EXAMINER	1.000	119	60,029	0	871	7,126	4,711	72,737
1101127100 District Attorney	044 ADMIN ASST II	1.000	113	51,082	9,541	741	6,064	4,417	71,845
1101127100 District Attorney	046 ADMIN ASST I	1.000	109	35,913	9,541	521	4,263	2,819	53,057
1101127100 District Attorney	047 ADMIN ASST I	1.000	000	36,448	9,541	529	4,327	2,861	53,706
1101127100 District Attorney	048 ADMIN ASST II	1.000	113	52,443	9,541	761	6,225	4,534	73,504
1101127100 District Attorney	049 PARALEGAL	1.000	114	45,834	9,541	665	5,441	3,597	65,078
1101127100 District Attorney	052 ATTORNEY III	1.000	125	90,748	9,541	1,316	10,772	7,121	119,498
1101127100 District Attorney	053 ATTORNEY III	1.000	125	90,748	9,541	1,316	10,772	7,121	119,498
1101127100 District Attorney	054 ATTORNEY III	1.000	125	100,371	9,541	1,456	11,915	7,877	131,160
1101127100 District Attorney	055 ATTORNEY I	1.000	121	74,658	9,541	1,083	8,862	5,859	100,003
1101127100 District Attorney	056 ADMIN ASST I	1.000	109	39,472	9,541	573	4,686	3,413	57,685
1101127100 District Attorney	070 CHIEF ADA	1.000	228	127,002	9,541	1,842	15,076	10,980	164,441
1101127100 District Attorney	071 CHIEF ADA	1.000	228	102,809	9,541	1,491	12,204	8,888	134,933
1101127100 District Attorney	073 VCTM WTNS ADV	1.000	112	43,652	9,541	633	5,182	3,426	62,434
1101127100 District Attorney	074 ATTORNEY I	1.000	121	74,658	9,541	1,083	8,862	5,859	100,003
1101127100 District Attorney	075 ATTORNEY II	1.000	123	82,312	9,541	1,194	9,771	6,460	109,278
1101127100 District Attorney	078 INVST II - DA	1.000	322	82,067	9,541	1,217	9,955	7,251	110,031
1101127100 District Attorney	079 CHIEF ADA	1.000	228	102,809	9,541	1,491	12,204	8,068	134,113
1101127100 District Attorney	080 ATTORNEY I	1.000	121	74,658	9,541	1,083	8,862	5,859	100,003
1101127100 District Attorney	082 ATTORNEY I	1.000	000	74,658	9,541	1,083	8,862	5,859	100,003
1101127100 District Attorney	083 ATTORNEY II	1.000	123	82,312	9,541	1,194	9,771	6,460	109,278
1101127100 District Attorney	084 ATTORNEY II	1.000	000	82,312	9,541	1,194	9,771	6,460	109,278
1101127100 District Attorney	085 ADMIN ASST I	1.000	109	40,151	9,541	583	4,766	3,472	58,513
1101127100 District Attorney	086 ADMIN ASST I	1.000	109	37,749	9,541	548	4,481	3,264	55,583
1101127100 District Attorney	088 ADMIN ASST I	1.000	109	41,012	9,541	595	4,869	3,546	59,563
1101127100 District Attorney	089 ATTORNEY III	1.000	125	90,748	9,541	1,316	10,772	7,121	119,498
1101127100 District Attorney	090 ATTORNEY III	1.000	000	0	0	0	0	0	0
1101127100 District Attorney	091 DIVCHF - DA OFC	1.000	228	132,570	9,541	1,923	15,737	11,461	171,232
1101127100 District Attorney	092 GRND JRY BAILFF	1.000	104	14,070	0	205	0	0	14,275
1101127100 District Attorney	093 CHIEF ADA	1.000	228	102,809	9,541	1,491	12,204	8,888	134,933
1101127100 District Attorney	094 INV II - DA	1.000	322	78,205	9,541	1,161	9,497	6,917	105,321
1101127100 District Attorney	095 ATTORNEY I	1.000	121	74,658	9,541	1,083	8,862	5,859	100,003

****Galv Cnty Production****

Position Personnel Budgeting

Model ID: 2023TB

Report Date: 09/11/2022

Org Key	Position	Salary			Group Health	Medicare	TCDRS	AUL	Total
		FTE	Grade	Salary					
1101127100 District Attorney	096 PARALEGAL	1.000	114	51,973	9,541	754	6,170	4,493	72,931
1101127100 District Attorney	097 INVEST - DA OFC	1.000	321	74,437	9,541	1,106	9,050	6,591	100,725
1101127100 District Attorney	099 EVIDENCE ANALYS	1.000	111	43,856	9,541	636	5,206	3,792	63,031
1101127100 District Attorney	100 ATTORNEY III	1.000	125	90,748	9,541	1,316	10,772	7,121	119,498
1101127100 District Attorney	101 PARALEGAL	1.000	114	48,306	9,541	701	5,734	3,791	68,073
1101127100 District Attorney	102 ATTORNEY II	1.000	000	83,771	9,541	1,215	9,944	6,574	111,045
1101127100 District Attorney	103 ADMIN ASST I	1.000	109	35,913	9,541	521	4,263	2,819	53,057
1101127100 District Attorney	104 ATTORNEY I	1.000	121	74,658	9,541	1,083	8,862	5,859	100,003
1101127100 District Attorney	105 ADMIN ASST I	1.000	109	35,913	9,541	521	4,263	2,819	53,057
1101127100 District Attorney	400 OUTREACH VICTIM	1.000	000	46,762	9,541	679	5,551	3,670	66,203
1101127100 District Attorney	401 CHIEF ADA	1.000	000	95,285	9,541	1,382	11,311	7,477	124,996
1101127100		83.000		5,831,699	725,116	84,725	691,651	480,941	7,814,132

****Galv Cnty Production****

Position Personnel Budgeting

Model ID: 2023TB

Report Date: 09/11/2022

Org Key	Position	Salary			Group Health	Medicare	TCDRS	AUL	Total
		FTE	Grade	Salary					
1101129200 Collections Office	002 COLLECTIONS MGR	1.000	119	60,503	9,541	878	7,182	5,231	83,335
1101129200 Collections Office	003 COLL CLERK	1.000	109	42,494	9,541	617	5,044	3,674	61,370
1101129200 Collections Office	005 COLLECT CLERK	1.000	109	37,103	9,541	538	4,405	3,208	54,795
1101129200 Collections Office	006 COLLECTIONS CLE	1.000	109	39,955	9,541	580	4,743	3,455	58,274
1101129200 Collections Office	007 COLLECTIONS CLE	1.000	000	36,780	9,541	534	4,366	2,887	54,108
1101129200 Collections Office	009 COLLECTION CLRK	1.000	109	38,335	9,541	556	4,551	3,315	56,298
1101129200 Collections Office	010 COLLECTION CLRK	1.000	109	35,913	9,541	521	4,263	2,819	53,057
1101129200		7.000		291,083	66,787	4,224	34,554	24,589	421,237

****Galv Cnty Production****

Position Personnel Budgeting

Model ID: 2023TB

Report Date: 09/11/2022

Org Key	Position	Salary			Group Health	Medicare	TCDRS	AUL	Total
		FTE	Grade	Salary					
1101129300 Personal Bond Office	001 DIR PB/COLL	1.000	232	133,247	9,541	1,933	15,817	10,456	170,994
1101129300 Personal Bond Office	002 PERS BOND OFFIC	1.000	000	39,594	9,541	575	4,700	3,107	57,517
1101129300 Personal Bond Office	003 PERS. BOND OFC.	1.000	000	40,151	9,541	583	4,766	3,151	58,192
1101129300 Personal Bond Office	004 PERS BOND MNGR	1.000	119	59,623	9,541	865	7,078	5,155	82,262
1101129300 Personal Bond Office	005 DEP DIR & TR CO	1.000	221	71,259	9,541	1,034	8,459	6,161	96,454
1101129300 Personal Bond Office	006 PERS. BOND OFC.	1.000	000	40,319	9,541	585	4,786	3,164	58,395
1101129300 Personal Bond Office	007 PERS. BOND OFC.	1.000	111	39,594	9,541	575	4,700	3,107	57,517
1101129300 Personal Bond Office	008 PERS. BOND OFC.	1.000	000	40,151	9,541	583	4,766	3,151	58,192
1101129300 Personal Bond Office	009 PERS. BOND OFC.	1.000	000	39,594	9,541	575	4,700	3,107	57,517
1101129300 Personal Bond Office	010 PERS. BOND OFC.	1.000	111	40,546	9,541	588	4,813	3,182	58,670
1101129300 Personal Bond Office	011 PERS. BOND OFC.	1.000	111	39,594	9,541	575	4,700	3,107	57,517
1101129300 Personal Bond Office	012 PERS. BOND OFC.	1.000	111	40,736	9,541	591	4,836	3,197	58,901
1101129300 Personal Bond Office	013 ADMIN ASST II	1.000	113	44,937	9,541	652	5,335	3,885	64,350
1101129300 Personal Bond Office	014 PERS BND SV OFC	1.000	111	39,594	9,541	575	4,700	3,107	57,517
1101129300 Personal Bond Office	015 PERS BND SV OFC	1.000	000	39,594	9,541	575	4,700	3,107	57,517
1101129300 Personal Bond Office	016 PERS BND SV OFC	1.000	000	39,594	9,541	575	4,700	3,107	57,517
1101129300		16.000		788,127	152,656	11,439	93,556	63,251	1,109,029

****Galv Cnty Production****

Position Personnel Budgeting

Model ID: 2023TB

Report Date: 09/11/2022

Org Key	Position	Salary		Group Health	Medicare	TCDRS	AUL	Total
		FTE	Grade Salary					
1101129400 Magistrates	001 MAG CLRK MNGR	1.000	119 63,374	9,541	919	7,523	5,479	86,836
1101129400 Magistrates	002 MAGISTRATE CLK	1.000	111 41,753	9,541	606	4,957	3,277	60,134
1101129400 Magistrates	003 MAGISTRATE CLK	1.000	111 41,260	9,541	599	4,898	3,567	59,865
1101129400 Magistrates	004 MAGISTRATE CLK	1.000	111 41,545	9,541	603	4,932	3,592	60,213
1101129400 Magistrates	005 MAGISTRATE CLK	1.000	000 39,594	9,541	575	4,700	3,107	57,517
1101129400 Magistrates	006 MAGISTRATE CLK	1.000	000 39,594	9,541	1,150	9,400	6,214	65,899
1101129400		6.000	267,120	57,246	4,452	36,410	25,236	390,464

****Galv Cnty Production****

Position Personnel Budgeting

Model ID: 2023TB

Report Date: 09/11/2022

Org Key	Position	Salary		Group Health	Medicare	TCDRS	AUL	Total
		FTE	Grade Salary					
1101151300 County Auditor	001 COUNTY AUDITOR	1.000	00/ 198,859	9,541	2,884	23,605	17,192	252,081
1101151300 County Auditor	003 FIR AS CO AUD	1.000	00/ 104,370	9,541	1,514	12,389	9,023	136,837
1101151300 County Auditor	007 ADMIN AS IV	1.000	00/ 72,956	9,541	1,058	8,660	6,307	98,522
1101151300 County Auditor	009 AUD INT CONTR I	1.000	00/ 52,014	0	755	6,175	4,082	63,026
1101151300 County Auditor	010 IT SYS DATA AUD	1.000	000 70,042	9,541	1,016	8,314	5,497	94,410
1101151300 County Auditor	015 MANAGER-AUDIT	1.000	00/ 94,026	9,541	1,364	11,161	8,129	124,221
1101151300 County Auditor	016 AUD INT CONTR	1.000	00/ 58,575	9,541	850	6,953	5,064	80,983
1101151300 County Auditor	019 SEN AP CLERK	1.000	00/ 57,172	9,541	829	6,787	4,943	79,272
1101151300 County Auditor	021 ACCOUNTANT II	1.000	00/ 59,938	9,541	870	7,115	4,704	82,168
1101151300 County Auditor	025 MGR-REP/ANAL	1.000	00/ 75,554	9,541	1,096	8,969	6,532	101,692
1101151300 County Auditor	031 ACCOUNTANT III	1.000	00/ 68,235	9,541	990	8,100	5,899	92,765
1101151300 County Auditor	032 MGR - ACCTNG	1.000	00/ 92,639	9,541	1,344	10,997	8,009	122,530
1101151300 County Auditor	034 SEN FIN REP ACC	1.000	00/ 94,736	9,541	1,374	11,246	8,190	125,087
1101151300 County Auditor	035 SEN ACCOUNTANT	1.000	00/ 75,055	9,541	1,089	8,910	6,489	101,084
1101151300 County Auditor	036 ACCOUNTANT III	1.000	00/ 68,400	9,541	992	8,120	5,368	92,421
1101151300 County Auditor	037 IT SYS AUD II	1.000	00/ 79,656	9,541	1,156	9,456	6,887	106,696
1101151300 County Auditor	038 ACCOUNTANT II	1.000	00/ 58,167	9,541	844	6,905	5,029	80,486
1101151300 County Auditor	039 ACCOUNTANT II	1.000	00/ 58,372	9,541	847	6,929	5,047	80,736
1101151300 County Auditor	040 ACCOUNTANT II	1.000	00/ 57,949	9,541	841	6,879	4,548	79,758
1101151300 County Auditor	041 ACCOUNTANT I	1.000	00/ 55,109	9,541	800	6,542	4,325	76,317
1101151300 County Auditor	045 ACCOUNTANT I	1.000	00/ 48,559	9,541	705	5,764	4,198	68,767
1101151300 County Auditor	051 ACCTS PAYABLE	1.000	00/ 72,792	9,541	1,056	8,641	6,293	98,323
1101151300 County Auditor	052 AP CLERK	1.000	00/ 44,775	9,541	650	5,315	3,871	64,152
1101151300 County Auditor	054 AP CLERK	1.000	00/ 41,398	9,541	601	4,914	3,579	60,033
1101151300 County Auditor	055 AP CLERK	1.000	00/ 38,589	9,541	560	4,581	3,029	56,300
1101151300 County Auditor	061 AUD INT CONT I	1.000	00/ 55,562	9,541	806	6,596	4,360	76,865
1101151300		26.000	1,853,499	238,525	26,891	220,023	156,594	2,495,532

****Galv Cnty Production****

Position Personnel Budgeting

Model ID: 2023TB

Report Date: 09/11/2022

Org Key	Position	Salary			Group Health	Medicare	TCDRS	AUL	Total
		FTE	Grade	Salary					
1101151400 Professional Services	001 CHIEF FIN OFCR	1.000	236	161,200	9,541	2,338	19,135	12,650	204,864
1101151400 Professional Services	006 SENIOR FINANICA	1.000	122	68,455	9,541	993	8,126	5,372	92,487
1101151400 Professional Services	008 BUDGET ANALYST	1.000	118	56,317	9,541	817	6,685	4,420	77,780
1101151400 Professional Services	009 ADMIN ASST I	1.000	109	36,303	9,541	527	4,310	2,849	53,530
1101151400 Professional Services	402 GRNT ADMTR-ARPA	1.000	000	58,498	9,541	849	6,944	4,591	80,423
1101151400		5.000		380,773	47,705	5,524	45,200	29,882	509,084

****Galv Cnty Production****

Position Personnel Budgeting

Model ID: 2023TB

Report Date: 09/11/2022

Org Key	Position	Salary		Group Health	Medicare	TCDRS	AUL	Total
		FTE	Grade Salary					
1101151500 Tax Assessor/Collector	001 TAX ASSESSOR	1.000	00/ 117,260	9,541	1,701	13,919	10,138	152,559
1101151500 Tax Assessor/Collector	002 CHIEF DEPUTY OF	1.000	222 78,932	9,541	1,145	9,370	6,824	105,812
1101151500 Tax Assessor/Collector	004 ADMIN CLERK	1.000	106 31,918	9,541	463	3,789	2,505	48,216
1101151500 Tax Assessor/Collector	005 CHIEF DEPUTY OF	1.000	222 78,932	9,541	1,145	9,370	6,824	105,812
1101151500 Tax Assessor/Collector	008 TSR VTR REG SPE	1.000	113 43,652	0	633	0	0	44,285
1101151500 Tax Assessor/Collector	009 PROPERTY TAX SP	1.000	109 38,941	9,541	565	4,623	3,367	57,037
1101151500 Tax Assessor/Collector	014 TAX ASR BR MNGR	1.000	115 51,697	9,541	750	6,137	4,470	72,595
1101151500 Tax Assessor/Collector	016 BRANCH SUPERVIS	1.000	114 48,126	9,541	698	5,713	4,161	68,239
1101151500 Tax Assessor/Collector	017 PROPERTY TAX SP	1.000	109 38,796	9,541	563	4,606	3,045	56,551
1101151500 Tax Assessor/Collector	018 CUST SVRC REP I	1.000	107 32,574	0	473	3,867	2,557	39,471
1101151500 Tax Assessor/Collector	019 BRANCH SUPERVIS	1.000	114 45,835	9,541	665	5,441	3,597	65,079
1101151500 Tax Assessor/Collector	020 PROP TAX SUPV	1.000	113 47,157	9,541	684	5,598	3,701	66,681
1101151500 Tax Assessor/Collector	024 ACCT TECH III	1.000	112 45,941	9,541	667	5,454	3,972	65,575
1101151500 Tax Assessor/Collector	032 PROPERTY TAX SP	1.000	109 37,276	9,541	541	4,425	3,223	55,006
1101151500 Tax Assessor/Collector	035 ADMIN ASST I	1.000	109 36,949	9,541	536	4,386	2,900	54,312
1101151500 Tax Assessor/Collector	041 VOTER REGISTRAT	1.000	109 35,913	9,541	521	4,263	2,819	53,057
1101151500 Tax Assessor/Collector	056 SEN. ACCOUNTANT	1.000	117 57,382	9,541	833	6,812	4,961	79,529
1101151500 Tax Assessor/Collector	059 PROPERTY TAX SP	1.000	109 37,445	9,541	543	4,445	3,238	55,212
1101151500 Tax Assessor/Collector	060 TAX ASR BR MNGR	1.000	115 50,533	9,541	733	5,999	4,369	71,175
1101151500 Tax Assessor/Collector	064 ADMIN ASST I	1.000	109 36,949	9,541	536	4,386	2,900	54,312
1101151500 Tax Assessor/Collector	065 TAX ASR BR CORD	1.000	116 55,500	9,541	805	6,588	4,798	77,232
1101151500 Tax Assessor/Collector	067 CUSTOMER SERVIC	1.000	107 33,279	9,541	483	3,951	2,612	49,866
1101151500 Tax Assessor/Collector	069 CUSTOMER SERV R	1.000	107 32,574	9,541	473	3,867	2,557	49,012
1101151500 Tax Assessor/Collector	070 PROP TAX APP SP	1.000	110 39,960	9,541	580	4,744	3,136	57,961
1101151500 Tax Assessor/Collector	071 CUST SERVICE RE	1.000	107 33,279	9,541	483	3,951	2,612	49,866
1101151500 Tax Assessor/Collector	072 VOTER REG SPEC	1.000	109 35,913	9,541	521	4,263	2,819	53,057
1101151500 Tax Assessor/Collector	112 CUST SER REP II	1.000	108 34,203	9,541	496	4,060	2,684	50,984
1101151500 Tax Assessor/Collector	153 CUST SVRC REP I	1.000	107 32,574	9,541	473	3,867	2,557	49,012
1101151500 Tax Assessor/Collector	009 CUSTOMER SERVIC	1.000	000 33,746	9,541	490	4,006	2,649	50,432
1101151500 Tax Assessor/Collector	111 CUST SVC REP II	1.000	108 34,943	9,541	507	4,148	2,742	51,881
1101151500		30.000	1,358,179	267,148	19,706	156,048	108,737	1,909,818

****Galv Cnty Production****

Position Personnel Budgeting

Model ID: 2023TB

Report Date: 09/11/2022

Org Key	Position	Salary			Group Health	Medicare	TCDRS	AUL	Total
		FTE	Grade	Salary					
1101151519 Tax Assessor/Collector	090 TAX ASR BR MNGR	1.000	115	50,629	9,541	735	6,010	4,377	71,292
1101151519 Tax Assessor/Collector	091 BRANCH SUPERVIS	1.000	114	50,655	9,541	735	6,013	4,380	71,324
1101151519 Tax Assessor/Collector	092 ACCT TECH II	1.000	111	40,736	9,541	591	4,836	3,522	59,226
1101151519 Tax Assessor/Collector	093 CUST SVRC REP I	1.000	107	32,574	0	473	3,867	2,557	39,471
1101151519 Tax Assessor/Collector	094 CUST SVRC REP I	1.000	107	32,574	9,541	473	3,867	2,557	49,012
1101151519 Tax Assessor/Collector	095 CUST SVRC REP I	1.000	107	32,574	9,541	473	3,867	2,557	49,012
1101151519 Tax Assessor/Collector	096 CUST SER REP II	1.000	108	35,912	9,541	521	4,263	3,105	53,342
1101151519 Tax Assessor/Collector	098 CUST SVRC REP I	1.000	107	32,574	9,541	473	3,867	2,557	49,012
1101151519 Tax Assessor/Collector	099 CUST SVRC REP I	1.000	107	32,574	9,541	473	3,867	2,557	49,012
1101151519 Tax Assessor/Collector	100 CUST SER REP II	1.000	108	35,912	9,541	521	4,263	2,819	53,056
1101151519 Tax Assessor/Collector	101 CUST SVRC REP I	1.000	107	34,564	9,541	502	4,103	2,989	51,699
1101151519 Tax Assessor/Collector	102 CUST SVRC REP I	1.000	107	32,574	9,541	473	3,867	2,557	49,012
1101151519 Tax Assessor/Collector	103 CUST SER REP II	1.000	108	37,018	9,541	537	4,395	3,201	54,692
1101151519 Tax Assessor/Collector	104 CUST SVRC REP I	1.000	107	33,279	9,541	483	3,951	2,612	49,866
1101151519 Tax Assessor/Collector	105 CUST SER REP II	1.000	108	38,220	9,541	555	4,537	3,305	56,158
1101151519 Tax Assessor/Collector	106 ACCT TECH IV	1.000	115	53,981	9,541	783	6,408	4,667	75,380
1101151519 Tax Assessor/Collector	107 ACCT TECH III	1.000	112	44,448	9,541	645	5,276	3,488	63,398
1101151519 Tax Assessor/Collector	108 CUST SVRC REP I	1.000	107	32,574	9,541	473	3,867	2,557	49,012
1101151519 Tax Assessor/Collector	109 BRANCH SUPERVIS	1.000	114	46,752	9,541	678	5,550	4,042	66,563
1101151519 Tax Assessor/Collector	110 CUST SVRC REP I	1.000	107	32,574	0	473	3,867	2,557	39,471
1101151519 Tax Assessor/Collector	113 CUST SVRC REP I	1.000	107	32,574	9,541	473	3,867	2,557	49,012
1101151519		21.000		795,272	181,279	11,543	94,408	65,520	1,148,022

****Galv Cnty Production****

Position Personnel Budgeting

Model ID: 2023TB

Report Date: 09/11/2022

Org Key	Position	Salary		Group Health	Medicare	TCDRS	AUL	Total
		FTE	Grade Salary					
1101151553 Tax Assessor/Coll Collection	152 ACCT TECH II	1.000	111 39,594	9,541	575	4,700	3,107	57,517
1101151553 Tax Assessor/Coll Collection	154 PROP TAX APP SP	1.000	110 40,892	9,541	593	4,854	3,536	59,416
1101151553		2.000	80,486 	19,082 	1,168 	9,554 	6,643 	116,933

****Galv Cnty Production****

Position Personnel Budgeting

Model ID: 2023TB

Report Date: 09/11/2022

Org Key	Position	Salary		Group Health	Medicare	TCDRS	AUL	Total
		FTE	Grade Salary					
1101151600 County Treasurer	001 TREASURER	1.000	00/ 117,260	9,541	1,701	13,919	10,138	152,559
1101151600 County Treasurer	002 ASSISTANT COUNT	1.000	227 124,800	9,541	1,810	14,814	10,789	161,754
1101151600 County Treasurer	003 PAYROLL MANAGER	1.000	117 77,453	9,541	1,124	9,194	6,696	104,008
1101151600 County Treasurer	004 SUP-GEN ACCTNG	1.000	000 52,630	9,541	764	6,248	4,130	73,313
1101151600 County Treasurer	005 ACCOUNTANT I	1.000	114 47,156	9,541	684	5,598	3,701	66,680
1101151600 County Treasurer	006 ACCOUNTANT I	1.000	114 50,776	9,541	737	6,028	4,390	71,472
1101151600 County Treasurer	008 ACCOUNTANT I	1.000	114 49,984	9,541	725	5,934	4,322	70,506
1101151600		7.000	520,059	66,787	7,545	61,735	44,166	700,292

****Galv Cnty Production****

Position Personnel Budgeting

Model ID: 2023TB

Report Date: 09/11/2022

Org Key	Position	Salary		Group Health	Medicare	TCDRS	AUL	Total
		FTE	Grade Salary					
1101151800 Purchasing	001 PURCHASING AGEN	1.000	00/ 118,069	9,541	1,712	14,015	10,207	153,544
1101151800 Purchasing	002 ASSISTANT PURCH	1.000	000 88,483	9,541	1,283	10,503	6,944	116,754
1101151800 Purchasing	003 ADMIN ASST II	1.000	113 59,233	9,541	859	7,031	5,121	81,785
1101151800 Purchasing	004 SENIOR BUYER	1.000	116 59,840	9,541	868	7,103	5,174	82,526
1101151800 Purchasing	010 PURCH. ASSET C.	1.000	114 54,676	9,541	793	6,491	4,727	76,228
1101151800 Purchasing	011 BUYER	1.000	114 46,539	9,541	675	5,525	4,024	66,304
1101151800 Purchasing	012 CONTRACT ADMINI	1.000	117 57,278	9,541	831	6,799	4,495	78,944
1101151800 Purchasing	013 BUYER	1.000	114 46,539	9,541	675	5,525	3,652	65,932
1101151800		8.000	530,657	76,328	7,696	62,992	44,344	722,017

****Galv Cnty Production****

Position Personnel Budgeting

Model ID: 2023TB

Report Date: 09/11/2022

Org Key	Position	Salary		Group Health	Medicare	TCDRS	AUL	Total
		FTE	Grade Salary					
1101151900 Grant Administration	002 GRANTSADMIN MGR	1.000	221 75,608	9,541	1,097	8,975	6,537	101,758
1101151900 Grant Administration	003 HSNG&GRANT ADM.	1.000	119 59,061	9,541	857	7,011	5,106	81,576
1101151900 Grant Administration	004 GRT ACT TEC III	1.000	112 42,773	9,541	621	5,078	3,698	61,711
1101151900 Grant Administration	400 GRNT ACCT TCH	1.000	109 37,878	9,541	550	4,497	2,973	55,439
1101151900 Grant Administration	401 GRANT ACCNT	1.000	114 45,834	9,541	665	5,441	3,597	65,078
1101151900		5.000	261,154 	47,705 	3,790 	31,002 	21,911 	365,562

****Galv Cnty Production****

Position Personnel Budgeting

Model ID: 2023TB

Report Date: 09/11/2022

Org Key	Position	Salary		Group Health	Medicare	TCDRS	AUL	Total
		FTE	Grade Salary					
1101155000 Human Resources	001 HR DIRECTOR	1.000	234 140,933	9,541	2,044	16,729	12,184	181,431
1101155000 Human Resources	002 ASST. HR DIR.	1.000	225 114,718	9,541	1,664	13,618	9,918	149,459
1101155000 Human Resources	003 COMP. SPEC.	1.000	115 49,052	9,541	712	5,823	3,850	68,978
1101155000 Human Resources	005 BENEFITS MGR	1.000	221 74,456	9,541	1,080	8,838	5,843	99,758
1101155000 Human Resources	009 HR RECRUITER	1.000	000 48,185	9,541	699	5,720	3,782	67,927
1101155000		5.000	427,344	47,705	6,199	50,728	35,577	567,553

****Galv Cnty Production****

Position Personnel Budgeting

Model ID: 2023TB

Report Date: 09/11/2022

Org Key	Position	Salary			Group Health	Medicare	TCDRS	AUL	Total
		FTE	Grade	Salary					
1101159100 Information Technology	001 CIO	1.000	236	155,150	9,541	2,250	18,417	12,175	197,533
1101159100 Information Technology	003 LAN/WAN COORD	1.000	117	57,517	9,541	834	6,828	4,973	79,693
1101159100 Information Technology	005 SERV DESK COORD	1.000	112	53,811	9,541	781	6,388	4,652	75,173
1101159100 Information Technology	006 SERV SUP ANALYS	1.000	111	47,149	9,541	684	5,597	4,076	67,047
1101159100 Information Technology	007 TCHN SPT SPEC I	1.000	114	45,834	9,541	665	5,441	3,597	65,078
1101159100 Information Technology	009 IT SHRP DEV	1.000	000	86,427	9,541	1,254	10,259	6,782	114,263
1101159100 Information Technology	011 IT SRVC DES MGR	1.000	222	75,173	9,541	1,091	8,924	5,899	100,628
1101159100 Information Technology	012 ENT BUSIN MGR	1.000	218	63,795	9,541	926	7,573	5,516	87,351
1101159100 Information Technology	013 SR APPL SUP ANA	1.000	000	71,104	9,541	1,032	8,441	5,580	95,698
1101159100 Information Technology	014 JUD SYS SUP SPE	1.000	119	63,144	9,541	916	7,496	5,459	86,556
1101159100 Information Technology	017 ENT SYS ADMIN	1.000	123	99,469	9,541	1,443	11,807	8,600	130,860
1101159100 Information Technology	020 APPL SUP SPEC I	1.000	000	86,427	9,541	1,254	10,259	6,782	114,263
1101159100 Information Technology	023 SR APPS SUP SPE	1.000	000	58,150	9,541	844	6,903	4,563	80,001
1101159100 Information Technology	024 NETW INFRAST SP	1.000	121	75,370	9,541	1,093	8,947	6,516	101,467
1101159100 Information Technology	025 APP SUPP SPEC I	1.000	000	86,427	9,541	1,254	10,259	6,782	114,263
1101159100 Information Technology	027 APP SUP SPEC	1.000	116	54,847	9,541	796	6,511	4,742	76,437
1101159100 Information Technology	028 ENT SECUR ANLYS	1.000	000	76,978	9,541	1,117	9,138	6,041	102,815
1101159100 Information Technology	031 APPL SPT SPC	1.000	116	50,533	9,541	733	5,999	3,966	70,772
1101159100 Information Technology	032 IT INFRA MNGR	1.000	233	128,571	9,541	1,865	15,262	10,089	165,328
1101159100 Information Technology	033 AUDIO VIS SPEC	1.000	117	60,388	9,541	876	7,168	5,221	83,194
1101159100 Information Technology	034 SR TECH SUP SPE	1.000	117	73,155	9,541	1,061	8,684	6,325	98,766
1101159100 Information Technology	035 TCHSPTSPC II	1.000	115	48,589	9,541	705	5,768	3,813	68,416
1101159100 Information Technology	040 ADMIN CLERK	1.000	106	39,167	9,541	568	4,650	3,386	57,312
1101159100 Information Technology	041 IT BSN AST TECH	1.000	000	39,259	9,541	570	4,661	3,081	57,112
1101159100 Information Technology	042 ADMIN CLERK	1.000	106	39,260	9,541	570	4,661	3,394	57,426
1101159100 Information Technology	044 APPL SPT SPC	1.000	116	54,308	9,541	788	6,447	4,695	75,779
1101159100 Information Technology	045 TECH SPT SPC I	1.000	114	46,716	9,541	678	5,546	3,666	66,147
1101159100 Information Technology	046 ENTER SYS ADMIN	1.000	123	73,155	9,541	1,061	8,684	5,741	98,182
1101159100 Information Technology	047 SERVER SUP ANAL	1.000	111	62,621	9,541	909	7,434	5,414	85,919
1101159100 Information Technology	048 BUS AND FIN ASS	1.000	115	48,126	0	698	5,713	3,777	58,314
1101159100 Information Technology	052 TECH SPT SPC II	1.000	115	51,502	9,541	747	6,114	4,453	72,357
1101159100 Information Technology	053 NETWRK ENG	1.000	127	88,090	9,541	1,278	10,457	6,913	116,279
1101159100 Information Technology	054 IT SEC ENGR	1.000	127	121,027	9,541	1,755	14,366	10,463	157,152
1101159100 Information Technology	057 TECH SPT SPC I	1.000	114	45,834	9,541	665	5,441	3,597	65,078
1101159100 Information Technology	058 SENIOR SERVER A	1.000	121	76,979	9,541	1,117	9,138	6,655	103,430
1101159100 Information Technology	059 ENTERP CONT & R	1.000	000	71,104	9,541	1,032	8,441	5,580	95,698

****Galv Cnty Production****

Position Personnel Budgeting

Model ID: 2023TB

Report Date: 09/11/2022

Org Key	Position	Salary			Group Health	Medicare	TCDRS	AUL	Total
		FTE	Grade	Salary					
1101159100 Information Technology	060 IT BUS SYS MGR	1.000	233	133,653	9,541	1,938	15,865	11,555	172,552
1101159100 Information Technology	061 TCHN SPT SPC II	1.000	115	52,975	9,541	769	6,289	4,580	74,154
1101159100 Information Technology	063 SOFTWARE ENG	1.000	127	106,723	9,541	1,548	12,668	9,227	139,707
1101159100 Information Technology	064 SR TECH SUP SPC	1.000	117	74,170	9,541	1,076	8,804	6,412	100,003
1101159100 Information Technology	065 DEPUTY CIO	1.000	234	143,775	9,541	2,085	17,067	11,283	183,751
1101159100 Information Technology	066 IT SR PROJ MGR	1.000	127	97,689	9,541	1,417	11,596	7,666	127,909
1101159100 Information Technology	067 IT PROJECT MGR	1.000	123	72,472	9,541	1,051	8,603	5,687	97,354
1101159100 Information Technology	068 IT SEC & CON MG	1.000	233	133,295	9,541	1,933	15,823	10,460	171,052
1101159100		44.000		3,289,908	410,263	47,727	390,537	269,834	4,408,269

****Galv Cnty Production****

Position Personnel Budgeting

Model ID: 2023TB

Report Date: 09/11/2022

Org Key	Position	Salary		Group Health	Medicare	TCDRS	AUL	Total
		FTE	Grade Salary					
1101159111 Print Center	001 PRINT SHOP SPEC	1.000	111 42,589	9,541	618	5,056	3,682	61,486
1101159111 Print Center	002 GRAPHICS SPECIA	1.000	112 44,906	9,541	652	5,331	3,883	64,313
1101159111		2.000	87,495	19,082	1,270	10,387	7,565	125,799

****Galv Cnty Production****

Position Personnel Budgeting

Model ID: 2023TB

Report Date: 09/11/2022

Org Key	Position	Salary			Group Health	Medicare	TCDRS	AUL	Total
		FTE	Grade	Salary					
1101170100 Facilities Srvs &	003 FACILITIES DIRE	1.000	232	123,395	9,541	1,790	14,647	10,668	160,041
1101170100 Facilities Srvs &	004 ASSIST FAC DIR	1.000	226	91,032	9,541	1,320	10,806	7,870	120,569
1101170100 Facilities Srvs &	008 ADMIN ASST II	1.000	113	58,586	9,541	850	6,955	5,065	80,997
1101170100 Facilities Srvs &	010 FAC. TECH I	1.000	000	38,015	9,541	552	4,513	2,983	55,604
1101170100 Facilities Srvs &	011 FACILITIES TECH	1.000	111	40,736	9,541	591	4,836	3,197	58,901
1101170100 Facilities Srvs &	012 FACILITIES TECH	1.000	114	55,873	9,541	811	6,633	4,831	77,689
1101170100 Facilities Srvs &	013 FACILITIES TECH	1.000	114	64,149	9,541	931	7,615	5,546	87,782
1101170100 Facilities Srvs &	014 FACILITIES TECH	1.000	114	46,495	9,541	675	5,519	4,020	66,250
1101170100 Facilities Srvs &	015 FAC TECH III	1.000	114	48,571	9,541	705	5,766	4,199	68,782
1101170100 Facilities Srvs &	016 FACILITIES TECH	1.000	111	40,736	9,541	591	4,836	3,197	58,901
1101170100 Facilities Srvs &	017 FAC TECH II	1.000	111	41,592	9,541	604	4,937	3,596	60,270
1101170100 Facilities Srvs &	018 FAC TECH I	1.000	110	37,709	9,541	547	4,476	2,959	55,232
1101170100 Facilities Srvs &	019 FAC TECH II	1.000	111	41,210	9,541	598	4,892	3,234	59,475
1101170100 Facilities Srvs &	020 FAC TECH I	1.000	110	37,709	9,541	547	4,476	2,959	55,232
1101170100 Facilities Srvs &	021 FAC TECH III	1.000	114	56,610	9,541	821	6,720	4,894	78,586
1101170100 Facilities Srvs &	023 FAC TECH III	1.000	114	50,760	9,541	737	6,026	4,389	71,453
1101170100 Facilities Srvs &	024 FAC TECH I	1.000	000	38,203	9,541	554	4,535	2,998	55,831
1101170100 Facilities Srvs &	027 FAC TECH II	1.000	111	40,231	9,541	584	4,776	3,157	58,289
1101170100		18.000		951,612	171,738	13,808	112,964	79,762	1,329,884

****Galv Cnty Production****

Position Personnel Budgeting

Model ID: 2023TB

Report Date: 09/11/2022

Org Key	Position	Salary			Group Health	Medicare	TCDRS	AUL	Total
		FTE	Grade	Salary					
1101172111 Fleet Mgmt - Galveston	002 MECHANIC II	1.000	111	39,594	0	575	4,700	3,107	47,976
1101172111 Fleet Mgmt - Galveston	003 MECHANIC II	1.000	111	44,671	9,541	648	5,303	3,862	64,025
1101172111 Fleet Mgmt - Galveston	004 FLEET SHOP MGR	1.000	121	72,939	9,541	1,058	8,658	6,306	98,502
1101172111 Fleet Mgmt - Galveston	005 MECHANIC I	1.000	110	38,434	9,541	558	4,563	3,016	56,112
1101172111 Fleet Mgmt - Galveston	006 MECHANIC III	1.000	112	44,493	9,541	646	5,282	3,847	63,809
1101172111 Fleet Mgmt - Galveston	007 MECHANIC II	1.000	111	44,352	9,541	644	5,265	3,835	63,637
1101172111 Fleet Mgmt - Galveston	008 MECHANIC I	1.000	110	37,709	9,541	547	4,476	2,959	55,232
1101172111 Fleet Mgmt - Galveston	009 MECHANIC III	1.000	112	47,024	9,541	682	5,582	4,066	66,895
1101172111 Fleet Mgmt - Galveston	010 MECHANIC HELPER	1.000	107	33,226	9,541	482	3,944	2,608	49,801
1101172111 Fleet Mgmt - Galveston	011 SHOP FOREMAN	1.000	114	50,065	9,541	726	5,943	4,329	70,604
1101172111 Fleet Mgmt - Galveston	012 MECHANIC I	1.000	110	37,709	9,541	547	4,476	3,260	55,533
1101172111 Fleet Mgmt - Galveston	013 FLT ADMIN MNGR	1.000	221	76,559	9,541	1,111	9,088	6,008	102,307
1101172111 Fleet Mgmt - Galveston	014 ADMIN ASST I	1.000	000	40,151	9,541	583	4,766	3,151	58,192
1101172111 Fleet Mgmt - Galveston	015 MECHANIC II	1.000	111	41,479	9,541	602	4,924	3,255	59,801
1101172111		14.000		648,405	124,033	9,409	76,970	53,609	912,426

****Galv Cnty Production****

Position Personnel Budgeting

Model ID: 2023TB

Report Date: 09/11/2022

Org Key	Position	Salary			Group Health	Medicare	TCDRS	AUL	Total
		FTE	Grade	Salary					
1101190100 County Engineer	001 COUNTY ENGINEER	1.000	236	163,118	9,541	2,366	19,363	14,102	208,490
1101190100 County Engineer	002 ADMIN ASST II	1.000	113	60,048	9,541	871	7,128	5,192	82,780
1101190100 County Engineer	005 ASSIST COUNTY E	1.000	228	114,400	9,541	1,659	13,580	9,890	149,070
1101190100 County Engineer	006 ENGINEERING SPE	1.000	117	75,083	9,541	1,122	9,183	6,689	101,618
1101190100 County Engineer	007 ENGINEERING TEC	1.000	116	68,499	9,541	994	8,131	5,922	93,087
1101190100		5.000		481,148	47,705	7,012	57,385	41,795	635,045

****Galv Cnty Production****

Position Personnel Budgeting

Model ID: 2023TB

Report Date: 09/11/2022

Org Key	Position	Salary		Group Health	Medicare	TCDRS	AUL	Total
		FTE	Grade Salary					
1101211101 Administration Sheriff	001 SHERIFF	1.000	00/ 156,000	9,541	0	18,518	13,487	197,546
1101211101 Administration Sheriff	002 CHIEF DEP SHER	1.000	533 119,759	9,541	1,763	14,430	10,509	156,002
1101211101 Administration Sheriff	005 SR FINANCIAL CO	1.000	117 66,203	9,541	960	7,859	5,724	90,287
1101211101 Administration Sheriff	006 SEN EXEC ASST	1.000	116 51,796	9,541	752	6,149	4,478	72,716
1101211101 Administration Sheriff	009 PAYROLL SPECIAL	1.000	113 48,730	9,541	707	5,785	4,213	68,976
1101211101 Administration Sheriff	010 MJ SHERIFF- CID	1.000	531 113,265	9,541	3,338	27,318	18,978	172,440
1101211101 Administration Sheriff	011 MGSHER-SPTSVRBU	1.000	531 113,265	9,541	3,338	27,318	18,978	172,440
1101211101 Administration Sheriff	012 CHFDEP SHER-COR	1.000	533 119,759	9,541	1,763	14,430	10,509	156,002
1101211101 Administration Sheriff	013 LT SHER - PS	1.000	526 85,111	9,541	2,522	20,634	14,334	132,142
1101211101 Administration Sheriff	018 DEP SHERIFF V	1.000	520 66,795	9,541	995	8,143	5,931	91,405
1101211101 Administration Sheriff	019 DEPSHER I-SCLSN	1.000	514 51,250	9,541	744	6,084	4,431	72,050
1101211101 Administration Sheriff	020 DEPSHERII-SCLSN	1.000	516 56,432	9,541	827	6,770	4,931	78,501
1101211101 Administration Sheriff	021 INVESTIGATOR II	1.000	524 78,205	9,541	1,161	9,497	6,917	105,321
1101211101 Administration Sheriff	403 CRIME ANALY. II	.200	114 12,212	1,909	356	2,900	2,015	19,392
1101211101		13.200	1,138,782	125,942	19,226	175,835	125,435	1,585,220

****Galv Cnty Production****

Position Personnel Budgeting

Model ID: 2023TB

Report Date: 09/11/2022

Org Key	Position	Salary		Group Health	Medicare	TCDRS	AUL	Total
		FTE	Grade Salary					
1101211121 Criminal Investigation	001 CAPT SHER - CID	1.000	528 93,835	9,541	1,387	11,352	8,268	124,383
1101211121 Criminal Investigation	002 INVESTIGATOR II	1.000	524 78,205	9,541	1,161	9,497	6,917	105,321
1101211121 Criminal Investigation	003 ADMIN ASST I	1.000	109 36,721	9,541	533	4,359	2,882	54,036
1101211121 Criminal Investigation	004 INVESTIGATOR I	1.000	523 74,437	9,541	1,089	8,907	6,487	100,461
1101211121 Criminal Investigation	005 LT SHER - CID	1.000	526 85,111	9,541	2,522	20,634	14,334	132,142
1101211121 Criminal Investigation	006 LT SHER - CID	1.000	000 85,111	9,541	1,235	10,103	6,679	112,669
1101211121 Criminal Investigation	007 INVESTIGATOR I	1.000	322 74,437	9,541	1,097	8,979	6,539	100,593
1101211121 Criminal Investigation	008 INVESTIGATOR I	1.000	523 74,437	9,541	1,080	8,836	6,436	100,330
1101211121 Criminal Investigation	010 DEPUTY, PART-TI	.100	00/ 1,701	0	31	0	0	1,732
1101211121 Criminal Investigation	011 DEPUTY, PART-TI	.100	00/ 1,701	0	25	0	0	1,726
1101211121 Criminal Investigation	012 DEPUTY, PART-TI	.100	00/ 1,701	0	47	0	0	1,748
1101211121 Criminal Investigation	013 DEPUTY, PART-TI	.100	00/ 1,701	0	31	0	0	1,732
1101211121 Criminal Investigation	014 INVESTIGATOR I	1.000	523 74,437	9,541	1,097	8,979	6,539	100,593
1101211121 Criminal Investigation	015 INVESTIGATOR I	1.000	523 74,437	9,541	1,097	8,979	6,539	100,593
1101211121 Criminal Investigation	016 INVESTIGATOR II	1.000	524 78,205	9,541	1,161	9,497	6,917	105,321
1101211121 Criminal Investigation	017 INVESTIGATOR II	1.000	524 78,205	9,541	1,161	9,497	6,917	105,321
1101211121 Criminal Investigation	018 INVESTIGATOR I	1.000	523 74,437	9,541	1,089	8,907	6,487	100,461
1101211121 Criminal Investigation	019 INVESTIGATOR I	1.000	523 74,437	9,541	1,097	8,979	6,539	100,593
1101211121 Criminal Investigation	020 INVESTIGATOR II	1.000	524 78,205	9,541	1,161	9,497	6,917	105,321
1101211121 Criminal Investigation	021 INVESTIGATOR II	1.000	524 78,205	9,541	1,161	9,497	6,917	105,321
1101211121 Criminal Investigation	022 INVESTIGATOR I	1.000	523 74,437	9,541	1,106	9,050	6,591	100,725
1101211121		17.400	1,294,103	162,197	20,368	165,549	118,905	1,761,122

****Galv Cnty Production****

Position Personnel Budgeting

Model ID: 2023TB

Report Date: 09/11/2022

Org Key	Position	Salary		Group Health	Medicare	TCDRS	AUL	Total
		FTE	Grade Salary					
1101211131 Identification Division	001 CAPT SHER - ID	1.000	528 93,835	9,541	1,387	11,352	8,268	124,383
1101211131 Identification Division	002 DEP SHERIFF V	1.000	520 66,795	9,541	995	8,143	5,931	91,405
1101211131 Identification Division	003 DEP SHERIFF II	1.000	516 56,432	9,541	827	6,770	4,931	78,501
1101211131 Identification Division	004 SGT SHERIFF I	1.000	523 74,437	9,541	1,106	9,050	6,591	100,725
1101211131 Identification Division	005 DEP SHERIFF V	1.000	520 66,795	9,541	995	8,143	5,931	91,405
1101211131 Identification Division	006 DEP SHERIFF III	1.000	518 61,614	9,541	911	7,457	5,431	84,954
1101211131 Identification Division	007 DEPUTY, PT	.100	00/ 1,701	0	25	0	0	1,726
1101211131 Identification Division	008 ADMIN ASST I	1.000	109 40,275	9,541	584	4,781	3,482	58,663
1101211131 Identification Division	009 DEP SHERIFF V	1.000	520 66,795	9,541	995	8,143	5,931	91,405
1101211131 Identification Division	010 DIG. SUP. ANA.	1.000	110 37,709	9,541	547	4,476	2,959	55,232
1101211131 Identification Division	011 DIG. SUP. ANA.	1.000	110 40,101	9,541	582	4,760	3,467	58,451
1101211131 Identification Division	012 DIG. SUP. ANA.	1.000	110 37,709	9,541	547	4,476	2,959	55,232
1101211131		11.100	644,198	104,951	9,501	77,551	55,881	892,082

****Galv Cnty Production****

Position Personnel Budgeting

Model ID: 2023TB

Report Date: 09/11/2022

Org Key	Position	Salary		Group Health	Medicare	TCDRS	AUL	Total
		FTE	Grade Salary					
1101211132 M.H.M.R. - Sheriff	001 LT SHER-MTLHLTH	1.000	526 85,111	9,541	2,522	20,634	14,334	132,142
1101211132 M.H.M.R. - Sheriff	002 SGT SHERIFF I	1.000	523 74,437	9,541	1,097	8,979	6,539	100,593
1101211132 M.H.M.R. - Sheriff	003 DEP SHERIFF IV	1.000	519 64,205	9,541	949	7,764	5,655	88,114
1101211132 M.H.M.R. - Sheriff	004 DEP SHERIFF IV	1.000	519 64,205	9,541	949	7,764	5,655	88,114
1101211132 M.H.M.R. - Sheriff	005 ADMIN ASST I	1.000	109 44,677	9,541	648	5,304	3,863	64,033
1101211132 M.H.M.R. - Sheriff	006 DPTY SHER V	1.000	520 66,795	9,541	995	8,143	5,931	91,405
1101211132 M.H.M.R. - Sheriff	007 DPTY SHER I	1.000	514 51,250	9,541	744	6,084	4,431	72,050
1101211132		7.000	450,680	66,787	7,904	64,672	46,408	636,451

****Galv Cnty Production****

Position Personnel Budgeting

Model ID: 2023TB

Report Date: 09/11/2022

Org Key	Position	Salary			Group Health	Medicare	TCDRS	AUL	Total
		FTE	Grade	Salary					
1101211133 Corrections-Sheriff	001 LT SHER - CORR	1.000	526	85,111	9,541	2,522	20,634	14,334	132,142
1101211133 Corrections-Sheriff	002 MG SHER - CORR	1.000	531	113,265	9,541	1,669	13,659	9,948	148,082
1101211133 Corrections-Sheriff	003 LT SHER - CORR	1.000	526	85,111	9,541	2,522	20,634	14,334	132,142
1101211133 Corrections-Sheriff	006 ADMIN ASST I	1.000	109	37,493	9,541	544	4,451	2,943	54,972
1101211133 Corrections-Sheriff	009 MAIL SERVICES C	1.000	000	29,855	9,541	433	3,544	2,343	45,716
1101211133 Corrections-Sheriff	010 MAIL SERVICES C	1.000	105	31,188	9,541	453	3,702	2,697	47,581
1101211133 Corrections-Sheriff	021 LT SHER - CORR	1.000	526	85,111	9,541	2,504	20,492	14,235	131,883
1101211133 Corrections-Sheriff	022 LT SHER - CORR	1.000	000	85,111	9,541	1,235	10,103	6,679	112,669
1101211133 Corrections-Sheriff	023 SGT SHER II-COR	1.000	524	78,205	9,541	1,152	9,426	6,865	105,189
1101211133 Corrections-Sheriff	024 SGT SHER II-COR	1.000	524	78,205	9,541	1,161	9,497	6,917	105,321
1101211133 Corrections-Sheriff	025 SGT SHER II-COR	1.000	524	78,205	9,541	1,152	9,426	6,865	105,189
1101211133 Corrections-Sheriff	026 SGT SHERIFF I	1.000	523	74,437	9,541	1,106	9,050	6,591	100,725
1101211133 Corrections-Sheriff	027 SGT SHER II-COR	1.000	524	78,205	9,541	1,161	9,497	6,917	105,321
1101211133 Corrections-Sheriff	028 SGT SHER I-COR	1.000	523	74,437	9,541	1,106	9,050	6,591	100,725
1101211133 Corrections-Sheriff	029 LT SHER - CORR	1.000	526	85,111	9,541	2,522	20,634	14,334	132,142
1101211133 Corrections-Sheriff	030 DEP SHR I-COR	1.000	514	51,250	9,541	744	6,084	4,022	71,641
1101211133 Corrections-Sheriff	031 DEP SHER I -COR	1.000	514	51,250	9,541	744	6,084	4,431	72,050
1101211133 Corrections-Sheriff	032 SGT SHER I -COR	1.000	523	74,437	9,541	1,097	8,979	6,539	100,593
1101211133 Corrections-Sheriff	033 DEP SHER V -COR	1.000	520	66,795	9,541	995	8,143	5,931	91,405
1101211133 Corrections-Sheriff	034 DEP SHR III-COR	1.000	518	61,614	9,541	911	7,457	5,431	84,954
1101211133 Corrections-Sheriff	036 DEP SHER I -COR	1.000	514	51,250	9,541	744	6,084	4,022	71,641
1101211133 Corrections-Sheriff	037 SGT SHER I -COR	1.000	523	74,437	9,541	1,106	9,050	6,591	100,725
1101211133 Corrections-Sheriff	038 DEP SHER I-COR	1.000	514	51,250	9,541	744	6,084	4,022	71,641
1101211133 Corrections-Sheriff	039 SGT SHERIFF I	1.000	523	74,437	9,541	1,089	8,907	6,487	100,461
1101211133 Corrections-Sheriff	041 DEP SHR III-COR	1.000	518	61,614	9,541	911	7,457	5,431	84,954
1101211133 Corrections-Sheriff	043 DEP SHER I -COR	1.000	520	66,795	9,541	995	8,143	5,931	91,405
1101211133 Corrections-Sheriff	044 DEPSHER III-COR	1.000	518	61,614	9,541	911	7,457	5,431	84,954
1101211133 Corrections-Sheriff	045 DEP SHER I-COR	1.000	514	51,250	9,541	744	6,084	4,022	71,641
1101211133 Corrections-Sheriff	047 CAPT SHER- CORR	1.000	528	93,835	9,541	1,361	11,139	8,112	123,988
1101211133 Corrections-Sheriff	048 DEP SHER I -COR	1.000	520	66,795	9,541	995	8,143	5,931	91,405
1101211133 Corrections-Sheriff	049 DEP SHER II -CO	1.000	516	56,432	9,541	827	6,770	4,931	78,501
1101211133 Corrections-Sheriff	050 DEP SHER I-COR	1.000	514	51,250	9,541	744	6,084	4,022	71,641
1101211133 Corrections-Sheriff	051 SGT SHER I -COR	1.000	523	74,437	9,541	1,097	8,979	6,539	100,593
1101211133 Corrections-Sheriff	052 DEP SHER I -COR	1.000	514	51,250	9,541	744	6,084	4,022	71,641
1101211133 Corrections-Sheriff	053 SGT SHER I -COR	1.000	523	74,437	9,541	1,106	9,050	6,591	100,725
1101211133 Corrections-Sheriff	054 SGT SHER I -COR	1.000	523	74,437	9,541	1,097	8,979	6,539	100,593

****Galv Cnty Production****

Position Personnel Budgeting

Model ID: 2023TB

Report Date: 09/11/2022

Org Key	Position	Salary			Group Health	Medicare	TCDRS	AUL	Total
		FTE	Grade	Salary					
1101211133 Corrections-Sheriff	056 DEP SHER I -COR	1.000	514	51,250	9,541	744	6,084	4,431	72,050
1101211133 Corrections-Sheriff	057 DEP SHER I -COR	1.000	520	66,795	9,541	995	8,143	5,931	91,405
1101211133 Corrections-Sheriff	058 SGT SHER I -COR	1.000	523	74,437	9,541	1,097	8,979	6,539	100,593
1101211133 Corrections-Sheriff	059 SGT SHER I -COR	1.000	523	74,437	9,541	1,097	8,979	6,539	100,593
1101211133 Corrections-Sheriff	060 DEP SHER II-COR	1.000	516	56,432	9,541	827	6,770	4,931	78,501
1101211133 Corrections-Sheriff	061 DEP SHER II-COR	1.000	516	56,432	9,541	819	6,699	4,879	78,370
1101211133 Corrections-Sheriff	062 DEP SHER I -COR	1.000	514	51,250	9,541	744	6,084	4,022	71,641
1101211133 Corrections-Sheriff	063 DEP SHER I -COR	1.000	514	51,250	9,541	744	6,084	4,022	71,641
1101211133 Corrections-Sheriff	064 DEP SHER I-COR	1.000	514	51,250	9,541	744	6,084	4,022	71,641
1101211133 Corrections-Sheriff	065 DEP SHER I-COR	1.000	514	56,432	9,541	819	6,699	4,429	77,920
1101211133 Corrections-Sheriff	066 DEP SHR I - COR	1.000	514	51,250	9,541	744	6,084	4,022	71,641
1101211133 Corrections-Sheriff	069 DEP SHER I -COR	1.000	520	66,795	9,541	995	8,143	5,931	91,405
1101211133 Corrections-Sheriff	070 DEP SHER I -COR	1.000	514	51,250	9,541	744	6,084	4,431	72,050
1101211133 Corrections-Sheriff	071 DEP SHER I -COR	1.000	514	51,250	9,541	744	6,084	4,022	71,641
1101211133 Corrections-Sheriff	072 DEP SHR III-COR	1.000	518	61,614	9,541	911	7,457	4,930	84,453
1101211133 Corrections-Sheriff	073 SGT SHER I -COR	1.000	523	74,437	9,541	1,097	8,979	6,539	100,593
1101211133 Corrections-Sheriff	074 DEP SHER IV-COR	1.000	519	64,205	9,541	949	7,764	5,655	88,114
1101211133 Corrections-Sheriff	075 DEP SHER IV-COR	1.000	519	64,205	9,541	949	7,764	5,655	88,114
1101211133 Corrections-Sheriff	076 DEP SHER I -COR	1.000	514	51,250	9,541	744	6,084	4,431	72,050
1101211133 Corrections-Sheriff	077 DEP SHER I-COR	1.000	000	51,250	9,541	744	6,084	4,022	71,641
1101211133 Corrections-Sheriff	078 DEP SHER II-COR	1.000	516	56,432	9,541	827	6,770	4,931	78,501
1101211133 Corrections-Sheriff	079 DEP SHER I -COR	1.000	514	51,250	9,541	744	6,084	4,022	71,641
1101211133 Corrections-Sheriff	080 DEP SHR V-COR	1.000	520	66,795	9,541	995	8,143	5,931	91,405
1101211133 Corrections-Sheriff	081 DEP SHERIII-COR	1.000	518	61,614	9,541	911	7,457	5,431	84,954
1101211133 Corrections-Sheriff	082 DEP SHER II-COR	1.000	516	56,432	9,541	827	6,770	4,476	78,046
1101211133 Corrections-Sheriff	085 DEP SHER I -COR	1.000	000	51,250	9,541	744	6,084	4,022	71,641
1101211133 Corrections-Sheriff	086 DEP SHER V -COR	1.000	520	66,795	9,541	995	8,143	5,383	90,857
1101211133 Corrections-Sheriff	087 DEP SHER I-COR	1.000	514	51,250	9,541	744	6,084	4,022	71,641
1101211133 Corrections-Sheriff	088 DEP SHER I -COR	1.000	514	51,250	9,541	744	6,084	4,022	71,641
1101211133 Corrections-Sheriff	090 SGT SHER I -COR	1.000	523	74,437	9,541	1,097	8,979	6,539	100,593
1101211133 Corrections-Sheriff	091 DEP SHER II-COR	1.000	516	56,432	9,541	827	6,770	4,931	78,501
1101211133 Corrections-Sheriff	092 DEP SHER I-COR	1.000	514	51,250	9,541	744	6,084	4,022	71,641
1101211133 Corrections-Sheriff	094 DEP SHR I -COR	1.000	514	51,250	9,541	744	6,084	4,022	71,641
1101211133 Corrections-Sheriff	095 DEP SHER I -COR	1.000	514	51,250	9,541	744	6,084	4,431	72,050
1101211133 Corrections-Sheriff	097 DEP SHR I-COR	1.000	514	51,250	9,541	744	6,084	4,022	71,641
1101211133 Corrections-Sheriff	099 DEP SHER V-COR	1.000	520	66,795	9,541	995	8,143	5,931	91,405

****Galv Cnty Production****

Position Personnel Budgeting

Model ID: 2023TB

Report Date: 09/11/2022

Org Key	Position	Salary			Group Health	Medicare	TCDRS	AUL	Total
		FTE	Grade	Salary					
1101211133 Corrections-Sheriff	101 DEP SHR I-COR	1.000	514	51,250	9,541	744	6,084	4,022	71,641
1101211133 Corrections-Sheriff	102 DEP SHER I -COR	1.000	514	51,250	9,541	744	6,084	4,431	72,050
1101211133 Corrections-Sheriff	103 DEP SHER I -COR	1.000	514	51,250	9,541	744	6,084	4,431	72,050
1101211133 Corrections-Sheriff	104 DEP SHER IV-COR	1.000	519	64,205	9,541	949	7,764	5,655	88,114
1101211133 Corrections-Sheriff	105 DEP SHR V-COR	1.000	520	66,795	9,541	995	8,143	5,931	91,405
1101211133 Corrections-Sheriff	106 DEP SHER I-COR	1.000	514	51,250	9,541	744	6,084	4,022	71,641
1101211133 Corrections-Sheriff	107 DEP SHER I -COR	1.000	514	51,250	9,541	744	6,084	4,022	71,641
1101211133 Corrections-Sheriff	108 DEP SHR IV-COR	1.000	519	64,205	9,541	949	7,764	5,655	88,114
1101211133 Corrections-Sheriff	109 DEP SHER II-COR	1.000	000	56,432	9,541	819	6,699	4,429	77,920
1101211133 Corrections-Sheriff	110 DEP SHR III-COR	1.000	518	61,614	9,541	911	7,457	5,431	84,954
1101211133 Corrections-Sheriff	111 DEP SHER I-COR	1.000	514	51,250	9,541	744	6,084	4,022	71,641
1101211133 Corrections-Sheriff	112 DEP SHER II-COR	1.000	516	56,432	9,541	827	6,770	4,931	78,501
1101211133 Corrections-Sheriff	113 DEP SHR III-COR	1.000	518	61,614	9,541	911	7,457	5,431	84,954
1101211133 Corrections-Sheriff	114 DEP SHR III-COR	1.000	518	61,614	9,541	911	7,457	5,431	84,954
1101211133 Corrections-Sheriff	115 DEP SHER IV-COR	1.000	519	64,205	9,541	949	7,764	5,655	88,114
1101211133 Corrections-Sheriff	116 DEP SHER I -COR	1.000	514	51,250	9,541	744	6,084	4,022	71,641
1101211133 Corrections-Sheriff	117 DEP SHER I-COR	1.000	514	51,250	9,541	744	6,084	4,022	71,641
1101211133 Corrections-Sheriff	118 DEP SHER I-COR	1.000	514	51,250	9,541	744	6,084	4,022	71,641
1101211133 Corrections-Sheriff	119 DEP SHR III-COR	1.000	518	61,614	9,541	911	7,457	5,431	84,954
1101211133 Corrections-Sheriff	120 DEP SHER V -COR	1.000	520	66,795	9,541	969	7,929	5,242	90,476
1101211133 Corrections-Sheriff	121 DEP SHR II -COR	1.000	516	56,432	9,541	827	6,770	4,476	78,046
1101211133 Corrections-Sheriff	122 DEP SHER I-COR	1.000	514	51,250	9,541	744	6,084	4,022	71,641
1101211133 Corrections-Sheriff	123 DEP SHR V - COR	1.000	520	66,795	9,541	995	8,143	5,931	91,405
1101211133 Corrections-Sheriff	124 DEP SHERIII-COR	1.000	518	61,614	9,541	911	7,457	5,431	84,954
1101211133 Corrections-Sheriff	125 DEP SHER I-COR	1.000	514	51,250	9,541	744	6,084	4,022	71,641
1101211133 Corrections-Sheriff	126 DEP SHER I -COR	1.000	514	51,250	9,541	744	6,084	4,431	72,050
1101211133 Corrections-Sheriff	127 DEP SHER IV-COR	1.000	519	64,205	9,541	949	7,764	5,655	88,114
1101211133 Corrections-Sheriff	128 DEP SHER I -COR	1.000	514	51,250	9,541	744	6,084	4,431	72,050
1101211133 Corrections-Sheriff	129 DEP SHER I -COR	1.000	514	51,250	9,541	744	6,084	4,431	72,050
1101211133 Corrections-Sheriff	130 DEP SHR II-COR	1.000	516	56,432	9,541	827	6,770	4,476	78,046
1101211133 Corrections-Sheriff	131 DEP SHER II-COR	1.000	516	56,432	9,541	827	6,770	4,931	78,501
1101211133 Corrections-Sheriff	133 DEP SHER I -COR	1.000	514	51,250	9,541	744	6,084	4,431	72,050
1101211133 Corrections-Sheriff	134 DEP SHER II-COR	1.000	000	56,432	9,541	819	6,699	4,429	77,920
1101211133 Corrections-Sheriff	135 DEP SHER I -COR	1.000	514	51,250	9,541	744	6,084	4,022	71,641
1101211133 Corrections-Sheriff	137 DEP SHER I -COR	1.000	514	51,250	9,541	744	6,084	4,022	71,641
1101211133 Corrections-Sheriff	138 DEP SHER I-COR	1.000	514	51,250	9,541	744	6,084	4,022	71,641

****Galv Cnty Production****

Position Personnel Budgeting

Model ID: 2023TB

Report Date: 09/11/2022

Org Key	Position	Salary			Group Health	Medicare	TCDRS	AUL	Total
		FTE	Grade	Salary					
1101211133 Corrections-Sheriff	139 DEP SHER I -COR	1.000	514	51,250	9,541	744	6,084	4,431	72,050
1101211133 Corrections-Sheriff	140 DEP SHER IV-COR	1.000	519	64,205	9,541	949	7,764	5,655	88,114
1101211133 Corrections-Sheriff	141 DEP SHER I -COR	1.000	520	66,795	9,541	995	8,143	5,931	91,405
1101211133 Corrections-Sheriff	144 DEP SHR III-COR	1.000	518	61,614	9,541	911	7,457	5,431	84,954
1101211133 Corrections-Sheriff	145 DEP SHR III-COR	1.000	518	61,614	9,541	911	7,457	5,431	84,954
1101211133 Corrections-Sheriff	146 DEP SHER I-COR	1.000	514	51,250	9,541	744	6,084	4,022	71,641
1101211133 Corrections-Sheriff	147 DEP SHER I -COR	1.000	514	51,250	0	744	6,084	4,022	62,100
1101211133 Corrections-Sheriff	149 DEP SHER I -COR	1.000	514	51,250	9,541	744	6,084	4,431	72,050
1101211133 Corrections-Sheriff	150 DEP SHER IV- CO	1.000	519	64,205	9,541	949	7,764	5,655	88,114
1101211133 Corrections-Sheriff	151 DEP SHER V-COR	1.000	520	66,795	9,541	995	8,143	5,931	91,405
1101211133 Corrections-Sheriff	152 DEP SHER I-COR	1.000	514	51,250	9,541	744	6,084	4,022	71,641
1101211133 Corrections-Sheriff	153 DEP SHER II-COR	1.000	516	56,432	9,541	827	6,770	4,476	78,046
1101211133 Corrections-Sheriff	154 DEP SHER II-COR	1.000	516	56,432	9,541	827	6,770	4,931	78,501
1101211133 Corrections-Sheriff	155 DEP SHER I -COR	1.000	514	51,250	9,541	744	6,084	4,431	72,050
1101211133 Corrections-Sheriff	156 DEP SHR III-COR	1.000	518	61,614	9,541	911	7,457	5,431	84,954
1101211133 Corrections-Sheriff	157 DEP SHERIII-COR	1.000	518	61,614	9,541	911	7,457	5,431	84,954
1101211133 Corrections-Sheriff	158 DEP SHER I-COR	1.000	514	51,250	9,541	744	6,084	4,022	71,641
1101211133 Corrections-Sheriff	159 DEP SHER I-COR	1.000	514	51,250	9,541	744	6,084	4,022	71,641
1101211133 Corrections-Sheriff	160 DEP SHER V-COR	1.000	520	66,795	9,541	995	8,143	5,931	91,405
1101211133 Corrections-Sheriff	161 DEP SHER I -COR	1.000	514	51,250	9,541	744	6,084	4,022	71,641
1101211133 Corrections-Sheriff	162 DEP SHR IV-COR	1.000	519	64,205	9,541	949	7,764	5,655	88,114
1101211133 Corrections-Sheriff	163 DEP SHR I-COR	1.000	514	51,250	9,541	744	6,084	4,022	71,641
1101211133 Corrections-Sheriff	164 DEP SHER I-COR	1.000	514	51,250	9,541	744	6,084	4,022	71,641
1101211133 Corrections-Sheriff	165 DEP SHR III-COR	1.000	518	61,614	9,541	911	7,457	5,431	84,954
1101211133 Corrections-Sheriff	166 DEP SHR III-COR	1.000	518	61,614	9,541	911	7,457	5,431	84,954
1101211133 Corrections-Sheriff	167 DEP SHER I -COR	1.000	514	51,250	9,541	744	6,084	4,022	71,641
1101211133 Corrections-Sheriff	168 DEP SHR III-COR	1.000	518	61,614	9,541	911	7,457	5,431	84,954
1101211133 Corrections-Sheriff	169 DEP SHR I-COR	1.000	514	51,250	9,541	744	6,084	4,022	71,641
1101211133 Corrections-Sheriff	170 DEP SHERIFF I	1.000	514	51,250	0	744	6,084	4,022	62,100
1101211133 Corrections-Sheriff	172 DEP SHER I -COR	1.000	514	51,250	9,541	744	6,084	4,431	72,050
1101211133 Corrections-Sheriff	173 DEP SHER I -COR	1.000	514	51,250	9,541	744	6,084	4,022	71,641
1101211133 Corrections-Sheriff	174 DEP SHER I -COR	1.000	514	51,250	9,541	744	6,084	4,431	72,050
1101211133 Corrections-Sheriff	175 DEP SHER I -COR	1.000	514	51,250	9,541	744	6,084	4,022	71,641
1101211133 Corrections-Sheriff	176 DEP SHER IV-COR	1.000	519	64,205	9,541	949	7,764	5,655	88,114
1101211133 Corrections-Sheriff	177 DEP SHER I-COR	1.000	514	51,250	0	744	6,084	4,022	62,100
1101211133 Corrections-Sheriff	178 DEP SHER I -COR	1.000	514	51,250	9,541	744	6,084	4,431	72,050

****Galv Cnty Production****

Position Personnel Budgeting

Model ID: 2023TB

Report Date: 09/11/2022

Org Key	Position	Salary			Group Health	Medicare	TCDRS	AUL	Total
		FTE	Grade	Salary					
1101211133 Corrections-Sheriff	179 DEP SHER I -COR	1.000	520	66,795	9,541	995	8,143	5,931	91,405
1101211133 Corrections-Sheriff	182 DEP SHER III-CO	1.000	518	61,614	9,541	911	7,457	5,431	84,954
1101211133 Corrections-Sheriff	184 DEP SHER I -COR	1.000	514	51,250	9,541	744	6,084	4,022	71,641
1101211133 Corrections-Sheriff	186 DEP SHERIII-COR	1.000	518	61,614	9,541	911	7,457	5,431	84,954
1101211133 Corrections-Sheriff	187 DEP SHER II-COR	1.000	516	56,432	9,541	827	6,770	4,476	78,046
1101211133 Corrections-Sheriff	188 DEP SHER II-COR	1.000	516	56,432	9,541	827	6,770	4,931	78,501
1101211133 Corrections-Sheriff	189 DEP SHER I-COR	1.000	514	51,250	9,541	744	6,084	4,022	71,641
1101211133 Corrections-Sheriff	190 DEP SHER II-COR	1.000	516	56,432	9,541	827	6,770	4,931	78,501
1101211133 Corrections-Sheriff	191 DEP SHER V-COR	1.000	520	66,795	9,541	995	8,143	5,931	91,405
1101211133 Corrections-Sheriff	192 DEP SHR III-COR	1.000	518	61,614	9,541	911	7,457	4,930	84,453
1101211133 Corrections-Sheriff	193 DEP SHERIII-COR	1.000	518	61,614	9,541	911	7,457	5,431	84,954
1101211133 Corrections-Sheriff	194 DEP SHER I-COR	1.000	000	51,250	9,541	744	6,084	4,022	71,641
1101211133 Corrections-Sheriff	195 SGT SHER I -COR	1.000	523	74,437	9,541	1,106	9,050	6,591	100,725
1101211133 Corrections-Sheriff	196 DEP SHER I -COR	1.000	520	66,795	9,541	995	8,143	5,931	91,405
1101211133 Corrections-Sheriff	197 DEP SHER I -COR	1.000	514	51,250	9,541	744	6,084	4,022	71,641
1101211133 Corrections-Sheriff	198 DEP SHR V-COR	1.000	520	66,795	9,541	995	8,143	5,931	91,405
1101211133 Corrections-Sheriff	199 DEP SHR V-COR	1.000	520	66,795	9,541	995	8,143	5,931	91,405
1101211133 Corrections-Sheriff	200 DEP SHER I -COR	1.000	514	49,624	9,541	720	5,891	4,290	70,066
1101211133 Corrections-Sheriff	201 DEP SHR III-COR	1.000	518	61,614	9,541	911	7,457	5,431	84,954
1101211133 Corrections-Sheriff	202 DEP SHER IV-COR	1.000	519	64,205	9,541	949	7,764	5,655	88,114
1101211133 Corrections-Sheriff	203 DEP SHER I-COR	1.000	514	49,624	9,541	720	5,891	3,894	69,670
1101211133 Corrections-Sheriff	206 DEP SHER I -COR	1.000	514	49,624	9,541	720	5,891	3,894	69,670
1101211133 Corrections-Sheriff	207 DEP SHER I -COR	1.000	514	51,250	9,541	744	6,084	4,431	72,050
1101211133 Corrections-Sheriff	208 DEP SHER I-COR	1.000	514	56,432	9,541	819	6,699	4,429	77,920
1101211133 Corrections-Sheriff	209 DEP SHER II-COR	1.000	516	56,432	9,541	827	6,770	4,931	78,501
1101211133 Corrections-Sheriff	210 DEP SHER II-COR	1.000	000	56,432	9,541	819	6,699	4,429	77,920
1101211133 Corrections-Sheriff	211 DEP SHR V-COR	1.000	520	66,795	9,541	995	8,143	5,931	91,405
1101211133 Corrections-Sheriff	212 DEP SHER II-COR	1.000	516	56,432	9,541	827	6,770	4,476	78,046
1101211133 Corrections-Sheriff	213 DEP SHER I -COR	1.000	514	49,624	9,541	720	5,891	3,894	69,670
1101211133 Corrections-Sheriff	214 DEP SHER I -COR	1.000	514	51,250	9,541	744	6,084	4,022	71,641
1101211133 Corrections-Sheriff	215 DEP SHER I-COR	1.000	514	51,250	9,541	744	6,084	4,022	71,641
1101211133 Corrections-Sheriff	216 DEP SHER I-COR	1.000	514	51,250	9,541	744	6,084	4,022	71,641
1101211133 Corrections-Sheriff	218 DEP SHER I-COR	1.000	514	51,250	9,541	744	6,084	4,022	71,641
1101211133 Corrections-Sheriff	219 DEP SHER I-COR	1.000	514	51,250	9,541	744	6,084	4,022	71,641
1101211133 Corrections-Sheriff	220 DEP SHR III-COR	1.000	518	61,614	9,541	911	7,457	5,431	84,954
1101211133 Corrections-Sheriff	222 DEP SHER I -COR	1.000	514	51,250	9,541	744	6,084	4,022	71,641

****Galv Cnty Production****

Position Personnel Budgeting

Model ID: 2023TB

Report Date: 09/11/2022

Org Key	Position	Salary			Group Health	Medicare	TCDRS	AUL	Total
		FTE	Grade	Salary					
1101211133 Corrections-Sheriff	223 DEP SHR I-COR	1.000	514	51,250	9,541	744	6,084	4,022	71,641
1101211133 Corrections-Sheriff	224 DEP SHER I -COR	1.000	520	66,795	9,541	995	8,143	5,931	91,405
1101211133 Corrections-Sheriff	225 DEP SHER I-COR	1.000	514	51,250	9,541	744	6,084	4,022	71,641
1101211133 Corrections-Sheriff	226 DEP SHER I -COR	1.000	514	51,250	9,541	744	6,084	4,431	72,050
1101211133 Corrections-Sheriff	227 DEP SHR II -COR	1.000	516	56,432	9,541	827	6,770	4,931	78,501
1101211133 Corrections-Sheriff	229 DEP SHER II-COR	1.000	516	56,432	9,541	827	6,770	4,931	78,501
1101211133 Corrections-Sheriff	230 DEP SHR IV-COR	1.000	000	64,205	9,541	931	7,622	5,039	87,338
1101211133 Corrections-Sheriff	231 DEP SHER I -COR	1.000	514	51,250	9,541	744	6,084	4,022	71,641
1101211133 Corrections-Sheriff	232 DEP SHER I -COR	1.000	520	66,795	9,541	995	8,143	5,931	91,405
1101211133 Corrections-Sheriff	233 DEP SHER I -COR	1.000	514	51,250	9,541	744	6,084	4,431	72,050
1101211133 Corrections-Sheriff	234 DEP SHER II-COR	1.000	516	56,432	9,541	827	6,770	4,931	78,501
1101211133 Corrections-Sheriff	235 DEP SHER I -COR	1.000	514	51,250	9,541	744	6,084	4,022	71,641
1101211133 Corrections-Sheriff	236 DEP SHER II-COR	1.000	516	56,432	9,541	827	6,770	4,931	78,501
1101211133 Corrections-Sheriff	237 DEP SHER I-COR	1.000	514	51,250	9,541	744	6,084	4,022	71,641
1101211133 Corrections-Sheriff	239 DEP SHER IV-COR	1.000	000	64,205	9,541	931	7,622	5,039	87,338
1101211133 Corrections-Sheriff	240 DEP SHR II -COR	1.000	516	56,432	9,541	827	6,770	4,931	78,501
1101211133 Corrections-Sheriff	241 DEP SHER I-COR	1.000	514	51,250	9,541	744	6,084	4,022	71,641
1101211133 Corrections-Sheriff	242 DEP SHER I-COR	1.000	514	51,250	9,541	744	6,084	4,022	71,641
1101211133 Corrections-Sheriff	243 DEP SHER II-COR	1.000	000	56,432	9,541	819	6,699	4,429	77,920
1101211133 Corrections-Sheriff	244 DEP SHER II-COR	1.000	516	56,432	9,541	827	6,770	4,931	78,501
1101211133 Corrections-Sheriff	245 DEP SHER I -COR	1.000	000	0	0	0	0	0	0
1101211133 Corrections-Sheriff	246 DEP SHER II-COR	1.000	516	56,432	9,541	827	6,770	4,476	78,046
1101211133 Corrections-Sheriff	247 DEP SHR III-COR	1.000	518	61,614	9,541	911	7,457	5,431	84,954
1101211133 Corrections-Sheriff	248 DEP SHER I -COR	1.000	514	51,250	9,541	744	6,084	4,022	71,641
1101211133 Corrections-Sheriff	249 DEP SHER V-COR	1.000	520	66,795	9,541	995	8,143	5,931	91,405
1101211133 Corrections-Sheriff	250 DEP SHR II -COR	1.000	516	56,432	9,541	827	6,770	4,931	78,501
1101211133 Corrections-Sheriff	251 DEP SHER II-COR	1.000	516	56,432	9,541	827	6,770	4,931	78,501
1101211133 Corrections-Sheriff	252 DEP SHER IV-COR	1.000	000	64,205	9,541	931	7,622	5,039	87,338
1101211133 Corrections-Sheriff	253 DEP SHER IV-COR	1.000	519	64,205	9,541	949	7,764	5,655	88,114
1101211133 Corrections-Sheriff	254 DEP SHR III-COR	1.000	518	61,614	9,541	911	7,457	5,431	84,954
1101211133 Corrections-Sheriff	255 DEP SHER I -COR	1.000	514	51,250	9,541	744	6,084	4,431	72,050
1101211133 Corrections-Sheriff	257 DEP SHER IV-COR	1.000	519	64,205	9,541	949	7,764	5,655	88,114
1101211133 Corrections-Sheriff	258 DEP SHER IV-COR	1.000	519	64,205	9,541	949	7,764	5,655	88,114
1101211133 Corrections-Sheriff	259 DEP SHER I -COR	1.000	514	51,250	9,541	744	6,084	4,022	71,641
1101211133 Corrections-Sheriff	260 DEP SHER I -COR	1.000	000	51,250	9,541	744	6,084	4,022	71,641
1101211133 Corrections-Sheriff	261 DEP SHR I-COR	1.000	514	51,250	9,541	744	6,084	4,431	72,050

****Galv Cnty Production****

Position Personnel Budgeting

Model ID: 2023TB

Report Date: 09/11/2022

Org Key	Position	Salary			Group Health	Medicare	TCDRS	AUL	Total
		FTE	Grade	Salary					
1101211133 Corrections-Sheriff	262 DEP SHER I -COR	1.000	514	51,250	9,541	744	6,084	4,022	71,641
1101211133 Corrections-Sheriff	263 DEP SHERIIICOR	1.000	518	61,614	9,541	911	7,457	5,431	84,954
1101211133 Corrections-Sheriff	264 DEP SHER V-COR	1.000	520	66,795	9,541	995	8,143	5,931	91,405
1101211133 Corrections-Sheriff	265 DEP SHER I-COR	1.000	514	51,250	9,541	744	6,084	4,022	71,641
1101211133 Corrections-Sheriff	266 DEP SHER I-COR	1.000	514	51,250	9,541	744	6,084	4,022	71,641
1101211133 Corrections-Sheriff	267 DEP SHER I -COR	1.000	514	51,250	9,541	744	6,084	4,022	71,641
1101211133 Corrections-Sheriff	268 DEP SHR III-COR	1.000	518	61,614	9,541	911	7,457	5,431	84,954
1101211133 Corrections-Sheriff	269 DEP SHER I -COR	1.000	514	51,250	9,541	744	6,084	4,022	71,641
1101211133 Corrections-Sheriff	270 DEP SHR V-COR	1.000	520	66,795	9,541	995	8,143	5,931	91,405
1101211133 Corrections-Sheriff	271 DEP SHER I -COR	1.000	514	51,250	9,541	744	6,084	4,431	72,050
1101211133 Corrections-Sheriff	272 DEP SHR III-COR	1.000	518	61,614	9,541	911	7,457	5,431	84,954
1101211133 Corrections-Sheriff	273 DEP SHER IV-COR	1.000	519	64,205	9,541	949	7,764	5,655	88,114
1101211133 Corrections-Sheriff	274 DEP SHR I-COR	1.000	000	0	0	0	0	0	0
1101211133 Corrections-Sheriff	275 DEP SHER IV-COR	1.000	519	64,205	9,541	949	7,764	5,655	88,114
1101211133 Corrections-Sheriff	276 DEP SHER I -COR	1.000	000	51,250	9,541	744	6,084	4,022	71,641
1101211133 Corrections-Sheriff	277 DEP SHR II-COR	1.000	516	56,432	9,541	827	6,770	4,476	78,046
1101211133 Corrections-Sheriff	278 DEP SHER I-COR	1.000	514	51,250	9,541	744	6,084	4,022	71,641
1101211133 Corrections-Sheriff	279 DEP SHER II-COR	1.000	516	56,432	9,541	827	6,770	4,931	78,501
1101211133 Corrections-Sheriff	280 DEP SHERIIICOR	1.000	518	61,614	9,541	911	7,457	5,431	84,954
1101211133 Corrections-Sheriff	281 SGT SHER II-COR	1.000	524	78,205	9,541	1,152	9,426	6,865	105,189
1101211133 Corrections-Sheriff	283 DEP SHER I -COR	1.000	514	51,250	9,541	744	6,084	4,022	71,641
1101211133 Corrections-Sheriff	286 DEP SHER V -COR	1.000	520	66,795	9,541	995	8,143	5,931	91,405
1101211133 Corrections-Sheriff	289 DEP SHR III-COR	1.000	518	61,614	9,541	911	7,457	5,431	84,954
1101211133 Corrections-Sheriff	290 DEP SHERIIICOR	1.000	518	61,614	9,541	911	7,457	5,431	84,954
1101211133 Corrections-Sheriff	291 DEP SHERIIICOR	1.000	518	61,614	9,541	911	7,457	5,431	84,954
1101211133 Corrections-Sheriff	292 SGT SHER I -COR	1.000	523	74,437	9,541	1,089	8,907	6,487	100,461
1101211133 Corrections-Sheriff	294 DEP SHER I -COR	1.000	514	51,250	9,541	744	6,084	4,022	71,641
1101211133 Corrections-Sheriff	295 DEP SHER IV-COR	1.000	000	64,205	9,541	931	7,622	5,039	87,338
1101211133 Corrections-Sheriff	299 DEP SHR I-COR	1.000	514	51,250	9,541	744	6,084	4,022	71,641
1101211133 Corrections-Sheriff	301 DEP SHR V-COR	1.000	520	66,795	9,541	995	8,143	5,931	91,405
1101211133 Corrections-Sheriff	302 DEP SHER I-COR	1.000	514	51,250	9,541	744	6,084	4,022	71,641
1101211133 Corrections-Sheriff	303 DEP SHER V-COR	1.000	520	66,795	9,541	995	8,143	5,931	91,405
1101211133 Corrections-Sheriff	304 DEP SHER II-CO	1.000	516	56,432	9,541	827	6,770	4,931	78,501
1101211133 Corrections-Sheriff	305 DEP SHER I -COR	1.000	514	51,250	9,541	744	6,084	4,022	71,641
1101211133 Corrections-Sheriff	306 DEP SHER I -COR	1.000	000	51,250	9,541	744	6,084	4,022	71,641
1101211133 Corrections-Sheriff	307 DEP SHER I -COR	1.000	514	51,250	9,541	744	6,084	4,022	71,641

****Galv Cnty Production****

Position Personnel Budgeting

Model ID: 2023TB

Report Date: 09/11/2022

Org Key	Position	Salary			Group		Medicare	TCDRS	AUL	Total
		FTE	Grade	Salary	Health					
1101211133 Corrections-Sheriff	308 DEP SHER I -COR	1.000	514	51,250	9,541	744	6,084	4,022	71,641	
1101211133 Corrections-Sheriff	309 DEP SHER I -COR	1.000	000	51,250	9,541	744	6,084	4,022	71,641	
1101211133 Corrections-Sheriff	310 DEP SHER I -COR	1.000	000	51,250	9,541	744	6,084	4,022	71,641	
1101211133		255.000		14,845,208	2,385,250	222,713	1,822,144	1,277,917	20,553,232	

****Galv Cnty Production****

Position Personnel Budgeting

Model ID: 2023TB

Report Date: 09/11/2022

Org Key	Position	Salary			Group Health	Medicare	TCDRS	AUL	Total
		FTE	Grade	Salary					
1101211143 Patrol Division	001 DEP SHERIFF V	1.000	520	66,795	9,541	995	8,143	5,931	91,405
1101211143 Patrol Division	002 CAPT SHER- PTRL	1.000	528	93,835	9,541	2,774	22,704	15,773	144,627
1101211143 Patrol Division	003 SGT SHERIFF II	1.000	524	78,205	9,541	1,152	9,426	6,865	105,189
1101211143 Patrol Division	004 SGT SHERIFF II	1.000	524	78,205	9,541	1,161	9,497	6,278	104,682
1101211143 Patrol Division	005 SGT SHERIFF II	1.000	524	78,205	9,541	1,161	9,497	6,917	105,321
1101211143 Patrol Division	007 SGT SHERIFF I	1.000	000	74,437	9,541	1,080	8,836	5,842	99,736
1101211143 Patrol Division	008 DEP SHERIFF IV	1.000	519	64,205	9,541	949	7,764	5,655	88,114
1101211143 Patrol Division	009 DEP SHERIFF V	1.000	520	66,795	9,541	995	8,143	5,931	91,405
1101211143 Patrol Division	010 DEP SHERIFF IV	1.000	519	64,205	9,541	949	7,764	5,655	88,114
1101211143 Patrol Division	011 DEP SHERIFF II	1.000	516	56,432	9,541	827	6,770	4,931	78,501
1101211143 Patrol Division	012 DEP SHERIFF V	1.000	520	66,795	9,541	995	8,143	5,931	91,405
1101211143 Patrol Division	013 DEP SHERIFF IV	1.000	519	64,205	9,541	949	7,764	5,655	88,114
1101211143 Patrol Division	014 SGT SHERIFF I	1.000	523	74,437	9,541	1,089	8,907	6,487	100,461
1101211143 Patrol Division	015 DEP SHERIFF IV	1.000	519	64,205	9,541	949	7,764	5,655	88,114
1101211143 Patrol Division	016 DEP SHERIFF V	1.000	520	66,795	9,541	995	8,143	5,931	91,405
1101211143 Patrol Division	017 DEP SHERIFF II	1.000	516	56,432	9,541	827	6,770	4,476	78,046
1101211143 Patrol Division	018 DEP SHERIFF III	1.000	518	61,614	9,541	911	7,457	5,431	84,954
1101211143 Patrol Division	019 DEP SHERIFF I	1.000	514	51,250	9,541	744	6,084	4,022	71,641
1101211143 Patrol Division	020 DEP SHERIFF IV	1.000	519	64,205	9,541	949	7,764	5,655	88,114
1101211143 Patrol Division	021 DEP SHERIFF II	1.000	516	56,432	9,541	827	6,770	4,476	78,046
1101211143 Patrol Division	022 DEP SHERIFF I	1.000	514	51,250	9,541	744	6,084	4,431	72,050
1101211143 Patrol Division	023 DEP SHERIFF II	1.000	516	56,432	9,541	827	6,770	4,931	78,501
1101211143 Patrol Division	024 DPTY SHER V	1.000	520	66,795	9,541	995	8,143	5,931	91,405
1101211143 Patrol Division	025 DEP SHERIFF V	1.000	520	66,795	9,541	995	8,143	5,931	91,405
1101211143 Patrol Division	026 DEP SHERIFF III	1.000	518	61,614	9,541	903	7,385	5,379	84,822
1101211143 Patrol Division	027 DEP SHERIFF I	1.000	514	51,250	9,541	744	6,084	4,022	71,641
1101211143 Patrol Division	028 DEP SHERIFF II	1.000	516	56,432	9,541	827	6,770	4,931	78,501
1101211143 Patrol Division	029 DEP SHERIFF II	1.000	516	56,432	9,541	827	6,770	4,476	78,046
1101211143 Patrol Division	030 DEP SHERIFF V	1.000	520	66,795	9,541	995	8,143	5,931	91,405
1101211143 Patrol Division	031 DEP SHERIFF II	1.000	516	56,432	9,541	827	6,770	4,931	78,501
1101211143 Patrol Division	032 DEP SHERIFF II	1.000	516	56,432	9,541	827	6,770	4,476	78,046
1101211143 Patrol Division	033 MAJOR-RESERVES	1.000	531	21,768	9,541	342	2,798	1,850	36,299
1101211143 Patrol Division	034 DEPUTY, PART-TI	.100	00/	1,701	0	25	0	0	1,726
1101211143 Patrol Division	035 DEPUTY, PART-TI	.100	00/	1,701	0	25	0	0	1,726
1101211143 Patrol Division	036 DEPUTY, PART-TI	.100	00/	1,701	0	25	0	0	1,726
1101211143 Patrol Division	037 DEPUTY, PART-TI	.100	00/	1,701	0	25	0	0	1,726

****Galv Cnty Production****

Position Personnel Budgeting

Model ID: 2023TB

Report Date: 09/11/2022

Org Key	Position	Salary		Group Health	Medicare	TCDRS	AUL	Total
		FTE	Grade Salary					
1101211143 Patrol Division	038 DEPUTY, PART-TI	.100	00/ 1,701	0	25	0	0	1,726
1101211143 Patrol Division	039 DEPUTY, PART-TI	.100	00/ 1,701	0	25	0	0	1,726
1101211143 Patrol Division	040 DEPUTY, PART-TI	.100	00/ 1,701	0	25	0	0	1,726
1101211143 Patrol Division	041 DEPUTY, PART-TI	.100	00/ 1,701	0	25	0	0	1,726
1101211143 Patrol Division	042 DEPUTY, PART-TI	.100	00/ 1,701	0	25	0	0	1,726
1101211143 Patrol Division	043 DEPUTY, PART-TI	.100	00/ 1,701	0	25	0	0	1,726
1101211143 Patrol Division	044 DEPUTY, PART-TI	.100	00/ 1,701	0	25	0	0	1,726
1101211143 Patrol Division	045 DEPUTY, PART-TI	1.000	000 1,701	9,541	25	202	134	11,603
1101211143 Patrol Division	046 DEPUTY, PART-TI	1.000	000 1,701	9,541	25	202	134	11,603
1101211143 Patrol Division	047 DEPUTY, PART-TI	.100	00/ 1,701	0	0	0	0	1,701
1101211143 Patrol Division	048 DEPUTY, PART-TI	.100	00/ 1,701	0	25	0	0	1,726
1101211143 Patrol Division	049 DEPUTY, PART-TI	.100	00/ 1,701	0	25	0	0	1,726
1101211143 Patrol Division	050 DEPUTY, PART-TI	.100	00/ 1,701	0	25	0	0	1,726
1101211143 Patrol Division	051 DEPUTY, PART-TI	.100	00/ 1,701	0	25	0	0	1,726
1101211143 Patrol Division	052 DEPUTY, PART-TI	.100	00/ 1,701	0	25	0	0	1,726
1101211143 Patrol Division	053 DEPUTY, PART-TI	.100	00/ 1,701	0	25	0	0	1,726
1101211143 Patrol Division	054 DEPUTY, PART-TI	.100	00/ 1,701	0	25	0	0	1,726
1101211143 Patrol Division	055 DEPUTY, PART-TI	.100	00/ 1,701	0	25	0	0	1,726
1101211143 Patrol Division	057 DEPUTY, PART-TI	.100	00/ 1,701	0	25	0	0	1,726
1101211143 Patrol Division	058 DEPUTY, PART-TI	.100	00/ 1,701	0	25	0	0	1,726
1101211143 Patrol Division	060 DEPUTY, PART-TI	.100	00/ 1,701	0	25	0	0	1,726
1101211143 Patrol Division	063 DEPUTY- PART-TI	0	000 1,701	9,541	25	202	134	11,603
1101211143 Patrol Division	064 DEPUTY, PART-TI	1.000	000 1,701	9,541	25	202	134	11,603
1101211143 Patrol Division	067 DEPUTY, PART-TI	.100	00/ 1,701	0	25	0	0	1,726
1101211143 Patrol Division	068 DEPUTY, PART-TI	1.000	000 1,701	9,541	25	202	134	11,603
1101211143 Patrol Division	069 DEPUTY, PART-TI	.100	00/ 1,701	0	25	0	0	1,726
1101211143 Patrol Division	071 DEPUTY, PART-TI	.100	00/ 1,701	0	0	0	0	1,701
1101211143 Patrol Division	072 DEPUTY, PART-TI	.100	00/ 1,701	0	25	0	0	1,726
1101211143 Patrol Division	075 DEPUTY, PART-TI	1.000	000 1,701	9,541	25	202	134	11,603
1101211143 Patrol Division	079 DEPUTY, PART-TI	1.000	000 1,701	9,541	25	202	134	11,603
1101211143 Patrol Division	081 DEPUTY, PART-TI	.100	00/ 1,701	0	25	0	0	1,726
1101211143 Patrol Division	082 DEPUTY, PART-TI	.100	00/ 1,701	0	51	0	0	1,752
1101211143 Patrol Division	083 DEPUTY, PART-TI	.100	00/ 1,701	0	25	0	0	1,726
1101211143 Patrol Division	087 DEPUTY, PART-TI	.100	00/ 1,701	0	0	0	0	1,701
1101211143 Patrol Division	088 DEP SHERIFF IV	1.000	519 64,205	9,541	949	7,764	5,133	87,592
1101211143 Patrol Division	089 DEP SHERIFF I	1.000	520 51,250	9,541	744	6,084	4,431	72,050

****Galv Cnty Production****

Position Personnel Budgeting

Model ID: 2023TB

Report Date: 09/11/2022

Org Key	Position	Salary		Group Health	Medicare	TCDRS	AUL	Total
		FTE	Grade Salary					
1101211143 Patrol Division	090 DEP SHERIFF I	1.000	514 49,624	9,541	720	5,891	3,894	69,670
1101211143 Patrol Division	091 DEP SHERIFF I	1.000	514 51,250	9,541	744	6,084	4,431	72,050
1101211143 Patrol Division	092 ADMIN ASST I	1.000	109 35,913	9,541	521	4,263	2,819	53,057
1101211143 Patrol Division	101 DEP SHERIFF II	1.000	516 56,432	9,541	827	6,770	4,931	78,501
1101211143 Patrol Division	102 DEP SHERIFF I	1.000	514 51,250	9,541	744	6,084	4,431	72,050
1101211143 Patrol Division	103 LT SHER - PTRL	1.000	526 85,111	9,541	2,522	20,634	14,334	132,142
1101211143 Patrol Division	104 DEP SHERIFF II	1.000	516 56,432	9,541	827	6,770	4,931	78,501
1101211143 Patrol Division	105 DEP SHERIFF IV	1.000	519 64,205	9,541	949	7,764	5,133	87,592
1101211143 Patrol Division	106 DEP SHERIFF V	1.000	520 66,795	9,541	995	8,143	5,931	91,405
1101211143 Patrol Division	107 ADMIN ASST I	1.000	109 44,483	9,541	645	5,281	3,846	63,796
1101211143 Patrol Division	108 SGT SHERIFF II	1.000	524 78,205	9,541	1,161	9,497	6,917	105,321
1101211143 Patrol Division	109 DEP SHER IV	1.000	519 64,205	9,541	949	7,764	5,655	88,114
1101211143 Patrol Division	110 DEP SHERIFF II	1.000	516 56,432	9,541	827	6,770	4,931	78,501
1101211143		56.100	2,956,546	515,214	46,156	371,717	263,403	4,153,036

****Galv Cnty Production****

Position Personnel Budgeting

Model ID: 2023TB

Report Date: 09/11/2022

Org Key	Position	Salary		Group Health	Medicare	TCDRS	AUL	Total
		FTE	Grade Salary					
1101211150 Warrant's - Sheriff's	023 INVESTIGATOR I	1.000	523 74,437	9,541	1,097	8,979	6,539	100,593
1101211150 Warrant's - Sheriff's	001 CAPT SHER- WRNT	1.000	528 93,835	9,541	2,774	22,704	15,773	144,627
1101211150 Warrant's - Sheriff's	002 DEP SHERIFF V	1.000	520 66,795	9,541	995	8,143	5,931	91,405
1101211150 Warrant's - Sheriff's	003 DEP SHERIFF V	1.000	520 66,795	9,541	995	8,143	5,931	91,405
1101211150 Warrant's - Sheriff's	004 DEP SHERIFF V	1.000	520 66,795	9,541	995	8,143	5,931	91,405
1101211150 Warrant's - Sheriff's	005 DEP SHERIFF V	1.000	520 66,795	9,541	995	8,143	5,931	91,405
1101211150 Warrant's - Sheriff's	006 DEP SHERIFF V	1.000	520 66,795	9,541	995	8,143	5,931	91,405
1101211150 Warrant's - Sheriff's	007 SGT SHERIFF I	1.000	523 74,437	9,541	1,106	9,050	6,591	100,725
1101211150 Warrant's - Sheriff's	008 DEP SHERIFF V	1.000	520 66,795	9,541	995	8,143	5,931	91,405
1101211150 Warrant's - Sheriff's	009 DEP SHERIFF V	1.000	520 66,795	9,541	995	8,143	5,931	91,405
1101211150 Warrant's - Sheriff's	010 DPTY SHER IV	1.000	519 64,205	9,541	949	7,764	5,655	88,114
1101211150 Warrant's - Sheriff's	011 DEP SHERIFF V	1.000	520 66,795	9,541	995	8,143	5,931	91,405
1101211150 Warrant's - Sheriff's	012 DEP SHERIFF V	1.000	520 66,795	9,541	995	8,143	5,931	91,405
1101211150 Warrant's - Sheriff's	013 DEP SHERIFF V	1.000	520 66,795	9,541	995	8,143	5,931	91,405
1101211150 Warrant's - Sheriff's	014 DEP SHERIFF III	1.000	518 61,614	9,541	911	7,457	5,431	84,954
1101211150 Warrant's - Sheriff's	015 DEP SHERIFF V	1.000	520 66,795	9,541	995	8,143	5,931	91,405
1101211150 Warrant's - Sheriff's	016 WARRANT CLERK	1.000	108 45,338	9,541	658	5,382	3,920	64,839
1101211150 Warrant's - Sheriff's	018 WARRANT CLERK	1.000	108 36,562	9,541	531	4,340	3,161	54,135
1101211150 Warrant's - Sheriff's	019 WARRANT CLERK	1.000	108 35,488	9,541	515	4,213	2,785	52,542
1101211150 Warrant's - Sheriff's	021 DEPUTY, PART-TI	1.000	000 1,701	9,541	25	202	134	11,603
1101211150 Warrant's - Sheriff's	024 DEPUTY, PART-TI	.100	00/ 1,701	0	25	0	0	1,726
1101211150 Warrant's - Sheriff's	026 DEPUTY, PART-TI	.100	00/ 1,701	0	25	0	0	1,726
1101211150 Warrant's - Sheriff's	028 ADMIN ASST I	1.000	109 43,645	9,541	633	5,181	3,774	62,774
1101211150		21.200	1,269,409	200,361	20,194	164,845	119,004	1,773,813

****Galv Cnty Production****

Position Personnel Budgeting

Model ID: 2023TB

Report Date: 09/11/2022

Org Key	Position	Salary			Group Health	Medicare	TCDRS	AUL	Total
		FTE	Grade	Salary					
1101211163 Sheriff Services for ISDS	001 CPT SHER-SC LSN	1.000	528	93,835	9,541	2,774	22,704	15,773	144,627
1101211163 Sheriff Services for ISDS	002 DEPSHER V-SCLSN	1.000	520	66,795	9,541	995	8,143	5,931	91,405
1101211163 Sheriff Services for ISDS	003 SGTSHR II-SCLSN	1.000	524	78,205	9,541	1,161	9,497	6,917	105,321
1101211163 Sheriff Services for ISDS	004 DEPSHER V-SCLSN	1.000	520	66,795	9,541	995	8,143	5,931	91,405
1101211163 Sheriff Services for ISDS	005 DEPSHER V-SCLSN	1.000	520	66,795	9,541	995	8,143	5,931	91,405
1101211163 Sheriff Services for ISDS	006 SGTSHERII-SCLSN	1.000	524	78,205	9,541	1,161	9,497	6,917	105,321
1101211163 Sheriff Services for ISDS	007 LT SHER-SC LSN	1.000	526	85,111	9,541	2,522	20,634	14,334	132,142
1101211163 Sheriff Services for ISDS	008 SGTSHERII-SCLSN	1.000	524	78,205	9,541	1,161	9,497	6,917	105,321
1101211163 Sheriff Services for ISDS	009 DEPSHER V-SCLSN	1.000	520	66,795	9,541	995	8,143	5,931	91,405
1101211163 Sheriff Services for ISDS	010 DEPSHER V-SCLSN	1.000	520	66,795	9,541	995	8,143	5,383	90,857
1101211163 Sheriff Services for ISDS	011 DEPSHERIIISCLSN	1.000	518	61,614	9,541	911	7,457	5,431	84,954
1101211163 Sheriff Services for ISDS	012 DEPSHER V-SCLSN	1.000	520	66,795	9,541	995	8,143	5,931	91,405
1101211163 Sheriff Services for ISDS	013 DEPSHER V-SCLSN	1.000	520	66,795	9,541	995	8,143	5,931	91,405
1101211163 Sheriff Services for ISDS	014 DEPSHERIV-SCLSN	1.000	519	64,205	9,541	949	7,764	5,655	88,114
1101211163 Sheriff Services for ISDS	015 DEPSHRIII-SCLSN	1.000	518	61,614	9,541	911	7,457	5,431	84,954
1101211163 Sheriff Services for ISDS	016 SGTSHR II-SCLSN	1.000	524	78,205	9,541	1,161	9,497	6,917	105,321
1101211163 Sheriff Services for ISDS	017 DEPSHER V-SCLSN	1.000	520	66,795	9,541	995	8,143	5,931	91,405
1101211163 Sheriff Services for ISDS	018 DEPSHER V-SCLSN	1.000	520	66,795	9,541	995	8,143	5,383	90,857
1101211163 Sheriff Services for ISDS	019 DEPSHER V-SCLSN	1.000	520	66,795	9,541	995	8,143	5,931	91,405
1101211163 Sheriff Services for ISDS	020 DEPSHER V-SCLSN	1.000	520	66,795	9,541	995	8,143	5,931	91,405
1101211163 Sheriff Services for ISDS	021 DEPSHER V-SCLSN	1.000	520	66,795	9,541	995	8,143	5,931	91,405
1101211163 Sheriff Services for ISDS	022 DEPSHER V-SCLSN	1.000	520	66,795	9,541	995	8,143	5,931	91,405
1101211163 Sheriff Services for ISDS	023 SGTSHER I-SCLSN	1.000	523	74,437	9,541	1,097	8,979	6,539	100,593
1101211163 Sheriff Services for ISDS	024 DEPSHR II-SCLSN	1.000	516	56,432	9,541	827	6,770	4,931	78,501
1101211163 Sheriff Services for ISDS	025 DEPSHERII-SCLSN	1.000	516	56,432	9,541	827	6,770	4,931	78,501
1101211163 Sheriff Services for ISDS	026 DEPSHRIII-SCLSN	1.000	518	61,614	9,541	911	7,457	5,431	84,954
1101211163 Sheriff Services for ISDS	027 DEPSHER V-SCLSN	1.000	520	66,795	9,541	995	8,143	5,383	90,857
1101211163 Sheriff Services for ISDS	028 DEPSHERII-SCLSN	1.000	516	56,432	9,541	827	6,770	4,931	78,501
1101211163 Sheriff Services for ISDS	029 DPSHERIII-SCLSN	1.000	518	61,614	9,541	911	7,457	5,431	84,954
1101211163 Sheriff Services for ISDS	030 DEPSHERIV-SCLSN	1.000	519	64,205	9,541	949	7,764	5,655	88,114
1101211163 Sheriff Services for ISDS	031 DEPSHER V-SCLSN	1.000	520	66,795	9,541	995	8,143	5,931	91,405
1101211163 Sheriff Services for ISDS	033 DEPSHERIV-SCLSN	1.000	519	64,205	9,541	949	7,764	5,655	88,114
1101211163 Sheriff Services for ISDS	034 DEPSHER V-SCLSN	1.000	520	66,795	9,541	995	8,143	5,931	91,405
1101211163 Sheriff Services for ISDS	035 DEPSHER I SCLSN	1.000	514	51,250	9,541	744	6,084	4,431	72,050
1101211163 Sheriff Services for ISDS	036 SGTSHER I-SCLSN	1.000	523	74,437	9,541	1,106	9,050	6,591	100,725
1101211163 Sheriff Services for ISDS	037 LIEUT - SCH LSN	1.000	526	85,111	9,541	2,522	20,634	14,334	132,142

****Galv Cnty Production****

Position Personnel Budgeting

Model ID: 2023TB

Report Date: 09/11/2022

Org Key	Position	Salary		Group Health	Medicare	TCDRS	AUL	Total
		FTE	Grade Salary					
1101211163 Sheriff Services for ISDS	038 DPSHR III-SCLSN	1.000	00/ 61,614	9,541	911	7,457	5,431	84,954
1101211163 Sheriff Services for ISDS	039 DEPSHER V-SCLSN	1.000	520 66,795	9,541	995	8,143	5,931	91,405
1101211163 Sheriff Services for ISDS	040 DEPSHR III-SCLSN	1.000	518 61,614	9,541	911	7,457	4,930	84,453
1101211163 Sheriff Services for ISDS	041 DEPSHR III-SCLSN	1.000	518 61,614	9,541	911	7,457	5,431	84,954
1101211163 Sheriff Services for ISDS	042 DEPSHR V-SCLSN	1.000	520 66,795	9,541	995	8,143	5,931	91,405
1101211163 Sheriff Services for ISDS	043 SGT SHER I-SCLSN	1.000	523 74,437	9,541	1,106	9,050	6,591	100,725
1101211163 Sheriff Services for ISDS	044 DEPSHER II-SCLSN	1.000	516 56,432	9,541	827	6,770	4,931	78,501
1101211163 Sheriff Services for ISDS	046 DEPSHER IV-SCLN	1.000	519 64,205	9,541	949	7,764	5,655	88,114
1101211163 Sheriff Services for ISDS	047 LT SHER-SC LSN	1.000	526 85,111	9,541	2,522	20,634	14,334	132,142
1101211163 Sheriff Services for ISDS	048 SGT SHER II-SCLSN	1.000	524 78,205	9,541	1,161	9,497	6,917	105,321
1101211163 Sheriff Services for ISDS	049 DPSHER V-SCLSN	1.000	520 66,795	9,541	995	8,143	5,931	91,405
1101211163 Sheriff Services for ISDS	050 DEPSHR III-SCLSN	1.000	518 61,614	9,541	911	7,457	5,431	84,954
1101211163 Sheriff Services for ISDS	051 DEPSHER V-SCLSN	1.000	520 66,795	9,541	995	8,143	5,931	91,405
1101211163 Sheriff Services for ISDS	053 DPSHR III-SCLSN	1.000	518 61,614	9,541	911	7,457	5,431	84,954
1101211163 Sheriff Services for ISDS	054 DPTY SHER V	1.000	520 66,795	9,541	995	8,143	5,931	91,405
1101211163 Sheriff Services for ISDS	055 DEPSHER V-SCLSN	1.000	520 66,795	9,541	995	8,143	5,931	91,405
1101211163 Sheriff Services for ISDS	056 DEPSHER V-SCLSN	1.000	520 66,795	9,541	995	8,143	5,931	91,405
1101211163 Sheriff Services for ISDS	057 DPSHER V-SCLSN	1.000	520 66,795	9,541	995	8,143	5,931	91,405
1101211163 Sheriff Services for ISDS	058 DEPSHER V-SCLSN	1.000	520 66,795	9,541	995	8,143	5,931	91,405
1101211163 Sheriff Services for ISDS	059 DEPSHER I-SCLSN	1.000	514 51,250	9,541	744	6,084	4,431	72,050
1101211163 Sheriff Services for ISDS	060 DEPSHER V-SCLSN	1.000	520 66,795	9,541	995	8,143	5,931	91,405
1101211163 Sheriff Services for ISDS	070 SGT SHER II-SLO	1.000	524 78,205	9,541	1,161	9,497	6,917	105,321
1101211163 Sheriff Services for ISDS	072 DEP SHER V-SLO	1.000	520 66,795	9,541	995	8,143	5,931	91,405
1101211163 Sheriff Services for ISDS	073 DEPSHER V-SCLSN	1.000	520 66,795	9,541	995	8,143	5,931	91,405
1101211163 Sheriff Services for ISDS	074 DEPSHER V-SCLSN	1.000	520 66,795	9,541	995	8,143	5,931	91,405
1101211163 Sheriff Services for ISDS	085 DEPSHR III-SCLSN	1.000	518 61,614	9,541	911	7,457	4,930	84,453
1101211163 Sheriff Services for ISDS	086 DEPSHER V-SCLSN	1.000	520 66,795	9,541	995	8,143	5,383	90,857
1101211163 Sheriff Services for ISDS	087 DEPSHER IV-SCLSN	1.000	519 64,205	9,541	949	7,764	5,655	88,114
1101211163 Sheriff Services for ISDS	088 DEPSHER V-SCLSN	1.000	520 66,795	9,541	995	8,143	5,931	91,405
1101211163 Sheriff Services for ISDS	089 DEPSHR IV-SCLSN	1.000	519 64,205	9,541	949	7,764	5,655	88,114
1101211163 Sheriff Services for ISDS	090 DEPSHER I-SCLSN	1.000	514 51,250	9,541	744	6,084	4,431	72,050
1101211163 Sheriff Services for ISDS	092 DEPSHR III-SCLSN	1.000	518 61,614	9,541	911	7,457	5,431	84,954
1101211163 Sheriff Services for ISDS	093 ADMIN ASST I	1.000	109 38,921	9,541	565	4,620	3,365	57,012
1101211163 Sheriff Services for ISDS	094 DEPSHR IV-SCLSN	1.000	519 64,205	9,541	949	7,764	5,655	88,114
1101211163		70.000	4,657,942	667,870	74,229	607,427	436,373	6,443,841

****Galv Cnty Production****

Position Personnel Budgeting

Model ID: 2023TB

Report Date: 09/11/2022

Org Key	Position	Salary			Group Health	Medicare	TCDRS	AUL	Total
		FTE	Grade	Salary					
1101211171 Communications-Sheriff	001 DEP SHERIFF I	1.000	514	51,250	9,541	744	6,084	4,022	71,641
1101211171 Communications-Sheriff	002 LT SHER - COMM	1.000	526	85,111	9,541	2,522	20,634	14,334	132,142
1101211171 Communications-Sheriff	003 DEP SHER I	1.000	514	51,250	0	744	6,084	4,022	62,100
1101211171 Communications-Sheriff	004 DEP SHERIFF IV	1.000	519	64,205	9,541	949	7,764	5,655	88,114
1101211171 Communications-Sheriff	005 DEP SHERIFF I	1.000	514	51,250	9,541	744	6,084	4,022	71,641
1101211171 Communications-Sheriff	006 DEP SHER II	1.000	516	56,432	9,541	827	6,770	4,931	78,501
1101211171 Communications-Sheriff	007 DEP SHERIFF V	1.000	520	66,795	9,541	995	8,143	5,931	91,405
1101211171 Communications-Sheriff	008 DEP SHERIFF I	1.000	514	51,250	0	744	6,084	4,022	62,100
1101211171 Communications-Sheriff	009 DEP SHERIFF IV	1.000	519	64,205	9,541	949	7,764	5,655	88,114
1101211171 Communications-Sheriff	010 DEP SHERIFF V	1.000	520	66,795	9,541	995	8,143	5,931	91,405
1101211171 Communications-Sheriff	011 DEP SHER III	1.000	518	61,614	9,541	911	7,457	4,930	84,453
1101211171 Communications-Sheriff	012 DPTY SHER I	1.000	514	51,250	9,541	744	6,084	4,022	71,641
1101211171 Communications-Sheriff	013 SGT SHERIFF I	1.000	523	74,437	9,541	1,106	9,050	6,591	100,725
1101211171 Communications-Sheriff	014 DEP SHERIFF I	1.000	514	51,250	9,541	744	6,084	4,022	71,641
1101211171 Communications-Sheriff	016 DEP SHERIFF I	1.000	514	51,250	9,541	744	6,084	4,022	71,641
1101211171 Communications-Sheriff	017 BOND COND ANYST	1.000	110	37,709	9,541	547	4,476	2,959	55,232
1101211171 Communications-Sheriff	018 BOND COND ANYST	1.000	110	37,709	9,541	547	4,476	2,959	55,232
1101211171 Communications-Sheriff	020 BOND COND ANYST	1.000	110	37,709	9,541	547	4,476	2,959	55,232
1101211171		18.000		1,011,471	152,656	16,103	131,741	90,989	1,402,960

****Galv Cnty Production****

Position Personnel Budgeting

Model ID: 2023TB

Report Date: 09/11/2022

Org Key	Position	Salary		Group Health	Medicare	TCDRS	AUL	Total
		FTE	Grade Salary					
1101211186 Commissary Operations	001 COMSY FIN COORD	1.000	115 48,554	9,541	705	5,764	4,198	68,762
1101211186 Commissary Operations	002 ACCT TECH III	0	000 44,140	9,541	641	5,240	3,464	63,026
1101211186		1.000	92,694	19,082	1,346	11,004	7,662	131,788

****Galv Cnty Production****

Position Personnel Budgeting

Model ID: 2023TB

Report Date: 09/11/2022

Org Key	Position	Salary		Group Health	Medicare	TCDRS	AUL	Total
		FTE	Grade Salary					
1101211189 Bailiffs	217 DEP SHER I -COR	1.000	000 59,834	9,541	868	7,103	4,696	82,042
1101211189 Bailiffs	001 CAPT SHERIFF	1.000	528 93,835	9,541	2,774	22,704	15,773	144,627
1101211189 Bailiffs	002 SGT SHERIFF I	1.000	523 74,437	9,541	1,106	9,050	6,591	100,725
1101211189 Bailiffs	003 SGT SHERIFF II	1.000	524 78,205	9,541	1,161	9,497	6,917	105,321
1101211189 Bailiffs	004 DEP SHERIFF II	1.000	516 56,432	9,541	827	6,770	4,931	78,501
1101211189 Bailiffs	005 DEP SHERIFF III	1.000	518 61,614	9,541	911	7,457	5,431	84,954
1101211189 Bailiffs	006 DEP SHERIFF V	1.000	520 66,795	9,541	995	8,143	5,931	91,405
1101211189 Bailiffs	007 DEP SHERIFF V	1.000	520 66,795	9,541	995	8,143	5,931	91,405
1101211189 Bailiffs	008 DEP SHERIFF V	1.000	520 66,795	9,541	995	8,143	5,931	91,405
1101211189 Bailiffs	009 DEP SHERIFF V	1.000	520 66,795	9,541	995	8,143	5,931	91,405
1101211189 Bailiffs	011 DEP SHERIFF V	1.000	520 66,795	9,541	995	8,143	5,931	91,405
1101211189 Bailiffs	012 DEP SHERIFF I	1.000	514 51,250	9,541	744	6,084	4,431	72,050
1101211189 Bailiffs	013 DEP SHERIFF I	1.000	514 51,250	9,541	744	6,084	4,431	72,050
1101211189 Bailiffs	014 DEP SHERIFF V	1.000	520 66,795	9,541	995	8,143	5,383	90,857
1101211189 Bailiffs	015 DEP SHERIFF V	1.000	520 66,795	9,541	995	8,143	5,931	91,405
1101211189 Bailiffs	016 DEP SHERIFF II	1.000	516 56,432	9,541	827	6,770	4,931	78,501
1101211189 Bailiffs	017 DEP SHERIFF IV	1.000	519 64,205	9,541	949	7,764	5,655	88,114
1101211189 Bailiffs	018 DEP SHERIFF V	1.000	520 66,795	9,541	995	8,143	5,931	91,405
1101211189 Bailiffs	019 DEP SHERIFF II	1.000	516 56,432	9,541	827	6,770	4,931	78,501
1101211189 Bailiffs	020 DEP SHERIFF II	1.000	516 56,432	9,541	827	6,770	4,931	78,501
1101211189 Bailiffs	021 DEP SHERIFF V	1.000	520 66,795	9,541	995	8,143	5,931	91,405
1101211189 Bailiffs	022 DEP SHERIFF V	1.000	520 66,795	9,541	995	8,143	5,931	91,405
1101211189 Bailiffs	023 DEP SHERIFF III	1.000	518 61,614	9,541	911	7,457	5,431	84,954
1101211189 Bailiffs	024 DEP SHERIFF III	1.000	518 61,614	9,541	911	7,457	5,431	84,954
1101211189 Bailiffs	025 DEP SHERIFF V	1.000	520 66,795	9,541	995	8,143	5,931	91,405
1101211189 Bailiffs	026 DEP SHERIFF II	1.000	516 56,432	9,541	827	6,770	4,931	78,501
1101211189 Bailiffs	027 DEP SHERIFF IV	1.000	519 64,205	9,541	949	7,764	5,655	88,114
1101211189 Bailiffs	029 DEP SHERIFF V	1.000	520 66,795	9,541	995	8,143	5,931	91,405
1101211189 Bailiffs	030 DEP SHERIFF I	1.000	516 51,250	9,541	744	6,084	4,022	71,641
1101211189		29.000	1,857,013	276,689	28,847	236,071	169,743	2,568,363

****Galv Cnty Production****

Position Personnel Budgeting

Model ID: 2023TB

Report Date: 09/11/2022

Org Key	Position	Salary		Group Health	Medicare	TCDRS	AUL	Total
		FTE	Grade Salary					
1101223300 Constable Pct #3	001 CONSTABLE-PRECI	1.000	00/ 81,120	9,541	1,386	11,339	8,258	111,644
1101223300 Constable Pct #3	002 DEP CONST V	1.000	320 73,528	9,541	1,093	8,942	6,513	99,617
1101223300 Constable Pct #3	003 DEP CONST V	1.000	320 71,360	9,541	1,061	8,685	6,325	96,972
1101223300 Constable Pct #3	004 DEP CONST III	1.000	318 60,411	9,541	894	7,314	5,327	83,487
1101223300 Constable Pct #3	005 DEP CONST III	1.000	318 62,613	9,541	926	7,575	5,517	86,172
1101223300 Constable Pct #3	006 DEP CONST IV	1.000	319 67,100	9,541	991	8,108	5,905	91,645
1101223300 Constable Pct #3	008 DEP CONST III	1.000	318 63,437	9,541	938	7,673	5,588	87,177
1101223300 Constable Pct #3	009 DPTY CONST II	1.000	316 57,744	9,541	846	6,926	5,044	80,101
1101223300 Constable Pct #3	010 DPTY CONST V	1.000	320 68,615	9,541	1,022	8,359	6,088	93,625
1101223300 Constable Pct #3	011 SGT CONST I	1.000	323 76,335	9,541	1,107	9,061	6,600	102,644
1101223300		10.000	682,263	95,410	10,264	83,982	61,165	933,084

****Galv Cnty Production****

Position Personnel Budgeting

Model ID: 2023TB

Report Date: 09/11/2022

Org Key	Position	Salary		Group Health	Medicare	TCDRS	AUL	Total
		FTE	Grade Salary					
1101223400 Constable Pct #2	001 CONSTABLE-PRECI	1.000	00/ 81,120	9,541	1,386	11,339	8,258	111,644
1101223400 Constable Pct #2	002 DEP CONSTABLE V	1.000	320 65,343	9,541	974	7,970	5,269	89,097
1101223400 Constable Pct #2	005 DPTY CONST V	1.000	320 68,705	9,541	1,023	8,369	6,096	93,734
1101223400 Constable Pct #2	007 SGT CONST II	1.000	324 79,424	9,541	1,178	9,642	7,022	106,807
1101223400 Constable Pct #2	008 DPTY CONST V	1.000	320 70,195	9,541	1,044	8,546	6,224	95,550
1101223400 Constable Pct #2	009 DPTY CONST V	1.000	320 69,845	9,541	1,039	8,505	6,194	95,124
1101223400 Constable Pct #2	010 CHIEF CON CLK/A	1.000	113 47,313	9,541	687	5,617	4,091	67,249
1101223400 Constable Pct #2	012 DEP CONST IV	1.000	319 65,369	9,541	966	7,902	5,755	89,533
1101223400 Constable Pct #2	400 DEPUTY V-PT	1.000	320 32,519	0	472	0	0	32,991
1101223400 Constable Pct #2	401 DEPUTY V-PT	1.000	320 31,756	0	461	0	0	32,217
1101223400 Constable Pct #2	402 DEPUTY V-PT	1.000	320 31,756	0	461	0	0	32,217
1101223400 Constable Pct #2	403 DEPUTY V-PT	1.000	320 31,756	0	461	0	0	32,217
1101223400 Constable Pct #2	404 DEPUTY V-PT	1.000	320 31,756	0	461	0	0	32,217
1101223400 Constable Pct #2	405 DEPUTY V-PT	1.000	320 32,896	0	477	0	0	33,373
1101223400 Constable Pct #2	406 DEPUTY II-PT	1.000	316 26,749	0	388	0	0	27,137
1101223400		15.000	766,502	76,328	11,478	67,890	48,909	971,107

****Galv Cnty Production****

Position Personnel Budgeting

Model ID: 2023TB

Report Date: 09/11/2022

Org Key	Position	Salary		Group Health	Medicare	TCDRS	AUL	Total
		FTE	Grade Salary					
1101223700 Constable Pct #1	001 CONSTABLE-PRECI	1.000	00/ 81,120	9,541	1,386	11,339	8,258	111,644
1101223700 Constable Pct #1	002 DEP CONST V	1.000	320 64,519	9,541	962	7,873	5,205	88,100
1101223700 Constable Pct #1	003 SGT CONST I	1.000	323 78,751	9,541	1,168	9,562	6,964	105,986
1101223700 Constable Pct #1	004 DPTY CONST V	1.000	320 67,998	9,541	1,013	8,286	6,035	92,873
1101223700 Constable Pct #1	005 DPTY CONST V	1.000	320 72,881	9,541	1,083	8,865	6,457	98,827
1101223700 Constable Pct #1	007 DPTY CONST V	1.000	320 72,144	9,541	1,073	8,778	6,393	97,929
1101223700 Constable Pct #1	009 DPTY CONST I	1.000	314 50,955	9,541	739	6,049	3,999	71,283
1101223700		7.000	488,368	66,787	7,424	60,752	43,311	666,642

****Galv Cnty Production****

Position Personnel Budgeting

Model ID: 2023TB

Report Date: 09/11/2022

Org Key	Position	Salary		Group Health	Medicare	TCDRS	AUL	Total
		FTE	Grade Salary					
1101223800 Constable Pct #4	001 CONSTABLE-PRECI	1.000	00/ 81,120	9,541	1,386	11,339	7,496	110,882
1101223800 Constable Pct #4	002 SGT CONST II	1.000	324 78,742	9,541	1,168	9,561	6,321	105,333
1101223800 Constable Pct #4	003 DPTY CONST V	1.000	320 67,957	9,541	1,012	8,281	5,474	92,265
1101223800 Constable Pct #4	004 DPTY CONST V	1.000	320 66,741	9,541	994	8,136	5,379	90,791
1101223800 Constable Pct #4	005 DEPUTY CONSTABL	1.000	000 63,511	9,541	921	7,539	4,984	86,496
1101223800 Constable Pct #4	005 DEPUTY CONSTABL	1.000	000 1,701	9,541	25	202	134	11,603
1101223800 Constable Pct #4	008 DPTY CONST V	1.000	320 78,309	9,541	1,162	9,509	6,926	105,447
1101223800 Constable Pct #4	010 DPTY CONST V	1.000	320 65,191	9,541	972	7,952	5,257	88,913
1101223800 Constable Pct #4	400 DEPUTY V - PT	1.000	320 32,759	0	476	0	0	33,235
1101223800 Constable Pct #4	401 DEPUTY V - PT	0	000 31,756	9,541	461	3,770	2,492	48,020
1101223800 Constable Pct #4	402 DEPUTY V - PT	1.000	000 32,896	0	0	0	0	32,896
1101223800		10.000	600,683	85,869	8,577	66,289	44,463	805,881

****Galv Cnty Production****

Position Personnel Budgeting

Model ID: 2023TB

Report Date: 09/11/2022

Org Key	Position	Salary			Group Health	Medicare	TCDRS	AUL	Total
		FTE	Grade	Salary					
1101291010 Emergency Management	001 EMER MGMT COOR	1.000	229	108,464	9,541	1,573	12,875	9,377	141,830
1101291010 Emergency Management	004 DEP EMR MNG CRD	1.000	221	70,255	9,541	1,019	8,340	6,074	95,229
1101291010 Emergency Management	005 COMM. DIRECTOR	0	000	70,139	9,541	1,018	8,326	5,504	94,528
1101291010 Emergency Management	007 ADMIN ASST I	1.000	109	47,682	9,541	692	5,660	4,123	67,698
1101291010 Emergency Management	009 EM. MGMT SPEC.	1.000	117	53,569	9,541	777	6,359	4,204	74,450
1101291010 Emergency Management	409 HOMELAND SEC PL	0	000	51,396	9,541	746	6,101	4,034	71,818
1101291010		4.000		401,505	57,246	5,825	47,661	33,316	545,553

****Galv Cnty Production****

Position Personnel Budgeting

Model ID: 2023TB

Report Date: 09/11/2022

Org Key	Position	Salary		Group Health	Medicare	TCDRS	AUL	Total
		FTE	Grade Salary					
1101293010 Nuisance Abatement	001 NUI. OFC/GR ADM	1.000	119 73,309	9,541	1,063	8,702	6,338	98,953
1101293010 Nuisance Abatement	002 GR/NA MGR.	1.000	328 96,095	9,541	1,394	11,407	8,308	126,745
1101293010		2.000	169,404 	19,082 	2,457 	20,109 	14,646 	225,698

****Galv Cnty Production****

Position Personnel Budgeting

Model ID: 2023TB

Report Date: 09/11/2022

Org Key	Position	Salary		Group Health	Medicare	TCDRS	AUL	Total
		FTE	Grade Salary					
1101440100 Contract Services	001 DPY CHI FIN OFC	1.000	228 100,738	9,541	1,461	11,958	7,905	131,603
1101440100 Contract Services	005 INDIGENT COORD.	1.000	112 54,242	9,541	787	6,439	4,690	75,699
1101440100		2.000	154,980	19,082	2,248	18,397	12,595	207,302

****Galv Cnty Production****

Position Personnel Budgeting

Model ID: 2023TB

Report Date: 09/11/2022

Org Key	Position	Salary			Group Health	Medicare	TCDRS	AUL	Total
		FTE	Grade	Salary					
1101451110 Senior Citizens Program	002 ASDIRPRK&CLTPRG	1.000	224	86,608	9,541	1,256	10,281	7,488	115,174
1101451110 Senior Citizens Program	003 SENIOR SERV SUP	1.000	116	50,533	9,541	740	6,056	4,003	70,873
1101451110 Senior Citizens Program	010 DRIVER	1.000	104	33,411	9,541	492	4,023	2,930	50,397
1101451110 Senior Citizens Program	011 ACTIVITY ASST	1.000	000	15,511	9,541	225	1,842	1,218	28,337
1101451110 Senior Citizens Program	015 RECREATION SPEC	1.000	000	35,913	9,541	521	4,263	2,819	53,057
1101451110 Senior Citizens Program	016 DRIVER	1.000	000	14,070	9,541	205	1,671	1,105	26,592
1101451110 Senior Citizens Program	017 ACTIVITY ASST	1.000	000	15,511	9,541	225	1,842	1,218	28,337
1101451110 Senior Citizens Program	402 REC SPEC-SR	.500	111	23,263	4,771	682	5,580	3,877	38,173
1101451110 Senior Citizens Program	403 REC SPEC-SR	1.000	000	56,732	9,541	823	6,735	4,452	78,283
1101451110 Senior Citizens Program	404 REC SPEC-SR	.500	111	22,825	4,771	670	5,476	3,804	37,546
1101451110 Senior Citizens Program	405 ACTIVITY ASST	.500	106	7,756	4,771	226	1,842	1,218	15,813
1101451110 Senior Citizens Program	406 ACTIVITY ASST	.500	106	8,267	4,771	240	1,964	1,364	16,606
1101451110 Senior Citizens Program	407 ACTIVITY ASST	.500	106	8,514	4,771	248	2,022	1,405	16,960
1101451110		10.500		378,914	100,183	6,553	53,597	36,901	576,148

****Galv Cnty Production****

Position Personnel Budgeting

Model ID: 2023TB

Report Date: 09/11/2022

Org Key	Position	Salary			Group Health	Medicare	TCDRS	AUL	Total
		FTE	Grade	Salary					
1101522020 Parks	001 DIRECTOR OF COU	1.000	230	122,487	9,541	1,784	14,597	10,631	159,040
1101522020 Parks	008 ADMIN ASST II	1.000	113	55,258	9,541	809	6,617	4,819	77,044
1101522020 Parks	010 SR RNTL PMT AMB	1.000	107	24,715	9,541	366	2,991	2,179	39,792
1101522020 Parks	011 PARKS SUPV.	1.000	115	56,201	9,541	815	6,672	4,859	78,088
1101522020 Parks	015 PRKFAC MNT TC I	1.000	109	35,913	9,541	521	4,263	2,819	53,057
1101522020 Parks	016 PARKS TECH I	1.000	109	36,258	9,541	526	4,304	2,846	53,475
1101522020 Parks	017 PARKS TECH. II	1.000	110	40,542	9,541	588	4,813	3,505	58,989
1101522020 Parks	020 PARKS TECH. I	1.000	109	39,748	9,541	577	4,719	3,437	58,022
1101522020 Parks	021 PARKS TECH. I	1.000	109	35,913	9,541	521	4,263	3,105	53,343
1101522020 Parks	022 SR PRK MNT WRKR	1.000	106	32,733	9,541	482	3,943	2,872	49,571
1101522020 Parks	023 SR PRK MNT WRKR	1.000	106	34,931	9,541	514	4,204	3,062	52,252
1101522020 Parks	025 SR PRK MNT WRKR	1.000	106	35,802	9,541	527	4,307	3,137	53,314
1101522020 Parks	026 PARKS MAINTENAN	1.000	000	32,287	9,541	469	3,833	2,534	48,664
1101522020 Parks	027 PARKS MAINTENAN	1.000	105	36,168	9,541	525	4,294	3,127	53,655
1101522020 Parks	028 RNTL PMT AMB II	1.000	106	17,207	9,541	250	2,043	1,488	30,529
1101522020 Parks	029 SR PRK MNT WRKR	1.000	106	31,321	9,541	462	3,775	2,496	47,595
1101522020 Parks	030 PARKS MAINTENAN	1.000	105	29,546	9,541	429	3,508	2,319	45,343
1101522020 Parks	031 PARKS MAINTENAN	1.000	105	34,511	9,541	501	4,097	2,984	51,634
1101522020 Parks	032 SR PRK MNT WRKR	1.000	106	35,600	9,541	524	4,283	3,120	53,068
1101522020 Parks	033 PARKS MAINTENAN	1.000	105	31,397	9,541	456	3,727	2,715	47,836
1101522020 Parks	034 SR PRK MNT WRKR	1.000	106	35,099	9,541	516	4,224	3,076	52,456
1101522020 Parks	035 PARKS MAINT WK	1.000	105	29,546	9,541	429	3,508	2,319	45,343
1101522020 Parks	036 PARKS MAINTENAN	1.000	000	29,546	9,541	429	3,508	2,319	45,343
1101522020 Parks	037 SR PRK MNT WRKR	1.000	106	38,290	9,541	563	4,602	3,352	56,348
1101522020 Parks	038 PARKS MAINTENAN	1.000	105	31,049	9,541	451	3,686	2,437	47,164
1101522020 Parks	039 PARKS MAINTENAN	1.000	105	29,830	9,541	433	3,541	2,341	45,686
1101522020 Parks	040 SR PRK MNT WRKR	1.000	106	34,107	9,541	502	4,106	2,991	51,247
1101522020 Parks	041 PARKS MAINTENAN	1.000	105	29,546	9,541	429	3,508	2,319	45,343
1101522020 Parks	043 PARKS SUPERV	1.000	115	51,990	9,541	754	6,172	4,495	72,952
1101522020 Parks	044 RNTL PMT AMB II	1.000	106	16,889	9,541	245	2,005	1,461	30,141
1101522020 Parks	045 PARKS MAINT. W.	1.000	105	29,546	9,541	429	3,508	2,319	45,343
1101522020 Parks	046 PARKS MAINT. W.	1.000	105	30,284	9,541	440	3,595	2,377	46,237
1101522020 Parks	098 RENT PERMIT SUP	1.000	114	46,495	9,541	675	5,519	3,649	65,879
1101522020 Parks	099 PARKS MAINTENAN	1.000	105	29,546	9,541	429	3,508	2,319	45,343
1101522020 Parks	100 PARKS MAINTENAN	1.000	105	30,777	9,541	447	3,654	2,661	47,080
1101522020 Parks	101 RNTL PMT AMB II	1.000	106	17,469	9,541	254	2,074	1,511	30,849

****Galv Cnty Production****

Position Personnel Budgeting

Model ID: 2023TB

Report Date: 09/11/2022

Org Key	Position	Salary			Group Health	Medicare	TCDRS	AUL	Total
		FTE	Grade	Salary					
1101522020 Parks	102 RNTL PMT AMB I	1.000	101	12,199	9,541	177	1,448	958	24,323
1101522020 Parks	103 PARK AIDE	1.000	101	12,271	9,541	178	1,457	963	24,410
1101522020 Parks	104 RNTL PMT AMB I	1.000	101	13,141	9,541	191	1,560	1,136	25,569
1101522020 Parks	105 RNTL PMT AMB I	1.000	101	12,978	9,541	189	1,541	1,122	25,371
1101522020 Parks	106 RNTL PMT AMB I	1.000	101	12,154	9,541	177	1,443	954	24,269
1101522020 Parks	107 RNTL PMT AMB I	1.000	101	12,154	0	177	1,443	954	14,728
1101522020		42.000		1,383,444	391,181	20,160	164,863	116,087	2,075,735

****Galv Cnty Production****

Position Personnel Budgeting

Model ID: 2023TB

Report Date: 09/11/2022

Org Key	Position	Salary		Group Health	Medicare	TCDRS	AUL	Total
		FTE	Grade Salary					
1101610200 AgriLife Extension	002 COOP EXT AGENT	1.000	00/ 31,899	9,541	463	0	2,758	44,661
1101610200 AgriLife Extension	003 COOP EXT COORD	1.000	00/ 27,342	9,541	397	0	2,146	39,426
1101610200 AgriLife Extension	004 ADMIN ASST I	1.000	109 38,544	9,541	559	4,576	3,333	56,553
1101610200 AgriLife Extension	005 COOP EXT SPEC	1.000	110 40,436	9,541	587	4,800	3,496	58,860
1101610200 AgriLife Extension	006 COOP EXT AGENT	1.000	000 33,297	9,541	483	3,953	2,613	49,887
1101610200 AgriLife Extension	007 PRINCIPAL AGENT	1.000	00/ 35,726	9,541	519	0	3,089	48,875
1101610200 AgriLife Extension	008 ADMIN ASST I	1.000	109 35,913	0	521	4,263	2,819	43,516
1101610200 AgriLife Extension	009 ADMIN ASST I	1.000	109 38,904	9,541	565	4,618	3,364	56,992
1101610200 AgriLife Extension	010 ADMIN ASST I	1.000	109 35,913	9,541	521	4,263	2,819	53,057
1101610200 AgriLife Extension	011 COOP EXT AGENT	1.000	00/ 27,863	0	405	0	2,409	30,677
1101610200		10.000	345,837	76,328	5,020	26,473	28,846	482,504

****Galv Cnty Production****

Position Personnel Budgeting

Model ID: 2023TB

Report Date: 09/11/2022

Org Key	Position	Salary		Group		TCDRS	AUL	Total
		FTE	Grade Salary	Health	Medicare			
1101		1,100.500	65,229,693	10,178,049	977,687	7,964,639	5,632,004	89,982,072

****Galv Cnty Production****

Position Personnel Budgeting

Model ID: 2023TB

Report Date: 09/11/2022

Org Key	Position	Salary		Group Health	Medicare	TCDRS	AUL	Total
		FTE	Grade Salary					
1201114021 County Clerk Archive	002 DEP CNTY CLRK I	1.000	106 33,600	9,541	488	3,989	2,905	50,523
1201114021 County Clerk Archive	003 SR DEP CTY CLRK	1.000	110 42,498	9,541	617	5,045	3,674	61,375
1201114021 County Clerk Archive	004 DEP CTY CLRK II	1.000	000 32,574	9,541	473	3,867	2,557	49,012
1201114021 County Clerk Archive	007 DEP CNTY CLRK I	1.000	000 31,023	9,541	450	3,683	2,435	47,132
1201114021 County Clerk Archive	009 DEP CNTY CLRK I	1.000	106 37,643	9,541	546	4,469	3,255	55,454
1201114021 County Clerk Archive	012 ARCHIVE SUPERVI	1.000	115 51,505	9,541	747	6,114	4,453	72,360
1201114021		6.000	228,843	57,246	3,321	27,167	19,279	335,856

****Galv Cnty Production****

Position Personnel Budgeting

Model ID: 2023TB

Report Date: 09/11/2022

Org Key	Position	Salary		Group		TCDRS	AUL	Total	
		FTE	Grade	Health	Medicare				
1201		6.000		228,843	57,246	3,321	27,167	19,279	335,856

****Galv Cnty Production****

Position Personnel Budgeting

Model ID: 2023TB

Report Date: 09/11/2022

Org Key	Position	Salary		Group Health	Medicare	TCDRS	AUL	Total
		FTE	Grade Salary					
1202256100 Juvenile Justice	007 RECORDS TECH	1.000	107 52,573	9,541	763	6,241	4,545	73,663
1202256100 Juvenile Justice	008 ADMIN CLERK	1.000	106 31,883	0	463	3,785	2,502	38,633
1202256100 Juvenile Justice	012 JUV PROB OFCR	1.000	313 50,241	9,541	729	5,964	3,943	70,418
1202256100 Juvenile Justice	013 JUV PROB OFCR	1.000	313 50,241	9,541	729	5,964	3,943	70,418
1202256100 Juvenile Justice	014 JUVENILE RESOUR	1.000	315 55,202	9,541	801	6,553	4,332	76,429
1202256100 Juvenile Justice	016 JUV PROB OFCR	1.000	313 65,936	9,541	957	7,827	5,701	89,962
1202256100 Juvenile Justice	019 CSWR SVC SUPER	1.000	115 51,018	9,541	740	6,056	4,411	71,766
1202256100 Juvenile Justice	026 JUV PROB OFCR	1.000	313 50,241	9,541	729	5,964	3,943	70,418
1202256100		8.000	407,335	66,787	5,911	48,354	33,320	561,707

****Galv Cnty Production****

Position Personnel Budgeting

Model ID: 2023TB

Report Date: 09/11/2022

Org Key	Position	Salary		Group Health	Medicare	TCDRS	AUL	Total
		FTE	Grade Salary					
1202256105 Juv Justice - Administration	001 JUV JUST DIR	1.000	332 134,653	9,541	1,953	15,984	11,641	173,772
1202256105 Juv Justice - Administration	003 DEPUTY DIR/CASE	1.000	121 75,997	9,541	1,102	9,021	6,570	102,231
1202256105 Juv Justice - Administration	004 ADMIN ASST II	1.000	113 52,718	9,541	765	6,258	4,558	73,840
1202256105 Juv Justice - Administration	009 FINANCIAL ANALY	1.000	119 72,393	9,541	1,050	8,593	6,259	97,836
1202256105		4.000	335,761	38,164	4,870	39,856	29,028	447,679

****Galv Cnty Production****

Position Personnel Budgeting

Model ID: 2023TB

Report Date: 09/11/2022

Org Key	Position	Salary			Group Health	Medicare	TCDRS	AUL	Total
		FTE	Grade	Salary					
1202256118 Detention	002 DEPUTY DIR OF D	1.000	322	81,449	9,541	1,182	9,668	7,042	108,882
1202256118 Detention	006 RECORDS TECH	1.000	107	36,258	9,541	526	4,304	2,846	53,475
1202256118 Detention	011 JUV PROB OFCR	1.000	313	52,754	9,541	765	6,262	4,140	73,462
1202256118 Detention	021 JUV PROB OFCR	1.000	313	52,754	9,541	765	6,262	4,140	73,462
1202256118 Detention	022 JUV PROB OFCR	1.000	313	52,754	9,541	765	6,262	4,140	73,462
1202256118 Detention	024 JUV PROB OFCR	1.000	313	58,452	9,541	848	6,939	5,054	80,834
1202256118 Detention	028 JUV SUPER OFCR	1.000	309	47,849	9,541	694	5,680	4,137	67,901
1202256118 Detention	029 JUV SUPER OFCR	1.000	309	45,570	9,541	661	5,410	3,576	64,758
1202256118 Detention	030 JUV SUPER OFCR	1.000	309	47,849	9,541	694	5,680	4,137	67,901
1202256118 Detention	031 JUV SUPER OFCR	1.000	309	45,570	9,541	661	5,410	3,576	64,758
1202256118 Detention	032 JUV SUPER OFCR	1.000	309	45,570	9,541	661	5,410	3,576	64,758
1202256118 Detention	033 JUV SUPER OFCR	1.000	309	47,849	9,541	694	5,680	4,137	67,901
1202256118 Detention	035 JUV SUPER OFCR	1.000	309	45,570	9,541	661	5,410	3,576	64,758
1202256118 Detention	037 JUV SUPER OFCR	1.000	309	45,570	9,541	661	5,410	3,940	65,122
1202256118 Detention	038 JUV SUPER OFCR	1.000	309	47,849	9,541	694	5,680	4,137	67,901
1202256118 Detention	041 JUV SUPER OFCR	1.000	309	50,127	9,541	727	5,951	4,334	70,680
1202256118 Detention	043 JUV SUPER OFCR	1.000	309	45,570	9,541	661	5,410	3,576	64,758
1202256118 Detention	044 JUV SUPER OFCR	1.000	309	45,570	9,541	661	5,410	3,576	64,758
1202256118 Detention	046 JUV SUPER OFCR	1.000	309	47,849	9,541	694	5,680	4,137	67,901
1202256118 Detention	048 JUV SUPER OFCR	1.000	309	50,127	9,541	727	5,951	4,334	70,680
1202256118 Detention	050 JUV SUPER OFCR	1.000	309	45,570	9,541	661	5,410	3,940	65,122
1202256118 Detention	051 JUV DET SUPERIN	1.000	317	58,161	9,541	844	6,904	5,028	80,478
1202256118 Detention	053 JUVJSTCTRLOP	1.000	309	50,127	9,541	727	5,951	4,334	70,680
1202256118 Detention	055 JUVJSTCTRLOP	1.000	309	45,570	9,541	661	5,410	3,576	64,758
1202256118 Detention	056 JUVJSTCTRLOP	1.000	309	45,570	9,541	661	5,410	3,576	64,758
1202256118 Detention	058 LAUNDRY MANANGE	1.000	109	45,564	9,541	661	5,409	3,940	65,115
1202256118 Detention	500 JUVENILE SUPERV	1.000	00/	0	0	0	0	0	0
1202256118 Detention	501 JUV SUP OFC	1.000	00/	0	0	0	0	0	0
1202256118 Detention	502 JV PRB OF - PT	1.000	00/	0	0	0	0	0	0
1202256118 Detention	081 ADMIN ASST I	.250	109	9,065	2,386	132	1,076	712	13,371
1202256118		29.250		1,292,537	250,452	18,749	153,439	107,217	1,822,394

****Galv Cnty Production****

Position Personnel Budgeting

Model ID: 2023TB

Report Date: 09/11/2022

Org Key	Position	Salary			Group Health	Medicare	TCDRS	AUL	Total
		FTE	Grade	Salary					
1202256119 Post Program	023 JUV SUPER OFCR	1.000	309	37,693	9,541	547	4,475	2,958	55,214
1202256119 Post Program	034 JUV SUPER OFCR	1.000	309	37,693	9,541	547	4,475	2,958	55,214
1202256119 Post Program	036 JUV SUPER OFCR	1.000	309	39,628	9,541	575	4,704	3,426	57,874
1202256119 Post Program	040 JUV SUPER OFCR	1.000	309	37,693	9,541	547	4,475	2,958	55,214
1202256119 Post Program	042 JUV SUPER OFCR	1.000	309	37,693	9,541	547	4,475	2,958	55,214
1202256119 Post Program	020 DEPUTY DIR/SPEC	.500	121	32,557	4,771	473	3,865	2,555	44,221
1202256119 Post Program	081 ADMIN ASST I	.250	109	9,065	2,386	132	1,076	712	13,371
1202256119		5.750		232,022	54,862	3,368	27,545	18,525	336,322

****Galv Cnty Production****

Position Personnel Budgeting

Model ID: 2023TB

Report Date: 09/11/2022

Org Key	Position	Salary		Group Health	Medicare	TCDRS	AUL	Total
		FTE	Grade Salary					
1202256130 JP Court	069 COURT REPORTER	1.000	00/ 100,266	9,541	1,454	11,902	8,668	131,831
1202256130		1.000	100,266	9,541	1,454	11,902	8,668	131,831

****Galv Cnty Production****

Position Personnel Budgeting

Model ID: 2023TB

Report Date: 09/11/2022

Org Key	Position	Salary			Group Health	Medicare	TCDRS	AUL	Total
		FTE	Grade	Salary					
1202256155 JJAEP	020 DEPUTY DIR/SPEC	.500	121	32,557	4,771	473	3,865	2,555	44,221
1202256155 JJAEP	068 JJAEP COORD	1.000	313	52,633	9,541	764	6,248	4,551	73,737
1202256155 JJAEP	081 ADMIN ASST I	.500	109	18,129	4,771	263	2,152	1,423	26,738
1202256155		2.000		103,319	19,083	1,500	12,265	8,529	144,696

****Galv Cnty Production****

Position Personnel Budgeting

Model ID: 2023TB

Report Date: 09/11/2022

Org Key	Position	Salary		Group		TCDRS	AUL	Total	
		FTE	Grade	Health	Medicare				
1202		50.000		2,471,240	438,889	35,852	293,361	205,287	3,444,629

****Galv Cnty Production****

Position Personnel Budgeting

Model ID: 2023TB

Report Date: 09/11/2022

Org Key	Position	Salary			Group Health	Medicare	TCDRS	AUL	Total
		FTE	Grade	Salary					
1204544042 Beach Maintenance-Rd &	001 HEAVY EQUIPMENT	1.000	108	35,024	9,541	508	4,158	2,749	51,980
1204544042 Beach Maintenance-Rd &	002 HEAVY EQUIPMENT	1.000	108	34,696	9,541	504	4,119	2,723	51,583
1204544042 Beach Maintenance-Rd &	003 HEAVY EQUIPMENT	1.000	108	34,203	9,541	496	4,060	2,684	50,984
1204544042		3.000		103,923	28,623	1,508	12,337	8,156	154,547

****Galv Cnty Production****

Position Personnel Budgeting

Model ID: 2023TB

Report Date: 09/11/2022

Org Key	Position	Salary		Group		TCDRS	AUL	Total	
		FTE	Grade	Health	Medicare				
1204		3.000		103,923	28,623	1,508	12,337	8,156	154,547

****Galv Cnty Production****

Position Personnel Budgeting

Model ID: 2023TB

Report Date: 09/11/2022

Org Key	Position	Salary		Group Health	Medicare	TCDRS	AUL	Total
		FTE	Grade Salary					
1206443300 Child Welfare	002 FEDERAL REIMBUR	1.000	109 43,312	9,541	629	5,142	3,745	62,369
1206443300		1.000	43,312	9,541	629	5,142	3,745	62,369

****Galv Cnty Production****

Position Personnel Budgeting

Model ID: 2023TB

Report Date: 09/11/2022

Org Key	Position	FTE	Salary	Grade	Health	Medicare	TCDRS	AUL	Total
1206		1.000	43,312		9,541	629	5,142	3,745	62,369

****Galv Cnty Production****

Position Personnel Budgeting

Model ID: 2023TB

Report Date: 09/11/2022

Org Key	Position	Salary		Group Health	Medicare	TCDRS	AUL	Total
		FTE	Grade Salary					
1207652133 Economic Development	001 ECONOMIC DEV DI	1.000	234 133,532	9,541	1,937	15,851	11,544	172,405
1207652133 Economic Development	002 ECO DEVELOP SPC	1.000	113 50,000	9,541	725	5,935	3,924	70,125
1207652133		2.000	183,532	19,082	2,662	21,786	15,468	242,530

****Galv Cnty Production****

Position Personnel Budgeting

Model ID: 2023TB

Report Date: 09/11/2022

Org Key	Position	Salary		Group		TCDRS	AUL	Total	
		FTE	Grade	Health	Medicare				
1207		2.000		183,532	19,082	2,662	21,786	15,468	242,530

****Galv Cnty Production****

Position Personnel Budgeting

Model ID: 2023TB

Report Date: 09/11/2022

Org Key	Position	Salary		Group Health	Medicare	TCDRS	AUL	Total
		FTE	Grade Salary					
1208120800 Mental Health Court Program	001 SPEC CRT COORD	.500	00/ 20,475	0	297	2,431	1,771	24,974
1208120800 Mental Health Court Program	002 PROBATION OFFIC	1.000	00/ 58,026	0	842	6,888	4,554	70,310
1208120800 Mental Health Court Program	003 JUDGE	1.000	00/ 145,598	0	2,112	0	0	147,710
1208120800 Mental Health Court Program	004 MH COURT COORD	1.000	00/ 53,824	9,541	781	6,389	4,654	75,189
1208120800 Mental Health Court Program	005 PROBATION OFFIC	1.000	00/ 45,365	0	658	5,385	3,922	55,330
1208120800		4.500	323,288	9,541	4,690	21,093	14,901	373,513

****Galv Cnty Production****

Position Personnel Budgeting

Model ID: 2023TB

Report Date: 09/11/2022

Org Key	Position	Salary		Group		TCDRS	AUL	Total	
		FTE	Grade	Health	Medicare				
1208		4.500		323,288	9,541	4,690	21,093	14,901	373,513

****Galv Cnty Production****

Position Personnel Budgeting

Model ID: 2023TB

Report Date: 09/11/2022

Org Key	Position	Salary		Group Health	Medicare	TCDRS	AUL	Total
		FTE	Grade Salary					
2101116020 Co Records Mgmt. & Presv	001 RECORDS TECH	1.000	107 43,654	9,541	633	5,182	3,774	62,784
2101116020		1.000	43,654	9,541	633	5,182	3,774	62,784

****Galv Cnty Production****

Position Personnel Budgeting

Model ID: 2023TB

Report Date: 09/11/2022

Org Key	Position	FTE	Salary	Grade	Health	Medicare	TCDRS	AUL	Total
2101		1.000	43,654		9,541	633	5,182	3,774	62,784

****Galv Cnty Production****

Position Personnel Budgeting

Model ID: 2023TB

Report Date: 09/11/2022

Org Key	Position	Salary		Group Health	Medicare	TCDRS	AUL	Total
		FTE	Grade Salary					
2102114020 Co Clerk Rec Mgmt & Pres. 001 IMAGING SYSTEM		1.000	116 56,349	9,541	818	6,689	4,872	78,269
2102114020 Co Clerk Rec Mgmt & Pres. 002 RECORDS MANAGER		1.000	115 52,782	9,541	766	6,266	4,564	73,919
2102114020 Co Clerk Rec Mgmt & Pres. 006 IM SYS AST ADMN		0	000 50,652	9,541	735	6,013	3,975	70,916
2102114020		2.000	159,783	28,623	2,319	18,968	13,411	223,104

****Galv Cnty Production****

Position Personnel Budgeting

Model ID: 2023TB

Report Date: 09/11/2022

Org Key	Position	Salary		Group		TCDRS	AUL	Total	
		FTE	Grade	Health	Medicare				
2102		2.000		159,783	28,623	2,319	18,968	13,411	223,104

****Galv Cnty Production****

Position Personnel Budgeting

Model ID: 2023TB

Report Date: 09/11/2022

Org Key	Position	Salary		Group Health	Medicare	TCDRS	AUL	Total
		FTE	Grade Salary					
2107151552 Tax Assessor/Coll Chapter	502 VOTER REGISTRAT	1.000	00/ 12,980	0	189	0	0	13,169
2107151552 Tax Assessor/Coll Chapter	503 VOTER REGISTRAT	1.000	00/ 12,980	0	189	0	0	13,169
2107151552		2.000	25,960 	0 	378 	0 	0 	26,338

****Galv Cnty Production****

Position Personnel Budgeting

Model ID: 2023TB

Report Date: 09/11/2022

Org Key	Position	FTE	Salary Grade	Salary	Group Health	Medicare	TCDRS	AUL	Total
2107		2.000		25,960	0	378	0	0	26,338

****Galv Cnty Production****

Position Personnel Budgeting

Model ID: 2023TB

Report Date: 09/11/2022

Org Key	Position	Salary		Group Health	Medicare	TCDRS	AUL	Total
		FTE	Grade Salary					
2131127100 District Attorney	001 DEP DISTR CLRK	1.000	000 32,574	9,541	473	3,867	2,557	49,012
2131127100		1.000	32,574	9,541	473	3,867	2,557	49,012

****Galv Cnty Production****

Position Personnel Budgeting

Model ID: 2023TB

Report Date: 09/11/2022

Org Key	Position	FTE	Salary	Grade	Salary	Group Health	Medicare	TCDRS	AUL	Total
2131		1.000	32,574			9,541	473	3,867	2,557	49,012

****Galv Cnty Production****

Position Personnel Budgeting

Model ID: 2023TB

Report Date: 09/11/2022

Org Key	Position	Salary			Group Health	Medicare	TCDRS	AUL	Total
		FTE	Grade	Salary					
2205295100 Courthouse Security	001 DEP SHERIFF I	1.000	514	51,250	9,541	744	6,084	4,431	72,050
2205295100 Courthouse Security	002 DEP SHERIFF V	1.000	520	66,795	9,541	995	8,143	5,931	91,405
2205295100 Courthouse Security	003 DEP SHERIFF V	1.000	520	66,795	9,541	995	8,143	5,931	91,405
2205295100		3.000		184,840	28,623	2,734	22,370	16,293	254,860

****Galv Cnty Production****

Position Personnel Budgeting

Model ID: 2023TB

Report Date: 09/11/2022

Org Key	Position	Salary		Group		TCDRS	AUL	Total	
		FTE	Grade	Health	Medicare				
2205		3.000		184,840	28,623	2,734	22,370	16,293	254,860

****Galv Cnty Production****

Position Personnel Budgeting

Model ID: 2023TB

Report Date: 09/11/2022

Org Key	Position	Salary		Group Health	Medicare	TCDRS	AUL	Total
		FTE	Grade Salary					
2301312110 Administration	001 ROAD ADMINISTRA	1.000	230 120,045	9,541	1,741	14,250	10,378	155,955
2301312110 Administration	002 FINANCE & ADMIN	1.000	119 60,186	9,541	873	7,145	5,204	82,949
2301312110 Administration	009 ADMIN ASST II	1.000	113 44,597	9,541	647	5,294	3,856	63,935
2301312110 Administration	010 ADMIN ASST II	1.000	113 45,479	9,541	660	5,399	3,932	65,011
2301312110		4.000	270,307 	38,164 	3,921 	32,088 	23,370 	367,850

****Galv Cnty Production****

Position Personnel Budgeting

Model ID: 2023TB

Report Date: 09/11/2022

Org Key	Position	Salary			Group Health	Medicare	TCDRS	AUL	Total
		FTE	Grade	Salary					
2301312120 F.M. Lateral Road	001 DRAINAGE MANAGE	1.000	119	62,894	9,541	912	7,466	4,936	85,749
2301312120 F.M. Lateral Road	003 PAVING MANAGER	1.000	121	74,266	9,541	1,077	8,816	6,421	100,121
2301312120 F.M. Lateral Road	004 HEAVY EQUIPMENT	1.000	109	42,488	9,541	617	5,044	3,674	61,364
2301312120 F.M. Lateral Road	005 HVY EQP OP III	1.000	110	49,977	9,541	725	5,933	4,321	70,497
2301312120 F.M. Lateral Road	008 PUBLIC WORKS SU	1.000	115	57,491	9,541	834	6,825	4,971	79,662
2301312120 F.M. Lateral Road	009 HVY EQP OP III	1.000	110	46,768	9,541	679	5,552	4,044	66,584
2301312120 F.M. Lateral Road	010 HVY EQP OP III	1.000	110	44,123	9,541	640	5,238	3,815	63,357
2301312120 F.M. Lateral Road	012 HVY EQP OP III	1.000	110	37,709	0	547	4,476	2,959	45,691
2301312120 F.M. Lateral Road	013 HEAVY EQUIPMENT	1.000	109	40,720	9,541	591	4,834	3,521	59,207
2301312120 F.M. Lateral Road	014 HVY EQP OP III	1.000	110	41,673	9,541	605	4,947	3,603	60,369
2301312120 F.M. Lateral Road	015 HVY EQUIP OP II	1.000	109	38,248	9,541	555	4,541	3,307	56,192
2301312120 F.M. Lateral Road	016 HEAVY EQ OP III	1.000	110	43,531	9,541	632	5,168	3,764	62,636
2301312120 F.M. Lateral Road	017 HEAVY EQUIPMENT	1.000	109	36,258	9,541	526	4,304	2,846	53,475
2301312120 F.M. Lateral Road	020 HEAVY EQUIPMENT	1.000	109	37,145	9,541	539	4,410	3,212	54,847
2301312120 F.M. Lateral Road	021 HEAVY EQUIPMENT	1.000	109	37,701	9,541	547	4,476	2,959	55,224
2301312120 F.M. Lateral Road	022 HEAVY EQUIPMENT	1.000	108	37,900	9,541	550	4,499	3,277	55,767
2301312120 F.M. Lateral Road	023 HEAVY EQUIPMENT	1.000	109	35,913	9,541	521	4,263	2,819	53,057
2301312120 F.M. Lateral Road	024 HEAVY EQUIPMENT	1.000	109	37,160	9,541	539	4,411	2,916	54,567
2301312120 F.M. Lateral Road	025 HVY EQP OP III	1.000	110	46,390	9,541	673	5,507	4,011	66,122
2301312120 F.M. Lateral Road	027 HEAVY EQUIPMENT	1.000	108	34,203	9,541	496	4,060	2,684	50,984
2301312120 F.M. Lateral Road	028 HEAVY EQUIPMENT	1.000	000	38,129	9,541	553	4,526	2,992	55,741
2301312120 F.M. Lateral Road	029 PUBLIC WORKS SU	1.000	115	56,982	9,541	827	6,764	4,927	79,041
2301312120 F.M. Lateral Road	030 HEAVY EQUIPMENT	1.000	109	37,617	9,541	546	4,466	3,252	55,422
2301312120 F.M. Lateral Road	033 HEAVY EQUIPMENT	1.000	108	34,943	9,541	507	4,148	2,742	51,881
2301312120 F.M. Lateral Road	034 HEAVY EQUIPMENT	1.000	000	34,948	9,541	507	4,149	2,743	51,888
2301312120 F.M. Lateral Road	043 HEAVY EQUIPMENT	1.000	108	34,203	9,541	496	4,060	2,684	50,984
2301312120 F.M. Lateral Road	045 HVY EQP OPER I	1.000	108	34,861	9,541	506	4,139	2,736	51,783
2301312120 F.M. Lateral Road	049 HEAVY EQUIPMENT	1.000	108	34,203	9,541	496	4,060	2,684	50,984
2301312120 F.M. Lateral Road	053 HEAVY EQUIPMENT	1.000	109	37,897	9,541	550	4,499	3,277	55,764
2301312120 F.M. Lateral Road	054 HEO IV	1.000	112	43,432	9,541	630	5,156	3,409	62,168
2301312120 F.M. Lateral Road	057 PUBLIC WORKS SU	1.000	115	53,233	9,541	772	6,319	4,602	74,467
2301312120 F.M. Lateral Road	059 HVY EQP OP III	1.000	110	38,833	9,541	564	4,610	3,048	56,596
2301312120 F.M. Lateral Road	061 DRAINAGE MANAGE	1.000	119	65,954	9,541	957	7,829	5,702	89,983
2301312120 F.M. Lateral Road	062 PUBLIC WORKS SU	1.000	115	54,461	9,541	790	6,465	4,709	75,966
2301312120 F.M. Lateral Road	063 HVY EQP OP IV	1.000	112	44,051	9,541	639	5,229	3,809	63,269
2301312120 F.M. Lateral Road	064 HVY EQP OP III	1.000	110	43,359	9,541	629	5,147	3,749	62,425

****Galv Cnty Production****

Position Personnel Budgeting

Model ID: 2023TB

Report Date: 09/11/2022

Org Key	Position	Salary		Group Health	Medicare	TCDRS	AUL	Total
		FTE	Grade Salary					
2301312120 F.M. Lateral Road	065 HEAVY EQUIPMENT	1.000	109 43,423	9,541	630	5,155	3,754	62,503
2301312120 F.M. Lateral Road	066 HEAVY EQUIPMENT	1.000	000 36,309	9,541	527	4,310	2,850	53,537
2301312120 F.M. Lateral Road	067 HEO IV	1.000	112 42,373	9,541	615	5,030	3,664	61,223
2301312120 F.M. Lateral Road	068 HEO IV	1.000	112 43,535	9,541	632	5,168	3,417	62,293
2301312120 F.M. Lateral Road	069 HVY EQUIP OP II	1.000	109 38,925	9,541	565	4,621	3,365	57,017
2301312120 F.M. Lateral Road	070 HEO III	1.000	110 39,456	9,541	573	4,684	3,411	57,665
2301312120		42.000	1,813,685	391,181	26,316	215,304	151,586	2,598,072

****Galv Cnty Production****

Position Personnel Budgeting

Model ID: 2023TB

Report Date: 09/11/2022

Org Key	Position	Salary		Group		TCDRS	AUL	Total						
		FTE	Grade	Health	Medicare									
2301		46.000		2,083,992		429,345		30,237		247,392		174,956		2,965,922

****Galv Cnty Production****

Position Personnel Budgeting

Model ID: 2023TB

Report Date: 09/11/2022

Org Key	Position	Salary		Group Health	Medicare	TCDRS	AUL	Total	
		FTE	Grade						Salary
2303314300 Right Of Way	001 PLATTING & RIGH	1.000	123	81,085	9,541	1,176	9,625	7,010	108,437
2303314300		1.000		81,085	9,541	1,176	9,625	7,010	108,437

****Galv Cnty Production****

Position Personnel Budgeting

Model ID: 2023TB

Report Date: 09/11/2022

Org Key	Position	FTE	Salary	Grade	Salary	Group Health	Medicare	TCDRS	AUL	Total
2303		1.000	81,085			9,541	1,176	9,625	7,010	108,437

****Galv Cnty Production****

Position Personnel Budgeting

Model ID: 2023TB

Report Date: 09/11/2022

Org Key	Position	Salary			Group Health	Medicare	TCDRS	AUL	Total
		FTE	Grade	Salary					
2341313100 Road District #1	001 TOLL COLLECTOR	1.000	102	39,548	9,541	574	4,695	3,419	57,777
2341313100 Road District #1	002 TOLL COLLECTOR	1.000	102	39,548	9,541	574	4,695	0	54,358
2341313100 Road District #1	003 TOLL COLLECTOR	1.000	102	39,548	9,541	574	4,695	3,419	57,777
2341313100 Road District #1	004 TOLL COLLECTOR	1.000	102	40,723	9,541	591	4,834	3,521	59,210
2341313100 Road District #1	500 TOLL COLLECTOR	1.000	00/	15,403	0	224	0	0	15,627
2341313100		5.000		174,770	38,164	2,537	18,919	10,359	244,749

****Galv Cnty Production****

Position Personnel Budgeting

Model ID: 2023TB

Report Date: 09/11/2022

Org Key	Position	Salary		Group		TCDRS	AUL	Total	
		FTE	Grade	Health	Medicare				
2341		5.000		174,770	38,164	2,537	18,919	10,359	244,749

****Galv Cnty Production****

Position Personnel Budgeting

Model ID: 2023TB

Report Date: 09/11/2022

Org Key	Position	Salary			Group Health	Medicare	TCDRS	AUL	Total
		FTE	Grade	Salary					
2370296100 Flood Control	003 HEAVY EQUIPMENT	1.000	108	35,817	9,541	520	4,252	2,811	52,941
2370296100 Flood Control	005 HVY EQP OP III	1.000	110	44,792	9,541	650	5,317	3,873	64,173
2370296100 Flood Control	007 HEAVY EQUIPMENT	1.000	109	39,191	9,541	569	4,652	3,388	57,341
2370296100 Flood Control	009 HEO III	1.000	110	41,861	9,541	607	4,969	3,619	60,597
2370296100 Flood Control	015 HVY EQP OP III	1.000	000	38,125	9,541	553	4,526	2,992	55,737
2370296100 Flood Control	016 HEAVY EQUIPMENT	1.000	108	36,557	9,541	531	4,340	3,161	54,130
2370296100 Flood Control	017 HEAVY EQUIPMENT	1.000	000	34,514	9,541	501	4,097	2,709	51,362
2370296100 Flood Control	018 HVY EQP OP III	1.000	110	38,819	9,541	563	4,608	3,356	56,887
2370296100 Flood Control	021 HEAVY EQUIPMENT	1.000	109	41,879	9,541	608	4,972	3,621	60,621
2370296100 Flood Control	055 HVY EQP OP III	1.000	110	44,604	9,541	647	5,295	3,857	63,944
2370296100 Flood Control	056 DR AND BE MANAG	1.000	119	68,786	9,541	998	8,165	5,947	93,437
2370296100 Flood Control	057 REG SERV COOD-B	.600	122	52,667	5,725	764	6,252	4,553	69,961
2370296100		11.600		517,612	110,676	7,511	61,445	43,887	741,131

****Galv Cnty Production****

Position Personnel Budgeting

Model ID: 2023TB

Report Date: 09/11/2022

Org Key	Position	Salary		Group Health	Medicare	TCDRS	AUL	Total
		FTE	Grade Salary					
2370296110 Building Inspector	001 FLD PLN & P MGR	1.000	120 63,540	9,541	922	7,543	5,494	87,040
2370296110 Building Inspector	003 PERMIT TECHNICI	1.000	109 36,949	9,541	536	4,386	2,900	54,312
2370296110 Building Inspector	004 PERMIT TECHNICI	1.000	109 36,949	9,541	536	4,386	2,900	54,312
2370296110		3.000	137,438	28,623	1,994	16,315	11,294	195,664

****Galv Cnty Production****

Position Personnel Budgeting

Model ID: 2023TB

Report Date: 09/11/2022

Org Key	Position	Salary		Group Health	Medicare	TCDRS	AUL	Total
		FTE	Grade Salary					
2370296121 Seawall Maintenance	001 SEAWALL MAINTEN	1.000	122 90,755	9,541	1,316	10,773	7,846	120,231
2370296121 Seawall Maintenance	003 SEAWALL MAINTEN	1.000	108 35,568	9,541	516	4,222	2,792	52,639
2370296121 Seawall Maintenance	006 SEAWALL MAINTEN	1.000	108 35,024	9,541	508	4,158	2,749	51,980
2370296121 Seawall Maintenance	008 PUBLIC WORKS SU	1.000	000 50,634	9,541	735	6,011	3,974	70,895
2370296121 Seawall Maintenance	009 SEAWALL MAINTEN	1.000	108 39,225	9,541	569	4,657	3,392	57,384
2370296121 Seawall Maintenance	010 SEAWALL MAINTEN	1.000	108 37,628	9,541	546	4,467	3,253	55,435
2370296121		6.000	288,834	57,246	4,190	34,288	24,006	408,564

****Galv Cnty Production****

Position Personnel Budgeting

Model ID: 2023TB

Report Date: 09/11/2022

Org Key	Position	Salary		Group		TCDRS	AUL	Total	
		FTE	Grade	Health	Medicare				
2370		20.600		943,884	196,545	13,695	112,048	79,187	1,345,359

****Galv Cnty Production****

Position Personnel Budgeting

Model ID: 2023TB

Report Date: 09/11/2022

Org Key	Position	Salary		Group Health	Medicare	TCDRS	AUL	Total
		FTE	Grade Salary					
2410411100 Mosquito Control District	001 MOSQUITO CONTRO	1.000	218 89,298	9,541	1,302	10,657	7,762	118,560
2410411100 Mosquito Control District	002 ADMIN ASST I	1.000	109 46,191	9,541	670	5,483	3,994	65,879
2410411100 Mosquito Control District	003 MQ CTRL SRV SPR	1.000	115 51,014	9,541	740	6,056	4,411	71,762
2410411100 Mosquito Control District	004 MOSQUITO CONTRO	1.000	115 59,012	9,541	856	7,005	5,102	81,516
2410411100 Mosquito Control District	007 MSQ SPR EQP OP	1.000	107 32,574	9,541	473	3,867	2,557	49,012
2410411100 Mosquito Control District	008 MQ CTRL SRVL IN	1.000	107 37,994	9,541	551	4,510	3,285	55,881
2410411100 Mosquito Control District	009 MSQ SPR EQP OP	1.000	107 32,574	9,541	473	3,867	2,557	49,012
2410411100 Mosquito Control District	010 MSQ SPR EQP OP	1.000	107 40,170	9,541	583	4,769	3,473	58,536
2410411100 Mosquito Control District	011 MSQ SPR EQP OP	1.000	107 32,574	9,541	473	3,867	2,557	49,012
2410411100 Mosquito Control District	012 MQ CTRL SRVL IN	1.000	000 32,574	9,541	473	3,867	2,557	49,012
2410411100 Mosquito Control District	012 MQ CTRL SRVL IN	1.000	000 40,737	9,541	591	4,836	3,197	58,902
2410411100 Mosquito Control District	013 MQ CTRL PRG CRD	1.000	115 61,977	9,541	899	7,357	5,358	85,132
2410411100 Mosquito Control District	017 MSQ SPR EQP OP	1.000	000 32,574	9,541	473	3,867	2,557	49,012
2410411100 Mosquito Control District	401 SURV. INSP. - T	1.000	000 32,056	9,541	465	3,806	2,516	48,384
2410411100 Mosquito Control District	402 SURV. INSP. - T	1.000	000 32,056	9,541	465	3,806	2,516	48,384
2410411100 Mosquito Control District	403 Z. SPR OPER	0	000 32,954	9,541	478	3,912	2,586	49,471
2410411100		15.000	686,329	152,656	9,965	81,532	56,985	987,467

****Galv Cnty Production****

Position Personnel Budgeting

Model ID: 2023TB

Report Date: 09/11/2022

Org Key	Position	Salary		Group		TCDRS	AUL	Total	
		FTE	Grade	Health	Medicare				
2410		15.000		686,329	152,656	9,965	81,532	56,985	987,467

****Galv Cnty Production****

Position Personnel Budgeting

Model ID: 2023TB

Report Date: 09/11/2022

Org Key	Position	Salary			Group Health	Medicare	TCDRS	AUL	Total
		FTE	Grade	Salary					
2601522042 Beach Maintenance	057 REG SERV COOD-B	.400	122	35,111	3,817	510	4,168	3,036	46,642
2601522042 Beach Maintenance	004 BCHPRK STKR SPR	1.000	114	57,785	9,541	838	6,860	4,996	80,020
2601522042 Beach Maintenance	005 BCH STK AST SPR	1.000	106	16,284	9,541	237	1,933	1,278	29,273
2601522042 Beach Maintenance	500 BEACH PK ST AMB	1.000	00/	25,032	0	363	0	0	25,395
2601522042 Beach Maintenance	501 BEACH PK ST AMB	1.000	00/	24,307	0	353	0	0	24,660
2601522042 Beach Maintenance	503 BEACH STIK AMBA	1.000	101	25,270	0	367	0	0	25,637
2601522042 Beach Maintenance	504 BEACH STK AMB	1.000	00/	24,307	9,541	353	0	0	34,201
2601522042 Beach Maintenance	505 BEACH STK AMB	1.000	00/	24,307	0	353	0	0	24,660
2601522042 Beach Maintenance	506 BEACH STK AMB	1.000	00/	25,032	0	363	0	0	25,395
2601522042		8.400		257,435	32,440	3,737	12,961	9,310	315,883

****Galv Cnty Production****

Position Personnel Budgeting

Model ID: 2023TB

Report Date: 09/11/2022

Org Key	Position	Salary		Group		TCDRS	AUL	Total	
		FTE	Grade	Health	Medicare				
2601		8.400		257,435	32,440	3,737	12,961	9,310	315,883

****Galv Cnty Production****

Position Personnel Budgeting

Model ID: 2023TB

Report Date: 09/11/2022

Org Key	Position	Salary		Group Health	Medicare	TCDRS	AUL	Total
		FTE	Grade Salary					
2826120900 Veterans Participation	401 VET. COURT COOR	1.000	115 52,681	9,541	1,528	12,508	8,689	84,947
2826120900 Veterans Participation	402 VET TRT CRT CMP	1.000	112 43,575	9,541	1,264	10,346	6,840	71,566
2826120900		2.000	96,256 	19,082 	2,792 	22,854 	15,529 	156,513

****Galv Cnty Production****

Position Personnel Budgeting

Model ID: 2023TB

Report Date: 09/11/2022

Org Key	Position	Salary		Group		TCDRS	AUL	Total	
		FTE	Grade	Salary	Health	Medicare			
2826		2.000		96,256	19,082	2,792	22,854	15,529	156,513

****Galv Cnty Production****

Position Personnel Budgeting

Model ID: 2023TB

Report Date: 09/11/2022

Org Key	Position	Salary			Group Health	Medicare	TCDRS	AUL	Total
		FTE	Grade	Salary					
2841256111 State Aid Grant	415 JUV PROB OFCR	1.000	313	50,241	9,541	1,458	11,928	7,886	81,054
2841256111 State Aid Grant	417 JUV PLACE OFCR	1.000	313	50,241	9,541	1,458	11,928	7,886	81,054
2841256111 State Aid Grant	418 JUV PROB OFCR	1.000	313	50,241	9,541	1,458	11,928	7,886	81,054
2841256111 State Aid Grant	465 JUV SUPV OFCR	1.000	309	50,127	9,541	1,454	11,902	8,268	81,292
2841256111 State Aid Grant	466 JUV SUPV OFCR	1.000	309	50,127	9,541	1,454	11,902	8,268	81,292
2841256111 State Aid Grant	467 SUPV-SPEC PROGR	1.000	115	53,569	9,541	1,554	12,718	8,408	85,790
2841256111 State Aid Grant	470 JUV PROB OFCR	1.000	313	50,241	9,541	1,458	11,928	7,886	81,054
2841256111 State Aid Grant	472 JUV PROB OFCR	1.000	313	45,679	9,541	1,326	10,844	7,170	74,560
2841256111 State Aid Grant	476 JUV SUPV OFCR	1.000	309	50,127	9,541	1,454	11,902	8,268	81,292
2841256111 State Aid Grant	485 JUV PROB OFCR	1.000	313	50,241	9,541	1,458	11,928	7,886	81,054
2841256111		10.000		500,834	95,410	14,532	118,908	79,812	809,496

****Galv Cnty Production****

Position Personnel Budgeting

Model ID: 2023TB

Report Date: 09/11/2022

Org Key	Position	Salary		Group		TCDRS	AUL	Total	
		FTE	Grade	Health	Medicare				
2841		10.000		500,834	95,410	14,532	118,908	79,812	809,496

****Galv Cnty Production****

Position Personnel Budgeting

Model ID: 2023TB

Report Date: 09/11/2022

Org Key	Position	Salary		Group Health	Medicare	TCDRS	AUL	Total
		FTE	Grade Salary					
2864211127 Auto Crimes Task Force	401 LIEUTENANT	1.000	526 85,111	9,541	2,522	20,634	14,334	132,142
2864211127 Auto Crimes Task Force	402 INVESTIGATOR I	1.000	523 74,437	9,541	2,212	18,100	12,574	116,864
2864211127 Auto Crimes Task Force	403 CRIME ANALY. II	.800	114 48,846	7,633	1,418	11,596	8,056	77,549
2864211127 Auto Crimes Task Force	404 INVESTIGATOR II	1.000	524 78,205	9,541	2,322	18,994	13,195	122,257
2864211127 Auto Crimes Task Force	405 INVESTIGATOR I	1.000	523 74,437	9,541	2,212	18,100	12,574	116,864
2864211127		4.800	361,036	45,797	10,686	87,424	60,733	565,676

****Galv Cnty Production****

Position Personnel Budgeting

Model ID: 2023TB

Report Date: 09/11/2022

Org Key	Position	Salary		Group		TCDRS	AUL	Total	
		FTE	Grade	Health	Medicare				
2864		4.800		361,036	45,797	10,686	87,424	60,733	565,676

****Galv Cnty Production****

Position Personnel Budgeting

Model ID: 2023TB

Report Date: 09/11/2022

Org Key	Position	Salary			Group			TCDRS	AUL	Total
		FTE	Grade	Salary	Health	Medicare				
2874127181 Crime Victim Asst Prog	401 SR VICTIM ADV	.800	114	38,501	7,633	1,118	9,142	6,351	62,745	
2874127181 Crime Victim Asst Prog	403 CRISIS IN. LIAS	.800	114	37,768	7,633	1,096	8,966	6,229	61,692	
2874127181		1.600		76,269	15,266	2,214	18,108	12,580	124,437	

****Galv Cnty Production****

Position Personnel Budgeting

Model ID: 2023TB

Report Date: 09/11/2022

Org Key	Position	Salary		Group Health	Medicare	TCDRS	AUL	Total
		FTE	Grade Salary					
2874127191 Pros Crm Ag Cld/Eld Cash	401 SR VICTIM ADV	.200	114 9,626	1,909	280	2,286	1,589	15,690
2874127191 Pros Crm Ag Cld/Eld Cash	403 CRISIS IN. LIAS	.200	114 9,442	1,909	274	2,242	1,558	15,425
2874127191		.400	19,068 	3,818 	554 	4,528 	3,147 	31,115

****Galv Cnty Production****

Position Personnel Budgeting

Model ID: 2023TB

Report Date: 09/11/2022

Org Key	Position	Salary		Group		TCDRS	AUL	Total	
		FTE	Grade	Health	Medicare				
2874		2.000		95,337	19,084	2,768	22,636	15,727	155,552

****Galv Cnty Production****

Position Personnel Budgeting

Model ID: 2023TB

Report Date: 09/11/2022

Org Key	Position	Salary		Group Health	Medicare	TCDRS	AUL	Total	
		FTE	Grade						Salary
2877127133 Protective Order Attorney	402 ATTORNEY II	.700	123	63,682	6,679	1,848	15,120	10,504	97,833
2877127133		.700		63,682	6,679	1,848	15,120	10,504	97,833

****Galv Cnty Production****

Position Personnel Budgeting

Model ID: 2023TB

Report Date: 09/11/2022

Org Key	Position	Salary		Group Health	Medicare	TCDRS	AUL	Total	
		FTE	Grade						Salary
2877127135 Cash Match Prt Ord Atty	402 ATTORNEY II	.300	123	27,293	2,863	792	6,480	4,502	41,930
2877127135		.300		27,293	2,863	792	6,480	4,502	41,930

****Galv Cnty Production****

Position Personnel Budgeting

Model ID: 2023TB

Report Date: 09/11/2022

Org Key	Position	Salary		Group Health	Medicare	TCDRS	AUL	Total	
		FTE	Grade						Salary
2877127151 Violence Against Women	401 CHIEF ADA	.630	228	61,686	6,011	1,790	14,646	9,682	93,815
2877127151		.630		61,686	6,011	1,790	14,646	9,682	93,815

****Galv Cnty Production****

Position Personnel Budgeting

Model ID: 2023TB

Report Date: 09/11/2022

Org Key	Position	Salary		Group Health	Medicare	TCDRS	AUL	Total	
		FTE	Grade						Salary
2877127195 Cash Match - VAWA	401 CHIEF ADA	.370	228	36,229	3,530	1,052	8,602	5,686	55,099
2877127195		.370		36,229	3,530	1,052	8,602	5,686	55,099

****Galv Cnty Production****

Position Personnel Budgeting

Model ID: 2023TB

Report Date: 09/11/2022

Org Key	Position	Salary		Group		TCDRS	AUL	Total	
		FTE	Grade	Health	Medicare				
2877		2.000		188,890	19,083	5,482	44,848	30,374	288,677

****Galv Cnty Production****

Position Personnel Budgeting

Model ID: 2023TB

Report Date: 09/11/2022

Org Key	Position	Salary			Group Health	Medicare	TCDRS	AUL	Total
		FTE	Grade	Salary					
2878127202 Mental Health Public	001 CHIEF PBLC DFDR	1.000	228	121,661	9,541	3,530	28,884	19,094	182,710
2878127202 Mental Health Public	002 ATTORNEY III	1.000	125	90,748	9,541	2,632	21,544	14,242	138,707
2878127202 Mental Health Public	003 ATTORNEY III	1.000	125	93,748	9,541	2,720	22,256	14,714	142,979
2878127202 Mental Health Public	004 MNTL HLTH CSWKR	1.000	115	48,821	9,541	1,416	11,592	7,662	79,032
2878127202 Mental Health Public	005 MNTL HLTH CSWKR	1.000	115	48,126	9,541	1,396	11,426	7,554	78,043
2878127202 Mental Health Public	006 MNTL HLTH CSWKR	1.000	115	48,821	9,541	1,416	11,592	7,662	79,032
2878127202 Mental Health Public	007 PARALEGAL	1.000	114	49,495	9,541	1,436	11,752	8,163	80,387
2878127202		7.000		501,420	66,787	14,546	119,046	79,091	780,890

****Galv Cnty Production****

Position Personnel Budgeting

Model ID: 2023TB

Report Date: 09/11/2022

Org Key	Position	Salary		Group		TCDRS	AUL	Total	
		FTE	Grade	Salary	Health	Medicare			
2878		7.000		501,420	66,787	14,546	119,046	79,091	780,890

****Galv Cnty Production****

Position Personnel Budgeting

Model ID: 2023TB

Report Date: 09/11/2022

Org Key	Position	Salary		Group Health	Medicare	TCDRS	AUL	Total	
		FTE	Grade						
2901151304 Auditor Administration	062 ACCNTNT II-ARPA	1.000	00/	54,080	9,541	1,570	12,840	8,488	86,519
2901151304		1.000		54,080	9,541	1,570	12,840	8,488	86,519

****Galv Cnty Production****

Position Personnel Budgeting

Model ID: 2023TB

Report Date: 09/11/2022

Org Key	Position	Salary		Group		TCDRS	AUL	Total	
		FTE	Grade	Salary	Health	Medicare			
2901		1.000		54,080	9,541	1,570	12,840	8,488	86,519

****Galv Cnty Production****

Position Personnel Budgeting

Model ID: 2023TB

Report Date: 09/11/2022

Org Key	Position	Salary		Group Health	Medicare	TCDRS	AUL	Total
		FTE	Grade Salary					
2921451121 Cong Meals - C1	401 RECORDS TECHN.	.500	107 17,538	4,771	510	4,164	2,894	29,877
2921451121 Cong Meals - C1	402 REC SPEC-SR	.500	111 23,263	4,771	682	5,580	3,877	38,173
2921451121 Cong Meals - C1	404 REC SPEC-SR	.500	111 22,825	4,771	670	5,476	3,804	37,546
2921451121 Cong Meals - C1	405 ACTIVITY ASST	.500	106 7,756	4,771	226	1,842	1,218	15,813
2921451121 Cong Meals - C1	406 ACTIVITY ASST	.500	106 8,267	4,771	240	1,964	1,364	16,606
2921451121 Cong Meals - C1	407 ACTIVITY ASST	.500	106 8,514	4,771	248	2,022	1,405	16,960
2921451121		3.000	88,163	28,626	2,576	21,048	14,562	154,975

****Galv Cnty Production****

Position Personnel Budgeting

Model ID: 2023TB

Report Date: 09/11/2022

Org Key	Position	Salary		Group Health	Medicare	TCDRS	AUL	Total
		FTE	Grade Salary					
2921451152 Title IIB & D	401 RECORDS TECHN.	.500	107 17,538	4,771	510	4,164	2,894	29,877
2921451152 Title IIB & D	410 DRIVER	1.000	000 29,994	9,541	435	3,561	2,354	45,885
2921451152 Title IIB & D	412 DRIVER	1.000	104 30,224	9,541	892	7,290	5,065	53,012
2921451152		2.500	77,756 	23,853 	1,837 	15,015 	10,313 	128,774

****Galv Cnty Production****

Position Personnel Budgeting

Model ID: 2023TB

Report Date: 09/11/2022

Org Key	Position	Salary		Group		TCDRS	AUL	Total	
		FTE	Grade	Health	Medicare				
2921		5.500		165,919	52,479	4,413	36,063	24,875	283,749

****Galv Cnty Production****

Position Personnel Budgeting

Model ID: 2023TB

Report Date: 09/11/2022

Org Key	Position	Salary		Group Health	Medicare	TCDRS	AUL	Total
		FTE	Grade					
999999999 Rollover Cost Center	999 RETIREE	1.000	00/	0	0	0	0	0
999999999		1.000		0	0	0	0	0

****Galv Cnty Production****

Position Personnel Budgeting

Model ID: 2023TB

Report Date: 09/11/2022

Org Key	Position	FTE	Salary Grade	Salary	Group Health	Medicare	TCDRS	AUL	Total
9999		1.000		0	0 0		0	0	0

Schedule of Proposed Changes in Salaries & Allowances for Elected Officials

The proposed changes in salaries and allowances for elected officials are recommended in the FY 2023 Galveston County Budget scheduled for public hearing on *Tuesday, September 19, 2022, at 9:30 A.M.* at the Calder Annex, located at 174 Calder Rd., Building #3 League City, Texas 77573.

Title	FY 2022		FY 2023		FY 2023 Max Increase	Auto Allowance	Footnotes
	Salary	State Paid	Salary	State Paid			
10th District Judge	\$186,000	\$168,000	\$186,000	\$168,000	\$0	\$0	(1)(11)*
56th District Judge	\$194,400	\$176,400	\$194,400	\$176,400	\$0	\$0	(1)(11)*
122nd District Judge	\$199,400	\$181,400	\$158,000	\$181,400	(\$41,400)	\$0	(1)(2)(11)*
212th District Judge	\$172,000	\$154,000	\$186,000	\$154,000	\$14,000	\$0	(1)(11)*
306th District Judge	\$172,000	\$154,000	\$186,000	\$154,000	\$14,000	\$0	(1)(11)*
405th District Judge	\$158,000	\$140,000	\$172,000	\$140,000	\$14,000	\$0	(1)(11)*
Criminal District Attorney	\$186,000	\$168,000	\$186,000	\$168,000	\$0	\$0	(1)*
County Judge	\$192,600	\$25,200	\$200,160	\$25,200	\$7,560	\$14,400	(5)(7)(8)(11)*
Commissioner - Precinct 1	\$120,500	\$0	\$125,320	\$0	\$4,820	\$14,400	(7)*
Commissioner - Precinct 2	\$120,500	\$0	\$125,320	\$0	\$4,820	\$14,400	(7)*
Commissioner - Precinct 3	\$120,500	\$0	\$125,320	\$0	\$4,820	\$14,400	(7)*
Commissioner - Precinct 4	\$120,500	\$0	\$125,320	\$0	\$4,820	\$14,400	(7)*
Tax Assessor-Collector	\$112,750	\$0	\$117,260	\$0	\$4,510	\$0	*
County Clerk	\$112,750	\$0	\$117,260	\$0	\$4,510	\$0	*
County Treasurer	\$112,750	\$0	\$117,260	\$0	\$4,510	\$0	*
District Clerk	\$112,750	\$0	\$117,260	\$0	\$4,510	\$0	*
County Sheriff	\$150,000	\$0	\$156,000	\$0	\$6,000	\$0	(6)*
County Court #1 Judge	\$186,000	\$0	\$193,400	\$0	\$7,400	\$0	(3)(11)*
County Court #2 Judge	\$177,000	\$0	\$191,000	\$0	\$14,000	\$0	(3)(4)(11)*
County Court #3 Judge	\$172,000	\$0	\$186,000	\$0	\$14,000	\$0	(3)(11)*
Probate Court Judge	\$186,000	\$0	\$193,400	\$0	\$7,400	\$0	(9)(10)(11)*
J.P. - Precinct 1	\$89,000	\$0	\$92,560	\$0	\$3,560	\$4,200	*
J.P. - Precinct 2	\$89,000	\$0	\$92,560	\$0	\$3,560	\$5,700	*
J.P. - Precinct 3	\$89,000	\$0	\$92,560	\$0	\$3,560	\$6,700	*
J.P. - Precinct 4	\$89,000	\$0	\$92,560	\$0	\$3,560	\$0	*
Constable - Precinct 1	\$78,000	\$0	\$81,120	\$0	\$3,120	\$14,400	(7)*
Constable - Precinct 2	\$78,000	\$0	\$81,120	\$0	\$3,120	\$14,400	(7)*
Constable - Precinct 3	\$78,000	\$0	\$81,120	\$0	\$3,120	\$14,400	(7)*
Constable - Precinct 4	\$78,000	\$0	\$81,120	\$0	\$3,120	\$14,400	(7)*

(1) District Court Judges can receive up to a maximum salary match from the county of \$18,000 per Government Code 659.012 and 32.001. The District Attorney is compensated per Government Code 46.003.

(2) The District Court Judges elect a District Local Administrative Judge who receives a \$5,000 annual supplement.

(3) County Court at Law Judges must be paid not less than \$1,000 less than the total annual salary received by a district judge in the county per Government Code 25.0005(a).

(4) The County Court Judges elect a County Court at Law Local Administrative Judge who receives a \$5,000 annual supplement.

(5) The County Judge, per Local Government Code 152.904(c), must be paid equal to or greater than 90% of any District Judge in Galveston County.

(6) The Galveston County Sheriff is assigned a County Sheriff's vehicle for transportation. No allowance is given.

(7) Auto allowance is \$14,400 per fiscal year or \$1,200 per month in office.

(8) The County Judge receives a supplement from the state equal to 18% annual base compensation of a District Judge per Government Code 26.006.

(9) Probate Court Judge must be paid an amount that is at least equal to the total annual salary received by a district judge in the county per Government Code 25.0023(a).

(10) The state shall annually compensate the county in an amount equal to 60 percent of the annual base salary the state pays to a district judge as set by the General Appropriations Act per Government Code 25.00211(a)

(11) Judges will receive the 2022 salary from Oct 1st 2012 - Dec 31st 2021 and the 2023 amount from Jan 1st 2023 - Sep 30th, 2023

* Based on 26 bi-weekly pay periods

**NOTICE OF
PUBLIC HEARING
on the FY 2023
Galveston County Budget**
The Galveston County
Commissioners Court
will hold a public hearing on the
FY 2023 budget
on September 19, 2022 at 9:30 a.m.
at the Calder Meeting Location
Building No. 3
174 Calder Road
League City, TX

As proposed, this budget will raise more total property taxes than last year's budget by an amount of \$3,110,418, or a 2.1158 percent increase, and of that amount \$1,425,280 is tax revenue to be raised from new property added to the tax roll this year.