

Galveston County, Texas

Adopted Budget

FY 2022

September 7, 2021

This budget will raise less revenue from property taxes than last year's budget by an amount of (\$240,895), which is a 0.1703456 percent decrease from last year's budget. The property tax revenue to be raised from new property added to the tax roll this year is \$1,424,734.

The members of the governing body voted on the budget as follows:

Commissioners Court Vote on Budget Adoption:

County Judge	Mark Henry	Yea
Commissioner Precinct 1	Darrell Apffel	Yea
Commissioner Precinct 2	Joe Giusti	Yea
Commissioner Precinct 3	Stephen Holmes	Yea
Commissioner Precinct 4	Ken Clark	Yea

Property Tax Comparison

Property Tax Rate	<u>FY 2021</u>	<u>FY 2022</u>
General Fund	\$ 0.373000	\$ 0.331520
Road & Bridge Fund	\$ 0.009000	\$ 0.009868
Mosquito Control Fund	\$ 0.004228	\$ 0.001210
Total Maintenance & Operating Tax Rate	\$ 0.386228	\$ 0.342598
Flood Control Fund	\$ 0.010773	\$ 0.009560
Tax Rate Before Debt Service	\$ 0.397000	\$ 0.352158
Debt Service Fund	\$ 0.078900	\$ 0.072342
Total Property Tax Rate	<u>\$ 0.475900</u>	<u>\$ 0.424500</u>
No New Revenue Rate	\$ 0.475952	\$ 0.424540
No New Revenue M & O Tax Rate	\$ 0.380470	\$ 0.352440
Voter Approval Rate	\$ 0.483961	\$ 0.454784

The debt obligation for Galveston County secured by property taxes:

\$ 210,083,482



Galveston County Citizens

Galveston County Organizational Chart

**Commissioners Court
County Judge
County Commissioners (4)**

District Judges (6)

County Auditor

Purchasing Board:
Galveston County
Commissioners Court (2)
District Court Judges (3)

Purchasing

Juvenile Justice Board:
County Judge, District Court
Judge (6), County Court Judge
(3), Justice of the Peace Judge
(1), Municipal Court Judge (1)

Juvenile Justice

Adult Probation Board
District Judges (6)

Adult Probation

Emergency
Management

Nuisance Abatement

Information
Technology/Print Shop

Personal Bond
Office

Collections
Office

Law Library

Alternative Dispute
Resolution

Economic
Development

General Government

Human
Resources

Professional
Services

Budget Office
Contract Services
(Indigent Care &
Medical Services)

Mosquito Control
Services

Specialty Courts

Veteran Treatment
Mental Health

Engineering

Right-of-Way /
Real Estate Services

Flood Control

Building Inspector
Flood Control

Road and Bridge
Administration

F.M. Lateral Road

Flood Control

Seawall Maintenance

Beach Maintenance

Fleet Management

Grants Administration

Child Welfare

Construction
Division

Facility Services &
Maintenance

Records
Management
Road District #1

Parks & Cultural
Services

Texas A&M
AgriLife Extension

Senior Services

Galveston County
Museum

Veteran Services

Constable (4)

County Clerk

County Courts (3)

Court
Administration

District Courts (6)

Court
Administration

District Attorney

District Clerk

Justice of the Peace
(4)

Probate Court (1)

Sheriff

Tax Assessor-
Collector

Treasurer

**GALVESTON COUNTY, TEXAS
ELECTED OFFICIALS**

COUNTY JUDGE

Mark A. Henry

COUNTY CLERK

Dwight D. Sullivan

COUNTY COMMISSIONER PRECINCT 1

Darrell Apffel

COUNTY SHERIFF

Henry Trochesset

COUNTY COMMISSIONER PRECINCT 2

Joe Giusti

DISTRICT CLERK

John Kinard

COUNTY COMMISSIONER PRECINCT 3

Stephen D. Holmes

10TH DISTRICT JUDGE

Kerry L. Neves

COUNTY COMMISSIONER PRECINCT 4

Kenneth D. Clark

56TH DISTRICT JUDGE

Lonnie Cox

COUNTY TREASURER

Kevin Walsh

122ND DISTRICT JUDGE

John A. Ellisor

DISTRICT ATTORNEY

Jack Roady

212TH DISTRICT JUDGE

Patricia Grady

COUNTY TAX ASSESSOR-COLLECTOR

Cheryl E. Johnson

306TH DISTRICT JUDGE

Anne Darring

PROBATE COURT JUDGE

Kim Sullivan

405TH DISTRICT JUDGE

Jared Robinson

COUNTY COURT 1

John Grady

CONSTABLE PRECINCT 1

Rick Sharp

COUNTY COURT 2

Kerri Foley

CONSTABLE PRECINCT 2

James Fullen

COUNTY COURT 3

Jack Ewing

CONSTABLE PRECINCT 3

Derrick Rose

JUSTICE OF THE PEACE PRECINCT 1

Gregory Rikard

CONSTABLE PRECINCT 4

Justin West

JUSTICE OF THE PEACE PRECINCT 2

Michael Nelson

JUSTICE OF THE PEACE PRECINCT 3

Billy A. Williams Jr.

JUSTICE OF THE PEACE PRECINCT 4

Kathleen McCumber

GALVESTON COUNTY, TEXAS NON-ELECTED OFFICIALS

CHIEF FINANCIAL OFFICER

Brent Hartzell

COUNTY AUDITOR

Paul R. Rice

COUNTY PURCHASING AGENT

Rufus Crowder

DIRECTOR OF EMERGENCY MANAGEMENT

Scott Tafuri

DIRECTOR OF HUMAN RESOURCES

Arnel R. Wetzel, Jr.

ROAD ADMINISTRATOR

Lee Crowder

DIRECTOR OF PARKS & CULTURAL SERVICES

Julie Diaz

CHIEF INFORMATION OFFICER

Misty Witmer

VETERAN'S SERVICE OFFICER

Jeff Gottlob

COUNTY ENGINEER

Michael Shannon

DIRECTOR OF FACILITIES MGMT

William Riordan

MOSQUITO CONTROL MANAGER

John Marshall

DIRECTOR OF JUVENILE JUSTICE

Glen Watson

DIRECTOR OF ECONOMIC DEVELOPMENT

Dane Carlson

DIRECTOR OF PERSONAL BOND/COLLECTIONS

Aaron Johnson

DIRECTOR OF GRANT ADMINISTRATION

James Gentile

GAMEROOM/NUISANCE ABATEMENT MANAGER

Garret Foskit

ACKNOWLEDGEMENTS

A special thanks is due to those who assisted with the development and preparation of the budget and this document.

FINANCE & ADMINISTRATION

Amber Jenkins Leah Vannoy
Naomi Compton

COUNTY JUDGE

Tyler Drummond Dianna Martinez
Linda Liechty

COUNTY AUDITOR

Lauren Swift Diane Manning
Madeline Walker



Galveston County
Department of
Professional Services

Brent Hartzell
Chief Financial Officer
Budget Officer
Galveston County Courthouse
722 Moody, Third Floor
Galveston, Texas 77550
Phone: (409) 770-5398
Brent.Hartzell@co.galveston.tx.us

Amber Jenkins
Senior Financial Analyst
Phone: (409) 770-5339

Leah Vannoy
Budget Analyst
Phone: (409) 770-5363

September 7, 2021

Re: Consideration of Adopting the Galveston County Budget for Fiscal Year 2022

Judge Henry, Commissioner Apffel, Commissioner Giusti, Commissioner Holmes and Commissioner Clark:

Galveston County continues to be a desired destination for residents, businesses and visitors that flourishes with opportunities because of a thriving petrochemical industry, workforce and economic development options, top-ranked universities and junior colleges, and a strong tourism industry. The county's 20.4% population growth rate over the past decade provides ample evidence of this vitality.

Many of our residents have been adversely affected, in some cases severely, by the societal and economic disruptions related to the effects of COVID-19 over the past eighteen months. Amidst these challenges and necessary public fiscal constraints, the staff of Galveston County government have continued to deliver high-quality public services and have positioned the county to meet future community needs ably. **The county is able to reduce its tax rate for an eleventh consecutive year** while accomplishing these tasks.

Accordingly, the county budget for Fiscal Year 2022 emphasizes fiscal restraint while recognizing the efforts of county staff, preparing adequately for potential emergencies and ensuring ample fiscal reserves that solidify the county's highest-possible AAA bond rating. The health, safety, and welfare of our residents and of visitors to Galveston County remain paramount and form the primary focus of our fiscal policy. The budget also includes program performance measures to show how tax dollars are being used responsibly across numerous functions of county government. The highlights of this budget are as follows:

1. **The ad valorem tax rate is again reduced below the no-new-revenue rate (formerly known as the effective rate).** The proposed ad valorem tax rate will decrease from \$0.475900 to \$0.424500, a reduction of more than five cents per \$100 of property valuation this year. The tax rate has been reduced by more than twenty cents per \$100 of assessed value since FY 2011, **more than a 32% rate reduction over the past eleven years for the taxpayers of Galveston County.** While population growth and development creates new demand for county government services, prudent management has allowed us to achieve service efficiencies and limit the growth in service cost, which in turn enables real reductions in the tax rate.

2. **The General Fund operational budget for Fiscal Year 2022 totals \$151.4 million (plus budgeted reserves in the event of unexpected costs or possible emergencies).** This year, the county begins a pay-for-performance compensation model in which recurring pay increases are based on merit rather than a broad cost-of-living adjustment to encourage exceptional work by employees. Savings throughout the budget enabled the county to hire sixteen new staff primarily to address expected public safety needs.
3. **Expanded county facilities to address population growth will be funded not by the General Fund but by a small portion of funds received via the 2021 American Rescue Plan Act.** Over the next several years the county will be vigilant and transparent in its use of the federal allocation to assure residents that funds are being used prudently to address important county needs. The county also aggressively pursues other federal and state grants to reduce the county tax burden further.
4. **Continued General Fund contributions provide sufficient support to stabilize fund reserves for juvenile justice functions as well as the indigent health care program.** In the latter case, the Federal Poverty Level for full program eligibility by Galveston County residents remains at 100% for fiscal year 2022, well above the threshold established by the state of Texas. The county also supports the administrative costs for the work of the Galveston County Health District.
5. **The principal balance of Galveston County's long-term debt will decrease to \$190 million by next September, nearly 45 percent below the balance during the 2011 fiscal year.** The County will pay principal and interest exceeding \$33 million on existing long-term debt with no intention of issuing new debt during the upcoming fiscal year. The County maintains an "AA+" rating from Fitch Ratings and a highest-possible "Aaa" from Moody's Investors Services, Inc., on its general-obligation debt with a Stable outlook.
6. **Sufficient budgeted reserves across all funds are available to fund unusual circumstances during fiscal year 2022.** However, this proposed budget funds full-year expenditures as currently anticipated, and the accompanying reports and summaries provide detailed explanatory information.
7. **The County continues to fund employee pensions at 200% of the employee's contribution** and ensures that employee benefits are funded as fully anticipated for the coming fiscal year, recognizing the important role our staff plays in making Galveston County a great place to live.

Development of the annual budget is a team effort relying on the expertise of individuals across county government as well as valuable input from county residents. I especially thank Commissioners Court and Judge Henry's office; the exemplary budget team of Amber Jinkins, Leah Vannoy and Naomi Compton; staff of the County Auditor's office; and numerous elected officials and department heads for their active contributions to the development of this proposed budget. The Fiscal Year 2022 Galveston County Budget is hereby presented for adoption.

Respectfully Submitted,



Brent Hartzell
Chief Financial Officer and Budget Officer

FY 2022 BUDGET CALENDAR
FY 2021 Action Dates for Fiscal Year 2022 Budget

Budget Calendar	Department(s) Responsible	Event
Monday, January 25, 2021	County Judge/Budget Office	Develop Proposed Budget Schedule
Monday, March 1, 2021	Budget Office/IT	Develop Base Budgets & Personnel Budget (OneSolution)
Friday, March 5, 2021	County Judge/Budget Office	Develop budget letter to departments
Friday, March 5, 2021	Budget Office	Provide Proposed Budget Schedule to the Judge, Judge's Office and Commissioners Court/Staff
Friday, March 19, 2021	Budget Office	Notify departments that the FY 2022 Budget Information is available
Monday, March 22, 2021	All Department(s)	OneSolution Open for Budget Entry
Monday, April 12, 2021	Budget Office/IT	Meet to Review Entry of Budget
Monday, April 12, 2021	Budget Office/Engineer	Meet to Review Capital Budget Funding
Friday, April 16, 2021	All Department(s)	OneSolution Closed for Budget Entry - Entry of budgets in OneSolution must be completed, budget requests & forms submitted to Budget Office
Friday, April 16, 2021	All Department(s)	Deadline to submit Personnel Action Requests (PAR) Forms for Positions to Budget Office
Friday, April 16, 2021	Budget Office	Update system to calculate TCDRS, Health Benefits, Alternate Plan, Medicare and Unemployment Benefits
Tuesday, April 20, 2021	Budget Office	List of vehicles requested sent to Fleet Director & Budget Officer
Monday, April 26 - Friday May 21, 2021	All Department(s)	Meet with individual departments to discuss Requested Budgets & Finalize Performance Measures
Friday, May 7, 2021	Auditor's Office	Initial Revenue Projection Due
Tuesday, May 25, 2021	Budget Office/County Legal	Budget Office drafts Residence Homestead Exemptions & Split Payment of Ad Valorem Taxes Resolutions (Budget Office must compute exemptions spreadsheet for attachment to resolution) June CC Meetings -14th and 28th
Thursday, May 27, 2021	Commissioners Court	Schedule Budget Workshops as needed
Monday, June 14, 2021	Commissioners Court	Approve Residence Homestead Exemptions & Split Payment of Ad Valorem Taxes Resolutions
June Budget Workshop - TBD	Information Technology	IT report on Department Non-Capitalized Equipment, IT requests due to Commissioners Court
June Budget Workshop - TBD	Fleet Management	Fleet Director report due to Commissioners Court
June Budget Workshop - TBD	Budget Office/HR	Budget Workshop – Health Benefits
Thursday, July 8, 2021	Commissioners Court	Last date for Commissioners Court Budget Workshops for Recommended Budgets
Friday, July 9, 2021	Budget Office/Auditor's Office	Provide Tax Office: Debt Report, TIRZ, Payment Info, Indigent Defense Compensation Expense & Criminal Justice Mandate
Friday, July 23, 2021	Commissioners Court	Commissioners Court review of Preliminary Salary Letter to Elected Officials
Monday, July 26, 2021	Galveston Central Appraisal District	Deadline for Chief Appraiser/Galveston Central Appraisal District to certify appraisal roll
Monday, July 26, 2021	Tax Office	Receive Certified Tax Roll file from Galveston Central Appraisal District
Wednesday, July 28, 2021	Tax Office/Auditor's Office	Tax Office notifies Auditor's Office of the Effective Tax Rate Calculations. Calculations verified by Auditor's Office
Monday, August 2, 2021	Auditor's Office	Update revenue projections
Monday, August 2, 2021	Tax Office/Budget Office	Tax Office provides audited Effective Tax Rate Calculations to Budget Office
Wednesday, August 4, 2021	Budget Office	Status of Tentative Budget provided to Commissioners Court

FY 2022 BUDGET CALENDAR
FY 2021 Action Dates for Fiscal Year 2022 Budget

Budget Calendar	Department(s) Responsible	Event
Monday, August 9, 2021	Commissioners Court	Commissioners propose tax rate and provide proposed rate with listing of how officials voted to Tax Office for entry into GCAD TNT database
Friday, August 13, 2021	Auditor's Office	Final Revenue projections and financial schedules due from Auditor's Office
Friday, August 13, 2021	Commissioners Court	Meet, if necessary, to finalize budget
Friday, August 20, 2021	Budget Office	Deliver Final Salary Letter to Elected Officials [LGC§152.013(c) Before filing the annual budget with the county clerk, the commissioners court shall give written notice to each elected county and precinct officer of the officer's salary and personal expenses to be included in the budget.] Must allow time for response before it appears in paper
Friday, August 20, 2021	Budget Office/Paper of Record for Galveston County	Budget Office sends Notice of Elected Officials Salaries to the Paper of Record for Galveston County for Wednesday publication [LGC §152.013 (b), notice of salaries, expenses, etc. must be published at least 10 days before the meeting setting the salaries]
Friday, August 20, 2021	Budget Office/Paper of Record for Galveston County	Budget Office sends Notice of Public Hearing to the Paper of Record for Galveston County for Wednesday publication, at least 10 days before meeting
Wednesday, August 25, 2021	Budget Office/Paper of Record for Galveston County	Ensure that Notice of Elected Officials Salaries and Notice of Budget Hearing is published in newspaper and posted on County Website
Friday, August 27, 2021	All Departments	Departments provided with Recommended Budgets
Tuesday, August 31, 2021	All Departments	Responses due from departments on Recommended Budgets
Tuesday, August 31, 2021	Budget Office	Compile Tentative Budget Document
Tuesday, August 31, 2021	Tax Office/Budget Office	Tax Office prepares proper notice and submits to Budget Office for approval for publication; releases to newspaper for publication at least eight days before meeting and submits to IT for publication on County website at least seven days before meeting
Wednesday, September 1, 2021	Tax Office/Paper of Record for Galveston County	Ensure Notice of Public Hearing or Notice of Meeting to Adopt Tax Rate is published in newspaper
Friday, September 3, 2021	Budget Office	File FY 2022 Tentative Budget with County Clerk and County Auditor, and post on County Website (LGC 111.066, 111.037)
Friday, September 3, 2021	County Judge/Budget Office	County Judge's Office to post 72 hr meeting notice for September 7, 2021
Tuesday, September 7, 2021	Commissioners Court	Commissioners Court Meeting Agenda Items: * Adoption of the 2021 Tax Rate * Budget Hearing on the FY 2022 Budget * Adoption of the FY 2022 Budget * (LGC 111.0385, 111.039 as modified in 2007 by HB 3195 - Tax Rate & Budget Adoption can be on the same date) If the budget is not adopted must publish a notice at least 10 but no more than 30 days prior to budget hearing and file the proposed budget again within 10 days of the hearing
Thursday, September 9, 2021	Budget Office	Post Adopted FY 2022 Budget to County website
Friday, September 17, 2021	Budget Office	Final FY 2022 Budget due to County Clerk & County Auditor
Tuesday, September 30, 2021	Commissioners Court	Last Date To Adopt FY 2022 Budget & 2021 Tax Rate

**Galveston County
Tax Levy for the Year 2021**

**Be it Ordered by the Commissioners' Court
of Galveston County, Texas as Follows:**

**Section I
Annual Occupation Tax**

That There Be and is Hereby levied on and ordered collected from every person, firm, company, corporation or association of persons pursuing, within the limits of the County of Galveston, Texas, the occupation named in the following subdivisions of this Section, an **Annual Occupation Tax** on every such occupation or separate establishment as follows:

Every owner save an owner holding an import license and holding coin-operated machines solely for resale, who exhibits, displays, or who permits to be exhibited or displayed in the State of Texas, County of Galveston, any coin operated machine, shall pay and there is hereby levied as provided in V.T.C.A., Occupations Code Chapter 2153 on each coin operated machine as defined therein, except as are exempt herein, an **Annual State Occupation Tax of Sixty and No/100 Dollars (\$60.00)**.

Gas meters, pay telephones, pay toilets, food vending machines, confection vending machines, beverage vending machines, merchandise vending machines, and cigarette vending machines, which are now subject to an Occupation or Gross Receipts Tax, stamp vending machines and "service coin operated machines" as the term is defined V.T.C.A., Occupations Code §2153.002 are, as pursuant to Article §2153.004, expressly exempt from the tax levied above.

Pursuant to V.T.C.A., Occupations Code Chapter 2153, Subchapter J, from every person, firm, company, corporation or association of persons, pursuing any occupation upon which an occupation Tax is levied by the State of Texas, and upon which a levy of a County Occupation Tax is authorized by law, there is levied on every such occupation or separate establishment, an **Annual Tax** equal in the amount to **one-fourth (1/4) of the Occupation Tax on coin operated machines** levied by the State of Texas thereon.

Section II
Alcoholic Beverage Tax

A) Pursuant to §61.36 of the Alcoholic Beverage Code there is hereby levied upon, assessed against, and ordered collected from, each licensee a fee equal to one-half of the State fee for each license, except a temporary or agent's beer license, issued for premises located within Galveston County, Texas.

B) Pursuant to §11.38 of the Alcoholic Beverage Code there is hereby levied upon, assessed against, and ordered collected from each permittee, with the exception of those who are exempt as specified therein, a fee equal to one-half of the State fee for each permit issued for premises located within the County.

Section III

That There Be and Are Hereby levied and ordered, assessed and collected for the year 2021, on all real and personal property situated, and on all property owned in Galveston County, Texas, on the first day of January, 2021 (except so much thereof as may be exempted by the Constitution and Laws of the State of Texas, and the County, or the United States) the following **Ad Valorem Taxes**:

(A.) Constitutional Levy - .80 Limit, Article VIII, Section 9 Texas Constitution:

General Operating Funds – (on the one hundred dollars of valuation)	0.342598
Debt Service Funds - (on the one hundred dollars of valuation)	<u>0.049087</u>
Total Constitutional Levy	0.391685

(B.) Special Road Levy – Unlimited, Article III, Section 52, Texas Constitution:

Debt Service Funds - (on the one hundred dollars of valuation)	0.023255
--	-----------------

(C.) Farm to Market Lateral Road/Flood Control - .30 Limit, Article VIII, Section 1-A, Texas Constitution

General Operating Funds – (on the one hundred dollars of valuation)	0.009560
---	-----------------

(D.) Mosquito Control District – .05 Limit Texas Health and Safety Code, Section 344.003

	<u>0.001210</u>
Total Levy	0.424500

**Section IV
Road District No. 1**

All Outstanding Bonded Indebtedness for prior years has been paid on **Galveston County Road District No. 1**. It is therefore unnecessary to Levy a Road District Tax on property located within this District for 2021.

**Section V
Residential Homestead Exemptions**

The various residential homestead exemptions have been adopted by Order of this Court dated June 14, 2021 under Item Number 51A.

**Section VI
Split Pay Option**

A Split –Payment option of 2021 Ad-Valorem Taxes authorized by V.T.C.A., Tax Code §31.03 was adopted by Order of this Court dated June 14, 2021 under Item Number 51B.

**Section VII
Tax Freeze**

The tax freeze on the residence homestead of a disabled individual or an individual 65 years of age or older that is authorized pursuant to the authority given it by Article VIII Section 1-b(h) of the Texas Constitution and Tax Code §11.261 was adopted by Order of this Court dated June 20, 2005. This Order may be found in 300-41-2433 of the Commissioners' Court minutes.

**Section VIII
Section 26.05 Tax Code Statements**

**THIS TAX RATE WILL NOT RAISE MORE TAXES FOR
MAINTENANCE AND OPERATIONS THAN LAST YEAR'S TAX RATE.**

**THE TAX RATE WILL EFFECTIVELY BE RAISED BY ___ AND WILL
RAISE TAXES FOR MAINTENANCE AND OPERATIONS ON A \$100,000**

HOME BY APPROXIMATELY _____ (The adopted tax rate will not exceed the no-new-revenue tax rate this year so this paragraph is not applicable.)

Upon Motion Duly Made and Seconded, the above foregoing **Tax Levy** and **Orders** are hereby passed by Commissioners' Court meeting on this the 7th day of September, 2021 with 5 votes cast in favor thereof and 0 votes cast against.

County of Galveston

BY: 
Mark A. Henry, County Judge

Attest:

Dwight D. Sullivan
County Clerk

By Mae Ross Deputy



GALVESTON COUNTY



Office of County Auditor

Randall Rice CPA CISA CIO, County Auditor
Madeline Walker CPA CFE, First Assistant County Auditor

P.O. Box 1418, Galveston, Texas 77553

(409) 770-5304

722 Moody Ave 4th Floor, Galveston, TX 77550

August 31, 2021

Honorable Members of Commissioners Court
Galveston County, Texas

This Report is a Follow-up to the Original and Presents Results Using the Planned Adopted Tax Rate
Final Statement of Estimated Available Resources
Fiscal Year 2022

In accordance with Texas Local Government Code (LGC) §111.063, Subchapter C, the County Auditor presents a "Final Statement of Estimated Available Resources" to be used by Commissioners Court and the County Budget Officer in developing the Fiscal Year 2022 Appropriations Budget for Galveston County. Available resources include the estimated fund balance at the beginning of the fiscal year, plus estimated revenues and transfers-in for the upcoming fiscal year. This report reflects the changes made to the budget to be adopted as of September 3, 2021 and reflects the expected tax rate to be adopted by the Court.

Per Local Government Code 111.063 (b), the County Auditor is to provide a complete financial statement to the Budget Officer for inclusion in the Budget. The financial statement must show:

- 1) the outstanding obligations of the county
- 2) the cash on hand to the credit of each fund
- 3) funds received from all sources during the preceding year
- 4) the funds and revenue estimated by the auditor to be received from all sources during the preceding fiscal year
- 5) the funds and revenue estimated by the auditor to be received during the ensuing year; and
- 6) a statement of all accounts and contracts on which sums are due to or owed by the county as of the last day of the preceding fiscal year, except for taxes or court costs.

The Galveston County July 31, 2021 Monthly Financial Report required by Local Government Code §114.023 and §114.025 is presented in the Financial Transparency Pages of the County Website at <https://www.galvestoncountytexas.gov/home/showpublisheddocument/9750/637641185265600000>.

For the "Final Statement of Estimated Available Resources," the September 30, 2020 fund balance amounts as shown use the audited year end balances from the Comprehensive Annual Financial Report (Annual Report). All other amounts used in the preparation and reports are unaudited and subject to revision. Changes that might occur are not anticipated to materially affect any estimate.

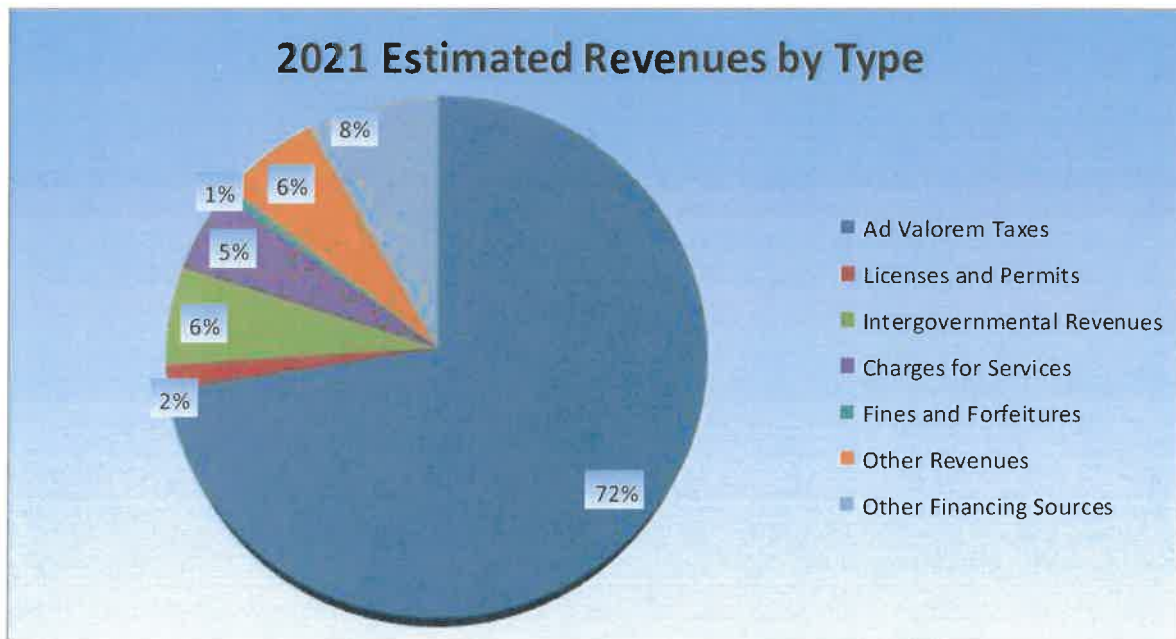
Graphs selected from the Financial Trend Monitoring Report are made a part of this presentation. The amounts used in the trend reports for the period 2011-2020 are from the Annual Report for those periods. Amounts in the trend analysis for 2021 and 2022 are estimates.

In order to prepare a forecast that is reasonably accurate, involvement and input from county departments, including the Budget Officer, and information received from other sources such as the Galveston County Central Appraisal District (GCCAD) and the Galveston County Tax Assessor/Collector, is sought and highly valued in validating the available resources process.

ALL OPERATING FUNDS – SUMMARY OF REVENUES

The following table represents revenues by source for all governmental funds (i.e., General and Related Funds, Special Revenue Funds, Capital Project Funds, and Debt Service Fund.) Debt financings are included.

<u>All Funds</u>	Revenues by Type - Summary All Funds				% Change 2021 Adopted vs 2022 Projected
	2020 Actual	2021 Adopted	2021 Est Actual	2022 Projected	
Ad Valorem Taxes	\$ 153,756,416	\$ 141,435,536	\$ 158,166,515	\$ 149,105,363	5.42%
Licenses and Permits	3,008,448	2,691,800	2,680,400	3,094,800	14.97%
Intergovernmental Revenues	14,696,669	12,973,993	11,116,599	12,590,999	-2.95%
Charges for Services	10,142,173	9,202,560	9,955,965	10,523,290	14.35%
Fines and Forfeitures	1,320,345	1,266,725	1,149,775	1,223,075	-3.45%
Other Revenues	15,459,269	14,633,591	12,285,860	12,562,950	-14.15%
Other Financing Sources	29,853,303	6,215,000	16,246,791	16,750,000	169.51%
	<u>\$ 228,236,623</u>	<u>\$ 188,419,205</u>	<u>\$ 211,601,905</u>	<u>\$ 205,850,477</u>	



In an effort to streamline the manner in which this information was compiled and reduce the amount of time and effort required by the departments, an initial analysis was performed of all revenues, which included an examination of the statutory requirements, and an analysis of trends and assumptions relative to the County's revenues and expenditures for the period 2011-2020, using audited results, estimated results for 2021, and proposed revenue projections for 2022. The final result was then tested as to reasonableness and accuracy of the estimates.

The financial trends included in this report are listed below. Using the ten-year range and including the 2021 estimates and 2022 proposed revenues provides a much broader look at the County's ability to maintain existing service levels and meet demands of a growing population.

Trend analysis for the ten years of data and associated graphs presented include:

- Revenue per Capita
- Property Tax Revenue per Capita
- Debt Outstanding per Capita
- Population and Growth Indicators
- Tax Assessment and Rate Information

Source of Data

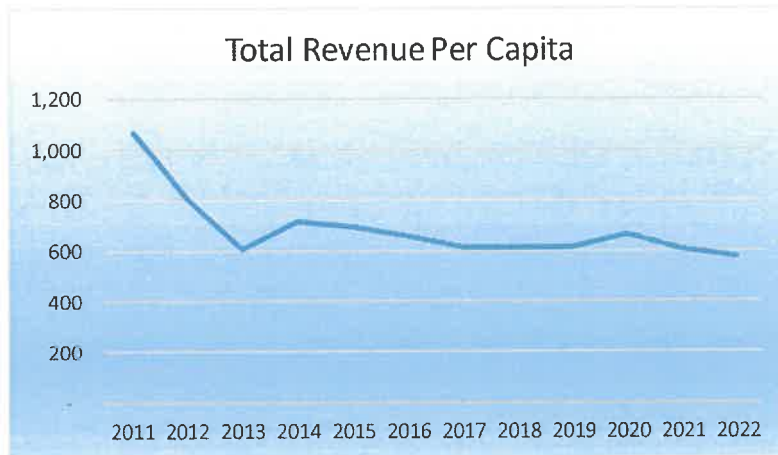
Most of the data in the graphs is from the Comprehensive Annual Financial Report (the "Annual Report"). In some instances the data is presented from an original source - e.g., population sizes are published by the U.S. Census Bureau.

For More Information Contact

Galveston County Auditor's Office, 722 Moody (21st Street), 4th Floor, Galveston, Texas 77550, 409-770-5301.

**GALVESTON COUNTY, TEXAS
RATIO OF TOTAL REVENUE TO POPULATION**

	Population	Total Revenues (in thousands)	Revenue/ Population
2011	292,607	311,687	1,065
2012	295,747	237,139	802
2013	300,484	181,871	605
2014	308,448	220,292	714
2015	314,198	218,569	696
2016	322,225	210,550	653
2017	329,341	202,962	616
2018	335,036	204,629	611
2019	337,890	208,294	616
2020	342,139	228,237	667
2021	350,701	211,602	603
2022	355,111	205,850	580



Indicators

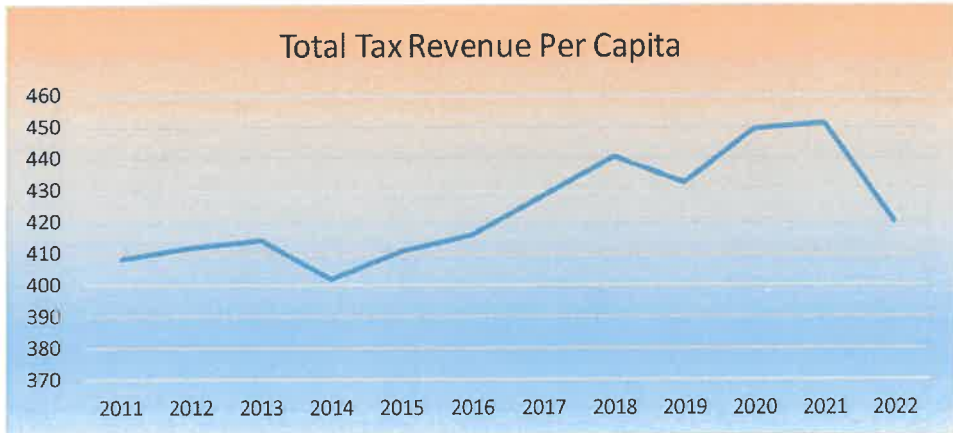
- As County population increases, the need for County-provided services is also expected to rise.
- An increasing ratio would indicate that a greater demand for services is being placed on the County.
- A decreasing ratio could indicate the County may have difficulty managing existing service levels unless new revenue sources are identified or expenditures are decreased proportionately.

Analysis

- The downward slope of the trend line from fiscal year 2011 through fiscal year 2013 reflects the funding received after Hurricane Ike.
- In recent years the trend line has stabilized, raising only slightly due to an increase in population and demand for services.

GALVESTON COUNTY, TEXAS
RATIO OF PROPERTY TAX REVENUES TO POPULATION

	Population	Property Tax Revenues (in thousands)	Property Tax Revenue/ Population
2011	292,607	119,442	408
2012	295,747	121,711	412
2013	300,484	124,352	414
2014	308,448	123,944	402
2015	314,198	128,927	410
2016	322,225	133,954	416
2017	329,341	141,092	428
2018	335,036	147,646	441
2019	337,890	145,968	432
2020	342,139	153,756	449
2021	350,701	158,167	451
2022	355,111	149,105	420



Indicators

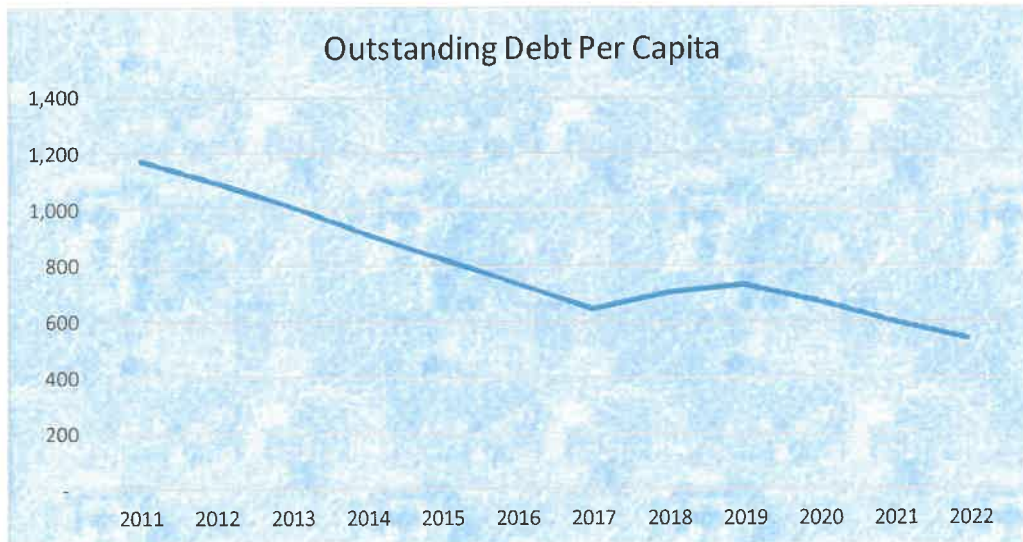
- Property tax revenues are determined by two factors:
 - 1) Assessed value, as determined by the Galveston Central Appraisal District
 - 2) Tax rate, set by the County Commissioners Court
- Declines in property tax revenues may be caused by a downturn in the real estate market, an abrupt loss of value due to a natural disaster or the County's lowering of the tax rate to benefit property owners.

Analysis

- Following Hurricane Ike in 2009, property tax revenues consistently increased, except for one slight decrease in fiscal year 2014 and fiscal year 2019 due to a decrease in the tax rate.
- The County's real estate market remains strong, especially with continued rapid growth in the northern part of the County.

GALVESTON COUNTY, TEXAS
RATIO OF CAPITAL DEBT OUTSTANDING TO POPULATION

	Population	Capital Debt Outstanding (in thousands)	Capital Debt Outstanding/ Population
2011	292,607	343,288	1,173
2012	295,747	324,793	1,098
2013	300,484	303,963	1,012
2014	308,448	279,663	907
2015	314,198	259,588	826
2016	322,225	238,628	741
2017	329,341	211,676	643
2018	335,036	235,674	703
2019	337,890	247,914	734
2020	342,139	229,269	670
2021	350,701	210,083	599
2022	355,111	190,347	536



Indicators


- Long-term debt is typically issued to fund expensive purchases for long-lived assets or capital projects.
- Such financing by local government has a direct impact on its citizens because the government often levies a tax to generate the money with which to repay the debt principal and associated interest costs.

Analysis

- Refunding debt was issued in fiscal year 2018 in order to reduce current debt costs.
- In fiscal years 2018 and 2019 new debt was issued to finance future projects to support the County's growth, following a reduction of debt in fiscal years 2011 - 2017. No new debt was issued in fiscal year 2020 or 2021. No new debt is anticipated to be issued in fiscal year 2022.
- The amount of debt per capita remains relatively low.

**GALVESTON COUNTY, TEXAS
TAX ASSESSMENT AND RATE INFORMATION**

	Assessed Property Values	Tax Rate
2011	24,638,557,000	0.6288
2012	25,245,042,000	0.6218
2013	26,103,585,000	0.6088
2014	26,399,353,000	0.5898
2015	27,297,709,000	0.5848
2016	29,899,714,000	0.5670
2017	31,400,467,000	0.5520
2018	34,017,366,000	0.5519
2019	34,630,149,000	0.5319
2020	37,274,210,000	0.5161
2021	40,135,098,000	0.4759
2022	43,199,469,665	0.4245



Indicators

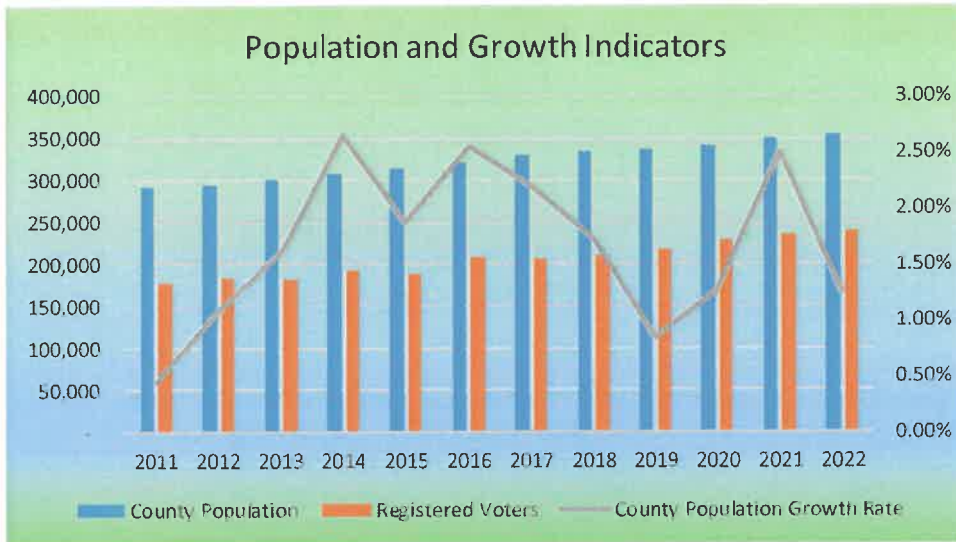
- The tax rate and assessed property value are the two components that determine a taxpayer's ad valorem tax expense.
- Tax rates are set by the County's Commissioners Court and assessed property values are determined by the Central Appraisal District annually.

Analysis

- As the population grows and the economy strengthens, property values in the county have increased.
- Over the last ten years, the County has made a concerted effort to decrease the tax rate each year in an effort to offset the increased expense to taxpayers due to higher property values.

**GALVESTON COUNTY, TEXAS
POPULATION AND GROWTH INDICATORS**

	County Population	Registered Voters	County Population Growth Rate
2011	292,607	177,347	0.45%
2012	295,747	185,379	1.07%
2013	300,484	182,503	1.60%
2014	308,448	193,054	2.65%
2015	314,198	188,134	1.86%
2016	322,225	207,701	2.55%
2017	329,341	206,947	2.21%
2018	335,036	210,700	1.73%
2019	337,890	217,032	0.85%
2020	342,139	228,573	1.26%
2021	350,701	234,265	2.50%
2022	355,111	239,957	1.26%



Indicators

- An increase in an area's population shows that people want to live in and/or work in that area.
- As population grows, business growth also occurs to support and profit from the needs of that populace.

Analysis

- The County has experienced steady growth over the last twelve years, with an overall population growth of approximately 21.4% from 2011 to 2022.
- Despite Hurricane Harvey in 2017 and the COVID-19 pandemic in 2020 and 2021, the County continues to grow steadily.

FUND BALANCE AND REVENUE PROJECTIONS
Galveston County General and Related Funds

Shown below is a comparative analysis of the FY 2022 proposed available resources with the FY 2021 final estimates for the County's General and Related Funds (1101-1212). Estimated transfers-in are included in Other Financing Sources, but may not be final at the issuance of this report.

General and Related Fund Summary of Available Resources					
	FY 2021			Final FY 2021	Final FY 2022
	Adopted	FY 2021	FY 2022	Estimated	Estimate Compared
	Estimate of	Estimated	Estimate of	Compared to FY	to FY 2021
	Revenues	Actuals	Resources	2021 Adopted	Estimated Actuals
Taxes	109,604,346	123,323,776	116,567,482	13,719,430	(6,756,294)
Licenses and Permits	191,800	180,400	194,800	(11,400)	14,400
Intergovernmental	7,056,615	4,360,872	6,573,200	(2,695,743)	2,212,328
Fees and Charges for Services	6,186,160	6,952,040	7,538,215	765,880	586,175
Fines and Forfeitures	1,230,225	1,118,275	1,191,575	(111,950)	73,300
Other Revenues	12,400,035	10,775,401	11,208,209	(1,624,634)	432,808
Other Financing Sources*	<u>4,685,000</u>	<u>14,467,557</u>	<u>16,220,000</u>	<u>9,782,557</u>	<u>1,752,443</u>
Total Revenues & Transfers-In	141,354,181	161,178,321	159,493,481	<u>19,824,140</u>	<u>(1,684,841)</u>
Fund Balance at Prior Year End	<u>\$ 77,892,489</u>	<u>\$ 77,892,489</u>	<u>\$ 87,050,379</u>		
Available Resources	219,246,670	239,070,810	246,543,860		
Est Expenditures w/Transfers	<u>165,755,156</u>	<u>152,248,549</u>	<u>162,731,180</u>		
End of Year Fund Balance	<u>53,491,514</u>	<u>86,822,261</u>	<u>83,812,680</u>		

* Includes transfers-in

Revenue Derived by Tax Rate

The primary revenue source is ad valorem taxes, which support several activities, including the General Fund, Road and Bridge Fund, Flood Control District, Debt Service and Mosquito Control.

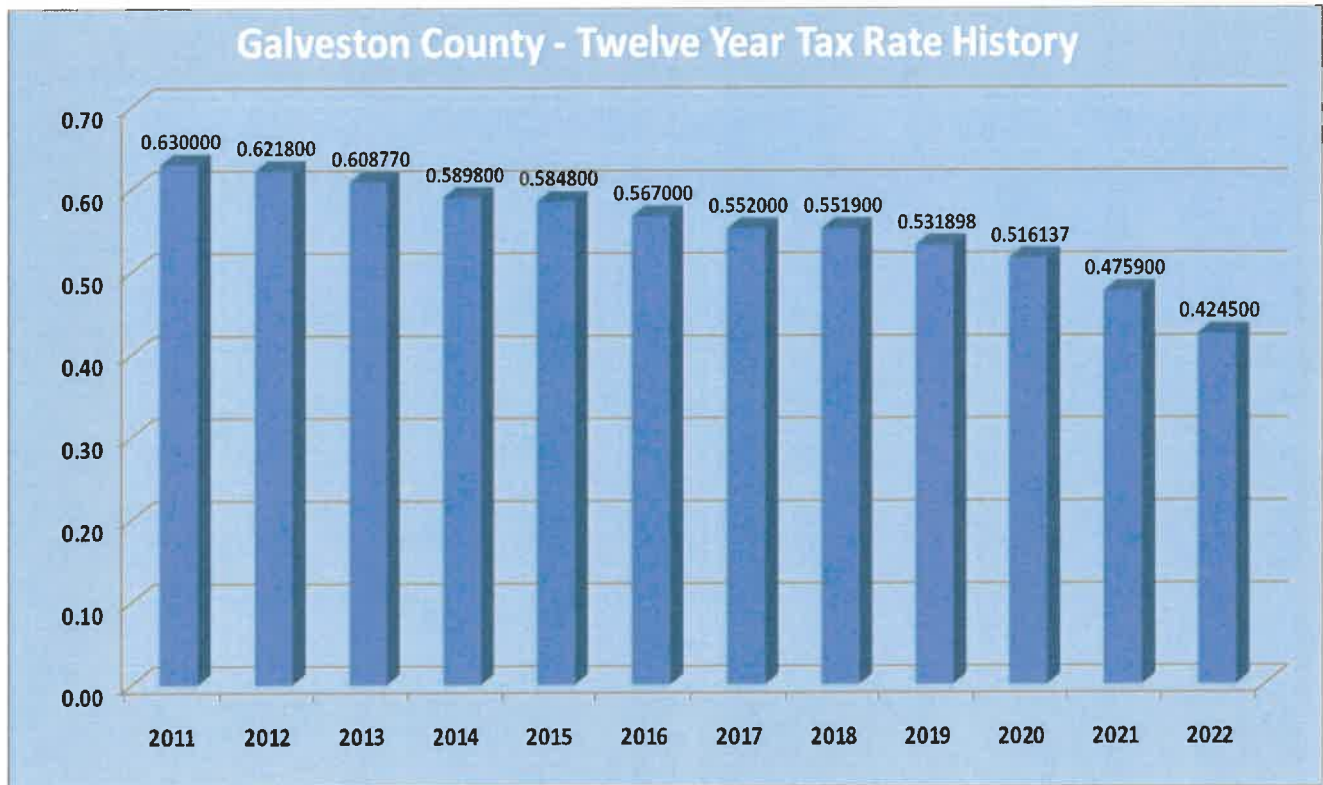
In the 86th session of the Texas Legislature, Senate Bill 2 brought sweeping changes in the calculation of property tax. Senate Bill 2 required TNT forms to undergo substantial changes, including new tax rate calculations, new terminology and new tax rate adjustments. There are new names for rates, new rates, new worksheets, new notices, new taxing unit types, new website requirements, new timeframes, new forms and new databases. There were additional requirements added in the 87th session of the Legislature. With so many unknowns such as the evolving COVID-19 pandemic, declining sales tax revenue and doubts regarding the future of oil and gas prices, there are a myriad of changes and pressures on the tax rate and the annual budget.

In this presentation, the FY 2021 adopted tax rate of \$0.475900 could not be used to project FY 2022 taxes. SB 2 for 2019 and the updates required for 2021 changed the calculations of the rates and required a more complex method to calculate the current year's proposed rate. The rate of \$0.424500 adopted by Commissioners Court FY2022 is

below the no-new-revenue rate (used to be called the effective tax rate) of \$0.424540, which is below the voter-approval rate (used to be called the rollback rate) of \$0.454784. The no-new-revenue rate is below last year's budgeted rate of \$0.475900 by more than 5 cents (\$0.051401, or 10.80%).

The actual rate is determined by Commissioners Court. The graph below details how the tax rate has dropped over the past twelve years, from FY 2011 to FY 2022. The total drop is approximately a 19.55 cent drop, or almost 32.4%, in the county property tax rate.

Tax Rate By Fund - Comparative Analysis	Tax Rate FY 2011	Tax Rate FY 2012	Tax Rate FY 2013	Tax Rate FY 2014	Tax Rate FY 2015	Tax Rate FY 2016	Tax Rate FY 2017	Tax Rate FY 2018	Tax Rate FY 2019	Tax Rate FY 2020	Tax Rate FY 2021	Tax Rate FY 2022
General Fund	0.512464	0.463544	0.456703	0.457988	0.461378	0.454931	0.454409	0.449275	0.429273	0.387376	0.373000	0.331520
Road and Bridge	0.015100	0.010498	0.015216	0.003800	0.003800	0.005800	0.005800	0.005800	0.010615	0.015180	0.009000	0.009868
Mosquito Control	0.005400	0.006777	0.007500	0.005000	0.004000	0.004000	0.004000	0.004000	0.002000	0.004840	0.004228	0.001210
M&O Rate total	0.532964	0.480819	0.479419	0.466788	0.469178	0.464731	0.464209	0.459075	0.441888	0.407396	0.386228	0.342598
Debt Service	0.085636	0.132126	0.120496	0.116912	0.109666	0.096516	0.082038	0.087072	0.087943	0.097001	0.078900	0.072342
County Rate	0.618600	0.612945	0.599915	0.583700	0.578844	0.561247	0.546247	0.546147	0.529831	0.504396	0.465127	0.414940
Flood Control	0.011400	0.008855	0.008855	0.006100	0.005956	0.005753	0.005753	0.005753	0.002067	0.011741	0.010773	0.009560
Total all entities	0.630000	0.621800	0.608770	0.589800	0.584800	0.567000	0.552000	0.551900	0.531898	0.516137	0.475900	0.424500
Tax Rate Reduced since 2011			0.013030	0.032000	0.037000	0.054800	0.069800	0.069900	0.089902	0.105663	0.145900	0.197301
			2.10%	5.15%	5.95%	8.81%	11.23%	11.24%	14.46%	16.99%	23.46%	32.41%



The collection rate used for planning FY2022 was 98.5%, as the average annual tax collection rate since 2012 has been 99.61%. Per SB2 calculations, the last three years have averaged 100.16% collection; this includes delinquencies. The rate used in this presentation is the same as prior years at 98.5%. In years past the County has not included the taxes to be collected from new improvements to property or to tax ceiling property. For fiscal year 2022 both of those values of property, which are billed at 100% during the year, will be included at 50% of the total expected collections.

Please note the County Auditor, who is statutorily responsible for estimating revenues, does not determine the Tax Rate; that is the responsibility of Commissioners Court. The rate used in the Tax Calculations and the Tax Model in this amended report is the adopted tax rate for FY2022 (TY2021) proposed by Commissioners Court, which is below the no-new-revenue tax revenue. The Galveston County Tax Assessor/Collector creates the Tax Rate Calculation Worksheet. The Galveston County Auditor's Office performs a review of the calculations and uses the calculation by the County Tax Assessor/Collector to create the tax models and estimates in this document. The model includes the transfers-in, if applicable, to determine the available resources to be used by Commissioners Court in preparing the FY2022 budget.

Galveston County, Texas

as Update to Certified 08-05-21

Tax Rate Model - 2022 (Adding Taxes from New Improvements and Tax Ceiling Property Using This Percent)>>> 50%

Fund Description	FY21 Adopted Tax Rate	FY22 NNR Tax Rate	Increase/ (Decrease)	Voter Approval Rate	\$ 0.454784	
General	0.373000	0.331520	(0.041480)			
Road & Bridge	0.009000	0.009868	0.000868	NR M&O	\$ 0.342638	
Mosquito Control	0.004228	0.001210	(0.003018)	NR Debt	0.072342	TY21 for FY22 \$ 33,088,615,727
M & O Rate	0.386228	0.342598	(0.043630)	NR Flood	0.009560	TY20 for FY21 \$ 29,458,266,856
Debt Service	0.078900	0.072342	(0.006558)	No New Revenue Rate	\$ 0.424540	Incr (Decr) \$ 3,630,348,871
Flood Control	0.010773	0.009560	(0.001213)	Levy Rate	\$ 0.424540	% change 10.97%
Total Tax Rate	0.475900	0.424500	(0.051401)	Levy below NNR	\$ -	New Improvements \$ 844,390,795
			-10.80%			Tax Ceiling Property \$ 3,523,766,307

2022 Revenues:

	General Fund*	Road & Bridge	Mosquito Control	Flood Control	Lateral Rd	Debt Service
FY22 Proposed Tax Rate	\$ 0.331520	\$ 0.009868	\$ 0.001210	\$ 0.009560	\$ -	\$ 0.072342
Adjusted Taxable Value (000)	\$ 33,088,616	\$ 33,088,616	\$ 33,088,616	\$ 32,307,555	\$ 32,307,555	\$ 33,088,616
Est. Taxes Collected	98.50% \$ 115,181,882	\$ 3,428,589	\$ 420,247	\$ 3,432,255	\$ -	\$ 24,547,790
Other Tax Revenues	3,090,000	75,200	27,000	56,900	500	583,600
	118,271,882	3,503,789	447,247	3,489,155	500	25,131,390
Less TIRZ Reductions	(1,704,400)	-	-	(34,200)	-	-
Total Net Tax Revenues	116,567,482	3,503,789	447,247	3,454,955	500	25,131,390
Other Revenues:						
Licenses and Permits	194,800	2,900,000	-	-	-	-
Intergovernmental	6,573,200	422,072	-	-	25,031	5,443,147
Charges for Services	7,538,215	-	-	110,000	-	-
Fines and Forfeitures	1,191,575	-	-	-	-	-
Other Revenue	11,208,209	26,000	6,200	164,400	97,941	846,480
Other Financing Sources (incl. trfrs-in)	16,220,000	-	-	-	-	2,241,193
Total Non-Tax Revenues	42,925,999	3,348,072	6,200	274,400	122,972	8,530,820
Total All Revenues	159,493,481	6,851,861	453,447	3,729,355	123,472	33,662,210
Estimated Fund Balance at 09-30-21*	87,050,379	2,465,016	1,823,478	3,081,659	1,426,406	9,456,836
Available Resources	246,543,860	9,316,877	2,276,925	6,811,014	1,549,878	43,119,046
FY 2022 Estimated Expenditures*	(155,181,180)	(6,096,980)	(1,503,971)	(2,587,215)	(184,730)	(33,245,863)
FY 2022 Planned Transfers from General Fund*	(7,550,000)	-	-	-	-	-
Estimated Fund Balance at 09-30-22	83,812,680	3,219,897	772,954	4,223,799	1,365,148	9,873,183
FY 2022 Budgeted Reserves	32,300,000	-	100,000	500,000	500,000	-
Fund Balance as % of Expenditures	52%	53%	51%	163%	739%	30%

Galveston County, Texas
Comparative Analysis of Tax Rates & Projected Revenues - Tax Year 2020 (FY 2021) to Tax Year 2021 (FY 2022)
FY 22 Estimate as of August 5, 2021

Tax Computations - Tax Year 2020; for Fiscal Year 2021							Est FY 2021	
Fiscal Year 2021:							Revenues to be	2021 Senior
Collection Rate:	98.50%	Adopted	Adj. Taxable Value	2021 Tax	2021 Budgeted	Collected	Freeze	
Collection per SB2:	100.39%	Tax Rate	per SB2	Revenue @	Revenues			
General Fund	0.373000	\$	29,458,266,856	\$ 109,879,335	\$ 108,231,145	\$ 122,241,429	\$ 8,740,583	
Road & Bridge	0.009000	\$	29,458,266,856	2,651,244	2,611,475	2,905,448	210,899	
Mosquito Control	0.004228	\$	29,458,266,856	1,245,495	1,226,813	1,364,915	99,076	
Debt Service Tax Rate	<u>0.078900</u>	\$	30,129,327,197	24,399,859	24,033,861	26,314,682	1,848,874	
Flood Control	0.465128	\$	32,307,555,128	138,175,932	136,103,294	152,826,474	10,899,432	
	<u>0.010772</u>	\$		3,480,157	3,427,955	3,536,040	-	
	0.475900			141,656,089	139,531,249	156,362,514	10,899,432	

Estimated Tax Computations - Tax Year 2021; for Fiscal Year 2022									
Fiscal Year 2022:					Add Revenues	Add Revenues	Est 2022 Tax		
Percent of Value of New Improvements and Tax Ceiling Property					from New	from Tax Ceiling	Revenue to be	2022 Senior	
Collection Rate:	98.50%	Adopted Tax	Adj. Taxable Value	2022 Tax	50%	Improvements	Levy in FY2022 at	Collected	Freeze
Debt Collection Rt:	99.91%	Rate	per SB2	Revenue @	@ Collected	Levy in FY2022 at	Collection Rate		
General Fund	0.331520	\$	33,088,615,727	\$ 109,695,270	\$ 108,049,841	\$ 1,378,666	\$ 5,753,374	\$ 115,181,882	\$ 8,928,371
Road & Bridge	0.009868	\$	33,088,615,727	3,265,271	3,216,292	41,038	171,259	3,428,589	265,769
Mosquito Control	0.001210	\$	33,088,615,727	400,229	394,226	5,030	20,991	420,247	32,576
Debt Service Tax Rate	<u>0.072342</u>	\$	33,933,006,522	24,569,903	24,547,790	-	-	24,547,790	1,948,289
Flood Control	0.414940	\$	36,448,981,167	137,930,673	136,208,149	1,424,734	5,945,625	143,578,508	11,175,004
	<u>0.009560</u>	\$		3,484,523	3,432,255	-	-	3,432,255	-
	0.424500			141,415,196	139,640,403	1,424,734	5,945,625	147,010,763	11,175,004

Increase (Decrease) From Prior Fiscal Year									
	Tax Rate							Collections 20 vs 21	
General Fund Tax Rate	(0.041480)	\$	3,630,348,871	\$ (184,065)				\$ (7,059,547)	\$ 187,788
Road & Bridge Tax Rate	0.000868	\$	3,630,348,871	614,027				523,141	54,870
Mosquito Control Tax Rate	(0.003018)	\$	3,630,348,871	(845,266)				(944,668)	(66,500)
Debt Service Tax Rate	<u>(0.006558)</u>	\$	3,803,679,325	170,044				(1,766,892)	99,415
	(0.050189)			(245,260)				(9,247,966)	275,572
Flood Control Tax Rate	<u>(0.001212)</u>	\$	4,141,426,039	4,365				(103,785)	-
Totals	(0.051401)			(240,895)				(9,351,751)	275,572

1 Cent = FY15-\$2,158,077**FY16-\$2,410,508**FY17-\$2,520,435**FY18-\$2,631,457**FY19-\$2,845,235**FY20-2,926,614 **FY21-\$2,976,595 FY2022 \$ 3,463,155

Galveston County, Texas
 Governmental Funds
 Resources Available
 FY21-FY22

Fiscal Year 2021

Fund No.	Fund Name	09/30/20	Revenues		Estimated Expenditures	Budgeted Transfers-Out	FY 2021	Estimated
		Available Fund Balance	Excluding Transfers-In	Transfers-In			Estimated Encumbrance at 09/30/21	Unassigned Fund Balance 9/30/2021
1101	General Fund	\$ 63,468,203	\$ 153,711,150	\$ -	\$ 124,860,795	\$ 18,349,169	\$ 1,000,000	\$ 72,969,389
1201	County Clerk Archive Fee	1,446,926	859,500	-	260,611	-	-	2,045,815
1202	Juvenile Justice Fund	1,054,836	45,840	3,908,966	4,772,475	-	-	237,167
1203	Indigent Health Care	6,514,512	101,515	200,000	1,460,478	-	-	5,355,549
1204	Beach Maint-Road & Brdg	669,387	82,637	-	309,853	-	-	442,171
1205	Probate Judicial Educ	61,258	6,760	-	3,206	-	-	64,812
1206	Child Welfare Fund	61,748	20,800	185,000	258,131	-	-	9,417
1207	Economic Development	387,396	1,950	107,835	256,479	-	-	240,702
1208	Specialty Court Fund	486,609	44,500	424,058	322,298	-	-	632,869
1209	GOMESA Revenue	3,517,962	1,421,600	-	142,290	-	-	4,797,272
1210	CCP Chapter 18 Forfeiture	210,610	1,210	-	-	-	-	211,820
1211	Truancy Prev & Diversion	12,449	28,118	-	-	-	-	40,567
1212	County Jury Fund	593	120,000	135,000	252,764	-	-	2,829
	Total Genl&Relatd Funds	\$ 77,892,489	\$ 156,445,580	\$ 4,960,859	\$ 132,899,380	\$ 18,349,169	\$ 1,000,000	\$ 87,050,379
2101	County Rec Mgmt & Presrv	560,552	80,900	-	55,414	-	-	586,038
2102	County Clk Rec Mgmt&Pre	3,797,251	830,000	-	624,529	-	-	4,002,722
2105	Distr Clk Chld Supp IV-d	57,321	901	141	-	-	-	58,363
2106	Distr Clerk Records Mgmt	245,278	55,500	-	-	-	-	300,778
2113	County&Distr Court Tech	92,340	6,760	-	-	-	-	99,100
2121	Donations To Galv Co	23,229	125	-	5,478	-	-	17,876
2205	Courthouse Security	38,646	279,275	130,000	265,590	-	-	182,331
2206	Justice Crt Bldg Security	71,700	7,775	-	-	-	-	79,475
2207	Appellate Judicial	219,007	32,825	-	-	-	-	251,832
2211	Law Library	251,471	185,125	-	169,079	-	-	267,517
2212	Alter. Disp Resolution	972,106	118,650	-	283,461	-	-	807,295
2215	Justice Court Tech	268,354	28,570	-	-	-	-	296,924
2217	Suppl Crt-Intd Guardnshp	146,049	26,400	-	9,999	-	-	162,450
2218	Pretrial Intervention Prog	226,584	1,475	-	-	-	-	228,059
2219	Court Reporters Service	521,667	100,260	-	19,157	-	-	602,770
2260	Emergency Mgmt	620,549	5,100	-	900	-	-	624,749
2301	Road and Bridge	2,556,082	6,011,612	38,705	6,159,160	-	300,000	2,465,016
2303	FM/Lateral Rd	1,438,172	93,066	-	104,832	-	-	1,426,406
2341	Road District #1	2,682,411	506,800	-	12,116	-	200,000	2,977,095
2370	Flood Control	1,353,727	4,039,168	-	1,629,353	-	750,000	3,081,659
2410	Mosquito Control	665,526	1,401,657	-	427,745	-	550,000	1,823,478
2601	Beach And Parks	3,058,948	859,090	-	817,389	-	298,582	2,802,067
2621	Galveston Co Museum	6,523	-	-	-	-	-	6,523
3100	County Capital Projects	35,519	1,507,408	600,000	1,719,189	-	400,000	23,738
3101	Capital Replenishment	2,687,296	16,500	-	-	-	-	2,703,796
4xxx	Debt Service	9,797,995	32,956,154	-	33,297,313	-	-	9,456,836
		<u>32,394,303</u>	<u>49,151,096</u>	<u>768,846</u>	<u>45,600,704</u>	<u>-</u>	<u>2,498,582</u>	<u>35,334,893</u>
	Budgeted Gov'l Funds	\$ 110,286,792	\$ 205,596,676	\$ 5,729,705	\$ 178,500,084	\$ 18,349,169	\$ 3,498,582	\$ 122,385,272
INTERNAL SERVICE FUNDS								
6123	Employee Benefits	3,212,993	15,916,375	1,080,000	16,779,108	-	-	3,430,260
6124	Workers' Compensation F	2,392,621	890,264	-	287,959	-	-	2,994,926
6125	Unemployment Insurance	1,188,258	178,116	-	100,183	-	-	1,266,191
6130	Self-Insured Fund	10,354,258	3,446,391	-	2,404,005	-	-	11,396,644
	Funded Internal Service	\$ 17,148,130	\$ 20,431,146	\$ 1,080,000	\$ 19,571,255	\$ -	\$ -	\$ 19,088,021

Galveston County, Texas
 Governmental Funds
 Resources Available
 FY21-FY22

Percentage used 50%
 Tax Levy equals \$ 0.424540
 Tax Rate Reduction \$ (0.051360)

Fund No.	Fund Name	Fiscal Year 2021	Fiscal Year 2022			
		Estimated 9/30/2021 Unassigned Fund Balance	Tax Levy @ 98.5% Collection plus Other Taxes & TIRZ	Estimated Other Revenues Before Transfers	FY2022 Budgeted Transfers In	Available Resources for 2022 Budget
1101	General Fund	\$ 72,969,389	\$ 116,567,482	\$ 32,913,352	\$ -	\$ 222,450,223
1201	County Clerk Archive Fee	2,045,815	-	910,300	-	2,956,115
1202	Juvenile Justice Fund	237,167	-	53,300	5,000,000	5,290,467
1203	Indigent Health Care	5,355,549	-	90,300	900,000	6,345,849
1204	Beach Maint-Road & Brdg	442,171	-	82,800	200,000	724,971
1205	Probate Judicial Educ	64,812	-	6,600	-	71,412
1206	Child Welfare Fund	9,417	-	22,700	260,000	292,117
1207	Economic Development	240,702	-	1,550	110,000	352,252
1208	Specialty Court Fund	632,869	-	48,700	400,000	1,081,569
1209	GOMESA Revenue	4,797,272	-	1,405,000	-	6,202,272
1210	CCP Chapter 18 Forfeiture	211,820	-	1,000	-	212,820
1211	Truancy Prev & Diversion	40,567	-	30,100	-	70,667
1212	County Jury Fund	2,829	-	140,297	350,000	493,126
	Total Genl&Relatd Funds	\$ 87,050,379	\$ 116,567,482	\$ 35,705,999	\$ 7,220,000	\$ 246,543,860
2101	County Rec Mgmt & Presrv	586,038	-	80,900	-	666,938
2102	County Clk Rec Mgmt&Pre	4,002,722	-	812,400	-	4,815,122
2105	Distr Clk Chld Supp IV-d	58,363	-	760	-	59,123
2106	Distr Clerk Records Mgmt	300,778	-	59,600	-	360,378
2113	County&Distr Court Tech	99,100	-	6,760	-	105,860
2121	Donations To Galv Co	17,876	-	125	-	18,001
2205	Courthouse Security	182,331	-	149,275	130,000	461,606
2206	Justice Crt Bldg Security	79,475	-	7,775	-	87,250
2207	Appellate Judicial	251,832	-	32,825	-	284,657
2211	Law Library	267,517	-	185,125	-	452,642
2212	Alter. Disp Resolution	807,295	-	118,650	-	925,945
2215	Justice Court Tech	296,924	-	28,570	-	325,494
2217	Suppl Crt-Intd Guardnshp	162,450	-	26,400	-	188,850
2218	Pretrial Intervention Prog	228,059	-	1,475	-	229,534
2219	Court Reporters Service	602,770	-	100,260	-	703,030
2260	Emergency Mgmt	624,749	-	5,100	-	629,849
2301	Road and Bridge	2,465,016	3,503,789	3,348,072	-	9,316,877
2303	FM/Lateral Rd	1,426,406	500	91,566	-	1,518,472
2341	Road District #1	2,977,095	-	506,800	-	3,483,895
2370	Flood Control	3,081,659	297,615	3,454,955	-	6,834,229
2410	Mosquito Control	1,823,478	447,247	6,200	-	2,276,925
2601	Beach And Parks	2,802,067	-	858,240	-	3,660,307
2621	Galveston Co Museum	6,523	-	-	-	6,523
3100	County Capital Projects	23,738	-	301,900	-	325,638
3101	Capital Replenishment	2,703,796	-	16,500	200,000	2,920,296
4xxx	Debt Service	9,456,836	25,131,390	6,261,392	-	40,849,618
		35,334,893	29,380,542	16,461,625	330,000	81,507,059
	Budgeted Gov'l Funds	\$ 122,385,272	\$ 145,948,023	\$ 52,167,624	\$ 7,550,000	\$ 328,050,919
INTERNAL SERVICE FUNDS						
6123	Employee Benefits	3,430,260	-	18,909,749	-	22,340,009
6124	Workers' Compensation F	2,994,926	-	871,550	-	3,866,476
6125	Unemployment Insurance	1,266,191	-	172,200	-	1,438,391
6130	Self-Insured Fund	11,396,644	-	2,721,038	-	14,117,682
	Funded Internal Service	\$ 19,088,021	\$ -	\$ 22,674,537	\$ -	\$ 41,762,558

Galveston County, Texas
 Governmental Funds
 Resources Available
 FY21-FY22

Fiscal Year 2022

Fund No.	Fund Name	Available Resources for 2022 Budget	FY 2022 Expenditures per Tentative Budget	FY2022 Budgeted Transfers Out	FY 2022 Budgeted Reserves	FY 2022	Estimated Fund Balance 09/30/2022
						Tentative Budgeted Expenditures	
1101	General Fund	\$ 222,450,223	\$ 143,815,197	\$ 7,550,000	\$ 30,000,000	\$ 181,365,197	\$ 41,085,026
1201	County Clerk Archive Fee	2,956,115	831,790	-	200,000	1,031,790	1,924,325
1202	Juvenile Justice Fund	5,290,467	5,262,066	-	-	5,262,066	28,401
1203	Indigent Health Care	6,345,849	2,500,000	-	1,000,000	3,500,000	2,845,849
1204	Beach Maint-Road & Brdg	724,971	594,180	-	100,000	694,180	30,791
1205	Probate Judicial Educ	71,412	5,000	-	-	5,000	66,412
1206	Child Welfare Fund	292,117	277,071	-	-	277,071	15,046
1207	Economic Development	352,252	340,292	-	-	340,292	11,960
1208	Specialty Court Fund	1,081,569	723,384	-	-	723,384	358,185
1209	GOMESA Revenue	6,202,272	371,400	-	1,000,000	1,371,400	4,830,872
1210	CCP Chapter 18 Forfeiture	212,820	-	-	-	-	212,820
1211	Truancy Prev & Diversion	70,667	-	-	-	-	70,667
1212	County Jury Fund	493,126	460,800	-	-	460,800	32,326
	Total Genl&Relatd Funds	\$ 246,543,860	\$ 155,181,180	\$ 7,550,000	\$ 32,300,000	\$ 195,031,180	\$ 51,512,680
2101	County Rec Mgmt & Presrv	666,938	60,961	-	100,000	160,961	605,977
2102	County Clk Rec Mgmt&Pre	4,815,122	893,168	-	500,000	1,393,168	3,921,954
2105	Distr Clk Chld Supp IV-d	59,123	46,720	-	-	46,720	12,403
2106	Distr Clerk Records Mgmt	360,378	7,000	-	100,000	107,000	353,378
2113	County&Distr Court Tech	105,860	-	-	-	-	105,860
2121	Donations To Galv Co	18,001	15,000	-	-	15,000	3,001
2205	Courthouse Security	461,606	293,044	-	50,000	343,044	298,562
2206	Justice Crt Bldg Security	87,250	-	-	-	-	87,250
2207	Appellate Judicial	284,657	-	-	-	-	284,657
2211	Law Library	452,642	214,530	-	100,000	314,530	238,112
2212	Alter. Disp Resolution	925,945	150,000	-	500,000	650,000	775,945
2215	Justice Court Tech	325,494	-	-	100,000	100,000	325,494
2217	Suppl Crt-Intd Guardnshp	188,850	30,000	-	-	30,000	158,850
2218	Pretrial Intervention Prog	229,534	-	-	-	-	229,534
2219	Court Reporters Service	703,030	21,500	-	50,000	71,500	681,530
2260	Emergency Mgmt	629,849	-	-	400,000	400,000	629,849
2301	Road and Bridge	9,316,877	6,096,980	-	-	6,096,980	3,219,897
2303	FM/Lateral Rd	1,518,472	184,730	-	500,000	684,730	1,333,742
2341	Road District #1	3,483,895	252,056	-	500,000	752,056	3,231,839
2370	Flood Control	6,834,229	2,587,215	-	500,000	3,087,215	4,247,014
2410	Mosquito Control	2,276,925	1,503,971	-	100,000	1,603,971	772,954
2601	Beach And Parks	3,660,307	1,459,965	-	800,000	2,259,965	2,200,342
2621	Galveston Co Museum	6,523	-	-	-	-	6,523
3100	County Capital Projects	325,638	-	-	-	-	325,638
3101	Capital Replenishment	2,920,296	-	-	1,500,000	1,500,000	3,120,296
4xxx	Debt Service	40,849,618	33,245,863	-	-	33,245,863	7,603,755
		<u>81,507,059</u>	<u>47,062,703</u>	<u>-</u>	<u>5,800,000</u>	<u>52,862,703</u>	<u>34,774,356</u>
	Budgeted Gov'l Funds	\$ 328,050,919	\$ 202,243,883	\$ 7,550,000	\$ 38,100,000	\$ 247,893,883	\$ 86,287,036
INTERNAL SERVICE FUNDS							
6123	Employee Benefits	22,340,009	19,238,806	-	-	19,238,806	3,101,203
6124	Workers' Compensation F	3,866,476	855,000	-	-	855,000	3,011,476
6125	Unemployment Insurance	1,438,391	240,000	-	-	240,000	1,198,391
6130	Self-Insured Fund	14,117,682	2,760,000	-	-	2,760,000	11,357,682
	Funded Internal Service	\$ 41,762,558	\$ 23,093,806	\$ -	\$ -	\$ 23,093,806	\$ 18,668,752

Some Special Revenue Funds issue budgets that are not adopted through, and are not under the oversight of, Commissioners Court. For that reason they are not included in the Estimated Fund Balance schedule. They include:

Constable Pct. 3 Forfeitures ¹	Law Enforcement Continued Education ⁴
Constable Pct. 4 Forfeitures ¹	Probate Court Contributions ¹
District Attorney Check Collection Fees ¹	Sheriff's Commissary ⁴
District Attorney Forfeitures after 10/89	Sheriff's Forfeitures Post-10/89 ¹
Election Services Contract ²	Tax Assessor-Collector Special Inventory Tax Escrow ⁴
Election Code Chapter 19 Fund ⁴	

¹"Receive and File" Commissioners Court agenda items only.

²Under the control of the Elections Services Officer.

³Under the control of the Probate Court Judge.

⁴Governed by specific statutes; the county records and reports on their financial activity through its accounting system.

Internal Service Funds operate as funding plans for obligations the Commissioners Court has agreed to provide, such as employee benefits and workers' compensation insurance. For purposes of the financial system the county uses, the Internal Service Funds are also "budgeted" for purposes of tracking and to ensure there is sufficient balance to pay for these services the county has already committed to providing.

ALL OPERATING FUNDS – SUMMARY OF REVENUES

Operating funds include only governmental funds. Governmental funds do not include internal service funds; internal service funds are full-accrual funds and as mentioned above utilize a funding plan. Governmental funds utilize modified-accrual accounting and do have a budget.

Governmental Funds consist of:

General Fund

The General Fund is the chief operating fund of the county. It accounts for all financial resources except those required to be accounted for in another fund. Included in the General Fund are a group of funds referred to as related funds; the relation is established by accounting standards (GASB 54), as the primary funding source of these related funds is a transfer of money from the General Fund. Before GASB 54 these funds were reported separately, so they have been kept separate for management purposes, but for reporting purposes they are combined in the General Fund.

General and Related Funds	2020 Actual	2021 Adopted	2021 Est Actual	2022 Projected	% Change 2021
					Adopted vs 2022 Projected
Ad Valorem Taxes	114,940,989	109,604,346	123,323,776	116,567,482	6.35%
Licenses and Permits	236,352	191,800	180,400	194,800	1.56%
Intergovernmental Revenues	7,554,763	7,056,615	4,360,872	6,573,200	-6.85%
Fees and Charges for Services	6,936,156	6,186,160	6,952,040	7,538,215	21.86%
Fines and Forfeitures	1,285,680	1,230,225	1,118,275	1,191,575	-3.14%
Other Revenues	12,645,143	12,400,035	10,775,401	11,208,209	-9.61%
Other Financing Sources*	5,413,818	4,685,000	14,467,557	16,220,000	246.21%
* Includes transfers	<u>\$ 149,012,901</u>	<u>\$ 141,354,181</u>	<u>\$ 161,178,321</u>	<u>\$ 159,493,481</u>	12.83%

Special Revenue Funds

Special Revenue Funds account for revenues legally restricted to being spent for a specific purpose, generally due to statutory requirements. Note Grant Funds (monies received from state or federal agencies; the budget is set by the grantor agency) are not included in the Estimate of Available Resources. The 2021 reduced revenues are due to the pandemic, which affected the judicial operations from which most of the special revenue funds derive their revenue.

Special Revenue Funds	2020 Actual	2021 Adopted	2021 Est Actual	2022 Projected	% Change 2021 Adopted vs 2022 Projected
Ad Valorem Taxes	9,527,502	7,337,329	7,936,212	7,406,491	0.94%
Licenses and Permits	2,772,096	2,500,000	2,500,000	2,900,000	16.00%
Intergovernmental Revenues	513,439	474,231	449,972	447,887	-5.56%
Fees and Charges for Services	3,206,017	3,016,400	3,003,925	2,985,075	-1.04%
Fines and Forfeitures	34,665	36,500	31,500	31,500	-13.70%
Other Revenues	625,030	408,496	480,749	360,031	-11.86%
Other Financing Sources*	658,227	130,000	268,676	130,000	0.00%
* Includes transfers	<u>\$ 17,336,976</u>	<u>\$ 13,902,956</u>	<u>\$ 14,671,034</u>	<u>\$ 14,260,984</u>	2.58%

Capital Projects Funds

Capital Project Funds are usually limited to long-term debt financing for projects. Payment of the debt is from taxes levied on property in the county. The large reduction in FY 2022 is due to a change in the way the county funds short-term projects; instead of transferring money from the General Fund to pay for the project, the projects will be funded in the General Fund.

Capital Project Funds	2020 Actual	2021 Adopted	2021 Est Actual	2022 Projected	% Change 2021 Adopted vs 2022 Projected
Ad Valorem Taxes	-	-	-	-	-
Licenses and Permits	-	-	-	-	-
Intergovernmental Revenues	935,901	-	947,608	-	-
Fees and Charges for Services	-	-	-	-	-
Fines and Forfeitures	-	-	-	-	-
Other Revenues	1,195,728	978,580	338,230	303,230	-69.01%
Other Financing Sources*	2,310,991	1,400,000	1,510,558	300,000	-78.57%
* Includes transfers	<u>\$ 4,442,620</u>	<u>\$ 2,378,580</u>	<u>\$ 2,796,396</u>	<u>\$ 603,230</u>	-74.64%

Debt Service Funds

The Debt Service Fund is used to accumulate resources to pay principal and interest costs, and pay fiscal agent fees. Revenues include both taxes and other revenues such as toll-road fees, lease payments, etc.

Debt Service Funds	2020 Actual	2021 Adopted	2021 Est Actual	2022 Projected	% Change 2021 Adopted vs 2022 Projected
Ad Valorem Taxes	29,287,925	24,493,861	26,906,527	25,131,390	2.60%
Licenses and Permits	-	-	-	-	-
Intergovernmental Revenues	5,692,566	5,443,147	5,358,147	5,569,912	2.33%
Fees and Charges for Services	-	-	-	-	-
Fines and Forfeitures	-	-	-	-	-
Other Revenues	993,368	846,480	691,480	691,480	-18.31%
Other Financing Sources	21,470,267	-	-	-	-
	<u>\$ 57,444,126</u>	<u>\$ 30,783,488</u>	<u>\$ 32,956,154</u>	<u>\$ 31,392,782</u>	1.98%

OUTSTANDING DEBT

The County continues to actively manage its outstanding debt, with FY 2022 payments for principal and interest expected to be \$33.3M. Principal remaining on outstanding debt at September 30, 2021 will be \$210.1M. The following tables show the debt and debt service by issuance name and type.

**COUNTY OF GALVESTON
LONG-TERM DEBT WALK-FORWARD
From September 30, 2021, through September 30, 2022
(UNAUDITED)**

	BONDED DEBT, 9/30/2021			FY 2022 RETIREMENTS			BONDED DEBT, 9/30/2022		
	PRINCIPAL	INTEREST	TOTAL	PRINCIPAL	INTEREST	TOTAL	PRINCIPAL	INTEREST	TOTAL
Constitutional Bonds:									
Justice Center and Public Safety Building Bonds 2001	\$ 5,856,030	\$ 14,973,970	\$ 20,830,000	\$ 1,285,632	\$ 2,799,369	\$ 4,085,001	\$ 4,570,398	\$ 12,174,602	\$ 16,744,999
Limited Tax County Building Bonds 2009B	24,410,000	6,210,289	30,620,289	2,460,000	1,368,779	3,828,779	21,950,000	4,841,510	26,791,510
Unlimited Tax Refunding Bonds 2011B	930,000	39,950	969,950	455,000	29,857	484,857	475,000	10,093	485,093
Pass-Through Toll Revenue & Ltd. Tax Refunding Bnds 2012	6,675,000	239,375	6,914,375	5,175,000	189,375	5,364,375	1,500,000	50,000	1,550,000
Limited Tax Refunding Bonds Series 2017	48,550,000	10,667,700	59,217,700	4,260,000	2,299,700	6,559,700	44,290,000	8,368,000	52,658,000
Limited Tax Flood Control and Refunding Bonds 2017	12,770,000	3,687,200	16,457,200	855,000	493,700	1,348,700	11,915,000	3,193,500	15,108,500
Limited Tax County Building Bonds 2017A	8,535,000	3,298,200	11,833,200	100,000	283,800	383,800	8,435,000	3,014,400	11,449,400
Limited Tax County Building Bonds Series 2019	8,100,000	4,430,475	12,530,475	50,000	346,100	396,100	8,050,000	4,084,375	12,134,375
Total Constitutional Bonds	115,826,030	43,547,159	159,373,189	14,640,632	7,810,680	22,451,312	101,185,398	35,736,479	136,921,877
Road Bonds:									
Unlimited Tax Road Bonds 2001	4,402,452	11,257,547	15,659,999	966,191	2,103,810	3,070,001	3,436,261	9,153,737	12,589,998
Unlimited Tax Road and Refunding Bonds 2017	67,975,000	21,422,025	89,397,025	4,030,000	2,664,650	6,694,650	63,945,000	18,757,375	82,702,375
Unlimited Tax Road Bonds Series 2019	21,880,000	12,825,000	34,705,000	100,000	924,400	1,024,400	21,780,000	11,900,600	33,680,600
Total Road Bonds	94,257,452	45,504,572	139,762,024	5,096,191	5,692,860	10,789,051	89,161,261	39,811,712	128,972,973
Total All Bonded Debt	\$ 210,083,482	\$ 89,051,731	\$ 299,135,213	\$ 19,736,823	\$ 13,503,540	\$ 33,240,363	\$ 190,346,659	\$ 75,548,191	\$ 265,894,850

Receivables and Payables

Receivables and payables play a part in the development of the overall economic resources available. The highest amount of receivable in the General Fund is for delinquent property taxes, but the largest receivable affects the grant funds. A number of grants require the County to pay expenditures up front and then seek reimbursement from the grantor. Included in the monthly financial statements mentioned earlier is the Statement of Cash on Hand to the Credit of Each Fund at 07-31-21.

COUNTY OF GALVESTON, TEXAS
STATEMENT OF ACCOUNTS RECEIVABLES AND LIABILITIES
AS OF JULY 31, 2021

	GOVERNMENTAL FUND TYPES				PROPRIETARY	FIDUCIARY	Total
	General and Related Funds	Special Revenue Funds	Debt Service Funds	Capital Project Funds	Internal Service Funds	Trust and Agency Funds	
RECEIVABLES:							
Receivables (Net of Allowances for Uncollectibles):							
Taxes	\$ 7,967,351	\$ 418,706	\$ 1,730,793	\$ -	\$ -	\$ -	\$ 10,116,850
Accounts and Other	3,799,839	14,708,664	5,417,092	144,078	17,788	7,381	24,094,842
TOTAL RECEIVABLES	\$ 11,767,190	\$ 15,127,370	\$ 7,147,885	\$ 144,078	\$ 17,788	\$ 7,381	\$ 34,211,692
PAYABLES:							
Accounts Payable	\$ 472,151	\$ 259,712	\$ 400	\$ 409,157	\$ 103,100	\$ 1,143,565	\$ 2,388,085
Retainage Payable	7,450	44,712	-	382,953	-	-	435,115
Est Liab-Claims/Jdgmts Pyble	-	-	-	-	1,330,645	-	1,330,645
Due to Others	353,969	171,596	-	-	216	25,262,741	25,788,522
Undistributed Funds	191,254	-	-	-	-	-	191,254
Escrow Deposits/Deposits Held	477,237	2,414	-	-	-	13,146,879	13,626,530
TOTAL PAYABLES	\$ 1,502,061	\$ 478,434	\$ 400	\$ 792,110	\$ 1,433,961	\$ 39,553,185	\$ 43,760,151

Fund Balance as a Percentage of Expenditures – The policy below was passed by Commissioners Court on 08-30-11.

FUND BALANCE POLICY

COUNTY OF GALVESTON, TEXAS

Purpose The purpose of this policy is to establish operating and reporting guidelines for the fund balances of the governmental funds of Galveston County, Texas

Fund Balance Classification The county governmental-fund financial statements will present fund balances classified in a hierarchy based on the strength of the constraints governing how those balances can be spent. These classifications are listed below in descending order of restrictiveness

- **Nonspendable** This classification includes amounts that cannot be spent because they (a) are not in spendable form (e.g., inventories and prepaid items), (b) are not expected to be converted into cash within the current period or at all (e.g., long-term receivables), or (c) are legally or contractually required to be maintained intact (e.g., the non-spendable corpus of an endowment)
- **Restricted** This classification includes amounts subject to usage constraints that have either been (a) externally imposed by creditors (e.g., through a debt covenant), grantors, contributors, or laws or regulations of other governments, or (b) imposed by law through constitutional provisions or enabling legislation
- **Committed** This classification includes amounts that are constrained to use for specific purposes pursuant to formal action of Commissioners Court¹. These amounts cannot be used for other purposes unless the Court removes or changes the constraints via the same type of action used to initially commit them
- **Assigned** This classification includes amounts intended by the county for use for a specific purpose but which do not qualify for classification as either restricted or committed. The intent can be expressed by Commissioners Court or by a Court designee (e.g., a department head)². This classification applies to the positive unrestricted and uncommitted fund balances of all governmental funds except the General Fund
- **Unassigned** This classification applies to the residual fund balance of the General Fund and to any deficit fund balances of other governmental funds

Order of Spending Where appropriate, Galveston County will typically use restricted, committed, and/or assigned fund balances, in that order, prior to using unassigned resources, but it reserves the right to deviate from this general strategy

Minimum Fund Balances Galveston County generally aims to maintain the following minimum fund balances

- **General Fund** Unassigned fund balance of approximately 20% - 30% of budgeted expenditures for the fiscal year, to be used for unanticipated needs
- **Debt Service Funds** Restricted fund balances of approximately 10% - 20% of the following year's debt service requirements, to be used for debt service

¹ A commitment of fund balance requires formal action as to purpose but not as to amount, the latter may be determined and ratified by the Court at a later date. This is often important near year-end, when a purpose or need is known but a cost is not

² An assignment of fund balance implies an intent of Commissioners Court, but operationally the ability to implement the intent may be delegated to one or more persons. Designees may be listed in this document or, alternatively, in the county's budgetary policy

Revenues Not Budgeted at the Beginning of the Year

In a case where the County receives grant or aid money, regardless of the source, the budget may be amended to show receipt of the funds; Texas Local Government Code Section 111.0706 states:

The County Auditor shall certify to the Commissioners Court the receipt of all public or private grant or aid money that is available for disbursement in a fiscal year but not included in the budget for that fiscal year. On certification, the court shall adopt a special budget for the limited purpose of spending the grant or aid money for its intended purpose.

In the event of revenue received from intergovernmental contracts such as funds earned by the County from an agreement with a local city, the County Auditor shall inform the Commissioners Court of the receipt of the funds and certify the funds as available to be budgeted; Section 111.0707 of the Texas Local Government Code states:

The County Auditor shall certify to the Commissioners Court the receipt of all revenue from an intergovernmental contract that is available for disbursement in a fiscal year but not included in the budget for that fiscal year. On certification, the Court shall adopt a special budget for the limited purpose of spending the revenue from intergovernmental contracts for its intended purpose.

Governmental Fund Accounting

The main purpose of governmental accounting is to provide a consistent and reliable base for recording, summarizing and analyzing financial information. Revenues are a key portion of the overall record of financial results, with all participants striving for a stable tax rate and appropriate levels for fees and charges for services as prescribed by approved and formalized financial objectives. The annual audit, internal audits and review of financial reports assure the accomplishment of financial objectives.

All County accounts are organized on the basis of funds; each is considered a separate accounting entity. The operations of each fund are accounted for with a separate set of self-balancing accounts. Using these accounts, the revenues and expenditures/expenses are approved before the beginning of each fiscal year by a budget adopted by the Commissioners Court. Currently, all county funds are grouped by two types, general governmental and special revenue fund types. Examples of general governmental funds include the general fund, debt service fund and capital projects fund. Examples of special revenue funds are the road and bridge and county records management fund.

Accounting System

The County's accounting records for governmental fund types and agency funds are maintained on a modified accrual basis, with the revenues being recorded when available and measurable, and expenditures recorded when the services or goods are received and the liabilities are incurred.

In addition, encumbrances are recorded during the year. Property tax revenues are susceptible to accrual, and are considered available to the extent collected within sixty days after the end of the fiscal year. Proprietary/internal service funds are accounted for using the accrual basis of accounting. Revenues are recognized when earned and expenses when they are incurred.

As part of the annual revenue estimate process, an estimate of total available resources must be provided. Available resources include the beginning cash balance, the estimated actual revenues for the current year, and the upcoming fiscal year estimated revenues to determine a final balance for total available resources.

On the following pages are the detailed estimates of revenue for each type of governmental fund, each fund within that type and each account within that fund for which an estimate is deemed appropriate. A funding plan with a detailed estimated is also provided for each account with each internal service fund follows.

Conclusion

I wish to express my appreciation to County officials, especially the Budget Officer and the Tax Assessor-Collector, for their assistance in providing information for the "Final Statement of Estimated Available Resources." From my office, I also want to thank Madeline Walker CPA CFE, Lauren Swift and Guadalupe Hinojosa CPA for their assistance in the accounting review and gathering of information. The review of the Tax Rate Calculation Worksheets, especially in light of Senate Bill 2 and the significant changes in the calculation and presentation of the tax rates, was carried out by Jordan Speer CIA CISA. Her efforts have been invaluable. Errors, opinions and mistakes are all mine.

Questions concerning the schedules, tables, graphs, and data presented in or contained within this report may be addressed to the County Auditor's Office.

Sincerely,

Randall Rice CPA

Digitally signed by Randall Rice CPA
Date: 2021.09.07 15:38:41 -05'00'

Randall Rice CPA CISA CIO
County Auditor

Galveston County, Texas

Funds Received and Estimated to be Received in the Current Year and to be Received in the Ensuing Year

General Fund and Related Funds

Estimated Revenues for 09/30/2021 and 09/30/2022

Fund Cost Center	Account	Object Description	2020 Actual	2021 Budget as Approved	Estimated FYE 09/30/2021	2022 Budget as Estimated
1101 - General Fund						
<i>41 - Ad Valorem Taxes</i>						
000000	4111010	Ad Valorem Taxes Current	113,859,749	108,231,146	122,241,429	115,181,882
000000	4111020	Ad Valorem Taxes Delinquent	1,985,735	1,800,000	1,250,978	1,800,000
000000	4112021	Excess Proceeds From Tax Sales	43,458	8,000	35,630	40,000
000000	4191010	Interest and Penalties-Current	399,606	375,000	610,000	575,000
000000	4191011	Interest and Penalties-Delinq	530,172	475,000	645,000	675,000
			<u>116,818,720</u>	<u>110,889,146</u>	<u>124,783,037</u>	<u>118,271,882</u>
<i>41 - Tax Reinvestment Zones</i>						
000000	4113016	Reinv Zone Galveston #13	(258,612)	(264,400)	(224,012)	(264,400)
000000	4113025	Reinv Zone League City #4	(195,383)	(162,000)	(215,581)	(240,000)
000000	4113035	Reinv Zone Texas City #1	(964,759)	(858,400)	(1,019,668)	(1,200,000)
			<u>(1,877,731)</u>	<u>(1,284,800)</u>	<u>(1,459,261)</u>	<u>(1,704,400)</u>
		Total Ad Valorem Taxes	114,940,989	109,604,346	123,323,776	116,567,482
<i>42 - Licenses and Permits</i>						
211101	4213010	Bond Company License Fees	1,000	-	3,000	3,000
293010	4213015	Game Room Permit	7,000	15,000	6,000	-
151500	4213020	TABC Permit Fees	226,138	175,000	170,000	190,000
314300	4226010	License and Other Fees	2,214	1,800	1,400	1,800
			<u>236,352</u>	<u>191,800</u>	<u>180,400</u>	<u>194,800</u>
<i>43 - Intergovernmental Revenues</i>						
211163	4300010	Other Agencies	19,450	12,000	15,000	15,000
211171	4301028	Interlocal Agrmt-Hitchcock	3,790	-	140,000	140,000
159100	4301030	Interlocal Agreement-Cities	4,800	4,800	4,800	4,800
211101	4301040	Housing Oth City/Cnty Inmates	32,000	35,000	38,000	40,000
211101	4301101	Justice Cntr Jail Usage Income	185,378	152,400	130,000	130,000
440100	4302005	Tobacco Settlement	301,215	301,215	320,581	321,000
127100	4302006	Asst Prosec Long State Suppl	64,380	64,800	64,800	66,000
122100	4302013	State Sal Supp	84,000	84,000	84,000	84,000
122200	4302013	State Sal Supp	84,000	84,000	84,000	84,000
122400	4302013	State Sal Supp	84,000	84,000	84,000	84,000
111000	4302018	CJ Salary Suppl-GC26.006	20,292	25,200	25,200	25,200
127100	4302024	DA Salary Supplement	22,500	22,500	22,500	22,500
121901	4302035	Indigent Defense Formula Grant	-	-	79,232	80,000
122901	4302035	Indigent Defense Formula Grant	-	-	26,322	27,000
211101	4302061	State Transportation-TDCJ	5,701	8,000	16,000	16,000
440100	4302150	Reimbursement-Medical Record	1,368	1,200	900	1,200
127100	4303020	Supplemental IV E	132,225	120,000	48,000	50,000
211101	4303118	Federal Reimb-SCAAP Grant	147,698	148,000	-	-
211101	4303119	Incentive Pay SSA	38,800	35,000	24,000	25,000
211101	4303122	Housing Federal Inmates	4,100	5,000	4,000	5,000
151500	4352011	State Shared Liquor Taxes	1,596,253	1,700,000	1,500,000	1,700,000
151519	4353010	RTS Retainage	2,518,290	2,500,000	-	-
000000	4361101	Paymt in Lieu of Taxes-GHA	44,011	75,000	75,000	40,000
000000	4361106	PILT-Gulf Coast Ammonia	-	-	-	2,000,000

Galveston County, Texas

Funds Received and Estimated to be Received in the Current Year and to be Received in the Ensuing Year

General Fund and Related Funds

Estimated Revenues for 09/30/2021 and 09/30/2022

Fund Cost Center	Account	Object Description	2020 Actual	2021 Budget as Approved	Estimated FYE 09/30/2021	2022 Budget as Estimated
000000	4361111	Payment in Lieu of Taxes Fed	16,481	16,200	17,500	17,500
			<u>5,757,282</u>	<u>5,763,315</u>	<u>2,803,835</u>	<u>4,978,200</u>
<i>44 - Fees and Charges for Services</i>						
170100	4401010	Parking Fees	7,984	6,000	7,200	7,200
223700	4401016	Out of County Fee	-	-	656	500
123111	4411018	Court-Related Support Fee	580	600	300	300
123201	4411018	Court-Related Support Fee	638	800	300	300
123301	4411018	Court-Related Support Fee	314	400	200	200
123401	4411018	Court-Related Support Fee	429	450	200	200
129200	4411018	Court-Related Support Fee	902	900	500	500
211101	4411018	Court-Related Support Fee	56	60	100	100
114000	4411040	Local Consolidated Court Cost	(290)	-	8,000	13,000
123301	4411040	Local Consolidated Court Cost	-	-	20	25
126100	4411040	Local Consolidated Court Cost	(51)	-	2,400	3,000
123111	4411050	General/Time Payments (TP)	1,621	2,000	2,400	1,800
123201	4411050	General/Time Payments (TP)	1,259	1,100	400	500
123301	4411050	General/Time Payments (TP)	236	300	300	400
123401	4411050	General/Time Payments (TP)	3,441	3,000	2,600	2,700
129200	4411050	General/Time Payments (TP)	13,148	10,000	11,000	11,500
211101	4411050	General/Time Payments (TP)	889	750	1,400	1,500
255100	4411050	General/Time Payments (TP)	10	40	-	-
123111	4411051	Gen Time Pymt Judcl Efficiency	413	500	200	200
123201	4411051	Gen Time Pymt Judcl Efficiency	178	120	50	50
123301	4411051	Gen Time Pymt Judcl Efficiency	91	65	100	100
123401	4411051	Gen Time Pymt Judcl Efficiency	582	700	150	150
129200	4411051	Gen Time Pymt Judcl Efficiency	2,803	3,000	1,800	1,800
211101	4411051	Gen Time Pymt Judcl Efficiency	222	200	300	300
129200	4411055	Restitution Fees	888	800	600	600
151300	4411100	Cnty Portion State Fees Coll	76,858	55,000	85,000	95,000
114000	4412005	Clerk Fees	2,402,756	1,750,000	2,400,000	2,600,000
126100	4412005	Clerk Fees	516,766	625,000	490,000	525,000
129300	4412010	Pre-Trial Release Agency	47,717	50,000	29,000	32,000
114000	4412012	Court Appointed Attorney Fee	46,971	55,000	48,000	50,000
126100	4412012	Court Appointed Attorney Fee	109,687	120,000	105,000	107,000
255100	4412012	Court Appointed Attorney Fee	1,107	2,200	-	-
256100	4412012	Court Appointed Attorney Fee	5,194	8,000	8,000	8,000
211101	4412018	Accident Report Fees	3,186	4,000	520	600
211101	4412020	Ad Litem Fees	635	1,800	-	-
127100	4412022	Prosecutor's Fees	26,037	27,000	27,000	27,000
120900	4412026	Vetrns Crt Prgm Fee GC124.005	-	5,000	-	-
190100	4412030	Engineering Fees	14,204	10,000	17,000	17,000
190100	4412033	Road Opening Appl Fee	-	-	250	250
123111	4412040	OMNI Fee TC706.006	-	-	350	350
123201	4412040	OMNI Fee TC706.006	-	-	25	25
123301	4412040	OMNI Fee TC706.006	-	-	250	250
123401	4412040	OMNI Fee TC706.006	-	-	350	350

Galveston County, Texas

Funds Received and Estimated to be Received in the Current Year and to be Received in the Ensuing Year

General Fund and Related Funds

Estimated Revenues for 09/30/2021 and 09/30/2022

Fund Cost Center	Account	Object Description	2020 Actual	2021 Budget as Approved	Estimated FYE 09/30/2021	2022 Budget as Estimated
129200	4412040	OMNI Fee TC706.006	-	-	600	600
151600	4412050	ATM Fees	3,600	3,600	3,600	3,600
114000	4412100	Jury Fee CCP102.004	7,946	6,500	2,319	3,600
123111	4412100	Jury Fee CCP102.004	132	-	60	60
123201	4412100	Jury Fee CCP102.004	66	-	30	30
123301	4412100	Jury Fee CCP102.004	132	-	60	60
126100	4412100	Jury Fee CCP102.004	33,780	26,000	-	-
129200	4412313	DWI Supervision Fee CCP17.441	23,877	16,000	30,000	32,000
114000	4412320	E-Filing Trns Fee GC72.031	29	35,000	10	15
126100	4412320	E-Filing Trns Fee GC72.031	2,453	55,000	2,000	2,000
126100	4413013	Passport Fees	192,920	180,000	300,000	325,000
126100	4413014	Family Protect Fee-GC51.961	13,152	11,000	13,100	14,000
126100	4413500	Dstr Crt Rrds ArchFee GC51.305	47,210	39,000	48,200	50,000
126100	4413556	Chld Advcy Ctr GC103-021(7)	50	-	200	200
114000	4414014	Child Abuse Prv FeeCCP102.0186	439	500	2,500	2,600
114000	4414030	Notary Services Fee	1,578	1,100	1,200	1,200
123111	4415010	JP Fees of Office	14,773	20,000	42,000	44,000
123201	4415010	JP Fees of Office	50,132	56,000	64,000	68,000
123301	4415010	JP Fees of Office	40,098	16,000	60,000	62,000
123401	4415010	JP Fees of Office	37,124	55,000	72,000	75,000
123111	4415100	JP Civil Service Fees	162,978	160,000	135,000	140,000
123201	4415100	JP Civil Service Fees	131,691	140,000	105,000	110,000
123301	4415100	JP Civil Service Fees	103,110	105,000	93,000	95,000
123401	4415100	JP Civil Service Fees	73,685	75,000	62,000	65,000
123111	4415115	Child Safety Fee	60	70	250	250
123201	4415115	Child Safety Fee	40	60	-	-
123301	4415115	Child Safety Fee	-	-	-	-
123401	4415115	Child Safety Fee	74	70	150	150
123111	4415116	Child Safety Sch Zn CCP102.014	-	-	50	50
123201	4415116	Child Safety Sch Zn CCP102.014	50	40	900	900
123301	4415116	Child Safety Sch Zn CCP102.014	75	40	40	40
123401	4415116	Child Safety Sch Zn CCP102.014	-	-	225	225
151519	4416013	Replacement Stickers	17,485	16,000	19,500	20,000
151500	4416014	Title Fees	-	314,000	-	-
151519	4416014	Title Fees	312,165	-	300,000	325,000
151500	4416016	Boat Registration/Title Fees	-	5,800	-	-
151519	4416016	Boat Registration/Title Fees	14,421	-	9,000	9,000
151500	4416017	TPWD Sales Tax EarnedTC160.12	-	37,100	-	-
151519	4416017	TPWD Sales Tax EarnedTC160.12	80,492	-	66,000	66,000
151519	4416020	Duplicate Receipts	616	800	500	500
151519	4416022	RTS Commission	483,686	475,000	475,000	500,000
151519	4416023	Transfer Fees	70,110	92,000	50,000	60,000
151519	4416024	Misc/Mail Fees	2,094	2,400	1,800	2,400
151500	4416025	TABC 5% Comm	4,824	3,600	3,000	3,600
151500	4416026	Misc Fees & Over	10,020	17,000	1,500	1,600
151519	4416026	Misc Fees & Over	4,890	-	17,000	18,000

Galveston County, Texas

Funds Received and Estimated to be Received in the Current Year and to be Received in the Ensuing Year

General Fund and Related Funds

Estimated Revenues for 09/30/2021 and 09/30/2022

Fund Cost Center	Account	Object Description	2020 Actual	2021 Budget as Approved	Estimated FYE 09/30/2021	2022 Budget as Estimated
151500	4416027	Collect Contract	303	250	50	250
151553	4416027	Collect Contract	112,790	135,000	135,000	135,000
151519	4416028	Special Plates	1,517	2,200	1,800	2,200
151554	4416029	Publication Fees	21,686	24,000	22,000	24,000
211101	4421010	C.C. Sheriff Fees	291,399	280,000	300,000	325,000
211101	4421012	Brazoria Cnty Trnspt Sheriff	2,452	2,500	1,200	1,300
211101	4421014	Vehicle Tow & Disposal Fees	175	500	500	500
211101	4421016	D.C. Sheriff Fees	126,609	117,000	135,000	135,000
211101	4421020	Arrest Fees CCP102.011	4,329	5,200	4,500	5,200
223400	4422010	Constable Fees	-	10,000	-	10,000
223800	4422010	Constable Fees	-	100	-	100
223300	4422110	Constable Civil Service Fees	23,341	32,000	30,000	32,000
223400	4422110	Constable Civil Service Fees	26,791	26,000	27,000	29,000
223700	4422110	Constable Civil Service Fees	22,509	40,000	21,000	23,000
223800	4422110	Constable Civil Service Fees	21,960	23,000	20,500	23,000
179137	4471100	Facility User Fees	-	-	175	250
529121	4471100	Park Facility User Fees	2,450	3,000	6,900	7,000
529210	4471100	Park Facility User Fees	34,665	60,000	20,000	22,000
529211	4471100	Park Facility User Fees	2,680	4,500	20,000	22,000
529212	4471100	Park Facility User Fees	900	8,500	14,000	15,000
529213	4471100	Facility User Fees	-	-	400	-
529214	4471100	Park Facility User Fees	-	200	-	200
529215	4471100	Park Facility User Fees	-	3,700	-	3,700
529216	4471100	Park Facility User Fees	-	1,700	-	1,700
529217	4471100	Park Facility User Fees	1,571	1,900	2,500	2,500
529218	4471100	Park Facility User Fees	80	-	-	-
529220	4471100	Park Facility User Fees	140	400	1,500	1,500
529225	4471100	Park Facility User Fees	5,320	9,000	6,500	9,000
529226	4471100	Park Facility User Fees	6,415	9,000	10,600	11,000
529222	4472100	Concession Fees	1,454	1,700	-	1,700
529224	4472100	Concession Fees	3,360	12,000	7,800	12,000
522020	4473021	Texas Sportfishing Piers	2,400	-	3,000	3,000
522020	4474023	Sr Transp Enrich Prgam	3,000	4,800	-	1,000
			<u>6,006,281</u>	<u>5,529,115</u>	<u>6,025,640</u>	<u>6,470,530</u>

45 - Fines and Forfeitures

123111	4511011	Defensive Driving Course	7,216	6,000	8,500	8,500
123201	4511011	Defensive Driving Course	9,133	8,500	7,700	8,500
123301	4511011	Defensive Driving Course	6,432	3,700	6,000	6,000
123401	4511011	Defensive Driving Course	6,170	9,000	6,200	6,400
129200	4511011	Defensive Driving Course	589	300	400	400
211101	4511011	Defensive Driving Course	124	50	375	500
123111	4511012	County Traffic Fine	1,781	1,500	3,600	3,600
123201	4511012	County Traffic Fine	2,828	2,800	3,500	3,500
123301	4511012	County Traffic Fine	1,520	800	1,400	1,400
123401	4511012	County Traffic Fine	1,208	2,100	1,300	1,300

Galveston County, Texas

Funds Received and Estimated to be Received in the Current Year and to be Received in the Ensuing Year

General Fund and Related Funds

Estimated Revenues for 09/30/2021 and 09/30/2022

Fund Cost Center	Account	Object Description	2020 Actual	2021 Budget as Approved	Estimated FYE 09/30/2021	2022 Budget as Estimated
129200	4511012	County Traffic Fine	199	425	200	425
211101	4511012	County Traffic Fine	13	50	100	50
293010	4511023	Violation Fine	-	-	1,000	1,000
123111	4512010	Justice Court Fines	198,027	190,000	280,000	290,000
123201	4512010	Justice Court Fines	158,612	150,000	130,000	135,000
123301	4512010	Justice Court Fines	160,900	110,000	175,000	180,000
123401	4512010	Justice Court Fines	125,652	140,000	123,000	140,000
114000	4514010	County Court Fines	260,851	335,000	180,000	190,000
126100	4514011	District Court Fines	33,438	25,000	45,000	50,000
114000	4521010	Bond Forfeitures	100,474	85,000	80,000	85,000
126100	4521010	Bond Forfeitures	207,325	160,000	65,000	80,000
			<u>1,282,492</u>	<u>1,230,225</u>	<u>1,118,275</u>	<u>1,191,575</u>
<i>48 - Other Revenue</i>						
000000	4801001	Miscellaneous Revenue	191,576	20,000	11,000	11,000
123111	4801021	Prg Rev-Misc Rev	-	-	30	30
123201	4801021	Prg Rev-Misc Rev	20	-	70	70
123301	4801021	Prg Rev-Misc Rev	16	-	40	40
123401	4801021	Prg Rev-Misc Rev	186	-	160	160
126100	4801021	Prg Rev-Misc Rev	1,129	-	5,300	5,300
000000	4801041	Sale of Assets	5,178	-	12,000	-
211101	4801050	Telephone Commissions	529,139	575,000	450,000	475,000
170100	4803302	Recycling	1,994	-	6,000	7,000
000000	4804010	State Bingo Tax	57,786	48,000	32,000	32,000
000000	4804100	Waste Management Fees	96,455	77,000	135,000	135,000
151300	4804310	Reimb-FEMA	27	-	20	20
000000	4805010	FTZ-BP(Amoco) Products	305,977	246,000	281,720	285,000
000000	4805012	FTZ-Valero	763,596	1,017,000	763,596	775,000
000000	4811010	Interest Revenue	446,823	225,000	350,000	350,000
151500	4811010	Interest Revenue	223,839	235,000	180,000	210,000
211101	4811012	Interest on Stipend Acct-Banks	499	-	2,000	2,000
000000	4811014	Texas Daily Interest Revenue	241,414	600,000	-	-
000000	4811016	Prosp Investment Interest Rev	127,618	120,000	71,000	120,000
000000	4811020	Program Interest Revenue	60	-	160	160
114000	4811310	Interest-Bail Bond Forfeiture	5,580	4,500	4,200	4,500
126100	4811310	Interest-Bail Bond Forfeiture	27,379	16,000	21,000	22,000
529212	4831003	Runge Comm Center	18,000	9,000	-	9,000
151400	4831004	Shearn Mdy Plz Rnt 5th Flr	377,271	373,300	325,000	100,000
170100	4831005	Bolivar Chamber of Commerce	1,200	1,200	1,200	1,200
170100	4831006	Annex-Public Health District	1,094,573	1,095,000	1,200,000	1,200,000
170100	4831007	Lease Mid County Annex-CAD	110,538	110,538	115,000	115,000
170100	4831008	Justice Cntr Lease Income	207,081	220,000	235,000	235,000
170100	4831009	Rental Income Galv Fire/EMS	58,237	62,400	65,000	62,400
170100	4831015	Lease North County Annex	30,936	31,000	29,734	7,220
170100	4831016	NOAA 646 Rent	33,047	33,047	33,047	33,047
170100	4831018	Lease GC Emery Comm Distr	13,101	24,000	18,000	24,000

Galveston County, Texas

Funds Received and Estimated to be Received in the Current Year and to be Received in the Ensuing Year

General Fund and Related Funds

Estimated Revenues for 09/30/2021 and 09/30/2022

Fund Cost Center	Account	Object Description	2020 Actual	2021 Budget as Approved	Estimated FYE 09/30/2021	2022 Budget as Estimated
000000	4832011	Oil & Gas Royalties	3,606	1,500	5,000	1,500
120900	4852017	Juror Donations	-	1,500	-	-
151800	4860102	Purchase Rebates	125,203	26,000	135,000	150,000
211186	4861030	Reimb from Inmate Commisary	67,347	50,000	160,000	160,000
211101	4861031	Reimb salary/benefits DEA	14,036	11,000	9,000	11,000
211121	4861031	Reimb salary/benefits DEA	8,907	6,000	14,000	14,000
211101	4861032	Reimb Salary/benefits FBI	7,350	7,300	7,300	7,300
211163	4861033	Reimb Sheriff Srvs ISD's	6,083,173	6,360,400	5,500,000	6,022,000
211101	4861034	Reimb for Drug Enf Analyst	51,319	51,000	53,000	55,000
211142	4861035	Reimb Sheriff O/T from TxDOT	253,748	301,300	145,000	165,000
255100	4861036	Reimb Adult Prob Admin Costs	12,976	13,450	14,000	14,000
211133	4861037	Reimb Salary/OT/Benefits	-	-	10,000	10,000
211101	4861302	Reimb Sal/Ben Glf Cst VInt Ofd	47,522	35,000	61,000	62,000
440100	4861304	Public Health Reimb-Indigents	120	200	50	200
211101	4861310	Reimb Sexual Assault Examinati	6,844	7,000	-	7,000
151554	4862017	Interlocal-Friendswood	5,000	5,000	5,000	5,000
172111	4862028	Interlocal-Santa Fe	46,843	50,900	-	-
211101	4863015	Reimb Advertising-Sheriff Sale	29,009	30,000	25,000	30,000
153000	4863021	Reimb Nuisance Abatement Exp	-	21,000	-	-
293010	4863021	Reimb Nuisance Abatement Exp	30,280	-	9,500	9,500
170100	4863023	Reimb for Utilities	1,832	1,000	1,600	1,600
172111	4863102	Reimbursement-Fuel Usage	-	-	105,000	120,000
127100	4864300	Reimb St Trns/Wtns Per Diem Ex	20,683	15,000	10,800	12,000
			<u>12,422,115</u>	<u>12,137,535</u>	<u>10,617,526</u>	<u>11,078,247</u>
<i>49 - Other Financing Sources</i>						
223800	4912255	TFm Constable Pct 4	-	-	498	-
000000	4912901	TFm ARP Lost Revenue	-	-	9,511,972	9,000,000
170100	4912967	TFm Harvey-E Bldgs & Equip	6,107	-	(1,624)	-
151900	4912967	TFm Harvey-E Bldgs & Equip	-	-	15,992	-
000000	4916130	TFm Self Insurance	-	-	39,860	-
000000	4921010	Sale of Capital Assets	181,226	-	75,000	-
			<u>575,087</u>	<u>-</u>	<u>9,641,698</u>	<u>9,000,000</u>
1101 - General Fund Total			<u><u>141,220,598</u></u>	<u><u>134,456,336</u></u>	<u><u>153,711,150</u></u>	<u><u>149,480,834</u></u>
1201 - Cnty Clk Records Archive Fund						
<i>44 - Fees and Charges for Services</i>						
114021	4412308	Records archive fee	848,170	575,000	850,000	900,000
			<u>848,170</u>	<u>575,000</u>	<u>850,000</u>	<u>900,000</u>
<i>48 - Other Revenue</i>						
000000	4811010	Interest Revenue	7,019	2,300	8,000	8,000
000000	4811014	Texas Daily Interest Revenue	3,965	7,200	-	-
000000	4811015	CD Interest Revenue	8,836	12,500	-	-
000000	4811016	Prosp Investment Interest Rev	2,092	2,300	1,500	2,300
			<u>21,912</u>	<u>24,300</u>	<u>9,500</u>	<u>10,300</u>

Galveston County, Texas

Funds Received and Estimated to be Received in the Current Year and to be Received in the Ensuing Year

General Fund and Related Funds

Estimated Revenues for 09/30/2021 and 09/30/2022

Fund Cost Center	Account	Object Description	2020 Actual	2021 Budget as Approved	Estimated FYE 09/30/2021	2022 Budget as Estimated
1201 - Cnty Clk Records Archive Fund Total			<u>870,082</u>	<u>599,300</u>	<u>859,500</u>	<u>910,300</u>
1202 - Juvenile Justice Fund						
<i>43 - Intergovernmental Revenues</i>						
256118	4300010	Other Agencies	-	-	6,000	6,000
256160	4302400	State Grant Revenue	<u>2,000</u>	<u>-</u>	<u>2,000</u>	<u>2,000</u>
			<u>2,000</u>	<u>-</u>	<u>8,000</u>	<u>8,000</u>
<i>44 - Fees and Charges for Services</i>						
256100	4417010	Juv Justice Prob Supervisory F	22,578	28,000	26,000	28,000
256130	4412021	Master's Fees	<u>7,480</u>	<u>10,000</u>	<u>7,000</u>	<u>10,000</u>
			<u>30,058</u>	<u>38,000</u>	<u>33,000</u>	<u>38,000</u>
<i>48 - Other Revenue</i>						
256118	4801001	Miscellaneous Revenue	-	-	400	-
000000	4811010	Interest Revenue	6,959	4,500	3,500	4,000
000000	4811014	Texas Daily Interest Revenue	6,703	13,100	-	-
000000	4811015	CD Interest Revenue	15,454	30,200	-	-
000000	4811016	Prosp Investment Interest Rev	2,454	3,300	900	3,300
000000	4811020	Program Interest Revenue	<u>114</u>	<u>-</u>	<u>40</u>	<u>-</u>
			<u>31,684</u>	<u>51,100</u>	<u>4,840</u>	<u>7,300</u>
<i>49 - Other Financing Sources</i>						
000000	4911101	TFm General Fund	<u>2,800,000</u>	<u>3,800,000</u>	<u>3,908,966</u>	<u>5,000,000</u>
			<u>2,805,177</u>	<u>3,800,000</u>	<u>3,908,966</u>	<u>5,000,000</u>
1202 - Juvenile Justice Fund Total			<u>2,868,919</u>	<u>3,889,100</u>	<u>3,954,806</u>	<u>5,053,300</u>
1203 - Indigent Health Care Fund						
<i>48 - Other Revenue</i>						
440110	4860108	Claim Overpayment-Insurance	229	1,000	65,000	65,000
000000	4811010	Interest Revenue	29,244	15,200	30,000	15,200
000000	4811014	Texas Daily Interest Revenue	20,406	4,500	-	-
000000	4811015	CD Interest Revenue	47,243	88,300	-	-
000000	4811016	Prosp Investment Interest Rev	9,345	10,100	6,500	10,100
000000	4811020	Program Interest Revenue	<u>20</u>	<u>-</u>	<u>15</u>	<u>-</u>
			<u>106,487</u>	<u>119,100</u>	<u>101,515</u>	<u>90,300</u>
<i>49 - Other Financing Sources</i>						
000000	4911101	TFm General Fund	<u>1,000,000</u>	<u>200,000</u>	<u>200,000</u>	<u>900,000</u>
			<u>1,000,000</u>	<u>200,000</u>	<u>200,000</u>	<u>900,000</u>
1203 - Indigent Health Care Fund Total			<u>1,106,487</u>	<u>319,100</u>	<u>301,515</u>	<u>990,300</u>
1204 - Beach Maintenance-Rd & Bridge						
<i>43 - Intergovernmental Revenues</i>						
544043	4302400	State Grant Revenue	18,770	-	-	-
544042	4302060	Reimb from State	<u>76,018</u>	<u>70,000</u>	<u>79,037</u>	<u>80,000</u>
			<u>94,788</u>	<u>70,000</u>	<u>79,037</u>	<u>80,000</u>

Galveston County, Texas

Funds Received and Estimated to be Received in the Current Year and to be Received in the Ensuing Year

General Fund and Related Funds

Estimated Revenues for 09/30/2021 and 09/30/2022

Fund Cost Center	Account	Object Description	2020 Actual	2021 Budget as Approved	Estimated FYE 09/30/2021	2022 Budget as Estimated
<i>48 - Other Revenue</i>						
000000	4811010	Interest Revenue	3,306	1,600	3,000	1,600
000000	4811014	Texas Daily Interest Revenue	2,360	4,500	-	-
000000	4811015	CD Interest Revenue	5,483	8,500	-	-
000000	4811016	Prosp Investment Interest Rev	1,076	1,200	600	1,200
			<u>12,225</u>	<u>15,800</u>	<u>3,600</u>	<u>2,800</u>
<i>49 - Other Financing Sources</i>						
000000	4921010	Sale of Capital Assets	5,925	-	-	-
000000	4911101	TFm General Fund	-	-	-	200,000
			<u>5,925</u>	<u>-</u>	<u>-</u>	<u>200,000</u>
1204 - Beach Maintenance-Rd & Bridge Total			<u>112,938</u>	<u>85,800</u>	<u>82,637</u>	<u>282,800</u>
1205 - Probate Judicial Education Fnd						
<i>44 - Fees and Charges for Services</i>						
122322	4412027	Probate Jud Ed Fee LGC118.064	5,262	4,600	6,400	6,400
			<u>5,262</u>	<u>4,600</u>	<u>6,400</u>	<u>6,400</u>
<i>48 - Other Revenue</i>						
000000	4811010	Interest Revenue	247	120	300	120
000000	4811014	Texas Daily Interest Revenue	151	300	-	-
000000	4811015	CD Interest Revenue	345	550	-	-
000000	4811016	Prosp Investment Interest Rev	76	80	60	80
			<u>819</u>	<u>1,050</u>	<u>360</u>	<u>200</u>
1205 - Probate Judicial Education Fnd Total			<u>6,081</u>	<u>5,650</u>	<u>6,760</u>	<u>6,600</u>
1206 - Child Welfare Fund						
<i>43 - Intergovernmental Revenues</i>						
443300	4303020	Supplemental IV E	21,939	23,300	15,000	17,000
			<u>21,939</u>	<u>23,300</u>	<u>15,000</u>	<u>17,000</u>
<i>48 - Other Revenue</i>						
443300	4852017	Juror Donations	1,480	3,000	5,500	5,500
000000	4811010	Interest Revenue	244	125	250	125
000000	4811014	Texas Daily Interest Revenue	182	400	-	-
000000	4811015	CD Interest Revenue	380	800	-	-
000000	4811016	Prosp Investment Interest Rev	69	75	50	75
			<u>2,355</u>	<u>4,400</u>	<u>5,800</u>	<u>5,700</u>
<i>49 - Other Financing Sources</i>						
000000	4911101	TFm General Fund	196,324	185,000	185,000	260,000
			<u>196,324</u>	<u>185,000</u>	<u>185,000</u>	<u>260,000</u>
1206 - Child Welfare Fund Total			<u>220,618</u>	<u>212,700</u>	<u>205,800</u>	<u>282,700</u>
1207 - Economic Development						
<i>48 - Other Revenue</i>						
000000	4811010	Interest Revenue	1,975	800	1,600	800

Galveston County, Texas

Funds Received and Estimated to be Received in the Current Year and to be Received in the Ensuing Year

General Fund and Related Funds

Estimated Revenues for 09/30/2021 and 09/30/2022

Fund Cost Center	Account	Object Description	2020 Actual	2021 Budget as Approved	Estimated FYE 09/30/2021	2022 Budget as Estimated
000000	4811014	Texas Daily Interest Revenue	1,541	3,000	-	-
000000	4811015	CD Interest Revenue	3,609	4,800	-	-
000000	4811016	Prosp Investment Interest Rev	663	750	350	750
			<u>7,788</u>	<u>9,350</u>	<u>1,950</u>	<u>1,550</u>
<i>49 - Other Financing Sources</i>						
000000	4911101	TFm General Fund	19,222	100,000	107,835	110,000
			<u>19,222</u>	<u>100,000</u>	<u>107,835</u>	<u>110,000</u>
1207 - Economic Development Total			<u>42,838</u>	<u>109,350</u>	<u>109,785</u>	<u>111,550</u>
1208 - Speciality Court Program						
<i>44 - Fees and Charges for Services</i>						
120900	4412026	Vetrns Crt Prgm Fee GC124.005	12,450	10,000	16,000	16,000
255126	4411056	Drug Crt Pgm CCP102.0178(e)	20,916	27,000	21,000	27,000
			<u>33,366</u>	<u>37,000</u>	<u>37,000</u>	<u>43,000</u>
<i>48 - Other Revenue</i>						
000000	4811010	Interest Revenue	2,247	900	2,700	900
000000	4811014	Texas Daily Interest Revenue	755	1,000	-	-
000000	4811015	CD Interest Revenue	717	1,200	-	-
000000	4811016	Prosp Investment Interest Rev	555	300	500	300
120900	4852017	Juror Donations	1,946	2,000	4,300	4,500
			<u>6,220</u>	<u>5,400</u>	<u>7,500</u>	<u>5,700</u>
<i>49 - Other Financing Sources</i>						
000000	4911101	TFm General Fund	-	-	24,058	-
120800	4911101	TFm General Fund	571,688	400,000	400,000	400,000
			<u>605,088</u>	<u>400,000</u>	<u>424,058</u>	<u>400,000</u>
1208 - Drug Court Program Total			<u>644,674</u>	<u>442,400</u>	<u>468,558</u>	<u>448,700</u>
1209 - GOMESA Coastal Consvrn Fund						
<i>43 - Intergovernmental Revenues</i>						
610100	4303114	GOMESA Revenue Sharing	1,662,926	1,200,000	1,400,000	1,400,000
			<u>1,662,926</u>	<u>1,200,000</u>	<u>1,400,000</u>	<u>1,400,000</u>
<i>48 - Other Revenue</i>						
000000	4811010	Interest Revenue	12,834	3,200	18,000	3,200
000000	4811014	Texas Daily Interest Revenue	5,633	9,000	-	-
000000	4811015	CD Interest Revenue	11,170	18,000	-	-
000000	4811016	Prosp Investment Interest Rev	3,452	1,800	3,600	1,800
			<u>33,089</u>	<u>32,000</u>	<u>21,600</u>	<u>5,000</u>
1209 - GOMESA Coastal Consvrn Fund Total			<u>1,696,015</u>	<u>1,232,000</u>	<u>1,421,600</u>	<u>1,405,000</u>
1210 - CCP Chapter 18 Forfeitures Total						
<i>45 - Fines and Forfeitures</i>						
211124	4521503	Contraband Funds Forfeited	3,188	-	-	-

Galveston County, Texas

Funds Received and Estimated to be Received in the Current Year and to be Received in the Ensuing Year

General Fund and Related Funds

Estimated Revenues for 09/30/2021 and 09/30/2022

Fund Cost Center	Account	Object Description	2020 Actual	2021 Budget as Approved	Estimated FYE 09/30/2021	2022 Budget as Estimated
			3,188	-	-	-
<i>48 - Other Revenue</i>						
000000	4811010	Interest Revenue	356	-	1,000	1,000
000000	4811016	CD Interest Revenue	70	-	210	-
			426	-	1,210	1,000
<i>49 - Other Financing Sources</i>						
000000	4912242	TFm Sheriff Forfeitures	206,995	-	-	-
			206,995	-	-	-
1210 - CCP Chapter 18 Forfeitures Total			210,609	-	1,210	1,000
1211 - Truancy Prevention & Diversion						
<i>44 - Fees and Charges for Services</i>						
256100	4415000	Truancy Crt Fee LGC134.03b2	12,427	2,100	28,000	30,000
			12,427	2,100	28,000	30,000
<i>48 - Other Revenue</i>						
000000	4811010	Interest Revenue	17	-	100	100
000000	4811016	CD Interest Revenue	3	-	18	-
			22	-	118	100
1211 - Truancy Prevention & Diversion			12,449	2,100	28,118	30,100
1212 - County Jury Fund						
<i>43 - Intergovernmental Revenues</i>						
126100	4302025	Rmb frm State for Juror pymts	-	-	55,000	90,000
			-	-	55,000	90,000
<i>44 - Fees and Charges for Services</i>						
123111	4412100	Jury Fee	55	20	250	20
123201	4412100	Jury Fee	72	30	260	30
114000	4412100	Jury Fee	247	200	4,500	200
123301	4412100	Jury Fee	92	20	400	20
123401	4412100	Jury Fee	30	15	300	15
126100	4412100	Jury Fee	96	60	37,600	50,000
			592	345	43,060	50,285
<i>48 - Other Revenue</i>						
126100	4801030	Proceeds Estray Sales	-	-	184	-
000000	4811010	Interest Revenue	1	-	3	10
000000	4811016	Prosp Investment Interest Rev	-	-	2	2
			1	-	189	12
<i>49 - Other Financing Sources</i>						
000000	4911101	TFm General Fund	-	-	-	350,000
			-	-	-	350,000
1212 - County Jury Fund			593	345	98,499	490,297

Galveston County, Texas

Funds Received and Estimated to be Received in the Current Year and to be Received in the Ensuing Year

General Fund and Related Funds

Estimated Revenues for 09/30/2021 and 09/30/2022

Fund Cost Center	Account	Object Description	2020 Actual	2021 Budget as Approved	Estimated FYE 09/30/2021	2022 Budget as Estimated
Total Revenues - General & Related Funds			149,012,901	141,354,181	161,249,938	159,493,481
<u>41 - Ad Valorem Taxes</u>						
	1101 - General Fund		116,818,720	110,889,146	124,783,037	118,271,882
<u>41 - Tax Reinvestment Zones</u>						
	1101 - General Fund		(1,877,731)	(1,284,800)	(1,459,261)	(1,704,400)
			<u>114,940,989</u>	<u>109,604,346</u>	<u>123,323,776</u>	<u>116,567,482</u>
<u>42 - Licenses and Permits</u>						
	1101 - General Fund		236,352	191,800	180,400	194,800
			<u>236,352</u>	<u>191,800</u>	<u>180,400</u>	<u>194,800</u>
<u>43 - Intergovernmental Revenues</u>						
	1101 - General Fund		5,757,282	5,763,315	2,803,835	4,978,200
	1202 - Juvenile Justice Fund		2,000	-	8,000	8,000
	1204 - Beach Maintenance-Rd & Bridge		94,788	70,000	79,037	80,000
	1206 - Child Welfare Fund		21,939	23,300	15,000	17,000
	1209 - GOMESA Coastal Consvrn Fund		1,662,926	1,200,000	1,400,000	1,400,000
	1212 - County Jury Fund		-	-	55,000	90,000
			<u>7,554,763</u>	<u>7,056,615</u>	<u>4,360,872</u>	<u>6,573,200</u>
<u>44 - Fees and Charges for Services</u>						
	1101 - General Fund		6,006,281	5,529,115	6,025,640	6,470,530
	1201 - Cnty Clk Records Archive Fund		848,170	575,000	850,000	900,000
	1202 - Juvenile Justice Fund		30,058	38,000	33,000	38,000
	1205 - Probate Judicial Education Fnd		5,262	4,600	6,400	6,400
	1208 - Drug Court Program		33,366	37,000	37,000	43,000
	1211 - Truancy Prevention & Diversion		12,427	2,100	-	30,000
	1212 - County Jury Fund		592	345	-	50,285
			<u>6,936,156</u>	<u>6,186,160</u>	<u>6,952,040</u>	<u>7,538,215</u>
<u>45 - Fines and Forfeitures</u>						
	1101 - General Fund		1,282,492	1,230,225	1,118,275	1,191,575
	1210 - CCP Chapter 18 Forfeitures		3,188	-	-	-
			<u>1,285,680</u>	<u>1,230,225</u>	<u>1,118,275</u>	<u>1,191,575</u>
<u>48 - Other Revenue</u>						
	1101 - General Fund		12,422,115	12,137,535	10,617,526	11,078,247
	1201 - Cnty Clk Records Archive Fund		21,912	24,300	9,500	10,300
	1202 - Juvenile Justice Fund		31,684	51,100	4,840	7,300
	1203 - Indigent Health Care Fund		106,487	119,100	101,515	90,300
	1204 - Beach Maintenance-Rd & Bridge		12,225	15,800	3,600	2,800
	1205 - Probate Judicial Education Fnd		819	1,050	360	200
	1206 - Child Welfare Fund		2,355	4,400	5,800	5,700
	1207 - Economic Development		7,788	9,350	1,950	1,550
	1208 - Drug Court Program		6,220	5,400	7,500	5,700
	1209 - GOMESA Coastal Consvrn Fund		33,089	32,000	21,600	5,000
	1210 - CCP Chapter 18 Forfeitures		426	-	1,210	1,000
	1211 - Truancy Prevention & Diversion		22	-	-	100

Galveston County, Texas

Funds Received and Estimated to be Received in the Current Year and to be Received in the Ensuing Year

General Fund and Related Funds

Estimated Revenues for 09/30/2021 and 09/30/2022

Fund Cost Center	Account	Object Description	2020 Actual	2021 Budget as Approved	Estimated FYE 09/30/2021	2022 Budget as Estimated
1212 - County Jury Fund			1	-	-	12
			<u>12,645,143</u>	<u>12,400,035</u>	<u>10,775,401</u>	<u>11,208,209</u>
<u>49 - Other Financing Sources</u>						
1101 - General Fund			575,087	-	9,641,698	9,000,000
1202 - Juvenile Justice Fund			2,805,177	3,800,000	3,908,966	5,000,000
1203 - Indigent Health Care Fund			1,000,000	200,000	200,000	900,000
1204 - Beach Maintenance-Rd & Bridge			5,925	-	-	200,000
1206 - Child Welfare Fund			196,324	185,000	185,000	260,000
1207 - Economic Development			19,222	100,000	107,835	110,000
1208 - Drug Court Program			605,088	400,000	424,058	400,000
1209 - GOMESA Coastal Consvrn Fund			-	-	-	-
1210 - CCP Chapter 18 Forfeitures			206,995	-	-	-
1212 - Jury Fund			-	-	-	350,000
			<u>5,413,818</u>	<u>4,685,000</u>	<u>14,467,557</u>	<u>16,220,000</u>
<u>Total All Funds</u>						
1101 - General Fund			141,220,598	134,456,336	153,711,150	149,480,834
1201 - Cnty Clk Records Archive Fund			870,082	599,300	859,500	910,300
1202 - Juvenile Justice Fund			2,868,919	3,889,100	3,954,806	5,053,300
1203 - Indigent Health Care Fund			1,106,487	319,100	301,515	990,300
1204 - Beach Maintenance-Rd & Bridge			112,938	85,800	82,637	282,800
1205 - Probate Judicial Education Fnd			6,081	5,650	6,760	6,600
1206 - Child Welfare Fund			220,618	212,700	205,800	282,700
1207 - Economic Development			42,838	109,350	109,785	111,550
1208 - Drug Court Program			644,674	442,400	468,558	448,700
1209 - GOMESA Coastal Consvrn Fund			1,696,015	1,232,000	1,421,600	1,405,000
1210 - CCP Chapter 18 Forfeitures			210,609	-	1,210	1,000
1211 - Truancy Prevention & Diversion			12,449	2,100	28,118	30,100
1212 - County Jury Fund			593	345	98,499	490,297
			<u>149,012,901</u>	<u>141,354,181</u>	<u>161,249,938</u>	<u>159,493,481</u>

Galveston County, Texas

Funds Received and Estimated to be Received in the Current Year and to be Received in the Ensuing Year

Special Revenue Funds

Estimated Revenues for 09/30/2021 and 09/30/2022

Fund Cost Center	Account	Object Description	2020 Actual	2021 Budget as Approved	Estimated FYE 09/30/2021	2022 Budget as Estimated
2101 - Cnty Records Mgt & Preservation						
<i>44 - Fees and Charges for Services</i>						
116020	4413501	RMPF District Crts CCP102.005	36,981	37,000	37,500	37,500
116020	4414100	RMPF County Courts CCP 102.00	44,244	49,000	40,000	40,000
			<u>81,225</u>	<u>86,000</u>	<u>77,500</u>	<u>77,500</u>
<i>48 - Other Revenue</i>						
000000	4811010	Interest Revenue	2,309	2,000	2,800	2,800
000000	4811014	Texas Daily Interest Revenue	1,432	2,200	-	-
000000	4811015	CD Interest Revenue	3,268	-	-	-
000000	4811016	Prosp Investment Interest Rev	716	750	600	600
			<u>7,725</u>	<u>4,950</u>	<u>3,400</u>	<u>3,400</u>
2101 - Cnty Records Mgt & Preservation Total			<u>88,950</u>	<u>90,950</u>	<u>80,900</u>	<u>80,900</u>
2102 - Co Clerk Rec Mgt & Pres Fund						
<i>44 - Fees and Charges for Services</i>						
114020	4412307	Records Mgmt & Preservatn Fee	861,303	700,000	795,000	773,000
114020	4412330	Crt Records Pres Fee GC51.708	22,857	25,000	13,000	13,000
114020	4414020	Fee for Vital Statistics RMP	3,129	2,600	3,600	3,600
			<u>887,289</u>	<u>727,600</u>	<u>811,600</u>	<u>789,600</u>
<i>48 - Other Revenue</i>						
000000	4811010	Interest Revenue	14,881	13,000	15,000	19,000
000000	4811014	Texas Daily Interest Revenue	9,141	12,000	-	-
000000	4811015	CD Interest Revenue	20,668	-	-	-
000000	4811016	Prosp Investment Interest Rev	4,556	3,900	3,400	3,800
			<u>49,246</u>	<u>28,900</u>	<u>18,400</u>	<u>22,800</u>
2102 - Co Clerk Rec Mgt & Pres Fund Total			<u>937,740</u>	<u>756,500</u>	<u>830,000</u>	<u>812,400</u>
2105 - Dist Clrk Chld Support IV-D						
<i>43 - Intergovernmental Revenues</i>						
126100	4302030	IV-D C.S. Reimb from OAG	1,721	2,200	400	400
			<u>1,721</u>	<u>2,200</u>	<u>400</u>	<u>400</u>
<i>48 - Other Revenue</i>						
000000	4811010	Interest Revenue	234	250	300	300
000000	4811014	Texas Daily Interest Revenue	145	180	-	-
000000	4811015	CD Interest Revenue	331	-	-	-
000000	4811016	Prosp Investment Interest Rev	72	80	60	60
			<u>782</u>	<u>510</u>	<u>360</u>	<u>360</u>
<i>49 - Other Financing Sources</i>						
000000	4911101	TFm General Fund	1,290	-	141	-
			<u>1,290</u>	<u>-</u>	<u>141</u>	<u>-</u>
2105 - Dist Clrk Chld Support IV-D Total			<u>3,793</u>	<u>2,710</u>	<u>901</u>	<u>760</u>

Galveston County, Texas

Funds Received and Estimated to be Received in the Current Year and to be Received in the Ensuing Year

Special Revenue Funds

Estimated Revenues for 09/30/2021 and 09/30/2022

Fund Cost Center	Account	Object Description	2020 Actual	2021 Budget as Approved	Estimated FYE 09/30/2021	2022 Budget as Estimated
2106 - Distr Clerk Records Mgmt Fund						
<i>44 - Fees and Charges for Services</i>						
126111	4412330	Crt Records Pres Fee GC51.708	31,284	32,000	30,000	33,000
126111	4413550	Distr Clerk Records Mgmt Fee	24,836	26,000	24,000	25,000
			<u>56,120</u>	<u>58,000</u>	<u>54,000</u>	<u>58,000</u>
<i>48 - Other Revenue</i>						
000000	4811010	Interest Revenue	1,241	1,200	1,200	1,300
000000	4811014	Texas Daily Interest Revenue	762	900	-	-
000000	4811015	CD Interest Revenue	1,725	-	-	-
000000	4811016	Prosp Investment Interest Rev	384	400	300	300
			<u>4,112</u>	<u>2,500</u>	<u>1,500</u>	<u>1,600</u>
2106 - Distr Clerk Records Mgmt Fund Total			<u>60,232</u>	<u>60,500</u>	<u>55,500</u>	<u>59,600</u>
2113 - County and District Court Tech						
<i>44 - Fees and Charges for Services</i>						
114000	4411005	Crt Tech Csts-CCP102.0169	4,222	4,300	4,000	4,000
126100	4411005	Crt Tech Csts-CCP102.0169	2,242	2,500	2,200	2,200
			<u>6,464</u>	<u>6,800</u>	<u>6,200</u>	<u>6,200</u>
<i>48 - Other Revenue</i>						
000000	4811010	Interest Revenue	376	400	460	460
000000	4811014	Texas Daily Interest Revenue	231	260	-	-
000000	4811015	CD Interest Revenue	526	-	-	-
000000	4811016	Prosp Investment Interest Rev	116	120	100	100
			<u>1,249</u>	<u>780</u>	<u>560</u>	<u>560</u>
2113 - County and District Court Tech Total			<u>7,713</u>	<u>7,580</u>	<u>6,760</u>	<u>6,760</u>
2121 - Donations To Galveston County						
<i>48 - Other Revenue</i>						
000000	4811010	Interest Revenue	110	110	100	100
000000	4811014	Texas Daily Interest Revenue	75	90	-	-
000000	4811015	CD Interest Revenue	173	-	-	-
000000	4811016	Prosp Investment Interest Rev	35	40	25	25
			<u>393</u>	<u>240</u>	<u>125</u>	<u>125</u>
2121 - Donations To Galveston County Total			<u>393</u>	<u>240</u>	<u>125</u>	<u>125</u>
2205 - Courthouse Security Fund						
<i>44 - Fees and Charges for Services</i>						
295100	4401018	I.D. Card Fees	1,387	1,700	1,500	1,500
295100	4411021	Security Fees	25	50	-	-
295100	4413551	DC Filing Fee/LGC291.008D	23,810	25,000	25,500	25,500
295100	4414551	Co Clrk Filing Fee/LGC291.008D	102,917	90,000	90,000	90,000

Galveston County, Texas

Funds Received and Estimated to be Received in the Current Year and to be Received in the Ensuing Year

Special Revenue Funds

Estimated Revenues for 09/30/2021 and 09/30/2022

Fund Cost Center	Account	Object Description	2020 Actual	2021 Budget as Approved	Estimated FYE 09/30/2021	2022 Budget as Estimated
295100	4414552	Co Clrk Sec Fee/CC/MISD/CCP10:	5,270	5,000	8,000	8,000
295100	4415060	Courthouse Sec Jst Crt Sec Fee	20,180	17,500	24,000	24,000
			<u>153,589</u>	<u>139,250</u>	<u>149,000</u>	<u>149,000</u>
<i>48 - Other Revenue</i>						
000000	4811010	Interest Revenue	147	125	225	225
000000	4811014	Texas Daily Interest Revenue	116	130	-	-
000000	4811015	CD Interest Revenue	246	-	-	-
000000	4811016	Prosp Investment Interest Rev	42	40	50	50
			<u>551</u>	<u>295</u>	<u>275</u>	<u>275</u>
<i>49 - Other Financing Sources</i>						
000000	4911101	TFm General Fund	106,282	130,000	130,000	130,000
			<u>106,282</u>	<u>130,000</u>	<u>130,000</u>	<u>130,000</u>
2205 - Courthouse Security Fund Total			<u>260,422</u>	<u>269,545</u>	<u>279,275</u>	<u>279,275</u>
2206 - Justice Court Bldg Security						
<i>44 - Fees and Charges for Services</i>						
295100	4415060	Courthouse Sec Jst Crt Sec Fee	5,275	4,300	7,300	7,300
			<u>5,275</u>	<u>4,300</u>	<u>7,300</u>	<u>7,300</u>
<i>48 - Other Revenue</i>						
000000	4811010	Interest Revenue	289	300	400	400
000000	4811014	Texas Daily Interest Revenue	178	195	-	-
000000	4811015	CD Interest Revenue	406	-	-	-
000000	4811016	Prosp Investment Interest Rev	89	100	75	75
			<u>962</u>	<u>595</u>	<u>475</u>	<u>475</u>
2206 - Justice Court Bldg Security Total			<u>6,237</u>	<u>4,895</u>	<u>7,775</u>	<u>7,775</u>
2207 - Appellate Judicial Fund						
<i>45 - Fines and Forfeitures</i>						
125400	4514010	County Court Fines	17,225	19,000	13,500	13,500
125400	4514011	District Court Fines	17,440	17,500	18,000	18,000
			<u>34,665</u>	<u>36,500</u>	<u>31,500</u>	<u>31,500</u>
<i>48 - Other Revenue</i>						
000000	4811010	Interest Revenue	865	850	1,100	1,100
000000	4811014	Texas Daily Interest Revenue	510	600	-	-
000000	4811015	CD Interest Revenue	1,155	-	-	-
000000	4811016	Prosp Investment Interest Rev	264	275	225	225
			<u>2,794</u>	<u>1,725</u>	<u>1,325</u>	<u>1,325</u>
2207 - Appellate Judicial Fund Total			<u>37,459</u>	<u>38,225</u>	<u>32,825</u>	<u>32,825</u>

Galveston County, Texas

Funds Received and Estimated to be Received in the Current Year and to be Received in the Ensuing Year

Special Revenue Funds

Estimated Revenues for 09/30/2021 and 09/30/2022

Fund Cost Center	Account	Object Description	2020 Actual	2021 Budget as Approved	Estimated FYE 09/30/2021	2022 Budget as Estimated
2211 - Law Library						
<i>44 - Fees and Charges for Services</i>						
129100	4412302	Law Library Fee	921	900	525	525
129100	4413011	Law Library Fees - District Clrk	121,898	122,000	123,000	123,000
129100	4414011	Law Library Fees - County Clrk	90,525	112,000	60,000	60,000
			<u>213,344</u>	<u>234,900</u>	<u>183,525</u>	<u>183,525</u>
<i>48 - Other Revenue</i>						
000000	4811010	Interest Revenue	1,109	1,000	1,350	1,350
000000	4811014	Texas Daily Interest Revenue	697	750	-	-
000000	4811015	CD Interest Revenue	1,585	-	-	-
000000	4811016	Prosp Investment Interest Rev	350	350	250	250
			<u>3,741</u>	<u>2,100</u>	<u>1,600</u>	<u>1,600</u>
2211 - Law Library Total			<u>217,085</u>	<u>237,000</u>	<u>185,125</u>	<u>185,125</u>
2212 - Alternative Dispute Resolution						
<i>44 - Fees and Charges for Services</i>						
125300	4401020	Program fees	650	550	550	550
125300	4413588	Med Srv Dst Clrk CPR Sec152004	52,237	54,000	53,000	53,000
125300	4414550	Med Srv Fee/Co Clrk/CPR Sec152	48,863	49,000	38,000	38,000
125300	4415071	Justice Crt #1 Mediation Fee	4,150	3,700	6,100	6,100
125300	4415072	Justice Crt #2 Mediation Fee	3,970	3,800	6,600	6,600
125300	4415073	Justice Crt #3 Mediation Fee	1,350	1,300	3,700	3,700
125300	4415074	Justice Crt #4 Mediation Fee	5,090	3,800	5,300	5,300
			<u>116,310</u>	<u>116,150</u>	<u>113,250</u>	<u>113,250</u>
<i>48 - Other Revenue</i>						
000000	4811010	Interest Revenue	4,157	4,100	4,500	4,500
000000	4811014	Texas Daily Interest Revenue	2,670	2,900	-	-
000000	4811015	CD Interest Revenue	6,095	-	-	-
000000	4811016	Prosp Investment Interest Rev	1,305	1,400	900	900
			<u>14,227</u>	<u>8,400</u>	<u>5,400</u>	<u>5,400</u>
2212 - Alternative Dispute Resolution Total			<u>130,537</u>	<u>124,550</u>	<u>118,650</u>	<u>118,650</u>
2215 - Justice Court Technology Fund						
<i>44 - Fees and Charges for Services</i>						
123111	4415117	Jst Crt Tech Csts-CCP102.0173	5,983	6,000	9,200	9,200
123201	4415117	Jst Crt Tech Csts-CCP102.0173	7,182	7,000	7,500	7,500
123301	4415117	Jst Crt Tech Csts-CCP102.0173	5,792	3,600	6,000	6,000
123401	4415117	Jst Crt Tech Csts-CCP102.0173	4,116	3,700	4,200	4,200
			<u>23,293</u>	<u>20,300</u>	<u>26,900</u>	<u>26,900</u>
<i>48 - Other Revenue</i>						
000000	4811010	Interest Revenue	1,075	1,100	1,400	1,400
000000	4811014	Texas Daily Interest Revenue	659	700	-	-

Galveston County, Texas

Funds Received and Estimated to be Received in the Current Year and to be Received in the Ensuing Year

Special Revenue Funds

Estimated Revenues for 09/30/2021 and 09/30/2022

Fund Cost Center	Account	Object Description	2020 Actual	2021 Budget as Approved	Estimated FYE 09/30/2021	2022 Budget as Estimated
000000	4811015	CD Interest Revenue	1,501	-	-	-
000000	4811016	Prosp Investment Interest Rev	332	350	270	270
			<u>3,567</u>	<u>2,150</u>	<u>1,670</u>	<u>1,670</u>
2215 - Justice Court Technology Fund Total			<u>26,860</u>	<u>22,450</u>	<u>28,570</u>	<u>28,570</u>
2217 - Suppl Crt-Initiatd Guardianshp						
<i>44 - Fees and Charges for Services</i>						
122321	4412110	Suppl Court Guardianship Fee	21,969	22,000	25,500	25,500
			<u>21,969</u>	<u>22,000</u>	<u>25,500</u>	<u>25,500</u>
<i>48 - Other Revenue</i>						
000000	4811010	Interest Revenue	614	600	750	750
000000	4811014	Texas Daily Interest Revenue	371	425	-	-
000000	4811015	CD Interest Revenue	845	-	-	-
000000	4811016	Prosp Investment Interest Rev	189	200	150	150
			<u>2,019</u>	<u>1,225</u>	<u>900</u>	<u>900</u>
2217 - Suppl Crt-Initiatd Guardianshp Total			<u>23,988</u>	<u>23,225</u>	<u>26,400</u>	<u>26,400</u>
2218 - Pretrial Intervention Program						
<i>44 - Fees and Charges for Services</i>						
127100	4401050	Participant Expense Contributi	38,660	45,000	150	150
			<u>38,660</u>	<u>45,000</u>	<u>150</u>	<u>150</u>
<i>48 - Other Revenue</i>						
000000	4811010	Interest Revenue	929	850	1,100	1,100
000000	4811014	Texas Daily Interest Revenue	535	650	-	-
000000	4811015	CD Interest Revenue	1,220	-	-	-
000000	4811016	Prosp Investment Interest Rev	284	290	225	225
			<u>2,968</u>	<u>1,790</u>	<u>1,325</u>	<u>1,325</u>
2218 - Pretrial Intervention Program Total			<u>41,628</u>	<u>46,790</u>	<u>1,475</u>	<u>1,475</u>
2219 - Court Reporter Services						
<i>44 - Fees and Charges for Services</i>						
114000	4411015	Court Reporter Service-CC	50,889	52,000	42,000	42,000
126100	4411016	Court Reporter Service-DC	52,237	54,000	55,000	55,000
			<u>103,126</u>	<u>106,000</u>	<u>97,000</u>	<u>97,000</u>
<i>48 - Other Revenue</i>						
000000	4811010	Interest Revenue	2,037	1,800	2,700	2,700
000000	4811014	Texas Daily Interest Revenue	1,186	1,350	-	-
000000	4811015	CD Interest Revenue	2,681	-	-	-
000000	4811016	Prosp Investment Interest Rev	620	625	560	560
			<u>6,524</u>	<u>3,775</u>	<u>3,260</u>	<u>3,260</u>
2219 - Court Reporter Services Total			<u>109,650</u>	<u>109,775</u>	<u>100,260</u>	<u>100,260</u>

Galveston County, Texas

Funds Received and Estimated to be Received in the Current Year and to be Received in the Ensuing Year

Special Revenue Funds

Estimated Revenues for 09/30/2021 and 09/30/2022

Fund Cost Center	Account	Object Description	2020 Actual	2021 Budget as Approved	Estimated FYE 09/30/2021	2022 Budget as Estimated
2260 - Emergency Management Fund						
<i>48 - Other Revenue</i>						
000000	4811010	Interest Revenue	3,408	2,500	4,200	4,200
000000	4811014	Texas Daily Interest Revenue	2,153	2,400	-	-
000000	4811015	CD Interest Revenue	4,929	-	-	-
000000	4811016	Prosp Investment Interest Rev	1,063	1,000	900	900
			<u>11,793</u>	<u>5,900</u>	<u>5,100</u>	<u>5,100</u>
2260 - Emergency Management Fund Total			<u>11,793</u>	<u>5,900</u>	<u>5,100</u>	<u>5,100</u>
2301 - Road & Bridge Fund						
<i>41 - Taxes</i>						
000000	4111010	Ad Valorem Taxes Current	4,479,330	2,611,476	2,905,448	3,428,589
000000	4111020	Ad Valorem Taxes Delinquent	48,057	28,000	45,941	45,000
000000	4112021	Excess Proceeds From Tax Sales	1,703	1,200	1,200	1,200
000000	4191010	Interest and Penalties-Current	15,001	18,000	13,000	13,000
000000	4191011	Interest and Penalties-Delinq	11,144	9,000	16,000	16,000
			<u>4,555,235</u>	<u>2,667,676</u>	<u>2,981,589</u>	<u>3,503,789</u>
<i>42 - Licenses and Permits</i>						
151519	4222010	Mtr Veh Lic Fee TN502.401	2,772,096	2,500,000	2,500,000	2,900,000
			<u>2,772,096</u>	<u>2,500,000</u>	<u>2,500,000</u>	<u>2,900,000</u>
<i>43 - Intergovernmental Revenues</i>						
312120	4301030	Interlocal Agreement-Cities	38,150	38,000	-	-
312120	4302004	Intermodal Container Permit	98,891	40,000	59,721	59,721
151500	4353010	RTS Retainage	301,810	302,000	303,351	303,351
312110	4353011	Tx Dp Trnsp Grs Wt/Axl Wt Fee	46,812	67,000	59,000	59,000
			<u>485,663</u>	<u>447,000</u>	<u>422,072</u>	<u>422,072</u>
<i>48 - Other Revenue</i>						
312120	4801001	Miscellaneous Revenue	-	-	270	-
312120	4803302	Recycling	1,422	1,000	7,000	7,000
000000	4811010	Interest Revenue	13,575	11,000	16,000	16,000
000000	4811014	Texas Daily Interest Revenue	5,338	6,000	-	-
000000	4811015	CD Interest Revenue	7,560	-	-	-
000000	4811016	Prosp Investment Interest Rev	3,497	3,000	3,000	3,000
			<u>39,727</u>	<u>21,000</u>	<u>26,270</u>	<u>26,000</u>
<i>49 - Other Financing Sources</i>						
000000	4911101	TFm General Fund	343,536	-	38,705	-
000000	4921010	Sale of Capital Assets	81,109	-	42,976	-
			<u>424,645</u>	<u>-</u>	<u>81,681</u>	<u>-</u>
2301 - Road & Bridge Fund Total			<u>8,277,366</u>	<u>5,635,676</u>	<u>6,011,612</u>	<u>6,851,861</u>

Galveston County, Texas

Funds Received and Estimated to be Received in the Current Year and to be Received in the Ensuing Year

Special Revenue Funds

Estimated Revenues for 09/30/2021 and 09/30/2022

Fund Cost Center	Account	Object Description	2020 Actual	2021 Budget as Approved	Estimated FYE 09/30/2021	2022 Budget as Estimated
2303 - Farm to Market Lateral Road						
<i>41 - Taxes</i>						
000000	4111020	Ad Valorem Taxes Delinquent	28	25	300	300
000000	4191011	Interest and Penalties-Delinq	66	60	200	200
			94	85	500	500
<i>43 - Intergovernmental Revenues</i>						
314300	4302010	State Reimb For Spec Lat Rd Wk	25,031	25,031	26,000	25,000
			25,031	25,031	26,000	25,000
<i>48 - Other Revenue</i>						
000000	4811010	Interest Revenue	6,024	4,600	7,200	7,200
000000	4811014	Texas Daily Interest Revenue	3,787	4,000	-	-
000000	4811015	CD Interest Revenue	8,643	-	-	-
000000	4811016	Prosp Investment Interest Rev	1,877	2,000	1,500	1,500
314300	4831011	Lease of Seawall ROW B.Davis	3,247	3,247	3,247	3,247
314300	4831017	Lse of ROW Pier Properties,Inc	1,269	1,269	1,269	1,269
314300	4831019	Lease of 500 Seawall & LTD	32,400	32,400	32,400	32,400
314300	4831026	ROW Leases	5,949	6,000	5,950	5,950
314300	4831027	Encroachment and Abandonmen	45,175	44,425	15,000	15,000
			108,371	97,941	66,566	66,566
2303 - Farm to Market Lateral Road Total			133,496	123,057	93,066	92,066
2341 - Galv Cty Road District #1						
<i>44 - Fees and Charges for Services</i>						
313100	4481010	Revenue from Tolls	508,098	500,000	490,000	490,000
			508,098	500,000	490,000	490,000
<i>48 - Other Revenue</i>						
000000	4811010	Interest Revenue	10,548	6,500	14,000	14,000
000000	4811014	Texas Daily Interest Revenue	6,436	6,900	-	-
000000	4811015	CD Interest Revenue	14,682	-	-	-
000000	4811016	Prosp Investment Interest Rev	3,255	3,300	2,800	2,800
			34,921	16,700	16,800	16,800
2341 - Galv Cty Road District #1 Total			543,019	516,700	506,800	506,800
2370 - Flood Control Fund						
<i>41 - Taxes</i>						
000000	4111010	Ad Valorem Taxes Current	3,500,038	3,427,955	3,536,040	3,432,255
000000	4111020	Ad Valorem Taxes Delinquent	30,553	14,000	29,126	28,000
000000	4112021	Excess Proceeds From Tax Sales	794	600	900	900
000000	4113016	Reinv Zone Galveston #13	(6,020)	(5,300)	(5,200)	(5,200)
000000	4113024	Reinv Zone League City #3	(4,723)	(4,700)	-	-

Galveston County, Texas

Funds Received and Estimated to be Received in the Current Year and to be Received in the Ensuing Year

Special Revenue Funds

Estimated Revenues for 09/30/2021 and 09/30/2022

Fund Cost Center	Account	Object Description	2020 Actual	2021 Budget as Approved	Estimated FYE 09/30/2021	2022 Budget as Estimated
000000	4113025	Reinv Zone League City #4	(4,513)	(4,200)	(5,000)	(5,000)
000000	4113030	Reinv Zone Hitchcock #1	(5,841)	(5,600)	-	-
000000	4113035	Reinv Zone Texas City #1	(22,408)	(20,000)	(24,000)	(24,000)
000000	4191010	Interest and Penalties-Current	13,787	12,000	16,000	15,000
000000	4191011	Interest and Penalties-Delinq	7,455	5,000	13,000	13,000
			<u>3,509,122</u>	<u>3,419,755</u>	<u>3,560,866</u>	<u>3,454,955</u>
<i>43 - Intergovernmental Revenues</i>						
000000	4361101	Paymt in Lieu of Taxes-GHA	1,024	-	1,500	415
			<u>1,024</u>	<u>-</u>	<u>1,500</u>	<u>415</u>
<i>44 - Fees and Charges for Services</i>						
296110	4412303	Building Inspector Fees	108,405	110,000	120,000	120,000
			<u>108,405</u>	<u>110,000</u>	<u>120,000</u>	<u>120,000</u>
<i>48 - Other Revenue</i>						
296100	4804310	Reimb-FEMA	49,187	-	112,948	-
000000	4811010	Interest Revenue	8,575	8,800	12,000	12,000
000000	4811014	Texas Daily Interest Revenue	2,953	3,600	-	-
000000	4811015	CD Interest Revenue	3,187	-	-	-
000000	4811016	Prosp Investment Interest Rev	2,204	2,000	2,200	2,200
296100	4863020	Reimb Material Culverts	177,076	150,000	175,000	163,000
			<u>255,010</u>	<u>164,400</u>	<u>302,148</u>	<u>177,200</u>
<i>49 - Other Financing Sources</i>						
000000	4921010	Sale of Capital Assets	23,300	-	54,654	-
			<u>23,300</u>	<u>-</u>	<u>54,654</u>	<u>-</u>
2370 - Flood Control Fund Total			<u>3,896,861</u>	<u>3,694,155</u>	<u>4,039,168</u>	<u>3,752,570</u>
2410 - Mosquito Control District Fund						
<i>41 - Taxes</i>						
000000	4111010	Ad Valorem Taxes Current	1,436,011	1,226,813	1,364,915	420,247
000000	4111020	Ad Valorem Taxes Delinquent	17,039	13,000	14,442	14,000
000000	4112021	Excess Proceeds From Tax Sales	543	-	500	500
000000	4191010	Interest and Penalties-Current	4,830	6,000	6,200	5,300
000000	4191011	Interest and Penalties-Delinq	4,628	4,000	7,200	7,200
			<u>1,463,051</u>	<u>1,249,813</u>	<u>1,393,257</u>	<u>447,247</u>
<i>48 - Other Revenue</i>						
000000	4811010	Interest Revenue	7,453	6,700	5,300	5,300
000000	4811014	Texas Daily Interest Revenue	3,929	4,100	-	-
000000	4811015	CD Interest Revenue	6,348	-	-	-
000000	4811016	Prosp Investment Interest Rev	2,935	2,900	900	900
			<u>20,665</u>	<u>13,700</u>	<u>6,200</u>	<u>6,200</u>

Galveston County, Texas

Funds Received and Estimated to be Received in the Current Year and to be Received in the Ensuing Year

Special Revenue Funds

Estimated Revenues for 09/30/2021 and 09/30/2022

Fund Cost Center	Account	Object Description	2020 Actual	2021 Budget as Approved	Estimated FYE 09/30/2021	2022 Budget as Estimated
<i>49 - Other Financing Sources</i>						
000000	4921010	Sale of Capital Assets	2,815	-	2,200	-
			92,814	-	2,200	-
2410 - Mosquito Control District Fund Total			1,576,530	1,263,513	1,401,657	453,447
2601 - Beach & Parks Fund						
<i>44 - Fees and Charges for Services</i>						
522042	4473008	Beach Vendor Application Fee	2,500	2,500	1,000	1,000
522042	4473009	Beach Vendor Amendment Fee	300	-	1,000	150
522042	4473010	Beach Vending Permit Fees	12,600	12,600	15,000	15,000
522042	4473015	Bolivar Parking Sticker Fees	867,450	825,000	825,000	825,000
			882,850	840,100	842,000	841,150
<i>48 - Other Revenue</i>						
522042	4801001	Miscellaneous Revenue	-	-	90	90
522042	4811010	Interest Revenue	13,090	13,000	14,000	14,000
000000	4811014	Texas Daily Interest Revenue	10,722	11,500	-	-
000000	4811015	CD Interest Revenue	25,271	-	-	-
522042	4811016	Prosp Investment Interest Rev	4,544	4,400	3,000	3,000
			53,627	28,900	17,090	17,090
2601 - Beach & Parks Fund Total			945,168	869,000	859,090	858,240
2621 - Museum & Historical Comm						
<i>48 - Other Revenue</i>						
000000	4811014	Texas Daily Interest Revenue	17	20	-	-
000000	4811015	CD Interest Revenue	39	-	-	-
			56	20	-	-
2621 - Museum & Historical Comm Total			56	20	-	-
Total Revenues - Special Revenue Funds			17,336,976	13,902,956	14,671,034	14,260,984
41 - Taxes						
2301 - Road & Bridge Fund			4,555,235	2,667,676	2,981,589	3,503,789
2303 - Farm to Market Lateral Road			94	85	500	500
2370 - Flood Control Fund			3,509,122	3,419,755	3,560,866	3,454,955
2410 - Mosquito Control District Fund			1,463,051	1,249,813	1,393,257	447,247
			9,527,502	7,337,329	7,936,212	7,406,491
42 - Licenses and Permits						
2301 - Road & Bridge Fund			2,772,096	2,500,000	2,500,000	2,900,000
			2,772,096	2,500,000	2,500,000	2,900,000

Galveston County, Texas

Funds Received and Estimated to be Received in the Current Year and to be Received in the Ensuing Year

Special Revenue Funds

Estimated Revenues for 09/30/2021 and 09/30/2022

Fund Cost Center	Account	Object Description	2020 Actual	2021 Budget as Approved	Estimated FYE 09/30/2021	2022 Budget as Estimated
<u>43 - Intergovernmental Revenues</u>						
	2105 - Dist Clrk Chld Support IV-D		1,721	2,200	400	400
	2301 - Road & Bridge Fund		485,663	447,000	422,072	422,072
	2303 - Farm to Market Lateral Road		25,031	25,031	26,000	25,000
	2370 - Flood Control Fund		1,024	-	1,500	415
			<u>513,439</u>	<u>474,231</u>	<u>449,972</u>	<u>447,887</u>
<u>44 - Fees and Charges for Services</u>						
	2101 - Cnty Records Mgmt & Preserv		81,225	86,000	77,500	77,500
	2102 - Co Clerk Rec Mgt & Pres Fund		887,289	727,600	811,600	789,600
	2106 - Distr Clerk Records Mgmt Fund		56,120	58,000	54,000	58,000
	2113 - County and District Court Tech		6,464	6,800	6,200	6,200
	2205 - Courthouse Security Fund		153,589	139,250	149,000	149,000
	2206 - Justice Court Bldg Security		5,275	4,300	7,300	7,300
	2211 - Law Library		213,344	234,900	183,525	183,525
	2212 - Alternative Dispute Resolution		116,310	116,150	113,250	113,250
	2215 - Justice Court Technology Fund		23,293	20,300	26,900	26,900
	2217 - Suppl Crt-Initiatd Guardianshp		21,969	22,000	25,500	25,500
	2218 - Pretrial Intervention Program		38,660	45,000	150	150
	2219 - Court Reporter Services		103,126	106,000	97,000	97,000
	2341 - Galv Cty Road District #1		508,098	500,000	490,000	490,000
	2370 - Flood Control Fund		108,405	110,000	120,000	120,000
	2601 - Beach & Parks Fund		882,850	840,100	842,000	841,150
			<u>3,206,017</u>	<u>3,016,400</u>	<u>3,003,925</u>	<u>2,985,075</u>
<u>45 - Fines and Forfeitures</u>						
	2207 - Appellate Judicial Fund		34,665	36,500	31,500	31,500
			<u>34,665</u>	<u>36,500</u>	<u>31,500</u>	<u>31,500</u>
<u>48 - Other Revenue</u>						
	2101 - Cnty Records Mgmt & Preserv		7,725	4,950	3,400	3,400
	2102 - Co Clerk Rec Mgt & Pres Fund		49,246	28,900	18,400	22,800
	2105 - Dist Clrk Chld Support IV-D		782	510	360	360
	2106 - Distr Clerk Records Mgmt Fund		4,112	2,500	1,500	1,600
	2113 - County and District Court Tech		1,249	780	560	560
	2121 - Donations To Galveston County		393	240	125	125
	2205 - Courthouse Security Fund		551	295	275	275
	2206 - Justice Court Bldg Security		962	595	475	475
	2207 - Appellate Judicial Fund		2,794	1,725	1,325	1,325
	2211 - Law Library		3,741	2,100	1,600	1,600
	2212 - Alternative Dispute Resolution		14,227	8,400	5,400	5,400
	2215 - Justice Court Technology Fund		3,567	2,150	1,670	1,670
	2217 - Suppl Crt-Initiatd Guardianshp		2,019	1,225	900	900
	2218 - Pretrial Intervention Program		2,968	1,790	1,325	1,325
	2219 - Court Reporter Services		6,524	3,775	3,260	3,260
	2260 - Emergency Management Fund		11,793	5,900	5,100	5,100
	2301 - Road & Bridge Fund		39,727	21,000	26,270	26,000
	2303 - Farm to Market Lateral Road		108,371	97,941	66,566	66,566

Galveston County, Texas

Funds Received and Estimated to be Received in the Current Year and to be Received in the Ensuing Year

Special Revenue Funds

Estimated Revenues for 09/30/2021 and 09/30/2022

Fund Cost Center	Account	Object Description	2020 Actual	2021 Budget as Approved	Estimated FYE 09/30/2021	2022 Budget as Estimated
2341 - Galv Cty Road District #1			34,921	16,700	16,800	16,800
2370 - Flood Control Fund			255,010	164,400	302,148	177,200
2410 - Mosquito Control District Fund			20,665	13,700	6,200	6,200
2601 - Beach & Parks Fund			53,627	28,900	17,090	17,090
2621 - Museum & Historical Comm			56	20	-	-
			<u>625,030</u>	<u>408,496</u>	<u>480,749</u>	<u>360,031</u>
<u>49 - Other Financing Sources</u>						
2105 - Dist Clrk Chld Support IV-D			1,290	-	141	-
2205 - Courthouse Security Fund			106,282	130,000	130,000	130,000
2301 - Road & Bridge Fund			424,645	-	81,681	-
2370 - Flood Control Fund			23,300	-	54,654	-
2410 - Mosquito Control District Fund			92,814	-	2,200	-
			<u>658,227</u>	<u>130,000</u>	<u>268,676</u>	<u>130,000</u>
<u>Total All Funds</u>						
2101 - Cnty Records Mgt & Preservatio			88,950	90,950	80,900	80,900
2102 - Co Clerk Rec Mgt & Pres Fund			937,740	756,500	830,000	812,400
2105 - Dist Clrk Chld Support IV-D			3,793	2,710	901	760
2106 - Distr Clerk Records Mgmt Fund			60,232	60,500	55,500	59,600
2113 - County and District Court Tech			7,713	7,580	6,760	6,760
2121 - Donations To Galveston County			393	240	125	125
2205 - Courthouse Security Fund			260,422	269,545	279,275	279,275
2206 - Justice Court Bldg Security			6,237	4,895	7,775	7,775
2207 - Appellate Judicial Fund			37,459	38,225	32,825	32,825
2211 - Law Library			217,085	237,000	185,125	185,125
2212 - Alternative Dispute Resolution			130,537	124,550	118,650	118,650
2215 - Justice Court Technology Fund			26,860	22,450	28,570	28,570
2217 - Suppl Crt-Initiatd Guardianshp			23,988	23,225	26,400	26,400
2218 - Pretrial Intervention Program			41,628	46,790	1,475	1,475
2219 - Court Reporter Services			109,650	109,775	100,260	100,260
2260 - Emergency Management Fund			11,793	5,900	5,100	5,100
2301 - Road & Bridge Fund			8,277,366	5,635,676	6,011,612	6,851,861
2303 - Farm to Market Lateral Road			133,496	123,057	93,066	92,066
2341 - Galv Cty Road District #1			543,019	516,700	506,800	506,800
2370 - Flood Control Fund			3,896,861	3,694,155	4,039,168	3,752,570
2410 - Mosquito Control District Fund			1,576,530	1,263,513	1,401,657	453,447
2601 - Beach & Parks Fund			945,168	869,000	859,090	858,240
2621 - Museum & Historical Comm			56	20	-	-
			<u>17,336,976</u>	<u>13,902,956</u>	<u>14,671,034</u>	<u>14,260,984</u>

Galveston County, Texas

Funds Received and Estimated to be Received in the Current Year and to be Received in the Ensuing Year

Capital Project Funds

Estimated Revenues for 09/30/2021 and 09/30/2022

Fund Cost Center	Account	Object Description	2020 Actual	2021 Budget as Approved	Estimated FYE 09/30/2021	2022 Budget as Estimated
3100 - County Capital Projects Fund						
<i>48 - Other Revenue</i>						
000000	4811010	Interest Revenue	6	6	1,600	1,600
000000	4811014	Texas Daily Interest Revenue	113	110	-	-
000000	4811015	CD Interest Revenue	657	-	-	-
000000	4811016	Prosp Investment Interest Rev	5	5	300	300
			<u>781</u>	<u>121</u>	<u>1,900</u>	<u>1,900</u>
<i>49 - Other Financing Sources</i>						
000000	4911101	TFm General Fund	1,972,616	1,400,000	1,500,000	300,000
000000	4912967	Trsf frm Farm-to-Markt Latl Rd	-	-	5,508	-
			<u>1,972,616</u>	<u>1,400,000</u>	<u>1,505,508</u>	<u>300,000</u>
3100 - County Capital Projects Fund Total			<u>1,973,397</u>	<u>1,400,121</u>	<u>1,507,408</u>	<u>301,900</u>
3101 - Capital Replenishment						
<i>48 - Other Revenue</i>						
000000	4811010	Interest Revenue	10,669	7,300	14,000	14,000
000000	4811014	Texas Daily Interest Revenue	6,463	6,800	-	-
000000	4811015	CD Interest Revenue	14,609	-	-	-
000000	4811016	Prosp Investment Interest Rev	3,268	2,700	2,500	2,500
			<u>35,009</u>	<u>16,800</u>	<u>16,500</u>	<u>16,500</u>
<i>49 - Other Financing Sources</i>						
000000	4911101	TFm General Fund	315,000	-	-	-
			<u>315,000</u>	<u>-</u>	<u>-</u>	<u>-</u>
3101 - Capital Replenishment Total			<u>350,009</u>	<u>16,800</u>	<u>16,500</u>	<u>16,500</u>
3014 - UnltdTax Rd Bds Sr 2017						
<i>43 - Intergovernmental Revenues</i>						
315135	4301030	Interlocal Agreement-Cities	935,901	-	29,390	-
315143	4301030	Interlocal Agreement-Cities	-	-	144,078	-
315148	4301030	Interlocal Agreement-Cities	-	-	269,598	-
315152	4301030	Interlocal Agreement-Cities	-	-	504,542	-
			<u>935,901</u>	<u>-</u>	<u>947,608</u>	<u>-</u>
<i>48 - Other Revenue</i>						
000000	4811010	Interest Revenue	127	130	-	-
000000	4811016	Prosp Investment Interest Rev	241	250	-	-
000000	4811013	Texas Class Interest Revenue	380,866	430,000	28,000	-
			<u>381,234</u>	<u>430,380</u>	<u>28,000</u>	<u>-</u>
3014 - UnltdTax Rd Bds Sr 2017 Total			<u>1,317,135</u>	<u>430,380</u>	<u>975,608</u>	<u>-</u>

Galveston County, Texas

Funds Received and Estimated to be Received in the Current Year and to be Received in the Ensuing Year

Capital Project Funds

Estimated Revenues for 09/30/2021 and 09/30/2022

Fund Cost Center	Account	Object Description	2020 Actual	2021 Budget as Approved	Estimated FYE 09/30/2021	2022 Budget as Estimated
3015 - LtdTax Fld Crtl Bds Sr 2017						
<i>48 - Other Revenue</i>						
000000	4811013	Texas Class Interest Revenue	73,718	81,000	7,000	-
			<u>73,718</u>	<u>81,000</u>	<u>7,000</u>	<u>-</u>
3015 - LtdTax Fld Crtl Bds Sr 2017 Total			<u>73,718</u>	<u>81,000</u>	<u>7,000</u>	<u>-</u>
3016 - Ltd Tax Bldg Bds Sr 2017A						
<i>48 - Other Revenue</i>						
000000	4811013	Texas Class Interest Revenue	108,462	122,000	9,600	9,600
			<u>108,462</u>	<u>122,000</u>	<u>9,600</u>	<u>9,600</u>
3016 - Ltd Tax Bldg Bds Sr 2017A Total			<u>108,462</u>	<u>122,000</u>	<u>9,600</u>	<u>9,600</u>
3120 - Limited Tax Cnty Bldg Bds Sr09						
<i>48 - Other Revenue</i>						
000000	4811010	Interest Revenue	2,281	1,600	2,200	2,200
000000	4811014	Texas Daily Interest Revenue	877	900	-	-
000000	4811015	CD Interest Revenue	2,008	-	-	-
000000	4811016	Prosp Investment Interest Rev	433	330	300	300
			<u>5,599</u>	<u>2,830</u>	<u>2,500</u>	<u>2,500</u>
3120 - Limited Tax Cnty Bldg Bds Sr09 Total			<u>5,599</u>	<u>2,830</u>	<u>2,500</u>	<u>2,500</u>
3206 - Comb Tax/Revenue COB Sr 2003C						
<i>48 - Other Revenue</i>						
000000	4811010	Interest Revenue	540	360	660	660
000000	4811014	Texas Daily Interest Revenue	341	360	-	-
000000	4811016	Prosp Investment Interest Rev	168	150	150	150
			<u>1,830</u>	<u>870</u>	<u>810</u>	<u>810</u>
3206 - Comb Tax/Revenue COB Sr 2003C Total			<u>1,830</u>	<u>870</u>	<u>810</u>	<u>810</u>
3207 - Lmtd Tax County Bldg Bds 2019						
<i>48 - Other Revenue</i>						
000000	4811010	Interest Revenue	22,798	16,500	27,000	27,000
000000	4811014	Texas Daily Interest Revenue	14,644	15,100	-	-
000000	4811016	Prosp Investment Interest Rev	7,154	5,800	5,400	5,400
			<u>77,810</u>	<u>37,400</u>	<u>32,400</u>	<u>32,400</u>
3207 - Lmtd Tax County Bldg Bds 2019 Total			<u>77,810</u>	<u>37,400</u>	<u>32,400</u>	<u>32,400</u>
3222 - Ltd Tax Crim Jst Bds Sr 2003A						
<i>48 - Other Revenue</i>						
000000	4811010	Interest Revenue	241	155	330	330
000000	4811014	Texas Daily Interest Revenue	137	145	-	-

Galveston County, Texas

Funds Received and Estimated to be Received in the Current Year and to be Received in the Ensuing Year

Capital Project Funds

Estimated Revenues for 09/30/2021 and 09/30/2022

Fund Cost Center	Account	Object Description	2020 Actual	2021 Budget as Approved	Estimated FYE 09/30/2021	2022 Budget as Estimated
000000	4811015	CD Interest Revenue	303	-	-	-
000000	4811016	Prosp Investment Interest Rev	73	65	66	66
			<u>754</u>	<u>365</u>	<u>396</u>	<u>396</u>
<i>49 - Other Financing Sources</i>						
000000	4921010	Sale of Capital Assets	23,375	-	5,050	-
			<u>23,375</u>	<u>-</u>	<u>5,050</u>	<u>-</u>
3222 - Ltd Tax Crim Jst Bds Sr 2003A Total			<u>24,129</u>	<u>365</u>	<u>5,446</u>	<u>396</u>
3271 - Parks Dept Capital Projects						
<i>48 - Other Revenue</i>						
000000	4811010	Interest Revenue	2,414	1,850	3,000	3,000
000000	4811014	Texas Daily Interest Revenue	1,525	1,625	-	-
000000	4811015	CD Interest Revenue	3,492	-	-	-
000000	4811016	Prosp Investment Interest Rev	753	635	600	600
			<u>8,184</u>	<u>4,110</u>	<u>3,600</u>	<u>3,600</u>
3271 - Parks Dept Capital Projects Total			<u>8,184</u>	<u>4,110</u>	<u>3,600</u>	<u>3,600</u>
3306 - Road Capital Project Fund-1987						
<i>48 - Other Revenue</i>						
000000	4811010	Interest Revenue	149	105	180	180
000000	4811014	Texas Daily Interest Revenue	94	115	-	-
000000	4811015	CD Interest Revenue	216	-	-	-
000000	4811016	Prosp Investment Interest Rev	47	40	36	36
			<u>506</u>	<u>260</u>	<u>216</u>	<u>216</u>
3306 - Road Capital Project Fund-1987 Total			<u>506</u>	<u>260</u>	<u>216</u>	<u>216</u>
3307 - Unltd Tax Road Bonds Sr 2003B						
<i>48 - Other Revenue</i>						
000000	4811010	Interest Revenue	27,324	24,000	20,000	20,000
000000	4811014	Texas Daily Interest Revenue	40	55	-	-
000000	4811015	CD Interest Revenue	93	-	-	-
000000	4811016	Prosp Investment Interest Rev	20	18	15	15
			<u>27,477</u>	<u>24,073</u>	<u>20,015</u>	<u>20,015</u>
3307 - Unltd Tax Road Bonds Sr 2003B Total			<u>27,477</u>	<u>24,073</u>	<u>20,015</u>	<u>20,015</u>
3308 - Unlimited Tax Rd Bds Ser 2001						
<i>48 - Other Revenue</i>						
000000	4811010	Interest Revenue	7,281	5,500	7,800	7,800
000000	4811014	Texas Daily Interest Revenue	3,363	3,600	-	-

Galveston County, Texas

Funds Received and Estimated to be Received in the Current Year and to be Received in the Ensuing Year

Capital Project Funds

Estimated Revenues for 09/30/2021 and 09/30/2022

Fund Cost Center	Account	Object Description	2020 Actual	2021 Budget as Approved	Estimated FYE 09/30/2021	2022 Budget as Estimated
000000	4811015	CD Interest Revenue	7,683	-	-	-
000000	4811016	Prosp Investment Interest Rev	1,657	1,450	1,300	1,300
			<u>19,984</u>	<u>10,550</u>	<u>9,100</u>	<u>9,100</u>
3308 - Unlimited Tax Rd Bds Ser 2001 Total			<u>19,984</u>	<u>10,550</u>	<u>9,100</u>	<u>9,100</u>
3310 - Pass Thru Toll Rv Lt Tx BdSr07						
<i>48 - Other Revenue</i>						
000000	4811010	Interest Revenue	53,423	45,500	39,000	39,000
000000	4811014	Texas Daily Interest Revenue	125	140	-	-
000000	4811015	CD Interest Revenue	285	-	-	-
000000	4811016	Prosp Investment Interest Rev	62	60	48	48
			<u>53,895</u>	<u>45,700</u>	<u>39,048</u>	<u>39,048</u>
3310 - Pass Thru Toll Rv Lt Tx BdSr07 Total			<u>53,895</u>	<u>45,700</u>	<u>39,048</u>	<u>39,048</u>
3312 - Unltd Tax Road Bonds Sr 2009						
<i>48 - Other Revenue</i>						
000000	4811010	Interest Revenue	35,601	28,000	34,680	34,680
000000	4811014	Texas Daily Interest Revenue	10,092	11,000	-	-
000000	4811015	CD Interest Revenue	24,123	-	-	-
000000	4811016	Prosp Investment Interest Rev	4,624	4,000	3,600	3,600
			<u>74,440</u>	<u>43,000</u>	<u>38,280</u>	<u>38,280</u>
3312 - Unltd Tax Road Bonds Sr 2009 Total			<u>74,440</u>	<u>43,000</u>	<u>38,280</u>	<u>38,280</u>
3313 - Unlmtd Tax Road Bonds 2019						
<i>48 - Other Revenue</i>						
000000	4811010	Interest Revenue	88,520	61,000	100,000	100,000
000000	4811014	Texas Daily Interest Revenue	58,458	61,000	-	-
000000	4811015	CD Interest Revenue	135,869	-	-	-
000000	4811016	Prosp Investment Interest Rev	27,618	25,000	20,000	20,000
			<u>310,465</u>	<u>147,000</u>	<u>120,000</u>	<u>120,000</u>
3313 - Unlmtd Tax Road Bonds 2019 Total			<u>310,465</u>	<u>147,000</u>	<u>120,000</u>	<u>120,000</u>
3316 - Cnty Road & Bridge Projects						
<i>48 - Other Revenue</i>						
000000	4811010	Interest Revenue	1,095	750	1,300	1,300
000000	4811014	Texas Daily Interest Revenue	692	750	-	-
000000	4811015	CD Interest Revenue	1,584	-	-	-
000000	4811016	Prosp Investment Interest Rev	342	300	260	260
			<u>3,713</u>	<u>1,800</u>	<u>1,560</u>	<u>1,560</u>
3316 - Cnty Road & Bridge Projects Total			<u>3,713</u>	<u>1,800</u>	<u>1,560</u>	<u>1,560</u>

Galveston County, Texas

Funds Received and Estimated to be Received in the Current Year and to be Received in the Ensuing Year

Capital Project Funds

Estimated Revenues for 09/30/2021 and 09/30/2022

Fund Cost Center	Account	Object Description	2020 Actual	2021 Budget as Approved	Estimated FYE 09/30/2021	2022 Budget as Estimated
3370 - Ltd Tax Flood Control Bds Sr09						
<i>48 - Other Revenue</i>						
000000	4811010	Interest Revenue	7,343	6,400	4,000	4,000
			<u>7,343</u>	<u>6,400</u>	<u>4,000</u>	<u>4,000</u>
3370 - Ltd Tax Flood Control Bds Sr09 Total			<u>7,343</u>	<u>6,400</u>	<u>4,000</u>	<u>4,000</u>
3373 - Gal Cnty Cert of Oblig Sr 2008						
<i>48 - Other Revenue</i>						
000000	4811010	Interest Revenue	4,478	3,900	3,300	3,300
000000	4811014	Texas Daily Interest Revenue	12	16	-	-
000000	4811015	CD Interest Revenue	28	-	-	-
000000	4811016	Prosp Investment Interest Rev	6	5	5	5
			<u>4,524</u>	<u>3,921</u>	<u>3,305</u>	<u>3,305</u>
3373 - Gal Cnty Cert of Oblig Sr 2008 Total			<u>4,524</u>	<u>3,921</u>	<u>3,305</u>	<u>3,305</u>
Total Revenues - Capital Projects Funds			<u>4,442,620</u>	<u>2,378,580</u>	<u>2,796,396</u>	<u>603,230</u>
<u>43 - Intergovernmental Revenues</u>						
3014	UnltdTax Rd Bds Sr 2017		935,901	-	947,608	-
			<u>935,901</u>	<u>-</u>	<u>947,608</u>	<u>-</u>
<u>48 - Other Revenue</u>						
3014	UnltdTax Rd Bds Sr 2017		381,234	430,380	28,000	-
3015	LtdTax Fld Crtl Bds Sr 2017		73,718	81,000	7,000	-
3016	Ltd Tax Bldg Bds Sr 2017A		108,462	122,000	9,600	9,600
3100	County Capital Projects Fund		781	121	1,900	1,900
3101	Capital Replenishment		35,009	16,800	16,500	16,500
3120	Limited Tax Cnty Bldg Bds Sr09		5,599	2,830	2,500	2,500
3206	Comb Tax/Revenue COB Sr 2003C		1,830	870	810	810
3207	Lmtd Tax County Bldg Bds 2019		77,810	37,400	32,400	32,400
3222	Ltd Tax Crim Jst Bds Sr 2003A		754	365	396	396
3271	Parks Dept Capital Projects		8,184	4,110	3,600	3,600
3306	Road Capital Project Fund-1987		506	260	216	216
3307	Unltd Tax Road Bonds Sr 2003B		27,477	24,073	20,015	20,015
3308	Unlimited Tax Rd Bds Ser 2001		19,984	10,550	9,100	9,100
3310	Pass Thru Toll Rv Lt Tx BdSr07		53,895	45,700	39,048	39,048
3312	Unltd Tax Road Bonds Sr 2009		74,440	43,000	38,280	38,280
3313	Unlmtd Tax Road Bonds 2019		310,465	147,000	120,000	120,000
3316	Cnty Road & Bridge Projects		3,713	1,800	1,560	1,560
3370	Ltd Tax Flood Control Bds Sr09		7,343	6,400	4,000	4,000
3373	Gal Cnty Cert of Oblig Sr 2008		4,524	3,921	3,305	3,305
			<u>1,195,728</u>	<u>978,580</u>	<u>338,230</u>	<u>303,230</u>

Galveston County, Texas

Funds Received and Estimated to be Received in the Current Year and to be Received in the Ensuing Year

Capital Project Funds

Estimated Revenues for 09/30/2021 and 09/30/2022

Fund Cost Center	Account	Object Description	2020 Actual	2021 Budget as Approved	Estimated FYE 09/30/2021	2022 Budget as Estimated
<i>49 - Other Financing Sources</i>						
	3100 - County Capital Projects Fund		1,972,616	1,400,000	1,505,508	300,000
	3101 - Capital Replenishment		315,000	-	-	-
	3222 - Ltd Tax Crim Jst Bds Sr 2003A		23,375	-	5,050	-
			<u>2,310,991</u>	<u>1,400,000</u>	<u>1,510,558</u>	<u>300,000</u>
<i>Total All Funds</i>						
	3014 - UnltdTax Rd Bds Sr 2017		1,317,135	430,380	975,608	-
	3015 - LtdTax Fld Crtl Bds Sr 2017		73,718	81,000	7,000	-
	3016 - Ltd Tax Bldg Bds Sr 2017A		108,462	122,000	9,600	9,600
	3100 - County Capital Projects Fund		1,973,397	1,400,121	1,507,408	301,900
	3101 - Capital Replenishment		350,009	16,800	16,500	16,500
	3120 - Limited Tax Cnty Bldg Bds Sr09		5,599	2,830	2,500	2,500
	3206 - Comb Tax/Revenue COB Sr 2003C		1,830	870	810	810
	3207 - Lmtd Tax County Bldg Bds 2019		77,810	37,400	32,400	32,400
	3222 - Ltd Tax Crim Jst Bds Sr 2003A		24,129	365	5,446	396
	3271 - Parks Dept Capital Projects		8,184	4,110	3,600	3,600
	3306 - Road Capital Project Fund-1987		506	260	216	216
	3307 - Unltd Tax Road Bonds Sr 2003B		27,477	24,073	20,015	20,015
	3308 - Unlimited Tax Rd Bds Ser 2001		19,984	10,550	9,100	9,100
	3310 - Pass Thru Toll Rv Lt Tx BdSr07		53,895	45,700	39,048	39,048
	3312 - Unltd Tax Road Bonds Sr 2009		74,440	43,000	38,280	38,280
	3313 - Unlmtd Tax Road Bonds 2019		310,465	147,000	120,000	120,000
	3316 - Cnty Road & Bridge Projects		3,713	1,800	1,560	1,560
	3370 - Ltd Tax Flood Control Bds Sr09		7,343	6,400	4,000	4,000
	3373 - Gal Cnty Cert of Oblig Sr 2008		4,524	3,921	3,305	3,305
			<u>4,442,620</u>	<u>2,378,580</u>	<u>2,796,396</u>	<u>603,230</u>

Galveston County, Texas

Funds Received and Estimated to be Received in the Current Year and to be Received in the Ensuing Year

Debt Service Funds

Estimated Revenues for 09/30/2021 and 09/30/2022

Fund Cost Center	Account	Object Description	2020 Actual	2021 Budget as Approved	Estimated FYE 09/30/2021	2022 Budget as Estimated
4021 - Ltd Tx Cnty Bld Bd Series 2009						
<i>43 - Intergovernmental Revenues</i>						
000000	4303115	Build America Bonds	320,130	325,000	240,000	451,765
			<u>320,130</u>	<u>325,000</u>	<u>240,000</u>	<u>451,765</u>
<i>48 - Other Revenue</i>						
000000	4860104	Reimb From CAD	61,480	61,480	61,480	61,480
			<u>61,480</u>	<u>61,480</u>	<u>61,480</u>	<u>61,480</u>
4021 - Ltd Tx Cnty Bld Bd Series 2009 Total			<u>381,610</u>	<u>386,480</u>	<u>301,480</u>	<u>513,245</u>
4026 - PassThr Toll Rv Ltd Tx Rf 2012						
<i>43 - Intergovernmental Revenues</i>						
810817	4302008	Reimb fm TxDot - 646	5,054,289	4,800,000	4,800,000	4,800,000
000000	4301102	Debt Srv Rmb frm City of Galv	318,147	318,147	318,147	318,147
			<u>5,372,436</u>	<u>5,118,147</u>	<u>5,118,147</u>	<u>5,118,147</u>
4026 - PassThr Toll Rv Ltd Tx Rf 2012 Total			<u>5,372,436</u>	<u>5,118,147</u>	<u>5,118,147</u>	<u>5,118,147</u>
4999 - Debt Service Funds						
<i>41 - Taxes</i>						
000000	4111010	Ad Valorem Taxes Current	28,639,868	24,033,861	26,314,682	24,547,790
000000	4111020	Ad Valorem Taxes Delinquent	428,254	280,000	342,245	334,000
000000	4112021	Excess Proceeds From Tax Sales	10,882	-	9,600	9,600
000000	4191010	Interest and Penalties-Current	96,986	89,000	115,000	115,000
000000	4191011	Interest and Penalties-Delinq	111,935	91,000	125,000	125,000
			<u>29,287,925</u>	<u>24,493,861</u>	<u>26,906,527</u>	<u>25,131,390</u>
<i>48 - Other Revenue</i>						
000000	4811010	Interest Revenue	616,505	435,000	525,000	525,000
000000	4811014	Texas Daily Interest Revenue	24,995	48,000	-	-
000000	4811015	CD Interest Revenue	56,427	-	-	-
000000	4811016	Prosp Investment Interest Rev	233,961	302,000	105,000	105,000
			<u>931,888</u>	<u>785,000</u>	<u>630,000</u>	<u>630,000</u>
4999 - Debt Service Funds Total			<u>30,219,813</u>	<u>25,278,861</u>	<u>27,536,527</u>	<u>25,761,390</u>
Total Revenues - Debt Service Funds			<u>57,444,126</u>	<u>30,783,488</u>	<u>32,956,154</u>	<u>31,392,782</u>
<u>41 - Taxes</u>						
4999 - Debt Service Funds			<u>29,287,925</u>	<u>24,493,861</u>	<u>26,906,527</u>	<u>25,131,390</u>
			<u>29,287,925</u>	<u>24,493,861</u>	<u>26,906,527</u>	<u>25,131,390</u>
<u>43 - Intergovernmental Revenues</u>						
4021 - Ltd Tx Cnty Bld Bd Series 2009			320,130	325,000	240,000	451,765
4026 - PassThr Toll Rv Ltd Tx Rf 2012			5,372,436	5,118,147	5,118,147	5,118,147
			<u>5,692,566</u>	<u>5,443,147</u>	<u>5,358,147</u>	<u>5,569,912</u>

Galveston County, Texas

Funds Received and Estimated to be Received in the Current Year and to be Received in the Ensuing Year

Debt Service Funds

Estimated Revenues for 09/30/2021 and 09/30/2022

Fund Cost Center	Account	Object Description	2020 Actual	2021 Budget as Approved	Estimated FYE 09/30/2021	2022 Budget as Estimated
<u>48 - Other Revenue</u>						
	4021 - Ltd Tx Cnty Bld Bd Series 2009		61,480	61,480	61,480	61,480
	4999 - Debt Service Funds		931,888	785,000	630,000	630,000
			<u>993,368</u>	<u>846,480</u>	<u>691,480</u>	<u>691,480</u>
<u>49 - Other Financing Sources</u>						
	4371 - Unltd Tax Road Bonds Sr 2009		17,076,440	-	-	-
	4390 - Ltd Tx Fl Ctr BAB Sr 09C-1		3,483,085	-	-	-
	4393 - Ltd Tx Fld Ctrl BAB Sr 09C-2		910,742	-	-	-
			<u>21,470,267</u>	<u>-</u>	<u>-</u>	<u>-</u>
<u>Total All Funds</u>						
	4014 - UnltdTax Rd Refd Bds Sr 2017		-	-	-	-
	4015 - LtdTax Fld Crtl RfdBds Sr 2017		-	-	-	-
	4016 - Ltd Tax Bldg Bds Sr 2017A		-	-	-	-
	4017 - Ltd Tax Refunding Bnds Sr 2017		-	-	-	-
	4020 - Gen Oblig Refnd Bd Sr 07		-	-	-	-
	4021 - Ltd Tx Cnty Bld Bd Series 2009		381,610	386,480	301,480	513,245
	4026 - PassThr Toll Rv Ltd Tx Rf 2012		5,372,436	5,118,147	5,118,147	5,118,147
	4999 - Debt Service Funds		30,219,813	25,278,861	27,536,527	25,761,390
			<u>57,444,126</u>	<u>30,783,488</u>	<u>32,956,154</u>	<u>31,392,782</u>

Galveston County, Texas

Funds Received and Estimated to be Received in the Current Year and to be Received in the Ensuing Year

Internal Service Funds

Estimated Revenues for 09/30/2021 and 09/30/2022

Fund Cost Center	Account	Object Description	2020 Actual	2021 Budget as Amended	Estimated FYE 09/30/2021	2022 Funding Plan as Estimated
6123 - Employee Benefits						
<i>43 - Intergovernmental Revenues</i>						
155022	4303010	MC PrtD Ret Subs/Pres RDS Reba	205,021	85,981	85,981	-
155023	4303010	MC PrtD Ret Subs/Pres RDS Reba	-	109,019	-	-
			<u>205,021</u>	<u>195,000</u>	<u>85,981</u>	<u>-</u>
<i>44 - Fees and Charges for Services</i>						
155021	4412311	No-Show Charges	2,775	-	-	-
155023	4412311	No-Show Charges	-	3,200	800	800
155022	4433010	Premium Paid by Employee	2,923,445	668,951	668,951	-
155023	4433010	Premium Paid by Employee	-	2,242,049	2,030,232	2,791,197
155022	4433011	Premiums Paid by County	10,316,067	2,462,228	2,459,408	-
155023	4433011	Premiums Paid by County	-	8,258,772	6,955,838	-
155022	4433012	Premiums Paid by Retirees	885,700	237,779	237,779	-
155023	4433012	Premiums Paid by Retirees	-	719,221	665,365	-
155022	4433013	Premium Paid by COBRA	48,273	16,784	16,783	-
155023	4433013	Premium Paid by COBRA	-	50,217	4,869	23,000
155023	4433015	County Pd Prem-Current Emp	-	-	-	8,190,606
155023	4433016	County Pd Prem-Retireess <65	-	-	-	2,540,217
155023	4433017	County Pd Prem-Retireess 65+	-	-	-	957,785
155023	4433018	Med Prem Pd -Retirees <65	-	-	-	696,581
155023	4433019	Med Prem Pd -Retirees 65+	-	-	-	253,417
155024	4433015	Care Here Paid by County	-	-	-	-
155024	4433014	Care Here Paid by Retirees	-	-	-	-
155022	4433020	Premium for Vision	34,476	7,922	7,922	-
155023	4433020	Premium for Vision	-	101,578	95,693	96,000
155022	4433021	Premium for Dental	391,865	90,314	90,314	-
155023	4433021	Premium for Dental	-	384,686	343,743	345,000
155023	4433022	Premiums Pd by Grant Empl	-	-	-	139,653
155023	4433023	Premiums Pd by Grant	-	-	-	713,394
155023	4433030	Premium-Alternate vision	-	-	-	-
155021	4433030	Premium-Alternate vision	-	-	-	-
155021	4433031	Premium-Alternate dental	-	-	-	-
155023	4434001	CareHere Pd by County-Cu Emp	-	-	-	1,050,375
155023	4434002	CareHere Pd by County-<65	-	-	-	118,177
155023	4434003	CareHere Pd by County-65+	-	-	-	281,448
			<u>14,602,601</u>	<u>15,243,701</u>	<u>13,577,698</u>	<u>18,197,650</u>
<i>48 - Other Revenue</i>						
000000	4811010	Interest Revenue	10,007	7,300	27,000	27,000
000000	4811014	Texas Daily Interest Revenue	6,009	6,300	-	-
000000	4811015	CD Interest Revenue	14,090	-	-	-
000000	4811016	Prosp Investment Interest Rev	2,575	2,600	4,500	4,500
000000	4811201	Interest Health Admin Serv	851	300	25	25
155022	4860106	Prescription Drug Rebate	928,515	803,958	803,958	-
155022	4860108	Insurance Reimb/Refunds	572,017	82,002	78,501	-

Galveston County, Texas

Funds Received and Estimated to be Received in the Current Year and to be Received in the Ensuing Year

Internal Service Funds

Estimated Revenues for 09/30/2021 and 09/30/2022

Fund		Object Description	2020 Actual	2021 Budget as Amended	Estimated FYE 09/30/2021	2022 Funding
Cost Center	Account					Plan as Estimated
155022	4860109	Stop Loss Reimbursements	-	1,497,342	1,497,342	-
155023	4860106	Prescription Drug Rebate		426,043	-	282,587
155023	4860108	Insurance Reimb/Refunds		290,137	214,218	10,000
155023	4860109	Stop Loss Reimbursements		312,861	-	350,000
155023	4861103	Reimb Frm GISD - CareHere	-	20,000	20,000	26,255
155023	4861104	Reimb Frm GCHD CareHere	-	20,000	8,000	11,732
155021	4861103	Reimb Frm GISD - CareHere	19,258	-	-	-
155021	4861104	Reimb Frm GCHD CareHere	20,579	-	-	-
			<u>1,600,531</u>	<u>3,468,843</u>	<u>2,653,544</u>	<u>712,099</u>
<i>49 - Other Financing Sources</i>						
000000	4911101	TFm General Fund	6,624,174	2,014,958	2,014,958	-
			<u>6,624,174</u>	<u>2,014,958</u>	<u>2,014,958</u>	<u>-</u>
6123 - Employee Benefits Total			<u>23,032,327</u>	<u>20,922,502</u>	<u>18,332,181</u>	<u>18,909,749</u>
6124 - Workers Compensation Fund						
<i>44 - Fees and Charges for Services</i>						
155020	4434010	Premiums Pd by County-WC	850,000	850,000	850,000	850,000
			<u>850,000</u>	<u>850,000</u>	<u>850,000</u>	<u>850,000</u>
<i>48 - Other Revenue</i>						
155020	4804310	Reimb-FEMA	2	-	5	5
000000	4811010	Interest Revenue	11,015	7,000	14,500	14,500
000000	4811014	Texas Daily Interest Revenue	6,640	7,000	-	-
000000	4811015	CD Interest Revenue	14,941	-	-	-
000000	4811016	Prosp Investment Interest Rev	3,333	3,300	3,000	3,000
000000	4811020	Program Interest Revenue	91	100	45	45
155020	4860108	Claim Overpayment-Insurance	8,354	-	4,000	4,000
			<u>44,765</u>	<u>17,400</u>	<u>21,550</u>	<u>21,550</u>
6124 - Workers Compensation Fund Total			<u>894,765</u>	<u>867,400</u>	<u>871,550</u>	<u>871,550</u>
6125 - Unemployment						
<i>44 - Fees and Charges for Services</i>						
155015	4433011	Premiums Paid by County	162,679	165,000	165,000	165,000
			<u>162,679</u>	<u>165,000</u>	<u>165,000</u>	<u>165,000</u>
<i>48 - Other Revenue</i>						
000000	4811010	Interest Revenue	4,778	3,000	6,000	6,000
000000	4811014	Texas Daily Interest Revenue	2,931	3,000	-	-
000000	4811015	CD Interest Revenue	6,663	-	-	-
000000	4811016	Prosp Investment Interest Rev	1,466	1,200	1,200	1,200
			<u>77,869</u>	<u>7,200</u>	<u>7,200</u>	<u>7,200</u>
6125 - Unemployment Total			<u>240,548</u>	<u>172,200</u>	<u>172,200</u>	<u>172,200</u>

Galveston County, Texas

Funds Received and Estimated to be Received in the Current Year and to be Received in the Ensuing Year

Internal Service Funds

Estimated Revenues for 09/30/2021 and 09/30/2022

Fund Cost Center	Account	Object Description	2020 Actual	2021 Budget as Amended	Estimated FYE 09/30/2021	2022 Funding Plan as Estimated
6130 - Self Insurance Reserve Fund						
<i>44 - Fees and Charges for Services</i>						
151400	4433009	Self Insurance Revenue	2,264,500	3,300,000	3,300,000	2,670,518
			<u>2,264,500</u>	<u>3,300,000</u>	<u>3,300,000</u>	<u>2,670,518</u>
<i>48 - Other Revenue</i>						
000000	4811010	Interest Revenue	40,531	27,000	40,000	40,000
000000	4811014	Texas Daily Interest Revenue	24,115	26,000	-	-
000000	4811015	CD Interest Revenue	55,648	-	-	-
000000	4811016	Prosp Investment Interest Rev	12,035	11,200	9,000	9,000
151431	4860107	Refunds Premium Prior Year	21,456	21,456	800	800
153000	4871010	Recovery Sheriff's Autos	8,337	8,337	-	-
153000	4871012	Recovery Property	-	-	600	600
126100	4871401	Filing Fee for D.C. Self Ins	205	150	120	120
			<u>162,327</u>	<u>94,143</u>	<u>50,520</u>	<u>50,520</u>
6130 - Self Insurance Reserve Fund Total			<u>2,426,827</u>	<u>3,394,143</u>	<u>3,350,520</u>	<u>2,721,038</u>
Total Revenues for Internal Service Funds			<u>26,594,467</u>	<u>25,356,245</u>	<u>22,726,451</u>	<u>22,674,537</u>
<u>43 - Intergovernmental Revenues</u>						
6123 - Employee Benefits			205,021	195,000	85,981	-
			<u>205,021</u>	<u>195,000</u>	<u>85,981</u>	<u>-</u>
<u>44 - Fees and Charges for Services</u>						
6123 - Employee Benefits			14,602,601	15,243,701	13,577,698	18,197,650
6124 - Workers Compensation Fund			850,000	850,000	850,000	850,000
6125 - Unemployment			162,679	165,000	165,000	165,000
6130 - Self Insurance Reserve Fund			2,264,500	3,300,000	3,300,000	2,670,518
			<u>17,879,780</u>	<u>19,558,701</u>	<u>17,892,698</u>	<u>21,883,168</u>
<u>48 - Other Revenue</u>						
6123 - Employee Benefits			1,600,531	3,468,843	2,653,544	712,099
6124 - Workers Compensation Fund			44,765	17,400	21,550	21,550
6125 - Unemployment			77,869	7,200	7,200	7,200
6130 - Self Insurance Reserve Fund			162,327	94,143	50,520	50,520
			<u>1,885,492</u>	<u>3,587,586</u>	<u>2,732,814</u>	<u>791,369</u>
<u>49 - Other Financing Sources</u>						
6123 - Employee Benefits			6,624,174	2,014,958	2,014,958	-
			<u>6,624,174</u>	<u>2,014,958</u>	<u>2,014,958</u>	<u>-</u>
<u>Total All Funds</u>						
6123 - Employee Benefits			23,032,327	20,922,502	18,332,181	18,909,749
6124 - Workers Compensation Fund			894,765	867,400	871,550	871,550
6125 - Unemployment			240,548	172,200	172,200	172,200
6130 - Self Insurance Reserve Fund			2,426,827	3,394,143	3,350,520	2,721,038
			<u>26,594,467</u>	<u>25,356,245</u>	<u>22,726,451</u>	<u>22,674,537</u>

Galveston County, Texas

Department Budget History and Budget (Expenditures) with FY-T-D Actuals

1101 Fund: General Fund
 1100 Department: General Government
 110000 Division: General Government

Current Fiscal Year is 93.4 % Complete

2019 Actual Expenditure	2020 Actual Expenditure	2021 Adopted Budget	2021 Amended Budget	2021 FY-T-D Expenditure	2021 Expenditure Percent	Object	Description	2022 Base Budget	2022 Requested Budget	2022 Adopted Budget
						51	Personnel & Benefits			
245,792	214,561	295,482	295,482	284,992	96 %	5100000	Salaries	304,684	304,684	311,388
445,225	398,067	400,000	604,775	571,760	95 %	5112001	Vac/SickLvPyOut	400,000	400,000	500,000
13,140	0	0	0	0	****	5130000	Overtime	0	0	0
1,992,570	2,327,428	1,381,952	2,056,952	1,331,502	65 %	5151000	Cnty Hlth Insur	24,952	1,381,952	3,526,928
3,007,781	2,007,781	1,000,000	1,000,000	833,333	83 %	5151001	Self Insurance	1,000,000	1,000,000	500,000
9,958	8,453	10,087	13,056	11,962	92 %	5152102	Medicare FICA	10,220	10,220	11,768
83,405	74,307	83,495	112,766	106,587	95 %	5153000	Pension - TCDRS	87,805	87,805	104,428
61,609	51,172	60,126	77,890	72,022	92 %	5154000	Alternate Plan	51,152	60,921	70,147
0	695	0	0	0	****	5154111	Alt Pln-Nonp Emp	0	0	0
2,610	1,448	1,345	1,740	1,120	64 %	5155000	UnemplCompens	2,539	2,539	1,139
783,552	783,552	783,552	783,552	652,960	83 %	5156000	Worker's Compens	0	783,385	195,892
6,645,645	5,867,466	4,016,039	4,946,213	3,866,241	78 %	Subtotals:		1,881,352	4,031,506	5,221,690
						53	Supplies			
3,958	2,062	10,000	10,000	0	0 %	5310000	Admin Supplies	10,000	10,000	10,000
0	371	0	0	0	****	5310001	ExtraordinarySpl	0	0	0
0	0	0	0	0	****	5361001	VHMake Ready	0	0	235,920
3,958	2,434	10,000	10,000	0	0 %	Subtotals:		10,000	10,000	245,920
						54	Other Services and Charges			
74,555	71,340	100,000	100,000	71,105	71 %	5414200	Audit Services	100,000	100,000	100,000
0	0	0	59,860	0	0 %	5415200	Interlocal Agrmt	59,860	59,860	59,860
6,390	6,804	7,000	7,211	7,210	100 %	5417112	ACA Fees	7,000	7,000	7,000
374,256	377,270	385,000	385,000	277,538	72 %	5426200	Bldg Leases/Rntl	385,000	385,000	385,000
1,039,162	509,640	437,500	437,500	373,278	85 %	5481000	Other ContractSv	437,500	421,500	375,500
103,295	0	0	0	0	****	5481018	Cntr Srv Haz Mit	0	0	0
171,678	235,606	210,000	210,000	186,231	89 %	5492100	Mobile Phone Exp	210,000	210,000	210,000
49,537	68,895	85,000	155,000	50,216	32 %	5493100	Marketing and Ad	85,000	85,000	100,000
47,443	20,038	24,000	23,789	10,990	46 %	5496100	Travel and Confe	24,000	24,000	20,000

Galveston County, Texas

Department Budget History and Budget (Expenditures) with FY-T-D Actuals

1101 Fund: General Fund
1100 Department: General Government
110000 Division: General Government

Current Fiscal Year is 93.4 % Complete

2019 Actual Expenditure	2020 Actual Expenditure	2021 Adopted Budget	2021 Amended Budget	2021 FY-T-D Expenditure	2021 Expenditure Percent	Object	Description	2022 Base Budget	2022 Requested Budget	2022 Adopted Budget
7,398	3,021	8,000	8,000	2,695	34 %	5496301	Business Mileage	8,000	8,000	8,000
35,943	19,567	29,200	29,200	28,965	99 %	5498000	Memb&Dues	29,200	29,200	26,700
1,174,813	1,202,934	1,214,336	1,534,507	1,534,506	100 %	5498001	Agency Membershi	1,214,336	1,324,319	1,324,319
16,901	20,667	20,700	20,700	12,879	62 %	5499302	Second Admin Dst	20,700	20,700	20,700
3,101,375	2,535,788	2,520,736	2,970,767	2,555,617	86 %		Subtotals:	2,580,596	2,674,579	2,637,079
						55	Inter/Intragvrnmntl Expenditrs			
2,000	5,000	5,000	5,000	5,000	100 %	5500300	Assistance to Ag	5,000	5,000	5,000
2,000	5,000	5,000	5,000	5,000	100 %		Subtotals:	5,000	5,000	5,000
						56	Other Expenses			
1,113,684	1,113,684	0	0	0	****	5602200	RefndsAdVlrmTx	0	0	0
1,113,684	1,113,684	0	0	0	****		Subtotals:	0	0	0
						57	Capital Outlay			
0	0	0	0	0	****		Subtotals:	0	0	0
						58	Debt Service			
0	0	0	0	0	****		Subtotals:	0	0	0
						59	Other Financing Uses			
238,795	854,662	1,247,830	1,247,830	995,241	80 %	5910100	TTo GM-Mand	1,247,830	1,247,830	800,000
6,081	143,378	75,000	75,000	74,554	99 %	5910200	TTo GM-Disc	75,000	75,000	200,000
244,877	998,041	1,322,830	1,322,830	1,069,796	81 %		Subtotals:	1,322,830	1,322,830	1,000,000
11,111,541	10,522,415	7,874,605	9,254,810	7,496,655	81 %		Fund Cost Center Totals:	5,799,778	8,043,915	9,109,689

Galveston County, Texas

Department Budget History and Budget (Expenditures) with FY-T-D Actuals

1101 Fund: General Fund
 1110 Department: County Judge
 111000 Division: County Judge

Current Fiscal Year is 93.4 % Complete

2019 Actual Expenditure	2020 Actual Expenditure	2021 Adopted Budget	2021 Amended Budget	2021 FY-T-D Expenditure	2021 Expenditure Percent	Object	Description	2022 Base Budget	2022 Requested Budget	2022 Adopted Budget
						51	Personnel & Benefits			
362,569	394,680	416,378	416,378	384,347	92 %	5100000	Salaries	416,378	416,378	422,505
12,000	12,000	12,000	12,000	11,000	92 %	5111003	Auto Allowances	12,000	12,000	14,400
0	47	0	0	0	****	5130000	Overtime	0	0	0
26,644	27,232	30,244	30,244	26,150	86 %	5151000	Cnty Hlth Insur	30,244	30,244	32,640
5,452	5,920	6,214	6,214	5,754	93 %	5152102	Medicare FICA	6,214	6,214	6,338
43,037	48,070	51,429	53,742	47,697	89 %	5153000	Pension - TCDRS	53,379	53,379	56,232
31,779	34,223	37,035	37,035	33,226	90 %	5154000	Alternate Plan	37,035	37,035	37,773
699	517	433	433	360	83 %	5155000	UnemplCompens	807	807	324
-638	-740	0	0	0	****	5190001	FEMA Salary/Bnft	0	0	0
481,544	521,950	553,733	556,046	508,538	91 %	Subtotals:		556,057	556,057	570,212
						53	Supplies			
4,323	4,172	4,600	4,600	2,730	59 %	5310000	Admin Supplies	4,600	4,600	4,600
4,323	4,172	4,600	4,600	2,730	59 %	Subtotals:		4,600	4,600	4,600
						54	Other Services and Charges			
581	199	1,500	1,500	210	14 %	5499231	In-House Meeting	1,500	1,500	1,500
581	199	1,500	1,500	210	14 %	Subtotals:		1,500	1,500	1,500
						56	Other Expenses			
0	0	0	0	0	****	Subtotals:		0	0	0
486,449	526,322	559,833	562,146	511,479	91 %	Fund Cost Center Totals:		562,157	562,157	576,312

Galveston County, Texas

Department Budget History and Budget (Expenditures) with FY-T-D Actuals

1101 Fund: General Fund
 1111 Department: Commissioners' Crt
 111101 Division: County Commissioner-Pct 1

Current Fiscal Year is 93.4 % Complete

2019 Actual Expenditure	2020 Actual Expenditure	2021 Adopted Budget	2021 Amended Budget	2021 FY-T-D Expenditure	2021 Expenditure Percent	Object	Description	2022 Base Budget	2022 Requested Budget	2022 Adopted Budget
						51	Personnel & Benefits			
156,508	173,637	172,421	172,421	159,157	92 %	5100000	Salaries	172,421	172,421	175,018
12,000	12,000	12,000	12,000	11,000	92 %	5111003	Auto Allowances	12,000	12,000	14,400
13,322	13,616	15,122	15,122	13,075	86 %	5151000	Cnty Hlth Insur	15,122	15,122	16,320
2,457	2,705	2,675	2,675	2,480	93 %	5152102	Medicare FICA	2,675	2,675	2,748
18,577	21,153	22,141	23,137	19,751	85 %	5153000	Pension - TCDRS	22,980	22,980	24,379
13,717	15,052	15,944	15,944	13,759	86 %	5154000	Alternate Plan	15,944	15,944	16,376
184	120	101	101	84	83 %	5155000	UnemplCompens	187	187	77
216,767	238,285	240,404	241,400	219,308	91 %		Subtotals:	241,329	241,329	249,318
						53	Supplies			
0	0	800	800	15	2 %	5310000	Admin Supplies	800	800	800
0	0	800	800	15	2 %		Subtotals:	800	800	800
						54	Other Services and Charges			
91	0	100	100	0	0 %	5496301	Business Mileage	100	100	100
91	0	100	100	0	0 %		Subtotals:	100	100	100
						56	Other Expenses			
0	0	0	0	0	****		Subtotals:	0	0	0
216,859	238,285	241,304	242,300	219,323	91 %		Fund Cost Center Totals:	242,229	242,229	250,218

Galveston County, Texas

Department Budget History and Budget (Expenditures) with FY-T-D Actuals

1101 Fund: General Fund
 1111 Department: Commissioners' Crt
 111102 Division: County Commissioner-Pct 2

Current Fiscal Year is 93.4 % Complete

2019 Actual Expenditure	2020 Actual Expenditure	2021 Adopted Budget	2021 Amended Budget	2021 FY-T-D Expenditure	2021 Expenditure Percent	Object	Description	2022 Base Budget	2022 Requested Budget	2022 Adopted Budget
						51	Personnel & Benefits			
156,508	172,014	172,421	172,421	159,157	92 %	5100000	Salaries	172,421	172,421	175,018
12,000	12,000	12,000	12,000	11,000	92 %	5111003	Auto Allowances	12,000	12,000	14,400
13,322	13,616	15,122	15,122	13,075	86 %	5151000	Cnty Hlth Insur	15,122	15,122	16,320
2,464	2,689	2,675	2,675	2,487	93 %	5152102	Medicare FICA	2,675	2,675	2,748
18,577	20,954	22,141	23,137	19,751	85 %	5153000	Pension - TCDRS	22,980	22,980	24,379
13,717	14,911	15,944	15,944	13,759	86 %	5154000	Alternate Plan	15,944	15,944	16,376
184	120	101	101	84	83 %	5155000	UnemplCompens	187	187	77
216,775	236,307	240,404	241,400	219,315	91 %	Subtotals:		241,329	241,329	249,318
						53	Supplies			
589	155	800	800	180	23 %	5310000	Admin Supplies	800	800	800
589	155	800	800	180	23 %	Subtotals:		800	800	800
						54	Other Services and Charges			
0	0	100	100	0	0 %	5496301	Business Mileage	100	100	100
0	0	100	100	0	0 %	Subtotals:		100	100	100
						56	Other Expenses			
0	0	0	0	0	****	Subtotals:		0	0	0
217,364	236,462	241,304	242,300	219,496	91 %	Fund Cost Center Totals:		242,229	242,229	250,218

Galveston County, Texas

Department Budget History and Budget (Expenditures) with FY-T-D Actuals

1101 Fund: General Fund
 1111 Department: Commissioners' Crt
 111103 Division: County Commissioner-Pct 3

Current Fiscal Year is 93.4 % Complete

2019 Actual Expenditure	2020 Actual Expenditure	2021 Adopted Budget	2021 Amended Budget	2021 FY-T-D Expenditure	2021 Expenditure Percent	Object	Description	2022 Base Budget	2022 Requested Budget	2022 Adopted Budget
						51	Personnel & Benefits			
156,508	185,918	187,271	187,271	172,865	92 %	5100000	Salaries	187,271	187,271	190,610
12,000	12,000	12,000	12,000	11,000	92 %	5111003	Auto Allowances	12,000	12,000	14,400
13,322	13,616	15,122	15,122	13,075	86 %	5151000	Cnty Hlth Insur	15,122	15,122	16,320
2,461	2,892	2,891	2,891	2,688	93 %	5152102	Medicare FICA	2,891	2,891	2,974
18,577	22,648	23,923	24,999	21,452	86 %	5153000	Pension - TCDRS	24,830	24,830	26,386
13,717	16,117	17,228	17,228	14,944	87 %	5154000	Alternate Plan	17,228	17,228	17,724
184	155	129	129	107	83 %	5155000	UnemplCompens	241	241	99
216,771	253,348	258,564	259,640	236,133	91 %	Subtotals:		259,583	259,583	268,513
						53	Supplies			
267	133	800	800	436	55 %	5310000	Admin Supplies	800	800	800
267	133	800	800	436	55 %	Subtotals:		800	800	800
						54	Other Services and Charges			
880	100	1,000	1,000	175	18 %	5496100	Travel and Confe	1,000	1,000	1,000
0	0	100	100	0	0 %	5496301	Business Mileage	100	100	100
880	100	1,100	1,100	175	16 %	Subtotals:		1,100	1,100	1,100
						56	Other Expenses			
0	0	0	0	0	****	Subtotals:		0	0	0
217,919	253,582	260,464	261,540	236,745	91 %	Fund Cost Center Totals:		261,483	261,483	270,413

Galveston County, Texas

Department Budget History and Budget (Expenditures) with FY-T-D Actuals

1101 Fund: General Fund
 1111 Department: Commissioners' Crt
 111104 Division: County Commissioner-Pct 4

Current Fiscal Year is 93.4 % Complete

2019 Actual Expenditure	2020 Actual Expenditure	2021 Adopted Budget	2021 Amended Budget	2021 FY-T-D Expenditure	2021 Expenditure Percent	Object	Description	2022 Base Budget	2022 Requested Budget	2022 Adopted Budget
						51	Personnel & Benefits			
105,341	121,327	169,089	169,089	111,230	66 %	5100000	Salaries	169,089	169,089	169,089
12,000	12,000	12,000	12,000	11,000	92 %	5111003	Auto Allowances	12,000	12,000	14,400
6,661	6,808	15,122	15,122	6,537	43 %	5151000	Cnty Hlth Insur	7,561	15,122	16,320
1,713	1,945	2,627	2,627	1,783	68 %	5152102	Medicare FICA	2,627	2,627	2,662
12,504	14,781	21,741	22,719	13,803	61 %	5153000	Pension - TCDRS	22,565	22,565	23,616
9,232	10,517	15,656	15,656	9,615	61 %	5154000	Alternate Plan	15,656	15,656	15,864
184	114	94	94	78	83 %	5155000	UnemplCompens	175	175	69
147,636	167,493	236,329	237,307	154,050	65 %	Subtotals:		229,673	237,234	242,020
						53	Supplies			
0	0	800	800	0	0 %	5310000	Admin Supplies	800	800	800
0	0	800	800	0	0 %	Subtotals:		800	800	800
						54	Other Services and Charges			
0	0	100	100	0	0 %	5496301	Business Mileage	100	100	100
0	0	100	100	0	0 %	Subtotals:		100	100	100
						56	Other Expenses			
0	0	0	0	0	****	Subtotals:		0	0	0
147,636	167,493	237,229	238,207	154,050	65 %	Fund Cost Center Totals:		230,573	238,134	242,920

Galveston County, Texas

Department Budget History and Budget (Expenditures) with FY-T-D Actuals

1101 Fund: General Fund
1140 Department: County Clerk
114000 Division: County Clerk

Current Fiscal Year is 93.4 % Complete

2019 Actual Expenditure	2020 Actual Expenditure	2021 Adopted Budget	2021 Amended Budget	2021 FY-T-D Expenditure	2021 Expenditure Percent	Object	Description	2022 Base Budget	2022 Requested Budget	2022 Adopted Budget
						51	Personnel & Benefits			
1,467,469	1,555,243	1,518,435	1,518,435	1,418,158	93 %	5100000	Salaries	1,504,222	1,501,154	1,527,881
3,808	591	4,000	4,000	611	15 %	5130000	Overtime	4,000	4,000	4,000
229,624	226,309	264,635	264,635	212,359	80 %	5151000	Cnty Hlth Insur	257,074	264,635	285,600
21,535	22,713	22,091	22,091	20,749	94 %	5152102	Medicare FICA	21,884	21,840	22,226
174,641	189,001	182,784	191,006	176,060	92 %	5153000	Pension - TCDRS	187,939	187,556	197,169
128,957	134,544	114,416	133,383	122,653	92 %	5154000	Alternate Plan	104,239	130,139	132,449
4,934	3,514	2,739	2,739	2,282	83 %	5155000	UnemplCompens	5,038	5,028	2,006
2,030,969	2,131,917	2,109,100	2,136,289	1,952,875	91 %	Subtotals:		2,084,396	2,114,352	2,171,331
						53	Supplies			
15,812	17,195	20,000	20,000	8,932	45 %	5310000	Admin Supplies	20,000	20,000	20,000
310	716	500	500	272	54 %	5317000	BooksPriodcls	500	500	500
16,122	17,911	20,500	20,500	9,204	45 %	Subtotals:		20,500	20,500	20,500
						54	Other Services and Charges			
798	1,595	3,000	3,000	957	32 %	5423000	M&R Equip	3,000	3,000	3,000
66	193	240	240	0	0 %	5493100	Marketing and Ad	240	240	240
5,102	4,560	4,000	4,000	3,493	87 %	5496100	Travel and Confe	4,000	4,000	4,000
975	368	800	800	278	35 %	5496301	Business Mileage	800	800	800
525	250	780	780	525	67 %	5498000	Memb&Dues	780	525	525
7,466	6,966	8,820	8,820	5,254	60 %	Subtotals:		8,820	8,565	8,565
						56	Other Expenses			
0	0	0	0	0	****	Subtotals:		0	0	0
						57	Capital Outlay			
0	0	0	0	0	****	Subtotals:		0	0	0

Galveston County, Texas

Department Budget History and Budget (Expenditures) with FY-T-D Actuals

1101 Fund: General Fund
 1140 Department: County Clerk
 114000 Division: County Clerk

Current Fiscal Year is 93.4 % Complete

2019 Actual Expenditure	2020 Actual Expenditure	2021 Adopted Budget	2021 Amended Budget	2021 FY-T-D Expenditure	2021 Expenditure Percent	Object	Description	2022 Base Budget	2022 Requested Budget	2022 Adopted Budget
2,054,558	2,156,795	2,138,420	2,165,609	1,967,334	91 %		Fund Cost Center Totals:	2,113,716	2,143,417	2,200,396

Galveston County, Texas

Department Budget History and Budget (Expenditures) with FY-T-D Actuals

1101 Fund: General Fund
1140 Department: County Clerk
114030 Division: Election Expense

Current Fiscal Year is 93.4 % Complete

2019 Actual Expenditure	2020 Actual Expenditure	2021 Adopted Budget	2021 Amended Budget	2021 FY-T-D Expenditure	2021 Expenditure Percent	Object	Description	2022 Base Budget	2022 Requested Budget	2022 Adopted Budget
						51	Personnel & Benefits			
256,403	297,655	287,304	287,304	248,028	86 %	5100000	Salaries	287,304	280,501	294,039
194,581	530,895	804,000	804,000	761,357	95 %	5120001	Seasonal Help	804,000	600,000	600,000
6,817	17,515	30,000	30,000	10,165	34 %	5130000	Overtime	30,000	30,000	30,000
37,175	40,848	45,366	45,366	36,027	79 %	5151000	Cnty Hlth Insur	45,366	45,366	48,960
6,633	11,180	16,262	16,262	13,210	81 %	5152102	Medicare FICA	16,262	13,205	13,400
30,629	37,263	38,094	39,808	31,679	80 %	5153000	Pension - TCDRS	39,539	38,691	41,707
22,617	26,514	27,434	27,434	22,085	81 %	5154000	Alternate Plan	27,434	26,846	28,016
685	1,586	11,015	11,015	2,142	19 %	5154111	Alt Pln-Nonp Emp	11,015	8,220	8,220
2,037	1,528	2,168	2,168	1,760	81 %	5155000	UnemplCompens	4,040	3,280	1,297
557,581	964,987	1,261,643	1,263,357	1,126,457	89 %	Subtotals:		1,264,960	1,046,109	1,065,639
						53	Supplies			
9,524	3,922	10,000	10,000	4,613	46 %	5310000	Admin Supplies	10,000	10,000	10,000
0	0	4,900	4,900	0	0 %	5310001	ExtraordinarySpl	4,900	0	0
9,524	3,922	14,900	14,900	4,613	31 %	Subtotals:		14,900	10,000	10,000
						54	Other Services and Charges			
35,010	133,008	245,100	245,100	223,564	91 %	5423000	M&R Equip	245,100	197,500	197,500
56,294	77,887	107,000	107,000	56,250	53 %	5481000	Other ContractSv	107,000	105,000	105,000
0	211	800	800	427	53 %	5493100	Marketing and Ad	800	800	800
7,313	48	6,000	6,000	744	12 %	5496100	Travel and Confe	6,000	7,500	6,000
2,802	1,806	4,000	4,000	2,184	55 %	5496301	Business Mileage	4,000	4,000	4,000
0	0	160	160	0	0 %	5498000	Memb&Dues	160	0	0
13,088	35,519	40,000	40,000	20,947	52 %	5499201	Election Expense	40,000	40,000	40,000
114,508	248,482	403,060	403,060	304,118	75 %	Subtotals:		403,060	354,800	353,300
						56	Other Expenses			

Galveston County, Texas

Department Budget History and Budget (Expenditures) with FY-T-D Actuals

1101 Fund: General Fund
 1140 Department: County Clerk
 114030 Division: Election Expense

Current Fiscal Year is 93.4 % Complete

2019 Actual Expenditure	2020 Actual Expenditure	2021 Adopted Budget	2021 Amended Budget	2021 FY-T-D Expenditure	2021 Expenditure Percent	Object	Description	2022 Base Budget	2022 Requested Budget	2022 Adopted Budget
0	0	0	0	0	****		Subtotals:	0	0	0
						57	Capital Outlay			
0	0	0	0	0	****		Subtotals:	0	0	0
681,614	1,217,392	1,679,603	1,681,317	1,435,190	85 %		Fund Cost Center Totals:	1,682,920	1,410,909	1,428,939

Galveston County, Texas

Department Budget History and Budget (Expenditures) with FY-T-D Actuals

1101 Fund: General Fund
1175 Department: Veteran's Services
117500 Division: Veteran's Services

Current Fiscal Year is 93.4 % Complete

2019 Actual Expenditure	2020 Actual Expenditure	2021 Adopted Budget	2021 Amended Budget	2021 FY-T-D Expenditure	2021 Expenditure Percent	Object	Description	2022 Base Budget	2022 Requested Budget	2022 Adopted Budget
						51	Personnel & Benefits			
120,040	140,803	139,897	139,897	128,582	92 %	5100000	Salaries	139,897	139,897	144,750
19,983	20,424	22,683	22,683	19,521	86 %	5151000	Cnty Hlth Insur	22,683	22,683	24,480
1,772	2,084	2,030	2,030	1,904	94 %	5152102	Medicare FICA	2,030	2,030	2,101
14,248	17,154	16,796	17,552	15,957	91 %	5153000	Pension - TCDRS	17,432	17,432	18,630
10,522	12,205	12,095	12,095	11,115	92 %	5154000	Alternate Plan	12,095	12,095	12,515
432	323	272	272	226	83 %	5155000	UnemplCompens	506	506	204
166,998	192,995	193,773	194,529	177,309	91 %	Subtotals:		194,643	194,643	202,680
						53	Supplies			
1,477	1,049	1,700	1,700	632	37 %	5310000	Admin Supplies	1,700	1,700	1,700
179	114	300	300	208	69 %	5312101	Uniforms	300	300	300
0	0	100	100	0	0 %	5317000	BooksPriodcls	100	100	100
1,656	1,163	2,100	2,100	840	40 %	Subtotals:		2,100	2,100	2,100
						54	Other Services and Charges			
0	0	0	1,350	0	0 %	5419301	Software Licensi	0	1,350	1,350
1,703	1,538	2,800	1,450	0	0 %	5496100	Travel and Confe	2,800	950	950
75	0	800	800	0	0 %	5496301	Business Mileage	800	650	650
0	50	100	100	650	650 %	5498000	Memb&Dues	100	100	100
1,779	1,588	3,700	3,700	650	18 %	Subtotals:		3,700	3,050	3,050
						56	Other Expenses			
0	0	0	0	0	****	Subtotals:		0	0	0
170,434	195,747	199,573	200,329	178,800	89 %	Fund Cost Center Totals:		200,443	199,793	207,830

Galveston County, Texas

Department Budget History and Budget (Expenditures) with FY-T-D Actuals

1101 Fund: General Fund
 1208 Department: Mental Health Court Program
 120800 Division: Mental Health Court Program

Current Fiscal Year is 93.4 % Complete

2019 Actual Expenditure	2020 Actual Expenditure	2021 Adopted Budget	2021 Amended Budget	2021 FY-T-D Expenditure	2021 Expenditure Percent	Object	Description	2022 Base Budget	2022 Requested Budget	2022 Adopted Budget
						54	Other Services and Charges			
0	24,500	0	0	0	****	5481000	Other ContractSv	0	0	0
0	1,463	0	0	0	****	5496100	Travel and Confe	0	0	0
0	25,963	0	0	0	****	Subtotals:		0	0	0
0	25,963	0	0	0	****	Fund Cost Center Totals:		0	0	0

Galveston County, Texas

Department Budget History and Budget (Expenditures) with FY-T-D Actuals

1101 Fund: General Fund
 1209 Department: Veteran's Court
 120900 Division: Veterans Participation Program

Current Fiscal Year is 93.4 % Complete

2019 Actual Expenditure	2020 Actual Expenditure	2021 Adopted Budget	2021 Amended Budget	2021 FY-T-D Expenditure	2021 Expenditure Percent	Object	Description	2022 Base Budget	2022 Requested Budget	2022 Adopted Budget
						53	Supplies			
664	0	0	0	0	****	5310000	Admin Supplies	0	0	0
664	0	0	0	0	****		Subtotals:	0	0	0
						54	Other Services and Charges			
2,798	0	0	0	0	****	5411100	Admin Costs	0	0	0
10,000	0	0	0	0	****	5431201	Crt Apptd Attorn	0	0	0
8,056	0	0	0	0	****	5496100	Travel and Confe	0	0	0
385	0	0	0	0	****	5499231	In-House Meeting	0	0	0
21,240	0	0	0	0	****		Subtotals:	0	0	0
21,904	0	0	0	0	****		Fund Cost Center Totals:	0	0	0

Galveston County, Texas

Department Budget History and Budget (Expenditures) with FY-T-D Actuals

1101 Fund: General Fund
1211 Department: 10th Dist Crt
121100 Division: 10th District Court

Current Fiscal Year is 93.4 % Complete

2019 Actual Expenditure	2020 Actual Expenditure	2021 Adopted Budget	2021 Amended Budget	2021 FY-T-D Expenditure	2021 Expenditure Percent	Object	Description	2022 Base Budget	2022 Requested Budget	2022 Adopted Budget
						51	Personnel & Benefits			
155,692	163,605	168,182	168,182	155,243	92 %	5100000	Salaries	168,182	168,182	173,846
13,322	13,616	22,683	22,683	13,075	58 %	5151000	Cnty Hlth Insur	22,683	22,683	24,480
2,279	2,393	2,440	2,440	2,271	93 %	5152102	Medicare FICA	2,440	2,440	2,522
18,480	19,927	20,192	21,100	19,265	91 %	5153000	Pension - TCDRS	20,956	20,956	22,375
13,646	14,183	14,541	14,541	13,420	92 %	5154000	Alternate Plan	14,541	14,541	15,031
495	347	291	291	242	83 %	5155000	UnemplCompens	542	542	220
203,915	214,073	228,329	229,237	203,519	89 %	Subtotals:		229,344	229,344	238,474
						53	Supplies			
287	332	1,500	1,500	171	11 %	5310000	Admin Supplies	1,500	1,500	1,500
650	0	0	0	0	****	5310001	ExtraordinarySpl	0	0	0
937	332	1,500	1,500	171	11 %	Subtotals:		1,500	1,500	1,500
						54	Other Services and Charges			
333	150	1,600	1,600	0	0 %	5496100	Travel and Confe	1,600	1,600	1,600
320	165	850	850	165	19 %	5498000	Memb&Dues	850	850	850
653	315	2,450	2,450	165	7 %	Subtotals:		2,450	2,450	2,450
						56	Other Expenses			
0	0	0	0	0	****	Subtotals:		0	0	0
205,506	214,721	232,279	233,187	203,856	87 %	Fund Cost Center Totals:		233,294	233,294	242,424

Galveston County, Texas

Department Budget History and Budget (Expenditures) with FY-T-D Actuals

1101 Fund: General Fund
 1212 Department: 56th District Court
 121200 Division: 56th District Court

Current Fiscal Year is 93.4 % Complete

2019 Actual Expenditure	2020 Actual Expenditure	2021 Adopted Budget	2021 Amended Budget	2021 FY-T-D Expenditure	2021 Expenditure Percent	Object	Description	2022 Base Budget	2022 Requested Budget	2022 Adopted Budget
						51	Personnel & Benefits			
155,711	164,689	163,491	163,491	148,073	91 %	5100000	Salaries	163,491	163,491	168,919
20,176	20,424	22,683	22,683	19,613	86 %	5151000	Cnty Hlth Insur	22,683	22,683	24,480
2,277	2,404	2,372	2,372	2,158	91 %	5152102	Medicare FICA	2,372	2,372	2,451
18,483	20,063	19,628	20,511	18,380	90 %	5153000	Pension - TCDRS	20,372	20,372	21,741
13,648	14,276	14,135	14,135	12,801	91 %	5154000	Alternate Plan	14,135	14,135	14,605
495	336	282	282	235	83 %	5155000	UnemplCompens	525	525	213
210,791	222,195	222,591	223,474	201,262	90 %	Subtotals:		223,578	223,578	232,409
						53	Supplies			
680	427	1,500	1,500	265	18 %	5310000	Admin Supplies	1,500	1,500	1,500
680	427	1,500	1,500	265	18 %	Subtotals:		1,500	1,500	1,500
						54	Other Services and Charges			
301	0	2,300	2,300	543	24 %	5496100	Travel and Confe	2,300	2,300	2,300
430	270	700	700	0	0 %	5498000	Memb&Dues	700	700	700
731	270	3,000	3,000	543	18 %	Subtotals:		3,000	3,000	3,000
						56	Other Expenses			
0	0	0	0	0	****	Subtotals:		0	0	0
212,203	222,892	227,091	227,974	202,070	89 %	Fund Cost Center Totals:		228,078	228,078	236,909

Galveston County, Texas

Department Budget History and Budget (Expenditures) with FY-T-D Actuals

1101 Fund: General Fund
1213 Department: 122nd District Court
121300 Division: 122nd District Court

Current Fiscal Year is 93.4 % Complete

2019 Actual Expenditure	2020 Actual Expenditure	2021 Adopted Budget	2021 Amended Budget	2021 FY-T-D Expenditure	2021 Expenditure Percent	Object	Description	2022 Base Budget	2022 Requested Budget	2022 Adopted Budget
						51	Personnel & Benefits			
153,110	168,452	166,288	171,366	157,020	92 %	5100000	Salaries	173,058	173,058	178,717
19,983	19,902	22,683	22,683	18,740	83 %	5151000	Cnty Hlth Insur	15,122	22,683	24,480
2,262	2,484	2,412	2,486	2,323	93 %	5152102	Medicare FICA	2,510	2,510	2,593
18,174	20,416	19,965	21,496	19,488	91 %	5153000	Pension - TCDRS	21,564	21,564	23,003
13,420	14,531	9,966	15,401	13,620	88 %	5154000	Alternate Plan	9,966	14,962	15,452
495	342	278	288	231	80 %	5155000	UnemplCompens	542	542	219
207,445	226,130	221,592	233,720	211,424	90 %		Subtotals:	222,762	235,319	244,464
						53	Supplies			
1,418	1,131	1,500	1,500	872	58 %	5310000	Admin Supplies	1,500	1,500	1,500
0	0	0	1,000	0	0 %	5310001	ExtraordinarySpl	0	0	0
1,418	1,131	1,500	2,500	872	35 %		Subtotals:	1,500	1,500	1,500
						54	Other Services and Charges			
0	0	1,600	600	500	83 %	5496100	Travel and Confe	1,600	1,600	600
270	150	850	850	0	0 %	5498000	Memb&Dues	850	850	850
270	150	2,450	1,450	500	34 %		Subtotals:	2,450	2,450	1,450
						56	Other Expenses			
0	0	0	0	0	****		Subtotals:	0	0	0
209,134	227,411	225,542	237,670	212,797	90 %		Fund Cost Center Totals:	226,712	239,269	247,414

Galveston County, Texas

Department Budget History and Budget (Expenditures) with FY-T-D Actuals

1101 Fund: General Fund
1214 Department: 212th District Court
121400 Division: 212th District Court

Current Fiscal Year is 93.4 % Complete

2019 Actual Expenditure	2020 Actual Expenditure	2021 Adopted Budget	2021 Amended Budget	2021 FY-T-D Expenditure	2021 Expenditure Percent	Object	Description	2022 Base Budget	2022 Requested Budget	2022 Adopted Budget
						51	Personnel & Benefits			
131,276	162,189	166,138	166,138	152,691	92 %	5100000	Salaries	166,138	166,138	171,701
11,016	13,616	22,683	22,683	13,075	58 %	5151000	Cnty Hlth Insur	22,683	22,683	24,480
1,928	2,385	2,410	2,410	2,245	93 %	5152102	Medicare FICA	2,410	2,410	2,491
15,582	19,762	19,946	20,843	18,949	91 %	5153000	Pension - TCDRS	20,702	20,702	22,099
11,506	14,059	6,387	14,364	13,200	92 %	5154000	Alternate Plan	6,387	14,364	14,846
495	343	287	287	239	83 %	5155000	UnemplCompens	535	535	217
171,805	212,355	217,851	226,725	200,400	88 %	Subtotals:		218,855	226,832	235,834
						53	Supplies			
1,305	1,408	1,500	1,500	502	33 %	5310000	Admin Supplies	1,500	1,500	1,500
1,305	1,408	1,500	1,500	502	33 %	Subtotals:		1,500	1,500	1,500
						54	Other Services and Charges			
1,737	0	1,400	1,400	150	11 %	5496100	Travel and Confe	1,400	1,400	1,400
345	75	650	650	435	67 %	5498000	Memb&Dues	650	650	650
2,082	75	2,050	2,050	585	29 %	Subtotals:		2,050	2,050	2,050
						56	Other Expenses			
0	0	0	0	0	****	Subtotals:		0	0	0
175,193	213,839	221,401	230,275	201,489	87 %	Fund Cost Center Totals:		222,405	230,382	239,384

Galveston County, Texas

Department Budget History and Budget (Expenditures) with FY-T-D Actuals

1101 Fund: General Fund
 1215 Department: 306th District Court
 121500 Division: 306th District Court

Current Fiscal Year is 93.4 % Complete

2019 Actual Expenditure	2020 Actual Expenditure	2021 Adopted Budget	2021 Amended Budget	2021 FY-T-D Expenditure	2021 Expenditure Percent	Object	Description	2022 Base Budget	2022 Requested Budget	2022 Adopted Budget
						51	Personnel & Benefits			
180,802	190,252	191,771	191,771	176,081	92 %	5100000	Salaries	191,771	191,771	197,334
14,078	14,764	24,007	24,007	14,172	59 %	5151000	Cnty Hlth Insur	24,007	24,007	25,908
2,645	2,784	2,782	2,782	2,582	93 %	5152102	Medicare FICA	2,782	2,782	2,863
21,461	23,175	23,024	24,060	21,852	91 %	5153000	Pension - TCDRS	23,896	23,896	25,398
15,847	16,493	16,580	16,580	15,222	92 %	5154000	Alternate Plan	16,580	16,580	17,062
586	401	337	337	280	83 %	5155000	UnemplCompens	628	628	253
235,420	247,871	258,501	259,537	230,192	89 %		Subtotals:	259,664	259,664	268,818
						53	Supplies			
1,407	1,137	1,500	1,500	960	64 %	5310000	Admin Supplies	1,500	1,500	1,500
1,407	1,137	1,500	1,500	960	64 %		Subtotals:	1,500	1,500	1,500
						54	Other Services and Charges			
472	1,445	2,850	2,850	65	2 %	5496100	Travel and Confe	2,850	2,850	2,850
484	280	625	625	280	45 %	5498000	Memb&Dues	625	625	625
957	1,725	3,475	3,475	345	10 %		Subtotals:	3,475	3,475	3,475
						56	Other Expenses			
0	0	0	0	0	****		Subtotals:	0	0	0
237,785	250,734	263,476	264,512	231,497	88 %		Fund Cost Center Totals:	264,639	264,639	273,793

Galveston County, Texas

Department Budget History and Budget (Expenditures) with FY-T-D Actuals

1101 Fund: General Fund
1216 Department: 405th District Court
121600 Division: 405th District Crt

Current Fiscal Year is 93.4 % Complete

2019 Actual Expenditure	2020 Actual Expenditure	2021 Adopted Budget	2021 Amended Budget	2021 FY-T-D Expenditure	2021 Expenditure Percent	Object	Description	2022 Base Budget	2022 Requested Budget	2022 Adopted Budget
						51	Personnel & Benefits			
134,517	177,370	178,354	178,354	164,633	92 %	5100000	Salaries	178,354	178,354	184,527
11,277	13,616	22,683	22,683	13,075	58 %	5151000	Cnty Hlth Insur	22,683	22,683	24,480
1,991	2,582	2,587	2,587	2,399	93 %	5152102	Medicare FICA	2,587	2,587	2,677
16,238	21,606	21,413	22,376	20,431	91 %	5153000	Pension - TCDRS	22,224	22,224	23,750
11,865	15,376	15,420	15,420	14,232	92 %	5154000	Alternate Plan	15,420	15,420	15,955
535	371	311	311	259	83 %	5155000	UnemplCompens	579	579	235
176,426	230,923	240,768	241,731	215,031	89 %	Subtotals:		241,847	241,847	251,624
						53	Supplies			
1,906	1,062	1,500	1,500	512	34 %	5310000	Admin Supplies	1,500	1,500	1,500
1,906	1,062	1,500	1,500	512	34 %	Subtotals:		1,500	1,500	1,500
						54	Other Services and Charges			
0	0	2,500	2,500	764	31 %	5496100	Travel and Confe	2,500	2,500	2,500
515	400	850	850	604	71 %	5498000	Memb&Dues	850	850	850
515	400	3,350	3,350	1,368	41 %	Subtotals:		3,350	3,350	3,350
						56	Other Expenses			
0	0	0	0	0	****	Subtotals:		0	0	0
178,848	232,385	245,618	246,581	216,912	88 %	Fund Cost Center Totals:		246,697	246,697	256,474

Galveston County, Texas

Department Budget History and Budget (Expenditures) with FY-T-D Actuals

1101 Fund: General Fund
1219 Department: District Court Administration
121900 Division: District Court Administration

Current Fiscal Year is 93.4 % Complete

2019 Actual Expenditure	2020 Actual Expenditure	2021 Adopted Budget	2021 Amended Budget	2021 FY-T-D Expenditure	2021 Expenditure Percent	Object	Description	2022 Base Budget	2022 Requested Budget	2022 Adopted Budget
						51	Personnel & Benefits			
273,235	278,644	289,547	289,547	236,806	82 %	5100000	Salaries	283,442	284,844	292,311
0	0	3,100	3,100	0	0 %	5130000	Overtime	3,100	3,100	3,100
35,943	36,802	49,147	49,147	34,343	70 %	5151000	Cnty Hlth Insur	30,244	45,366	48,960
4,014	4,094	4,247	4,247	3,452	81 %	5152102	Medicare FICA	4,158	4,179	4,286
31,128	32,677	33,935	35,461	28,188	79 %	5153000	Pension - TCDRS	34,461	34,636	36,736
22,985	23,255	20,094	25,301	19,651	78 %	5154000	Alternate Plan	23,910	24,032	24,677
150	139	137	145	132	91 %	5154111	Alt Pln-Nonp Emp	137	137	137
1,031	677	568	568	473	83 %	5155000	UnemplCompens	1,035	1,040	417
368,489	376,290	400,775	407,516	323,047	79 %	Subtotals:		380,487	397,334	410,624
						53	Supplies			
3,760	3,179	6,000	6,000	3,736	62 %	5310000	Admin Supplies	6,000	6,000	6,000
8,748	3,589	11,000	11,000	4,386	40 %	5310002	Oper Supplies	11,000	11,000	11,000
0	0	8,400	2,400	0	0 %	5317000	BooksPriodcls	8,400	8,400	8,400
12,508	6,768	25,400	19,400	8,122	42 %	Subtotals:		25,400	25,400	25,400
						54	Other Services and Charges			
3,100	6,224	8,000	8,000	2,544	32 %	5411102	Prof Srv Trnscpt	8,000	8,000	8,000
1,562	5,025	6,000	6,000	475	8 %	5412098	Medical Examinat	6,000	6,000	6,000
0	0	0	26,000	21,526	83 %	5413020	Other Litigation	20,000	20,000	20,000
290	2,302	10,000	10,000	0	0 %	5431000	Interpreters	10,000	10,000	10,000
27,000	14,873	27,000	27,000	27,000	100 %	5431009	Court of Appeals	27,000	27,000	27,000
10,414	3,439	9,000	0	0	****	5431050	Jury Expend	9,000	0	0
44,039	11,001	26,000	26,000	12,598	48 %	5431121	Court Reporter	26,000	26,000	26,000
712,981	795,095	770,000	1,170,000	1,039,605	89 %	5431239	FamChldPrctn	770,000	900,000	900,000
15,399	357	10,000	10,000	3,380	34 %	5431301	Relief Judges	10,000	10,000	10,000
122,482	184,348	225,000	225,000	203,700	91 %	5432400	AttyBailRevHrng	225,000	225,000	225,000
301	0	2,400	2,400	0	0 %	5496100	Travel and Confe	2,400	2,400	2,400
160	0	400	400	0	0 %	5498000	Memb&Dues	400	400	400

Galveston County, Texas

Department Budget History and Budget (Expenditures) with FY-T-D Actuals

1101 Fund: General Fund
 1219 Department: District Court Administration
 121900 Division: District Court Administration

Current Fiscal Year is 93.4 % Complete

2019 Actual Expenditure	2020 Actual Expenditure	2021 Adopted Budget	2021 Amended Budget	2021 FY-T-D Expenditure	2021 Expenditure Percent	Object	Description	2022 Base Budget	2022 Requested Budget	2022 Adopted Budget
937,731	1,022,666	1,093,800	1,510,800	1,310,829	87 %		Subtotals:	1,113,800	1,234,800	1,234,800
1,318,729	1,405,725	1,519,975	1,937,716	1,641,999	85 %		Fund Cost Center Totals:	1,519,687	1,657,534	1,670,824

Galveston County, Texas

Department Budget History and Budget (Expenditures) with FY-T-D Actuals

1101 Fund: General Fund
 1219 Department: District Court Administration
 121901 Division: District Court Indigent Defens

Current Fiscal Year is 93.4 % Complete

2019 Actual Expenditure	2020 Actual Expenditure	2021 Adopted Budget	2021 Amended Budget	2021 FY-T-D Expenditure	2021 Expenditure Percent	Object	Description	2022 Base Budget	2022 Requested Budget	2022 Adopted Budget
						54	Other Services and Charges			
0	0	191,000	191,000	70,953	37 %	5413020	Other Litigation	191,000	191,000	191,000
0	0	42,000	40,000	16,787	42 %	5431102	Expert Witnesses	42,000	42,000	42,000
0	0	5,000	7,000	5,450	78 %	5431233	CtApptd Adlt Msd	5,000	5,000	5,000
0	0	1,500,000	1,500,000	1,123,182	75 %	5431235	CtApptdAdltFel	1,500,000	1,500,000	1,500,000
0	0	90,000	90,000	54,882	61 %	5431236	CtAptdAdltFelApl	90,000	90,000	90,000
0	0	360,000	358,893	140,860	39 %	5431237	CtAptdAtnyCapCas	360,000	360,000	360,000
0	0	47,000	47,000	16,010	34 %	5431238	Investigative Ex	47,000	47,000	47,000
0	0	2,235,000	2,233,893	1,428,126	64 %	Subtotals:		2,235,000	2,235,000	2,235,000
0	0	2,235,000	2,233,893	1,428,126	64 %	Fund Cost Center Totals:		2,235,000	2,235,000	2,235,000

Galveston County, Texas

Department Budget History and Budget (Expenditures) with FY-T-D Actuals

1101 Fund: General Fund
1221 Department: County Court #1
122100 Division: County Court #1

Current Fiscal Year is 93.4 % Complete

2019 Actual Expenditure	2020 Actual Expenditure	2021 Adopted Budget	2021 Amended Budget	2021 FY-T-D Expenditure	2021 Expenditure Percent	Object	Description	2022 Base Budget	2022 Requested Budget	2022 Adopted Budget
						51	Personnel & Benefits			
336,110	375,599	359,921	359,921	328,316	91 %	5100000	Salaries	354,921	354,921	360,241
23,647	24,223	26,557	26,557	22,966	86 %	5151000	Cnty Hlth Insur	26,557	26,557	27,859
4,921	5,494	5,220	5,220	4,810	92 %	5152102	Medicare FICA	5,147	5,147	5,225
39,896	45,755	43,211	45,155	40,742	90 %	5153000	Pension - TCDRS	44,224	44,224	46,365
29,460	32,525	26,705	31,116	28,383	91 %	5154000	Alternate Plan	26,273	30,684	31,145
626	429	328	328	273	83 %	5155000	UnemplCompens	610	610	245
434,662	484,027	461,942	468,297	425,492	91 %	Subtotals:		457,732	462,143	471,080
						53	Supplies			
933	1,335	1,500	1,500	824	55 %	5310000	Admin Supplies	1,500	1,500	1,500
0	0	0	1,000	860	86 %	5310001	ExtraordinarySpl	0	0	0
933	1,335	1,500	2,500	1,684	67 %	Subtotals:		1,500	1,500	1,500
						54	Other Services and Charges			
0	0	3,280	2,280	130	6 %	5496100	Travel and Confe	3,280	3,280	2,280
540	165	400	400	165	41 %	5498000	Memb&Dues	400	500	400
540	165	3,680	2,680	295	11 %	Subtotals:		3,680	3,780	2,680
						56	Other Expenses			
0	0	0	0	0	****	Subtotals:		0	0	0
436,135	485,527	467,122	473,477	427,472	90 %	Fund Cost Center Totals:		462,912	467,423	475,260

Galveston County, Texas

Department Budget History and Budget (Expenditures) with FY-T-D Actuals

1101 Fund: General Fund
1222 Department: County Court #2
122200 Division: County Court #2

Current Fiscal Year is 93.4 % Complete

2019 Actual Expenditure	2020 Actual Expenditure	2021 Adopted Budget	2021 Amended Budget	2021 FY-T-D Expenditure	2021 Expenditure Percent	Object	Description	2022 Base Budget	2022 Requested Budget	2022 Adopted Budget
						51	Personnel & Benefits			
319,432	328,000	329,123	329,123	305,848	93 %	5100000	Salaries	334,123	334,123	353,552
23,028	24,131	26,557	26,557	22,966	86 %	5151000	Cnty Hlth Insur	26,557	26,557	27,859
4,664	4,782	4,773	4,773	4,461	93 %	5152102	Medicare FICA	4,846	4,846	5,129
37,916	39,956	39,513	41,290	37,957	92 %	5153000	Pension - TCDRS	41,633	41,633	45,503
27,998	28,435	28,454	28,626	26,441	92 %	5154000	Alternate Plan	28,886	28,886	30,566
586	394	332	332	276	83 %	5155000	UnemplCompens	618	618	249
413,627	425,700	428,752	430,701	397,950	92 %	Subtotals:		436,663	436,663	462,858
						53	Supplies			
1,486	1,516	1,500	1,500	449	30 %	5310000	Admin Supplies	1,500	1,500	1,500
0	239	0	1,000	0	0 %	5310001	ExtraordinarySpl	0	0	0
1,486	1,756	1,500	2,500	449	18 %	Subtotals:		1,500	1,500	1,500
						54	Other Services and Charges			
736	345	3,440	2,440	350	14 %	5496100	Travel and Confe	3,440	3,440	2,440
270	580	480	480	279	58 %	5498000	Memb&Dues	480	600	480
1,006	925	3,920	2,920	629	22 %	Subtotals:		3,920	4,040	2,920
						56	Other Expenses			
0	0	0	0	0	****	Subtotals:		0	0	0
416,120	428,381	434,172	436,121	399,029	91 %	Fund Cost Center Totals:		442,083	442,203	467,278

Galveston County, Texas

Department Budget History and Budget (Expenditures) with FY-T-D Actuals

1101 Fund: General Fund
1223 Department: Probate Court
122300 Division: Probate Court

Current Fiscal Year is 93.4 % Complete

2019 Actual Expenditure	2020 Actual Expenditure	2021 Adopted Budget	2021 Amended Budget	2021 FY-T-D Expenditure	2021 Expenditure Percent	Object	Description	2022 Base Budget	2022 Requested Budget	2022 Adopted Budget
						51	Personnel & Benefits			
451,568	521,045	527,100	527,100	486,550	92 %	5100000	Salaries	527,100	527,100	536,907
42,464	43,060	47,916	47,916	41,482	87 %	5151000	Cnty Hlth Insur	47,916	47,916	50,911
6,593	7,601	7,652	7,652	7,101	93 %	5152102	Medicare FICA	7,652	7,652	7,788
53,601	63,471	63,339	66,188	60,380	91 %	5153000	Pension - TCDRS	65,739	65,739	69,104
39,580	45,170	45,612	45,612	42,062	92 %	5154000	Alternate Plan	45,612	45,612	46,418
1,054	789	662	662	551	83 %	5155000	UnemplCompens	1,232	1,232	495
594,862	681,137	692,281	695,130	638,129	92 %		Subtotals:	695,251	695,251	711,623
						53	Supplies			
3,581	2,667	3,600	3,600	2,865	80 %	5310000	Admin Supplies	3,600	3,600	3,600
3,581	2,667	3,600	3,600	2,865	80 %		Subtotals:	3,600	3,600	3,600
						54	Other Services and Charges			
0	875	3,000	3,000	926	31 %	5412098	Medical Examinat	3,000	3,000	3,000
28,082	20,354	32,000	32,000	17,460	55 %	5431111	Probate Court	32,000	32,000	32,000
61,585	52,152	60,000	60,000	54,322	91 %	5431201	Crt Apptd Attorn	60,000	60,000	60,000
0	407	5,000	5,000	0	0 %	5431301	Relief Judges	5,000	5,000	5,000
5,761	2,768	8,000	8,000	0	0 %	5432212	Cost Bill Commit	8,000	8,000	8,000
480	480	480	480	440	92 %	5492306	Cellphone Allow	960	480	480
3,196	510	1,480	1,480	1,124	76 %	5496100	Travel and Confe	1,480	1,480	1,480
4,351	2,136	4,700	4,700	4,169	89 %	5496301	Business Mileage	4,700	4,700	4,700
979	575	735	735	654	89 %	5498000	Memb&Dues	735	735	735
104,436	80,259	115,395	115,395	79,096	69 %		Subtotals:	115,875	115,395	115,395
						56	Other Expenses			
0	0	0	0	0	****		Subtotals:	0	0	0

Galveston County, Texas

Department Budget History and Budget (Expenditures) with FY-T-D Actuals

1101 Fund: General Fund
 1223 Department: Probate Court
 122300 Division: Probate Court

Current Fiscal Year is 93.4 % Complete

2019 Actual Expenditure	2020 Actual Expenditure	2021 Adopted Budget	2021 Amended Budget	2021 FY-T-D Expenditure	2021 Expenditure Percent	Object	Description	2022 Base Budget	2022 Requested Budget	2022 Adopted Budget
702,880	764,064	811,276	814,125	720,091	88 %		Fund Cost Center Totals:	814,726	814,246	830,618

Galveston County, Texas

Department Budget History and Budget (Expenditures) with FY-T-D Actuals

1101 Fund: General Fund
1224 Department: County Court #3
122400 Division: County Court #3

Current Fiscal Year is 93.4 % Complete

2019 Actual Expenditure	2020 Actual Expenditure	2021 Adopted Budget	2021 Amended Budget	2021 FY-T-D Expenditure	2021 Expenditure Percent	Object	Description	2022 Base Budget	2022 Requested Budget	2022 Adopted Budget
						51	Personnel & Benefits			
323,196	343,661	344,137	344,137	316,727	92 %	5100000	Salaries	344,137	344,137	349,618
23,647	24,131	26,557	26,557	22,966	86 %	5151000	Cnty Hlth Insur	26,557	26,557	27,859
4,710	5,011	4,991	4,991	4,620	93 %	5152102	Medicare FICA	4,991	4,991	5,071
38,363	41,865	41,316	43,174	39,306	91 %	5153000	Pension - TCDRS	42,881	42,881	44,997
28,328	29,792	29,752	29,752	27,381	92 %	5154000	Alternate Plan	29,752	29,752	30,226
586	397	334	334	278	83 %	5155000	UnemplCompens	622	622	250
418,831	444,858	447,087	448,945	411,279	92 %	Subtotals:		448,940	448,940	458,021
						53	Supplies			
1,017	861	1,500	1,500	362	24 %	5310000	Admin Supplies	1,500	1,500	1,500
0	787	0	0	0	****	5310001	ExtraordinarySpl	0	0	0
1,017	1,649	1,500	1,500	362	24 %	Subtotals:		1,500	1,500	1,500
						54	Other Services and Charges			
411	345	3,440	3,440	1,504	44 %	5496100	Travel and Confe	3,440	3,440	3,440
474	435	480	480	165	34 %	5498000	Memb&Dues	480	600	480
885	780	3,920	3,920	1,669	43 %	Subtotals:		3,920	4,040	3,920
						56	Other Expenses			
0	0	0	0	0	****	Subtotals:		0	0	0
420,734	447,287	452,507	454,365	413,311	91 %	Fund Cost Center Totals:		454,360	454,480	463,441

Galveston County, Texas

Department Budget History and Budget (Expenditures) with FY-T-D Actuals

1101 Fund: General Fund
1229 Department: County Court Administration
122900 Division: County Court Administration

Current Fiscal Year is 93.4 % Complete

2019 Actual Expenditure	2020 Actual Expenditure	2021 Adopted Budget	2021 Amended Budget	2021 FY-T-D Expenditure	2021 Expenditure Percent	Object	Description	2022 Base Budget	2022 Requested Budget	2022 Adopted Budget
						51	Personnel & Benefits			
125,640	125,280	128,774	128,774	112,777	88 %	5100000	Salaries	128,774	120,092	123,499
13,322	13,616	18,903	18,903	12,493	66 %	5151000	Cnty Hlth Insur	15,122	15,122	16,320
1,828	1,823	1,868	1,868	1,641	88 %	5152102	Medicare FICA	1,868	1,742	1,792
13,882	14,114	14,261	14,902	12,889	86 %	5153000	Pension - TCDRS	14,801	13,719	14,609
10,251	10,046	10,270	11,134	8,980	81 %	5154000	Alternate Plan	10,270	9,519	9,813
118	128	137	137	121	89 %	5154111	Alt Pln-Nonp Emp	137	137	137
458	298	250	250	208	83 %	5155000	UnemplCompens	465	434	174
165,501	165,308	174,463	175,968	149,113	85 %	Subtotals:		171,437	160,765	166,344
						53	Supplies			
3,912	1,797	5,000	5,000	1,754	35 %	5310000	Admin Supplies	5,000	5,000	5,000
0	0	2,000	2,000	1,241	62 %	5317000	BooksPriodcls	2,000	2,000	2,000
3,912	1,797	7,000	7,000	2,996	43 %	Subtotals:		7,000	7,000	7,000
						54	Other Services and Charges			
115	6,028	10,000	10,000	388	4 %	5411102	Prof Srv Trnscpt	10,000	10,000	10,000
0	0	3,000	3,000	0	0 %	5412098	Medical Examinat	3,000	3,000	3,000
0	0	1,000	1,000	68	7 %	5413020	Other Litigation	1,000	1,000	1,000
114,955	114,867	140,000	140,000	77,871	56 %	5431000	Interpreters	140,000	140,000	140,000
11,705	0	13,000	13,700	13,637	100 %	5431009	Court of Appeals	13,000	13,000	13,000
1,710	690	1,800	0	138	****	5431050	Jury Expend	1,800	0	0
9,623	11,711	15,000	15,000	11,001	73 %	5431121	Court Reporter	15,000	15,000	15,000
375	0	3,000	3,000	0	0 %	5431238	Investigative Ex	3,000	3,000	3,000
10,996	18,006	20,000	20,000	11,608	58 %	5431239	FamChldPrctn	20,000	20,000	20,000
45,431	20,053	40,000	40,000	15,496	39 %	5431301	Relief Judges	40,000	40,000	40,000
0	0	1,200	500	0	0 %	5496100	Travel and Confe	1,200	1,200	1,200
0	0	400	400	0	0 %	5498000	Memb&Dues	400	400	400
194,913	171,357	248,400	246,600	130,209	53 %	Subtotals:		248,400	246,600	246,600

Galveston County, Texas

Department Budget History and Budget (Expenditures) with FY-T-D Actuals

1101 Fund: General Fund
 1229 Department: County Court Administration
 122900 Division: County Court Administration

Current Fiscal Year is 93.4 % Complete

2019 Actual Expenditure	2020 Actual Expenditure	2021 Adopted Budget	2021 Amended Budget	2021 FY-T-D Expenditure	2021 Expenditure Percent	Object	Description	2022 Base Budget	2022 Requested Budget	2022 Adopted Budget
364,327	338,462	429,863	429,568	282,319	66 %		Fund Cost Center Totals:	426,837	414,365	419,944

Galveston County, Texas

Department Budget History and Budget (Expenditures) with FY-T-D Actuals

1101 Fund: General Fund
 1229 Department: County Court Administration
 122901 Division: County Court Indigent Defense

Current Fiscal Year is 93.4 % Complete

2019 Actual Expenditure	2020 Actual Expenditure	2021 Adopted Budget	2021 Amended Budget	2021 FY-T-D Expenditure	2021 Expenditure Percent	Object	Description	2022 Base Budget	2022 Requested Budget	2022 Adopted Budget
						54	Other Services and Charges			
0	0	1,500	31,500	14,118	45 %	5413020	Other Litigation	1,500	31,500	31,500
0	0	3,000	3,000	0	0 %	5431102	Expert Witnesses	3,000	3,000	3,000
0	0	150,000	150,000	74,395	50 %	5431231	CtApptdJuvenile	150,000	150,000	150,000
0	0	548,000	548,000	387,608	71 %	5431233	CtApptd Adlt Msd	548,000	548,000	548,000
0	0	5,000	5,000	0	0 %	5431234	CtAptdAdltMsdApl	5,000	5,000	5,000
0	0	5,000	5,000	845	17 %	5431238	Investigative Ex	5,000	5,000	5,000
0	0	712,500	742,500	476,966	64 %		Subtotals:	712,500	742,500	742,500
0	0	712,500	742,500	476,966	64 %		Fund Cost Center Totals:	712,500	742,500	742,500

Galveston County, Texas

Department Budget History and Budget (Expenditures) with FY-T-D Actuals

1101 Fund: General Fund
1231 Department: Justice Court Pct #1
123111 Division: Justice Court Pct 1

Current Fiscal Year is 93.4 % Complete

2019 Actual Expenditure	2020 Actual Expenditure	2021 Adopted Budget	2021 Amended Budget	2021 FY-T-D Expenditure	2021 Expenditure Percent	Object	Description	2022 Base Budget	2022 Requested Budget	2022 Adopted Budget
						51	Personnel & Benefits			
305,121	322,516	319,689	319,689	280,347	88 %	5100000	Salaries	314,163	314,163	347,662
1,500	3,000	3,000	3,000	2,750	92 %	5111003	Auto Allowances	3,000	3,000	4,200
45,583	46,874	52,927	52,927	44,019	83 %	5151000	Cnty Hlth Insur	52,927	52,927	65,280
4,536	4,788	4,681	4,681	4,174	89 %	5152102	Medicare FICA	4,600	4,600	5,106
36,218	39,129	38,742	40,485	34,787	86 %	5153000	Pension - TCDRS	39,522	39,522	45,287
26,744	27,844	27,900	27,900	24,239	87 %	5154000	Alternate Plan	21,574	27,423	30,423
806	536	448	448	373	83 %	5155000	UnemplCompens	814	814	366
420,509	444,689	447,387	449,130	390,691	87 %	Subtotals:		436,600	442,449	498,324
						53	Supplies			
9,656	8,850	9,000	9,000	4,812	53 %	5310000	Admin Supplies	9,000	9,500	9,500
645	2,920	0	0	0	****	5310001	ExtraordinarySpl	0	600	600
10,302	11,771	9,000	9,000	4,812	53 %	Subtotals:		9,000	10,100	10,100
						54	Other Services and Charges			
0	0	1,000	1,000	0	0 %	5431000	Interpreters	1,000	1,000	1,000
2,976	912	500	500	486	97 %	5496100	Travel and Confe	500	5,500	2,250
0	0	240	240	0	0 %	5498000	Memb&Dues	240	270	240
2,976	912	1,740	1,740	486	28 %	Subtotals:		1,740	6,770	3,490
433,787	457,373	458,127	459,870	395,991	86 %	Fund Cost Center Totals:		447,340	459,319	511,914

Galveston County, Texas

Department Budget History and Budget (Expenditures) with FY-T-D Actuals

1101 Fund: General Fund
1232 Department: Justice Court Pct #2
123201 Division: Justice Court Pct 2

Current Fiscal Year is 93.4 % Complete

2019 Actual Expenditure	2020 Actual Expenditure	2021 Adopted Budget	2021 Amended Budget	2021 FY-T-D Expenditure	2021 Expenditure Percent	Object	Description	2022 Base Budget	2022 Requested Budget	2022 Adopted Budget
						51	Personnel & Benefits			
300,984	339,229	354,379	354,379	310,326	88 %	5100000	Salaries	350,918	350,918	355,471
4,500	4,500	4,500	4,500	4,125	92 %	5111003	Auto Allowances	4,500	4,500	5,700
43,757	51,229	60,488	60,488	48,230	80 %	5151000	Cnty Hlth Insur	52,927	60,488	65,280
4,512	5,063	5,208	5,208	4,639	89 %	5152102	Medicare FICA	5,158	5,158	5,241
35,726	41,279	43,087	45,025	38,503	86 %	5153000	Pension - TCDRS	44,288	44,288	46,485
26,382	29,363	28,449	31,028	26,827	86 %	5154000	Alternate Plan	28,150	30,729	31,227
1,088	614	516	516	430	83 %	5155000	UnemplCompens	947	947	376
416,951	471,279	496,627	501,144	433,083	86 %	Subtotals:		486,888	497,028	509,780
						53	Supplies			
10,021	5,403	10,000	10,000	9,611	96 %	5310000	Admin Supplies	10,000	10,000	10,000
0	1,584	0	0	0	****	5310001	ExtraordinarySpl	0	0	0
10,021	6,987	10,000	10,000	9,611	96 %	Subtotals:		10,000	10,000	10,000
						54	Other Services and Charges			
3,796	0	7,000	7,000	0	0 %	5496100	Travel and Confe	7,000	7,000	7,000
0	0	1,000	1,000	0	0 %	5496301	Business Mileage	1,000	1,000	1,000
3,796	0	8,000	8,000	0	0 %	Subtotals:		8,000	8,000	8,000
430,769	478,267	514,627	519,144	442,694	85 %	Fund Cost Center Totals:		504,888	515,028	527,780

Galveston County, Texas

Department Budget History and Budget (Expenditures) with FY-T-D Actuals

1101 Fund: General Fund
1233 Department: Justice Court Pct #3
123301 Division: Justice Court Pct 3

Current Fiscal Year is 93.4 % Complete

2019 Actual Expenditure	2020 Actual Expenditure	2021 Adopted Budget	2021 Amended Budget	2021 FY-T-D Expenditure	2021 Expenditure Percent	Object	Description	2022 Base Budget	2022 Requested Budget	2022 Adopted Budget
						51	Personnel & Benefits			
367,526	379,453	380,552	388,774	345,209	89 %	5100000	Salaries	380,552	384,371	391,313
5,499	5,499	5,500	5,500	5,041	92 %	5111003	Auto Allowances	5,500	5,500	6,700
53,032	54,465	60,488	60,488	50,382	83 %	5151000	Cnty Hlth Insur	60,488	60,488	65,280
5,455	5,596	5,601	5,720	5,117	89 %	5152102	Medicare FICA	5,601	5,656	5,774
43,625	46,012	46,347	48,432	42,837	88 %	5153000	Pension - TCDRS	48,106	48,582	51,228
32,213	32,745	33,377	33,377	29,842	89 %	5154000	Alternate Plan	33,377	33,708	34,414
995	675	566	582	471	81 %	5155000	UnemplCompens	1,052	1,021	428
508,348	524,448	532,431	542,873	478,902	88 %	Subtotals:		534,676	539,326	555,137
						53	Supplies			
9,617	8,013	11,700	11,700	8,957	77 %	5310000	Admin Supplies	11,700	11,700	11,700
458	735	0	0	0	****	5310001	ExtraordinarySpl	0	0	0
10,076	8,748	11,700	11,700	8,957	77 %	Subtotals:		11,700	11,700	11,700
						54	Other Services and Charges			
2,799	410	5,206	5,206	610	12 %	5496100	Travel and Confe	5,206	5,930	5,206
1,019	679	2,800	2,800	492	18 %	5496301	Business Mileage	2,800	2,800	2,800
3,819	1,089	8,006	8,006	1,102	14 %	Subtotals:		8,006	8,730	8,006
522,243	534,286	552,137	562,579	488,961	87 %	Fund Cost Center Totals:		554,382	559,756	574,843

Galveston County, Texas

Department Budget History and Budget (Expenditures) with FY-T-D Actuals

1101 Fund: General Fund
1234 Department: Justice Court Pct #4
123401 Division: Justice Court Pct 4

Current Fiscal Year is 93.4 % Complete

2019 Actual Expenditure	2020 Actual Expenditure	2021 Adopted Budget	2021 Amended Budget	2021 FY-T-D Expenditure	2021 Expenditure Percent	Object	Description	2022 Base Budget	2022 Requested Budget	2022 Adopted Budget
						51	Personnel & Benefits			
313,194	322,162	324,757	324,757	291,597	90 %	5100000	Salaries	324,756	317,471	322,040
46,627	47,413	52,927	52,927	44,400	84 %	5151000	Cnty Hlth Insur	52,927	52,927	57,120
4,586	4,721	4,711	4,711	4,270	91 %	5152102	Medicare FICA	4,711	4,606	4,673
37,176	39,244	38,990	40,744	36,184	89 %	5153000	Pension - TCDRS	40,468	39,560	41,451
27,451	27,928	28,079	28,079	25,244	90 %	5154000	Alternate Plan	24,741	27,449	27,843
821	546	458	458	381	83 %	5155000	UnemplCompens	850	824	329
429,857	442,016	449,922	451,676	402,079	89 %		Subtotals:	448,453	442,837	453,456
						53	Supplies			
6,773	2,797	5,000	4,980	2,901	58 %	5310000	Admin Supplies	5,000	5,000	5,000
0	0	1,190	1,210	1,196	99 %	5310001	ExtraordinarySpl	1,190	0	0
6,773	2,797	6,190	6,190	4,097	66 %		Subtotals:	6,190	5,000	5,000
						54	Other Services and Charges			
2,170	1,050	2,100	2,100	100	5 %	5496100	Travel and Confe	2,100	2,800	2,800
2,170	1,050	2,100	2,100	100	5 %		Subtotals:	2,100	2,800	2,800
438,801	445,864	458,212	459,966	406,277	88 %		Fund Cost Center Totals:	456,743	450,637	461,256

Galveston County, Texas

Department Budget History and Budget (Expenditures) with FY-T-D Actuals

1101 Fund: General Fund
 1239 Department: Indigent Defense
 123900 Division: Indigent Defense

Current Fiscal Year is 93.4 % Complete

2019 Actual Expenditure	2020 Actual Expenditure	2021 Adopted Budget	2021 Amended Budget	2021 FY-T-D Expenditure	2021 Expenditure Percent	Object	Description	2022 Base Budget	2022 Requested Budget	2022 Adopted Budget
						51	Personnel & Benefits			
0	0	0	0	0	****	Subtotals:		0	0	0
						53	Supplies			
0	0	0	0	0	****	Subtotals:		0	0	0
						54	Other Services and Charges			
64,447	79,113	0	0	0	****	5411102	Prof Srv Trnscpt	0	0	0
95,900	91,500	0	0	0	****	5412098	Medical Examinat	0	0	0
2,433	178	0	0	0	****	5413020	Other Litigation	0	0	0
51,130	19,402	0	0	0	****	5431102	Expert Witnesses	0	0	0
141,942	110,435	0	0	0	****	5431231	CtApptdJuvenile	0	0	0
521,353	394,992	0	0	0	****	5431233	CtApptd Adlt Msd	0	0	0
997	0	0	0	0	****	5431234	CtAptdAdltMsdApl	0	0	0
1,551,000	1,345,492	0	0	0	****	5431235	CtApptdAdltFel	0	0	0
68,974	76,980	0	0	0	****	5431236	CtAptdAdltFelApl	0	0	0
288,605	118,774	0	0	0	****	5431237	CtAptdAtnyCapCas	0	0	0
38,591	34,032	0	0	0	****	5431238	Investigative Ex	0	0	0
2,825,376	2,270,899	0	0	0	****	Subtotals:		0	0	0
						56	Other Expenses			
0	0	0	0	0	****	Subtotals:		0	0	0
2,825,376	2,270,899	0	0	0	****	Fund Cost Center Totals:		0	0	0

Galveston County, Texas

Department Budget History and Budget (Expenditures) with FY-T-D Actuals

1101 Fund: General Fund
1261 Department: District Clerk
126100 Division: District Clerk

Current Fiscal Year is 93.4 % Complete

2019 Actual Expenditure	2020 Actual Expenditure	2021 Adopted Budget	2021 Amended Budget	2021 FY-T-D Expenditure	2021 Expenditure Percent	Object	Description	2022 Base Budget	2022 Requested Budget	2022 Adopted Budget
						51	Personnel & Benefits			
2,212,217	2,300,934	2,198,406	2,198,406	2,011,814	92 %	5100000	Salaries	2,161,360	2,147,018	2,189,604
982	23	3,000	3,000	0	0 %	5130000	Overtime	3,000	3,000	3,000
350,010	350,876	385,611	385,611	315,312	82 %	5151000	Cnty Hlth Insur	347,806	385,611	416,160
31,582	32,826	31,024	31,024	28,634	92 %	5152102	Medicare FICA	30,486	30,278	31,813
262,708	280,076	264,302	276,191	249,689	90 %	5153000	Pension - TCDRS	269,701	267,913	282,209
188,429	193,724	167,903	189,800	173,921	92 %	5154000	Alternate Plan	163,847	185,894	189,572
3,149	3,210	4,350	4,350	0	0 %	5154111	Alt Pln-Nonp Emp	0	0	0
7,430	5,100	4,056	4,056	3,380	83 %	5155000	UnemplCompens	7,410	7,357	2,934
3,056,509	3,166,773	3,058,652	3,092,438	2,782,752	90 %	Subtotals:		2,983,610	3,027,071	3,115,292
						53	Supplies			
20,021	15,892	20,000	20,000	13,170	66 %	5310000	Admin Supplies	20,000	20,000	20,000
6,068	4,670	4,500	4,500	3,664	81 %	5310001	ExtraordinarySpl	4,500	6,151	6,151
32,360	21,480	40,000	40,000	12,205	31 %	5311140	Postage	40,000	40,000	40,000
10	0	1,000	1,000	101	10 %	5317000	BooksPriodcls	1,000	1,000	1,000
58,460	42,043	65,500	65,500	29,141	44 %	Subtotals:		65,500	67,151	67,151
						54	Other Services and Charges			
2,004	1,276	3,500	3,500	638	18 %	5423000	M&R Equip	3,500	3,500	3,500
0	0	2,000	2,000	879	44 %	5431000	Interpreters	2,000	2,000	2,000
353,035	132,052	400,000	0	0	****	5431050	Jury Expend	400,000	0	0
44,504	23,758	50,000	0	0	****	5431054	Grand Jury Expen	50,000	0	0
11,685	6,264	10,840	10,840	8,077	75 %	5496100	Travel and Confe	10,840	13,000	9,000
4,293	4,299	4,800	4,800	2,799	58 %	5496301	Business Mileage	4,800	4,800	4,800
175	515	560	700	416	59 %	5498000	Memb&Dues	560	700	700
415,697	168,165	471,700	21,840	12,810	59 %	Subtotals:		471,700	24,000	20,000

56 Other Expenses

Galveston County, Texas

Department Budget History and Budget (Expenditures) with FY-T-D Actuals

1101 Fund: General Fund
 1261 Department: District Clerk
 126100 Division: District Clerk

Current Fiscal Year is 93.4 % Complete

2019 Actual Expenditure	2020 Actual Expenditure	2021 Adopted Budget	2021 Amended Budget	2021 FY-T-D Expenditure	2021 Expenditure Percent	Object	Description	2022 Base Budget	2022 Requested Budget	2022 Adopted Budget
0	0	0	0	0	****		Subtotals:	0	0	0
						57	Capital Outlay			
0	0	0	0	0	****		Subtotals:	0	0	0
						59	Other Financing Uses			
0	0	0	0	0	****		Subtotals:	0	0	0
3,530,668	3,376,981	3,595,852	3,179,778	2,824,704	89 %		Fund Cost Center Totals:	3,520,810	3,118,222	3,202,443

Galveston County, Texas

Department Budget History and Budget (Expenditures) with FY-T-D Actuals

1101 Fund: General Fund
1271 Department: District Attorney
127100 Division: District Attorney

Current Fiscal Year is 93.4 % Complete

2019 Actual Expenditure	2020 Actual Expenditure	2021 Adopted Budget	2021 Amended Budget	2021 FY-T-D Expenditure	2021 Expenditure Percent	Object	Description	2022 Base Budget	2022 Requested Budget	2022 Adopted Budget
						51	Personnel & Benefits			
4,848,728	5,158,687	5,193,264	5,201,187	4,788,765	92 %	5100000	Salaries	5,187,178	5,191,025	5,276,353
9,300	9,000	9,000	9,000	7,650	85 %	5111004	Certificatn Pay	9,000	9,000	9,000
61,871	65,128	65,000	65,000	74,160	114 %	5115000	Longevity	65,000	65,000	65,000
107,084	106,493	106,400	106,400	89,690	84 %	5130000	Overtime	106,400	106,400	106,400
481,824	496,305	589,758	589,758	483,186	82 %	5151000	Cnty Hlth Insur	574,636	574,636	628,320
73,296	77,851	77,957	77,957	72,361	93 %	5152102	Medicare FICA	77,869	77,925	79,161
596,268	650,000	645,145	674,164	615,301	91 %	5153000	Pension - TCDRS	667,142	667,621	700,586
440,272	462,538	377,080	466,239	428,959	92 %	5154000	Alternate Plan	352,437	463,232	470,610
50	31	0	22	26	119 %	5154111	Alt Pln-Nonp Emp	186	186	186
18,525	12,409	10,374	10,374	8,645	83 %	5155000	UnemplCompens	19,303	19,317	7,649
6,637,221	7,038,446	7,073,978	7,200,101	6,568,746	91 %	Subtotals:		7,059,151	7,174,342	7,343,265
						53	Supplies			
48,822	46,824	55,000	55,000	48,573	88 %	5310000	Admin Supplies	55,000	65,000	55,000
11,442	8,502	5,154	8,554	2,408	28 %	5310001	ExtraordinarySpl	5,154	3,000	3,000
382	0	500	1,210	276	23 %	5312101	Uniforms	500	500	500
8,306	7,103	10,800	6,690	3,464	52 %	5317000	BooksPriodcls	10,800	16,651	6,690
68,954	62,430	71,454	71,454	54,723	77 %	Subtotals:		71,454	85,151	65,190
						54	Other Services and Charges			
0	0	0	30,000	27,142	90 %	5410000	Prof Serv	30,000	40,000	40,000
119,680	99,327	99,000	99,000	80,787	82 %	5413000	Contract Legal	99,000	108,000	108,000
0	19,272	0	0	0	****	5431112	Court Liaison	0	0	0
540	505	1,500	1,500	728	49 %	5449125	Emg Family Supp	1,500	1,500	1,500
70,028	157,678	12,000	12,000	0	0 %	5481000	Other ContractSv	12,000	12,000	12,000
3,963	705	0	0	0	****	5496100	Travel and Confe	0	0	0
23,295	12,103	20,000	20,000	9,861	49 %	5496155	Trans/PrDiem Wit	20,000	20,000	20,000
310	808	2,000	2,000	610	31 %	5496301	Business Mileage	2,000	2,000	2,000
415	32	1,000	1,000	805	81 %	5499231	In-House Meeting	1,000	1,000	1,000

Galveston County, Texas

Department Budget History and Budget (Expenditures) with FY-T-D Actuals

1101 Fund: General Fund
 1271 Department: District Attorney
 127100 Division: District Attorney

Current Fiscal Year is 93.4 % Complete

2019 Actual Expenditure	2020 Actual Expenditure	2021 Adopted Budget	2021 Amended Budget	2021 FY-T-D Expenditure	2021 Expenditure Percent	Object	Description	2022 Base Budget	2022 Requested Budget	2022 Adopted Budget
91	20	1,000	1,000	129	13 %	5499351	Clt Doc/Off Rec	1,000	1,000	1,000
218,324	290,456	136,500	166,500	120,065	72 %		Subtotals:	166,500	185,500	185,500
						55	Inter/Intragvrnmntl Expenditrs			
0	0	0	0	0	****		Subtotals:	0	0	0
						56	Other Expenses			
0	0	0	0	0	****		Subtotals:	0	0	0
						57	Capital Outlay			
0	72,745	0	40,260	0	0 %	5743000	Vehicles	40,260	0	0
0	72,745	0	40,260	0	0 %		Subtotals:	40,260	0	0
						59	Other Financing Uses			
0	0	0	0	0	****		Subtotals:	0	0	0
6,924,500	7,464,077	7,281,932	7,478,315	6,743,534	90 %		Fund Cost Center Totals:	7,337,365	7,444,993	7,593,955

Galveston County, Texas

Department Budget History and Budget (Expenditures) with FY-T-D Actuals

1101 Fund: General Fund
1292 Department: Collections Office
129200 Division: Collections Office

Current Fiscal Year is 93.4 % Complete

2019 Actual Expenditure	2020 Actual Expenditure	2021 Adopted Budget	2021 Amended Budget	2021 FY-T-D Expenditure	2021 Expenditure Percent	Object	Description	2022 Base Budget	2022 Requested Budget	2022 Adopted Budget
						51	Personnel & Benefits			
292,167	296,083	312,862	312,862	280,410	90 %	5100000	Salaries	312,862	312,862	277,240
49,795	50,766	60,488	60,488	49,975	83 %	5151000	Cnty Hlth Insur	60,488	60,488	57,120
4,291	4,310	4,539	4,539	4,104	90 %	5152102	Medicare FICA	4,539	4,539	4,024
34,680	35,913	37,562	39,252	34,796	89 %	5153000	Pension - TCDRS	38,986	38,986	35,685
25,609	25,530	24,066	27,051	24,241	90 %	5154000	Alternate Plan	24,066	27,052	23,972
1,143	719	607	607	505	83 %	5155000	UnemplCompens	1,130	1,130	392
407,688	413,323	440,124	444,799	394,034	89 %	Subtotals:		442,071	445,057	398,433
						53	Supplies			
3,350	4,733	6,000	5,797	2,108	36 %	5310000	Admin Supplies	6,000	6,000	6,000
0	2,048	10,920	13,823	12,485	90 %	5310001	ExtraordinarySpl	10,920	600	600
229	1,045	500	500	0	0 %	5312101	Uniforms	500	700	700
3,580	7,826	17,420	20,120	14,594	73 %	Subtotals:		17,420	7,300	7,300
						54	Other Services and Charges			
0	0	7,700	7,700	0	0 %	5419301	Software Licensi	7,700	0	0
9,800	9,800	9,800	9,800	9,800	100 %	5481000	Other ContractSv	9,800	9,800	9,800
1,615	834	2,000	2,000	533	27 %	5496100	Travel and Confe	2,000	2,000	2,000
100	384	1,050	1,050	172	16 %	5498000	Memb&Dues	1,050	1,050	1,050
11,515	11,019	20,550	20,550	10,505	51 %	Subtotals:		20,550	12,850	12,850
422,784	432,169	478,094	485,469	419,134	86 %	Fund Cost Center Totals:		480,041	465,207	418,583

Galveston County, Texas

Department Budget History and Budget (Expenditures) with FY-T-D Actuals

1101 Fund: General Fund
1293 Department: Personal Bond Office
129300 Division: Personal Bond Office

Current Fiscal Year is 93.4 % Complete

2019 Actual Expenditure	2020 Actual Expenditure	2021 Adopted Budget	2021 Amended Budget	2021 FY-T-D Expenditure	2021 Expenditure Percent	Object	Description	2022 Base Budget	2022 Requested Budget	2022 Adopted Budget
						51	Personnel & Benefits			
330,067	535,838	639,085	639,085	534,732	84 %	5100000	Salaries	639,085	639,085	755,353
2,362	12,242	8,000	20,000	14,835	74 %	5130000	Overtime	8,000	10,000	10,000
46,326	67,253	98,293	98,293	70,310	72 %	5151000	Cnty Hlth Insur	83,171	83,171	130,560
4,842	7,968	9,393	9,393	7,987	85 %	5152102	Medicare FICA	9,393	9,422	11,110
39,459	66,839	77,691	81,186	68,191	84 %	5153000	Pension - TCDRS	80,631	80,880	98,506
29,137	47,555	12,910	56,095	47,681	85 %	5154000	Alternate Plan	16,202	56,123	66,175
1,732	1,507	1,256	1,256	1,046	83 %	5155000	UnemplCompens	2,339	2,346	1,081
453,928	739,203	846,628	905,308	744,785	82 %	Subtotals:		838,821	881,027	1,072,785
						53	Supplies			
1,675	2,761	2,500	913	668	73 %	5310000	Admin Supplies	2,500	2,500	913
1,858	9,231	6,120	7,707	4,343	56 %	5310001	ExtraordinarySpl	6,120	5,860	5,860
0	0	500	500	0	0 %	5312101	Uniforms	500	500	650
0	0	150	150	93	62 %	5317000	BooksPriodcls	150	150	150
3,534	11,993	9,270	9,270	5,106	55 %	Subtotals:		9,270	9,010	7,573
						54	Other Services and Charges			
0	0	4,400	4,400	0	0 %	5419301	Software Licensi	4,400	0	0
0	6,998	20,000	20,000	5,797	29 %	5431000	Interpreters	20,000	20,000	20,000
0	6,356	13,000	30,372	18,475	61 %	5481000	Other ContractSv	13,000	77,535	77,535
3,180	2,821	4,000	4,000	196	5 %	5496100	Travel and Confe	4,000	4,000	4,000
95	799	1,175	1,175	75	6 %	5498000	Memb&Dues	1,175	1,175	1,175
3,275	16,975	42,575	59,947	24,544	41 %	Subtotals:		42,575	102,710	102,710
460,738	768,173	898,473	974,525	774,436	79 %	Fund Cost Center Totals:		890,666	992,747	1,183,068

Galveston County, Texas

Department Budget History and Budget (Expenditures) with FY-T-D Actuals

1101 Fund: General Fund
1294 Department: Magistrates
129400 Division: Magistrates

Current Fiscal Year is 93.4 % Complete

2019 Actual Expenditure	2020 Actual Expenditure	2021 Adopted Budget	2021 Amended Budget	2021 FY-T-D Expenditure	2021 Expenditure Percent	Object	Description	2022 Base Budget	2022 Requested Budget	2022 Adopted Budget
						51	Personnel & Benefits			
0	181,547	212,360	250,431	194,402	78 %	5100000	Salaries	249,734	249,734	255,316
0	5,729	4,000	8,000	5,282	66 %	5130000	Overtime	4,000	6,000	6,000
0	30,022	37,805	45,366	33,560	74 %	5151000	Cnty Hlth Insur	30,244	45,366	48,960
0	2,698	3,139	3,691	2,908	79 %	5152102	Medicare FICA	3,682	3,711	3,793
0	22,624	25,977	31,889	24,782	78 %	5153000	Pension - TCDRS	31,619	31,868	33,633
0	16,053	15,369	22,010	17,262	78 %	5154000	Alternate Plan	15,309	22,112	22,594
0	485	420	493	350	71 %	5155000	UnemplCompens	917	924	370
0	259,159	299,070	361,880	278,548	77 %		Subtotals:	335,505	359,715	370,666
						53	Supplies			
0	2,059	3,000	3,000	1,486	50 %	5310000	Admin Supplies	3,000	3,000	3,000
0	2,048	3,000	3,000	2,460	82 %	5310001	ExtraordinarySpl	3,000	600	600
0	0	300	300	0	0 %	5312101	Uniforms	300	500	500
0	4,107	6,300	6,300	3,946	63 %		Subtotals:	6,300	4,100	4,100
						54	Other Services and Charges			
0	0	254,500	254,500	121,450	48 %	5481000	Other ContractSv	254,500	254,500	254,500
0	1,000	2,500	2,500	0	0 %	5496100	Travel and Confe	2,500	2,500	2,500
0	375	875	875	286	33 %	5498000	Memb&Dues	875	1,100	875
0	1,375	257,875	257,875	121,736	47 %		Subtotals:	257,875	258,100	257,875
0	264,642	563,245	626,055	404,232	65 %		Fund Cost Center Totals:	599,680	621,915	632,641

Galveston County, Texas

Department Budget History and Budget (Expenditures) with FY-T-D Actuals

1101 Fund: General Fund
1513 Department: County Auditor
151300 Division: County Auditor

Current Fiscal Year is 93.4 % Complete

2019 Actual Expenditure	2020 Actual Expenditure	2021 Adopted Budget	2021 Amended Budget	2021 FY-T-D Expenditure	2021 Expenditure Percent	Object	Description	2022 Base Budget	2022 Requested Budget	2022 Adopted Budget
						51	Personnel & Benefits			
1,654,861	1,671,651	1,753,143	1,753,143	1,559,617	89 %	5100000	Salaries	1,738,682	1,738,682	1,766,418
0	144	1,000	1,000	0	0 %	5130000	Overtime	1,000	1,000	1,000
166,388	165,728	189,025	189,025	160,745	85 %	5151000	Cnty Hlth Insur	189,025	196,586	212,160
24,180	24,412	25,446	25,446	22,786	90 %	5152102	Medicare FICA	25,238	25,238	25,639
196,435	203,661	210,598	220,071	193,537	88 %	5153000	Pension - TCDRS	216,776	216,776	227,480
145,052	144,926	151,658	151,658	134,828	89 %	5154000	Alternate Plan	132,068	150,408	152,802
6,501	4,351	3,398	3,398	2,831	83 %	5155000	UnemplCompens	6,275	6,275	2,487
0	-1,575	0	0	0	****	5190001	FEMA Salary/Bnft	0	0	0
2,193,419	2,213,300	2,334,268	2,343,741	2,074,346	89 %	Subtotals:		2,309,064	2,334,965	2,387,986
						53	Supplies			
3,427	2,518	10,500	10,500	3,045	29 %	5310000	Admin Supplies	10,500	10,500	10,500
0	0	700	700	0	0 %	5310001	ExtraordinarySpl	700	9,400	9,400
118	130	200	200	166	83 %	5311140	Postage	200	250	250
0	0	1,200	1,200	0	0 %	5317000	BooksPriodcls	1,200	1,200	1,200
3,545	2,648	12,600	12,600	3,211	25 %	Subtotals:		12,600	21,350	21,350
						54	Other Services and Charges			
11,108	11,441	16,000	16,000	11,441	72 %	5414200	Audit Services	16,000	12,000	12,000
3,897	3,300	7,000	7,000	3,540	51 %	5419301	Software Licensi	7,000	21,050	21,050
0	0	700	700	0	0 %	5423000	M&R Equip	700	700	700
65	108	500	500	113	23 %	5493100	Marketing and Ad	500	500	500
0	0	300	300	0	0 %	5494100	Printing	300	300	300
28,768	15,517	32,500	32,500	6,147	19 %	5496100	Travel and Confe	32,500	29,100	29,100
1,679	1,546	3,400	3,400	1,727	51 %	5496301	Business Mileage	3,400	3,700	3,700
4,440	5,350	6,700	6,700	6,414	96 %	5498000	Memb&Dues	6,700	6,200	6,200
49,958	37,263	67,100	67,100	29,384	44 %	Subtotals:		67,100	73,550	73,550
						56	Other Expenses			

Galveston County, Texas

Department Budget History and Budget (Expenditures) with FY-T-D Actuals

1101 Fund: General Fund
 1513 Department: County Auditor
 151300 Division: County Auditor

Current Fiscal Year is 93.4 % Complete

2019 Actual Expenditure	2020 Actual Expenditure	2021 Adopted Budget	2021 Amended Budget	2021 FY-T-D Expenditure	2021 Expenditure Percent	Object	Description	2022 Base Budget	2022 Requested Budget	2022 Adopted Budget
0	0	0	0	0	****		Subtotals:	0	0	0
						57	Capital Outlay			
0	0	0	0	0	****		Subtotals:	0	0	0
2,246,923	2,253,212	2,413,968	2,423,441	2,106,943	87 %		Fund Cost Center Totals:	2,388,764	2,429,865	2,482,886

Galveston County, Texas

Department Budget History and Budget (Expenditures) with FY-T-D Actuals

1101 Fund: General Fund
1514 Department: Dir of Finance/Admin/Budget Of
151400 Division: Professional Services

Current Fiscal Year is 93.4 % Complete

2019 Actual Expenditure	2020 Actual Expenditure	2021 Adopted Budget	2021 Amended Budget	2021 FY-T-D Expenditure	2021 Expenditure Percent	Object	Description	2022 Base Budget	2022 Requested Budget	2022 Adopted Budget
						51	Personnel & Benefits			
366,523	257,789	307,106	307,106	279,727	91 %	5100000	Salaries	307,106	303,030	303,030
28,818	24,382	30,244	30,244	24,987	83 %	5151000	Cnty Hlth Insur	30,244	30,244	32,640
5,339	3,757	4,454	4,454	4,076	92 %	5152102	Medicare FICA	4,454	4,395	4,395
43,506	31,457	36,869	38,527	34,712	90 %	5153000	Pension - TCDRS	38,267	37,759	39,001
32,125	22,331	14,448	26,551	24,182	91 %	5154000	Alternate Plan	14,448	26,199	26,199
1,608	745	595	595	495	83 %	5155000	UnemplCompens	1,107	1,093	426
-357	0	0	0	0	****	5190001	FEMA Salary/Bnft	0	0	0
477,565	340,462	393,716	407,477	368,182	90 %	Subtotals:		395,626	402,720	405,691
						53	Supplies			
2,289	654	2,500	2,500	928	37 %	5310000	Admin Supplies	2,500	2,500	2,500
0	0	0	0	0	****	5310001	ExtraordinarySpl	0	300	300
49	0	100	100	0	0 %	5317000	BooksPriodcls	100	100	100
2,339	654	2,600	2,600	928	36 %	Subtotals:		2,600	2,900	2,900
						54	Other Services and Charges			
0	0	20,000	20,000	15,000	75 %	5481000	Other ContractSv	20,000	20,000	20,000
1,866	0	3,200	3,200	240	8 %	5496100	Travel and Confe	3,200	3,700	3,200
955	0	1,000	1,000	0	0 %	5496301	Business Mileage	1,000	500	500
880	955	1,000	965	1,225	127 %	5498000	Memb&Dues	1,000	1,000	400
3,701	955	25,200	25,165	16,465	65 %	Subtotals:		25,200	25,200	24,100
						56	Other Expenses			
0	0	0	0	0	****	Subtotals:		0	0	0
						57	Capital Outlay			
0	0	0	0	0	****	Subtotals:		0	0	0

Galveston County, Texas

Department Budget History and Budget (Expenditures) with FY-T-D Actuals

1101 Fund: General Fund
 1514 Department: Dir of Finance/Admin/Budget Of
 151400 Division: Professional Services

Current Fiscal Year is 93.4 % Complete

2019 Actual Expenditure	2020 Actual Expenditure	2021 Adopted Budget	2021 Amended Budget	2021 FY-T-D Expenditure	2021 Expenditure Percent	Object	Description	2022 Base Budget	2022 Requested Budget	2022 Adopted Budget
483,606	342,072	421,516	435,242	385,575	89 %		Fund Cost Center Totals:	423,426	430,820	432,691

Galveston County, Texas

Department Budget History and Budget (Expenditures) with FY-T-D Actuals

1101 Fund: General Fund
1515 Department: County Tax Assessor Collector
151500 Division: Tax Assessor/Collector Admin

Current Fiscal Year is 93.4 % Complete

2019 Actual Expenditure	2020 Actual Expenditure	2021 Adopted Budget	2021 Amended Budget	2021 FY-T-D Expenditure	2021 Expenditure Percent	Object	Description	2022 Base Budget	2022 Requested Budget	2022 Adopted Budget
						51	Personnel & Benefits			
1,135,144	1,220,563	1,162,544	1,162,544	1,080,589	93 %	5100000	Salaries	1,098,514	1,096,583	1,192,311
1,001	0	0	0	0	****	5130000	Overtime	0	0	0
177,914	186,417	211,708	211,708	169,560	80 %	5151000	Cnty Hlth Insur	204,147	189,025	236,640
16,597	17,872	16,870	16,870	15,809	94 %	5152102	Medicare FICA	15,941	15,914	17,304
134,860	148,621	139,574	145,852	134,075	92 %	5153000	Pension - TCDRS	136,885	136,645	153,466
99,579	105,768	80,482	102,448	93,513	91 %	5154000	Alternate Plan	69,413	94,813	103,088
3,589	2,430	2,037	2,037	1,697	83 %	5155000	UnemplCompens	3,563	3,555	1,526
1,568,686	1,681,674	1,613,215	1,641,459	1,495,245	91 %	Subtotals:		1,528,463	1,536,535	1,704,335
						53	Supplies			
15,511	16,726	17,400	17,400	8,856	51 %	5310000	Admin Supplies	17,400	18,000	18,000
2,216	1,275	2,720	2,720	2,591	95 %	5310001	ExtraordinarySpl	2,720	2,295	2,295
0	0	450	450	234	52 %	5317000	BooksPriodcls	450	0	0
17,727	18,001	20,570	20,570	11,681	57 %	Subtotals:		20,570	20,295	20,295
						54	Other Services and Charges			
1,275	1,275	1,275	1,275	1,275	100 %	5423000	M&R Equip	1,275	1,275	1,275
23,672	29,508	36,385	36,385	34,360	94 %	5481000	Other ContractSv	36,385	43,485	43,485
654	593	1,300	1,300	0	0 %	5493100	Marketing and Ad	1,300	800	800
1,016	0	4,000	4,000	1,427	36 %	5496100	Travel and Confe	4,000	3,150	3,150
0	0	200	200	0	0 %	5496301	Business Mileage	200	250	200
0	0	220	220	175	80 %	5498000	Memb&Dues	220	325	220
26,618	31,377	43,380	43,380	37,238	86 %	Subtotals:		43,380	49,285	49,130
						56	Other Expenses			
0	0	0	0	0	****	Subtotals:		0	0	0
						57	Capital Outlay			

Galveston County, Texas

Department Budget History and Budget (Expenditures) with FY-T-D Actuals

1101 Fund: General Fund
 1515 Department: County Tax Assessor Collector
 151500 Division: Tax Assessor/Collector Admin

Current Fiscal Year is 93.4 % Complete

2019 Actual Expenditure	2020 Actual Expenditure	2021 Adopted Budget	2021 Amended Budget	2021 FY-T-D Expenditure	2021 Expenditure Percent	Object	Description	2022 Base Budget	2022 Requested Budget	2022 Adopted Budget
29,702	0	0	0	0	****	5743000	Vehicles	0	0	0
29,702	0	0	0	0	****	Subtotals:		0	0	0
1,642,735	1,731,053	1,677,165	1,705,409	1,544,165	91 %	Fund Cost Center Totals:		1,592,413	1,606,115	1,773,760

Galveston County, Texas

Department Budget History and Budget (Expenditures) with FY-T-D Actuals

1101 Fund: General Fund
1515 Department: County Tax Assessor Collector
151519 Division: Tax Assessor/Collector TxDMV

Current Fiscal Year is 93.4 % Complete

2019 Actual Expenditure	2020 Actual Expenditure	2021 Adopted Budget	2021 Amended Budget	2021 FY-T-D Expenditure	2021 Expenditure Percent	Object	Description	2022 Base Budget	2022 Requested Budget	2022 Adopted Budget
						51	Personnel & Benefits			
724,171	766,720	754,988	754,988	707,104	94 %	5100000	Salaries	784,664	782,016	788,068
145,431	143,555	166,342	166,342	137,848	83 %	5151000	Cnty Hlth Insur	158,781	166,342	187,680
10,575	11,146	10,960	10,960	10,351	94 %	5152102	Medicare FICA	11,391	11,353	11,441
85,959	92,760	90,644	94,721	87,769	93 %	5153000	Pension - TCDRS	97,781	97,450	101,438
63,458	66,034	53,655	65,914	61,229	93 %	5154000	Alternate Plan	48,107	67,614	68,138
2,543	1,761	1,470	1,470	1,225	83 %	5155000	UnemplCompens	2,835	2,825	1,112
1,032,140	1,081,977	1,078,059	1,094,395	1,005,528	92 %		Subtotals:	1,103,559	1,127,600	1,157,877
						53	Supplies			
13,724	14,647	13,200	13,200	8,692	66 %	5310000	Admin Supplies	13,200	13,200	13,200
0	0	0	0	0	****	5317000	BooksPriodcls	0	330	330
13,724	14,647	13,200	13,200	8,692	66 %		Subtotals:	13,200	13,530	13,530
						54	Other Services and Charges			
493	129	600	600	0	0 %	5496301	Business Mileage	600	750	600
493	129	600	600	0	0 %		Subtotals:	600	750	600
1,046,358	1,096,754	1,091,859	1,108,195	1,014,221	92 %		Fund Cost Center Totals:	1,117,359	1,141,880	1,172,007

Galveston County, Texas

Department Budget History and Budget (Expenditures) with FY-T-D Actuals

1101 Fund: General Fund
1515 Department: County Tax Assessor Collector
151553 Division: Tax Assessor/Coll Collection

Current Fiscal Year is 93.4 % Complete

2019 Actual Expenditure	2020 Actual Expenditure	2021 Adopted Budget	2021 Amended Budget	2021 FY-T-D Expenditure	2021 Expenditure Percent	Object	Description	2022 Base Budget	2022 Requested Budget	2022 Adopted Budget
						51	Personnel & Benefits			
72,236	75,225	74,817	74,817	66,654	89 %	5100000	Salaries	74,817	74,817	76,287
12,532	13,616	15,122	15,122	13,075	86 %	5151000	Cnty Hlth Insur	15,122	15,122	16,320
1,056	1,094	1,086	1,086	969	89 %	5152102	Medicare FICA	1,086	1,086	1,108
8,574	9,164	8,983	9,387	8,272	88 %	5153000	Pension - TCDRS	9,323	9,323	9,819
6,331	6,521	3,177	6,468	5,762	89 %	5154000	Alternate Plan	3,177	6,469	6,596
268	174	145	145	120	83 %	5155000	UnemplCompens	271	271	108
100,998	105,796	103,330	107,025	94,855	89 %		Subtotals:	103,796	107,088	110,238
						53	Supplies			
338	1,200	1,200	1,200	0	0 %	5310000	Admin Supplies	1,200	1,200	1,200
338	1,200	1,200	1,200	0	0 %		Subtotals:	1,200	1,200	1,200
						54	Other Services and Charges			
0	0	0	0	0	****	5496100	Travel and Confe	0	2,715	2,715
0	0	0	0	0	****	5496301	Business Mileage	0	150	150
0	0	0	0	0	****	5498000	Memb&Dues	0	50	50
0	0	0	0	0	****		Subtotals:	0	2,915	2,915
101,336	106,996	104,530	108,225	94,855	88 %		Fund Cost Center Totals:	104,996	111,203	114,353

Galveston County, Texas

Department Budget History and Budget (Expenditures) with FY-T-D Actuals

1101 Fund: General Fund
1515 Department: County Tax Assessor Collector
151554 Division: Tax Assessor/Collector Reimb

Current Fiscal Year is 93.4 % Complete

2019 Actual Expenditure	2020 Actual Expenditure	2021 Adopted Budget	2021 Amended Budget	2021 FY-T-D Expenditure	2021 Expenditure Percent	Object	Description	2022 Base Budget	2022 Requested Budget	2022 Adopted Budget
						51	Personnel & Benefits			
5,316	0	5,000	5,000	1,498	30 %	5120001	Seasonal Help	5,000	5,000	5,000
77	0	73	73	21	30 %	5152102	Medicare FICA	73	73	73
72	0	69	69	20	30 %	5154111	Alt Pln-Nonp Emp	69	69	69
18	12	10	10	8	83 %	5155000	UnemplCompens	18	18	7
5,484	12	5,152	5,152	1,549	30 %		Subtotals:	5,160	5,160	5,149
						54	Other Services and Charges			
22,811	18,753	26,000	26,000	310	1 %	5493100	Marketing and Ad	26,000	26,000	26,000
22,811	18,753	26,000	26,000	310	1 %		Subtotals:	26,000	26,000	26,000
28,295	18,765	31,152	31,152	1,859	6 %		Fund Cost Center Totals:	31,160	31,160	31,149

Galveston County, Texas

Department Budget History and Budget (Expenditures) with FY-T-D Actuals

1101 Fund: General Fund
1516 Department: County Treasurer
151600 Division: County Treasurer

Current Fiscal Year is 93.4 % Complete

2019 Actual Expenditure	2020 Actual Expenditure	2021 Adopted Budget	2021 Amended Budget	2021 FY-T-D Expenditure	2021 Expenditure Percent	Object	Description	2022 Base Budget	2022 Requested Budget	2022 Adopted Budget
						51	Personnel & Benefits			
466,405	454,961	469,436	469,436	433,264	92 %	5100000	Salaries	469,436	469,436	476,560
3,229	4,605	6,000	6,000	3,479	58 %	5130000	Overtime	6,000	6,000	6,000
53,288	46,916	52,927	52,927	45,242	85 %	5151000	Cnty Hlth Insur	52,927	52,927	57,120
6,831	6,688	6,898	6,898	6,357	92 %	5152102	Medicare FICA	6,898	6,898	7,001
55,745	55,963	57,080	59,596	54,198	91 %	5153000	Pension - TCDRS	59,243	59,243	62,109
41,163	39,846	41,105	41,105	37,756	92 %	5154000	Alternate Plan	37,295	41,105	41,720
1,331	935	704	704	586	83 %	5155000	UnemplCompens	1,310	1,310	521
0	-1,081	0	0	0	****	5190001	FEMA Salary/Bnft	0	0	0
627,994	608,834	634,150	636,666	580,886	91 %		Subtotals:	633,109	636,919	651,031
						53	Supplies			
8,394	6,016	10,000	10,000	4,645	46 %	5310000	Admin Supplies	10,000	10,000	10,000
299	0	1,000	1,000	0	0 %	5310001	ExtraordinarySpl	1,000	1,000	1,000
2,437	1,839	2,700	2,700	1,341	50 %	5317000	BooksPriodcls	2,700	3,000	3,000
11,131	7,855	13,700	13,700	5,987	44 %		Subtotals:	13,700	14,000	14,000
						54	Other Services and Charges			
5,179	5,705	10,000	10,000	2,965	30 %	5481000	Other ContractSv	10,000	10,000	10,000
955	0	0	0	0	****	5493100	Marketing and Ad	0	0	0
6,069	3,781	9,093	9,093	3,164	35 %	5496100	Travel and Confe	9,093	10,000	7,500
480	0	1,200	1,200	591	49 %	5496301	Business Mileage	1,200	1,200	1,200
175	175	400	400	175	44 %	5498000	Memb&Dues	400	400	400
12,860	9,661	20,693	20,693	6,895	33 %		Subtotals:	20,693	21,600	19,100
						56	Other Expenses			
0	0	0	0	0	****		Subtotals:	0	0	0

Galveston County, Texas

Department Budget History and Budget (Expenditures) with FY-T-D Actuals

1101 Fund: General Fund
 1516 Department: County Treasurer
 151600 Division: County Treasurer

Current Fiscal Year is 93.4 % Complete

2019 Actual Expenditure	2020 Actual Expenditure	2021 Adopted Budget	2021 Amended Budget	2021 FY-T-D Expenditure	2021 Expenditure Percent	Object	Description	2022 Base Budget	2022 Requested Budget	2022 Adopted Budget
651,986	626,352	668,543	671,059	593,769	88 %		Fund Cost Center Totals:	667,502	672,519	684,131

Galveston County, Texas

Department Budget History and Budget (Expenditures) with FY-T-D Actuals

1101 Fund: General Fund
1518 Department: Purchasing Department
151800 Division: Purchasing

Current Fiscal Year is 93.4 % Complete

2019 Actual Expenditure	2020 Actual Expenditure	2021 Adopted Budget	2021 Amended Budget	2021 FY-T-D Expenditure	2021 Expenditure Percent	Object	Description	2022 Base Budget	2022 Requested Budget	2022 Adopted Budget
						51	Personnel & Benefits			
452,176	411,847	499,801	499,801	392,878	79 %	5100000	Salaries	499,801	499,801	512,952
48,895	40,848	60,488	60,488	40,970	68 %	5151000	Cnty Hlth Insur	45,366	52,927	65,280
6,615	6,028	7,252	7,252	5,753	79 %	5152102	Medicare FICA	7,252	7,252	7,441
53,673	50,171	60,003	62,702	48,762	78 %	5153000	Pension - TCDRS	62,279	62,279	66,020
39,633	35,703	43,211	43,211	33,964	79 %	5154000	Alternate Plan	43,211	43,211	44,349
1,721	1,155	970	970	808	83 %	5155000	UnemplCompens	1,803	1,803	722
602,715	545,755	671,725	674,424	523,139	78 %	Subtotals:		659,712	667,273	696,764
						53	Supplies			
3,846	1,785	4,000	4,000	3,066	77 %	5310000	Admin Supplies	4,000	4,000	4,000
2,157	0	2,100	2,100	170	8 %	5310001	ExtraordinarySpl	2,100	2,100	2,100
6,004	1,785	6,100	6,100	3,237	53 %	Subtotals:		6,100	6,100	6,100
						54	Other Services and Charges			
0	3,000	16,000	16,000	14,800	92 %	5419301	Software Licensi	16,000	16,000	16,000
1,692	6,979	8,000	8,000	6,078	76 %	5481000	Other ContractSv	8,000	8,000	8,000
11,574	10,159	13,000	13,000	14,057	108 %	5493100	Marketing and Ad	13,000	10,500	10,500
2,331	555	7,050	7,050	1,823	26 %	5496100	Travel and Confe	7,050	6,000	6,000
72	76	500	500	0	0 %	5496301	Business Mileage	500	500	500
1,773	1,504	1,525	1,525	1,325	87 %	5498000	Memb&Dues	1,525	2,825	2,825
17,442	22,273	46,075	46,075	38,084	83 %	Subtotals:		46,075	43,825	43,825
						56	Other Expenses			
0	0	0	0	0	****	Subtotals:		0	0	0
626,162	569,814	723,900	726,599	564,460	78 %	Fund Cost Center Totals:		711,887	717,198	746,689

Galveston County, Texas

Department Budget History and Budget (Expenditures) with FY-T-D Actuals

1101 Fund: General Fund
1519 Department: Grant Administration
151900 Division: Grant Administration

Current Fiscal Year is 93.4 % Complete

2019 Actual Expenditure	2020 Actual Expenditure	2021 Adopted Budget	2021 Amended Budget	2021 FY-T-D Expenditure	2021 Expenditure Percent	Object	Description	2022 Base Budget	2022 Requested Budget	2022 Adopted Budget
						51	Personnel & Benefits			
138,822	222,624	293,223	293,223	206,914	71 %	5100000	Salaries	281,627	269,358	288,618
12,789	22,388	37,805	37,805	20,573	54 %	5151000	Cnty Hlth Insur	37,805	30,244	35,360
2,024	3,236	4,254	4,254	3,016	71 %	5152102	Medicare FICA	4,086	3,907	4,187
16,478	27,062	35,203	36,786	25,690	70 %	5153000	Pension - TCDRS	35,093	33,564	37,147
12,167	19,237	20,720	25,351	17,888	71 %	5154000	Alternate Plan	20,720	23,288	24,954
823	683	569	569	474	83 %	5155000	UnemplCompens	1,017	972	406
183,105	295,232	391,774	397,988	274,558	69 %	Subtotals:		380,348	361,333	390,672
						53	Supplies			
0	128	2,500	2,500	440	18 %	5310000	Admin Supplies	2,500	2,500	2,500
0	128	2,500	2,500	440	18 %	Subtotals:		2,500	2,500	2,500
						54	Other Services and Charges			
0	21,880	0	0	0	****	5481000	Other ContractSv	0	0	0
0	177	0	0	0	****	5493100	Marketing and Ad	0	0	0
28	264	3,600	3,600	0	0 %	5496100	Travel and Confe	3,600	3,600	3,600
693	338	2,400	2,400	17	1 %	5496301	Business Mileage	2,400	2,400	2,400
721	22,660	6,000	6,000	17	0 %	Subtotals:		6,000	6,000	6,000
183,826	318,021	400,274	406,488	275,016	68 %	Fund Cost Center Totals:		388,848	369,833	399,172

Galveston County, Texas

Department Budget History and Budget (Expenditures) with FY-T-D Actuals

1101 Fund: General Fund
1530 Department: Legal Department
153000 Division: Legal Department

Current Fiscal Year is 93.4 % Complete

2019 Actual Expenditure	2020 Actual Expenditure	2021 Adopted Budget	2021 Amended Budget	2021 FY-T-D Expenditure	2021 Expenditure Percent	Object	Description	2022 Base Budget	2022 Requested Budget	2022 Adopted Budget
						51	Personnel & Benefits			
528,142	0	0	0	0	****	5100000	Salaries	0	0	0
34,311	0	0	0	0	****	5151000	Cnty Hlth Insur	0	0	0
7,728	0	0	0	0	****	5152102	Medicare FICA	0	0	0
62,690	0	0	0	0	****	5153000	Pension - TCDRS	0	0	0
46,253	0	0	0	0	****	5154000	Alternate Plan	0	0	0
2,902	0	0	0	0	****	5155000	UnemplCompens	0	0	0
-3,313	0	0	0	0	****	5190001	FEMA Salary/Bnft	0	0	0
678,715	0	0	0	0	****	Subtotals:		0	0	0
						53	Supplies			
1,894	0	0	0	0	****	5310000	Admin Supplies	0	0	0
1,894	0	0	0	0	****	Subtotals:		0	0	0
						54	Other Services and Charges			
1,322,811	1,182,942	1,400,000	1,398,070	662,373	47 %	5413000	Contract Legal	1,400,000	1,400,000	1,250,000
2,700	0	0	1,930	1,930	100 %	5413020	Other Litigation	1,930	2,000	2,000
44	0	0	0	0	****	5431000	Interpreters	0	0	0
673	0	0	0	0	****	5496100	Travel and Confe	0	0	0
1,126	0	0	0	0	****	5496301	Business Mileage	0	0	0
1,327,356	1,182,942	1,400,000	1,400,000	664,303	47 %	Subtotals:		1,401,930	1,402,000	1,252,000
						56	Other Expenses			
0	0	0	0	0	****	Subtotals:		0	0	0
						57	Capital Outlay			
0	0	0	0	0	****	Subtotals:		0	0	0

Galveston County, Texas

Department Budget History and Budget (Expenditures) with FY-T-D Actuals

1101 Fund: General Fund
 1530 Department: Legal Department
 153000 Division: Legal Department

Current Fiscal Year is 93.4 % Complete

2019 Actual Expenditure	2020 Actual Expenditure	2021 Adopted Budget	2021 Amended Budget	2021 FY-T-D Expenditure	2021 Expenditure Percent	Object	Description	2022 Base Budget	2022 Requested Budget	2022 Adopted Budget
2,007,966	1,182,942	1,400,000	1,400,000	664,303	47 %		Fund Cost Center Totals:	1,401,930	1,402,000	1,252,000

Galveston County, Texas

Department Budget History and Budget (Expenditures) with FY-T-D Actuals

1101 Fund: General Fund
1550 Department: Human Resources
155000 Division: Human Resources

Current Fiscal Year is 93.4 % Complete

2019 Actual Expenditure	2020 Actual Expenditure	2021 Adopted Budget	2021 Amended Budget	2021 FY-T-D Expenditure	2021 Expenditure Percent	Object	Description	2022 Base Budget	2022 Requested Budget	2022 Adopted Budget
						51	Personnel & Benefits			
342,764	383,360	394,776	402,633	360,743	90 %	5100000	Salaries	386,741	402,632	412,614
32,332	33,477	37,805	37,805	30,943	82 %	5151000	Cnty Hlth Insur	30,244	37,805	40,800
4,992	5,587	5,727	5,841	5,259	90 %	5152102	Medicare FICA	5,610	5,841	5,985
40,686	46,693	47,395	50,506	44,766	89 %	5153000	Pension - TCDRS	48,190	50,170	53,106
30,043	33,235	30,125	34,812	31,186	90 %	5154000	Alternate Plan	29,430	34,810	35,673
1,247	912	764	779	636	82 %	5155000	UnemplCompens	1,394	1,451	579
0	-86	0	0	0	****	5190001	FEMA Salary/Bnft	0	0	0
452,067	503,179	516,592	532,376	473,537	89 %	Subtotals:		501,609	532,709	548,757
						53	Supplies			
4,409	1,243	4,500	4,500	2,065	46 %	5310000	Admin Supplies	4,500	4,500	4,500
0	214	350	350	77	22 %	5312101	Uniforms	350	350	350
0	0	2,500	2,500	0	0 %	5314101	Food	2,500	2,500	2,500
826	262	500	500	378	76 %	5317000	BooksPriodcls	500	500	500
5,236	1,721	7,850	7,850	2,521	32 %	Subtotals:		7,850	7,850	7,850
						54	Other Services and Charges			
15,795	12,809	20,000	20,000	16,223	81 %	5412101	Contract Medical	20,000	20,000	20,000
0	36,823	74,000	74,000	44,796	61 %	5419301	Software Licensi	74,000	80,000	80,000
45,444	65,989	180,000	180,000	115,075	64 %	5481000	Other ContractSv	180,000	190,000	190,000
6,521	3,467	6,400	6,400	2,212	35 %	5493100	Marketing and Ad	6,400	6,800	6,400
0	0	4,400	4,400	0	0 %	5496100	Travel and Confe	4,400	3,500	3,500
53	0	800	800	0	0 %	5496301	Business Mileage	800	800	800
0	0	400	400	0	0 %	5498000	Memb&Dues	400	450	400
67,814	119,090	286,000	286,000	178,307	62 %	Subtotals:		286,000	301,550	301,100
						56	Other Expenses			

Galveston County, Texas

Department Budget History and Budget (Expenditures) with FY-T-D Actuals

1101 Fund: General Fund
 1550 Department: Human Resources
 155000 Division: Human Resources

Current Fiscal Year is 93.4 % Complete

2019 Actual Expenditure	2020 Actual Expenditure	2021 Adopted Budget	2021 Amended Budget	2021 FY-T-D Expenditure	2021 Expenditure Percent	Object	Description	2022 Base Budget	2022 Requested Budget	2022 Adopted Budget
0	0	0	0	0	****		Subtotals:	0	0	0
525,117	623,991	810,442	826,226	654,366	79 %		Fund Cost Center Totals:	795,459	842,109	857,707

Galveston County, Texas

Department Budget History and Budget (Expenditures) with FY-T-D Actuals

1101 Fund: General Fund
1591 Department: Information Technology
159100 Division: Information Technology

Current Fiscal Year is 93.4 % Complete

2019 Actual Expenditure	2020 Actual Expenditure	2021 Adopted Budget	2021 Amended Budget	2021 FY-T-D Expenditure	2021 Expenditure Percent	Object	Description	2022 Base Budget	2022 Requested Budget	2022 Adopted Budget
						51	Personnel & Benefits			
2,459,524	2,457,273	2,486,409	2,486,409	1,970,125	79 %	5100000	Salaries	2,469,627	2,430,911	2,926,411
29,097	21,423	32,500	32,500	25,734	79 %	5130000	Overtime	32,500	32,500	32,500
266,096	257,225	317,562	317,562	222,305	70 %	5151000	Cnty Hlth Insur	264,635	310,001	375,360
35,035	35,499	36,547	36,547	29,157	80 %	5152102	Medicare FICA	36,304	35,743	42,931
295,399	301,724	302,412	316,015	247,638	78 %	5153000	Pension - TCDRS	311,781	306,956	380,831
218,127	214,768	211,362	217,779	172,583	79 %	5154000	Alternate Plan	202,291	212,981	255,819
8,893	6,147	4,882	4,882	4,068	83 %	5155000	UnemplCompens	9,027	8,889	4,163
3,312,174	3,294,062	3,391,674	3,411,694	2,671,613	78 %		Subtotals:	3,326,165	3,337,981	4,018,015
						53	Supplies			
92,793	48,953	25,000	25,000	25,471	102 %	5310000	Admin Supplies	25,000	30,000	25,000
95,843	22,457	30,000	30,000	26,490	88 %	5310001	ExtraordinarySpl	30,000	631,500	263,300
0	501	0	0	0	****	5312101	Uniforms	0	500	500
0	498	500	500	244	49 %	5313100	Clean/Hshld Supp	500	250	250
188,637	72,410	55,500	55,500	52,207	94 %		Subtotals:	55,500	662,250	289,050
						54	Other Services and Charges			
1,945,897	2,094,442	2,517,135	2,478,124	2,178,105	88 %	5419301	Software Licensi	2,517,135	2,789,680	2,789,680
400,988	294,742	551,000	590,011	450,419	76 %	5423000	M&R Equip	551,000	473,800	473,800
414,958	393,756	408,000	408,000	156,283	38 %	5426100	Equip Other Rntl	408,000	460,000	440,000
137,629	46,707	93,400	93,400	10,847	12 %	5481000	Other ContractSv	93,400	814,950	150,950
566,933	628,862	250,000	250,000	275,681	110 %	5492101	Telephone Exp	250,000	340,000	340,000
0	0	325,000	325,000	333,476	103 %	5492200	Internet/Data	325,000	384,500	384,500
83,172	120,537	85,000	85,000	107,755	127 %	5492302	Air Cards	85,000	85,000	85,000
3,160	2,400	0	0	0	****	5492306	Cellphone Allow	0	0	0
8,985	7,898	8,000	9,950	9,950	100 %	5495095	Training & Suppl	8,000	21,400	21,400
66,108	40,711	40,000	38,050	3,744	10 %	5496100	Travel and Confe	40,000	48,000	38,050
280	404	1,000	1,000	556	56 %	5496301	Business Mileage	1,000	500	500
275	175	1,400	1,400	0	0 %	5498000	Memb&Dues	1,400	1,200	1,200

Galveston County, Texas

Department Budget History and Budget (Expenditures) with FY-T-D Actuals

1101 Fund: General Fund
1591 Department: Information Technology
159100 Division: Information Technology

Current Fiscal Year is 93.4 % Complete

2019 Actual Expenditure	2020 Actual Expenditure	2021 Adopted Budget	2021 Amended Budget	2021 FY-T-D Expenditure	2021 Expenditure Percent	Object	Description	2022 Base Budget	2022 Requested Budget	2022 Adopted Budget
3,628,389	3,630,639	4,279,935	4,279,935	3,526,820	82 %		Subtotals:	4,279,935	5,419,030	4,725,080
						56	Other Expenses			
0	0	0	0	0	****		Subtotals:	0	0	0
						57	Capital Outlay			
63,130	0	0	0	0	****	5743000	Vehicles	0	0	0
615,548	0	0	0	0	****	5745000	Tech Hardware	0	1,118,000	723,000
21,894	0	0	0	0	****	5746000	Software	0	50,000	50,000
700,572	0	0	0	0	****		Subtotals:	0	1,168,000	773,000
						58	Debt Service			
0	0	0	0	0	****		Subtotals:	0	0	0
						59	Other Financing Uses			
0	0	0	0	0	****		Subtotals:	0	0	0
7,829,773	6,997,111	7,727,109	7,747,129	6,250,641	81 %		Fund Cost Center Totals:	7,661,600	10,587,261	9,805,145

Galveston County, Texas

Department Budget History and Budget (Expenditures) with FY-T-D Actuals

1101 Fund: General Fund
 1591 Department: Information Technology
 159106 Division: Desktop Refresh

Current Fiscal Year is 93.4 % Complete

2019 Actual Expenditure	2020 Actual Expenditure	2021 Adopted Budget	2021 Amended Budget	2021 FY-T-D Expenditure	2021 Expenditure Percent	Object	Description	2022 Base Budget	2022 Requested Budget	2022 Adopted Budget
						53	Supplies			
570,565	399,145	0	0	0	****	5310001	ExtraordinarySpl	0	0	0
570,565	399,145	0	0	0	****		Subtotals:	0	0	0
						54	Other Services and Charges			
0	0	0	0	0	****		Subtotals:	0	0	0
570,565	399,145	0	0	0	****		Fund Cost Center Totals:	0	0	0

Galveston County, Texas

Department Budget History and Budget (Expenditures) with FY-T-D Actuals

1101 Fund: General Fund
 1591 Department: Information Technology
 159109 Division: DR Storage

Current Fiscal Year is 93.4 % Complete

2019 Actual Expenditure	2020 Actual Expenditure	2021 Adopted Budget	2021 Amended Budget	2021 FY-T-D Expenditure	2021 Expenditure Percent	Object	Description	2022 Base Budget	2022 Requested Budget	2022 Adopted Budget
						53	Supplies			
0	0	0	0	0	****		Subtotals:	0	0	0
						54	Other Services and Charges			
0	0	0	0	0	****		Subtotals:	0	0	0
						57	Capital Outlay			
0	0	0	0	0	****		Subtotals:	0	0	0
0	0	0	0	0	****		Fund Cost Center Totals:	0	0	0

Galveston County, Texas

Department Budget History and Budget (Expenditures) with FY-T-D Actuals

1101 Fund: General Fund
1591 Department: Information Technology
159111 Division: Print Center

Current Fiscal Year is 93.4 % Complete

2019 Actual Expenditure	2020 Actual Expenditure	2021 Adopted Budget	2021 Amended Budget	2021 FY-T-D Expenditure	2021 Expenditure Percent	Object	Description	2022 Base Budget	2022 Requested Budget	2022 Adopted Budget
						51	Personnel & Benefits			
81,081	83,195	82,926	82,926	76,545	92 %	5100000	Salaries	82,926	82,926	82,926
0	9	0	0	0	****	5130000	Overtime	0	0	0
13,322	13,616	15,122	15,122	13,075	86 %	5151000	Cnty Hlth Insur	15,122	15,122	16,320
1,187	1,218	1,204	1,204	1,121	93 %	5152102	Medicare FICA	1,204	1,204	1,204
9,624	10,136	9,956	10,404	9,499	91 %	5153000	Pension - TCDRS	10,333	10,333	10,674
7,106	7,212	7,170	7,170	6,617	92 %	5154000	Alternate Plan	7,170	7,170	7,170
292	192	161	161	134	83 %	5155000	UnemplCompens	300	300	117
112,613	115,581	116,539	116,987	106,993	91 %	Subtotals:		117,055	117,055	118,411
						53	Supplies			
49,073	48,401	30,000	30,000	29,912	100 %	5310000	Admin Supplies	30,000	6,500	6,500
386,645	385,021	350,000	350,000	289,314	83 %	5311140	Postage	350,000	350,000	350,000
435,719	433,422	380,000	380,000	319,227	84 %	Subtotals:		380,000	356,500	356,500
						54	Other Services and Charges			
0	0	0	0	0	****	Subtotals:		0	0	0
548,332	549,003	496,539	496,987	426,220	86 %	Fund Cost Center Totals:		497,055	473,555	474,911

Galveston County, Texas

Department Budget History and Budget (Expenditures) with FY-T-D Actuals

1101 Fund: General Fund
1701 Department: Facilities Services
170100 Division: Facilities Svcs & Maintenance

Current Fiscal Year is 93.4 % Complete

2019 Actual Expenditure	2020 Actual Expenditure	2021 Adopted Budget	2021 Amended Budget	2021 FY-T-D Expenditure	2021 Expenditure Percent	Object	Description	2022 Base Budget	2022 Requested Budget	2022 Adopted Budget
						51	Personnel & Benefits			
740,524	860,705	884,979	884,979	828,272	94 %	5100000	Salaries	884,998	881,065	899,227
47,873	35,617	60,000	60,000	77,805	130 %	5130000	Overtime	60,000	60,000	60,000
105,731	115,971	136,098	136,098	115,172	85 %	5151000	Cnty Hlth Insur	128,537	136,098	146,880
11,546	13,022	13,712	13,712	13,288	97 %	5152102	Medicare FICA	13,711	13,655	13,918
93,546	108,183	113,452	118,555	112,444	95 %	5153000	Pension - TCDRS	117,755	117,265	123,458
69,075	76,992	72,297	83,746	78,330	94 %	5154000	Alternate Plan	72,298	81,363	82,933
3,309	2,158	1,830	1,830	1,525	83 %	5155000	UnemplCompens	3,409	3,396	1,353
-1,433	0	0	0	-225	****	5190001	FEMA Salary/Bnft	0	0	0
1,070,172	1,212,651	1,282,368	1,298,920	1,226,614	94 %	Subtotals:		1,280,708	1,292,842	1,327,769
						53	Supplies			
4,790	11,633	7,500	7,500	2,891	39 %	5310000	Admin Supplies	7,500	7,500	7,500
0	0	600	7,330	4,558	62 %	5310001	ExtraordinarySpl	600	600	600
8,480	0	7,000	7,000	3,255	47 %	5312101	Uniforms	7,000	7,000	7,000
70,551	66,965	85,000	85,000	81,678	96 %	5313100	Clean/Hshld Supp	85,000	85,000	85,000
83,822	78,598	100,100	106,830	92,384	86 %	Subtotals:		100,100	100,100	100,100
						54	Other Services and Charges			
20,952	21,462	32,000	32,000	16,346	51 %	5412094	CareHereMaint	32,000	32,000	32,000
660,739	642,320	720,000	720,000	597,824	83 %	5421100	Water	720,000	720,000	720,000
2,082,442	1,891,765	2,100,000	2,060,000	1,581,833	77 %	5421200	Electricity	2,100,000	2,100,000	2,100,000
260,049	136,417	275,000	275,000	133,149	48 %	5421300	Gas	275,000	275,000	275,000
5,143	1,536	8,000	8,000	1,509	19 %	5422200	Carpet Cleaning	8,000	8,000	8,000
275,346	356,259	415,000	402,670	207,039	51 %	5423000	M&R Equip	415,000	415,000	300,000
1,234,198	1,278,623	1,100,000	1,114,718	938,944	84 %	5424000	Building Mainten	1,100,000	1,100,000	1,100,000
969,649	1,039,875	1,070,500	1,111,543	992,154	89 %	5481000	Other ContractSv	1,070,500	1,186,543	1,186,543
366	0	2,000	2,000	795	40 %	5496100	Travel and Confe	2,000	2,000	2,000
5,508,888	5,368,259	5,722,500	5,725,931	4,469,596	78 %	Subtotals:		5,722,500	5,838,543	5,723,543

Galveston County, Texas

Department Budget History and Budget (Expenditures) with FY-T-D Actuals

1101 Fund: General Fund
1701 Department: Facilities Services
170100 Division: Facilities Srvs & Maintenance

Current Fiscal Year is 93.4 % Complete

2019 Actual Expenditure	2020 Actual Expenditure	2021 Adopted Budget	2021 Amended Budget	2021 FY-T-D Expenditure	2021 Expenditure Percent	Object	Description	2022 Base Budget	2022 Requested Budget	2022 Adopted Budget
						55	Inter/Intragvrnmntl Expenditrs			
0	0	0	0	0	****	Subtotals:		0	0	0
						56	Other Expenses			
0	0	0	0	0	****	Subtotals:		0	0	0
						57	Capital Outlay			
486,709	466,400	0	3,179,290	780,892	25 %	5722000	Building Improve	7,000	0	0
0	35,087	10,000	38,500	28,114	73 %	5741000	Equipment	10,000	10,000	10,000
40,488	33,535	77,000	185,086	35,070	19 %	5743000	Vehicles	77,000	226,000	0
527,197	535,022	87,000	3,402,876	844,077	25 %	Subtotals:		94,000	236,000	10,000
7,190,080	7,194,532	7,191,968	10,534,558	6,632,672	63 %	Fund Cost Center Totals:		7,197,308	7,467,485	7,161,412

Galveston County, Texas

Department Budget History and Budget (Expenditures) with FY-T-D Actuals

1101 Fund: General Fund
 1701 Department: Facilities Services
 170101 Division: County Architect

Current Fiscal Year is 93.4 % Complete

2019 Actual Expenditure	2020 Actual Expenditure	2021 Adopted Budget	2021 Amended Budget	2021 FY-T-D Expenditure	2021 Expenditure Percent	Object	Description	2022 Base Budget	2022 Requested Budget	2022 Adopted Budget
						51	Personnel & Benefits			
0	0	0	0	0	****		Subtotals:	0	0	0
						54	Other Services and Charges			
0	0	0	0	0	****		Subtotals:	0	0	0
0	0	0	0	0	****		Fund Cost Center Totals:	0	0	0

Galveston County, Texas

Department Budget History and Budget (Expenditures) with FY-T-D Actuals

1101 Fund: General Fund
 1701 Department: Facilities Services
 170104 Division: ADA Compliance

Current Fiscal Year is 93.4 % Complete

2019 Actual Expenditure	2020 Actual Expenditure	2021 Adopted Budget	2021 Amended Budget	2021 FY-T-D Expenditure	2021 Expenditure Percent	Object	Description	2022 Base Budget	2022 Requested Budget	2022 Adopted Budget
						51	Personnel & Benefits			
0	0	0	0	0	****		Subtotals:	0	0	0
						53	Supplies			
0	0	0	0	0	****		Subtotals:	0	0	0
						54	Other Services and Charges			
5,200	0	12,000	12,000	0	0 %	5424000	Building Mainten	12,000	12,000	12,000
55,719	0	50,000	50,000	6,940	14 %	5481000	Other ContractSv	50,000	50,000	50,000
60,919	0	62,000	62,000	6,940	11 %		Subtotals:	62,000	62,000	62,000
60,919	0	62,000	62,000	6,940	11 %		Fund Cost Center Totals:	62,000	62,000	62,000

Galveston County, Texas

Department Budget History and Budget (Expenditures) with FY-T-D Actuals

1101 Fund: General Fund
1721 Department: Fleet Management
172111 Division: Fleet Mgmt - Galveston

Current Fiscal Year is 93.4 % Complete

2019 Actual Expenditure	2020 Actual Expenditure	2021 Adopted Budget	2021 Amended Budget	2021 FY-T-D Expenditure	2021 Expenditure Percent	Object	Description	2022 Base Budget	2022 Requested Budget	2022 Adopted Budget
						51	Personnel & Benefits			
574,926	575,307	580,738	580,738	527,959	91 %	5100000	Salaries	583,731	581,174	594,403
438	998	6,000	6,000	158	3 %	5130000	Overtime	6,000	6,000	6,000
92,974	87,737	105,854	105,854	84,909	80 %	5151000	Cnty Hlth Insur	105,854	105,854	114,240
8,419	8,428	8,514	8,514	7,732	91 %	5152102	Medicare FICA	8,559	8,522	8,711
68,296	70,186	70,443	73,612	65,556	89 %	5153000	Pension - TCDRS	73,486	73,167	77,279
50,429	49,965	44,886	50,728	45,710	90 %	5154000	Alternate Plan	36,004	50,767	51,911
2,049	1,415	1,140	1,140	950	83 %	5155000	UnemplCompens	2,131	2,121	846
797,535	794,039	817,575	826,586	732,977	89 %	Subtotals:		815,765	827,605	853,390
						53	Supplies			
1,603	260	1,500	1,500	1,253	84 %	5310000	Admin Supplies	1,500	2,000	2,000
1,909	3,758	5,200	5,200	249	5 %	5310001	ExtraordinarySpl	5,200	0	0
17,566	19,410	17,500	17,500	13,146	75 %	5310002	Oper Supplies	17,500	17,500	17,500
5,768	7,980	8,000	8,000	6,774	85 %	5312101	Uniforms	8,000	9,700	9,700
249,861	244,331	425,000	425,000	394,303	93 %	5322010	Fuel	425,000	425,000	525,000
11,177	23,260	17,000	17,000	1,498	9 %	5361001	VHMake Ready	17,000	22,000	22,000
287,887	299,001	474,200	474,200	417,225	88 %	Subtotals:		474,200	476,200	576,200
						54	Other Services and Charges			
25,931	46,771	56,900	56,900	52,030	91 %	5419301	Software Licensi	56,900	58,000	58,000
26,750	30,398	36,000	36,000	34,585	96 %	5423000	M&R Equip	36,000	60,000	60,000
154,558	87,844	158,000	158,000	90,766	57 %	5423110	Vehicle Maintena	158,000	158,000	158,000
26,363	32,520	28,907	28,907	28,430	98 %	5492101	Telephone Exp	28,907	30,000	30,000
282	88	525	525	375	72 %	5496100	Travel and Confe	525	0	0
0	27	0	0	0	****	5498000	Memb&Dues	0	525	525
233,885	197,651	280,332	280,332	206,188	74 %	Subtotals:		280,332	306,525	306,525
						57	Capital Outlay			
0	7,094	0	0	0	****	5741000	Equipment	0	75,000	0

Galveston County, Texas

Department Budget History and Budget (Expenditures) with FY-T-D Actuals

1101 Fund: General Fund
 1721 Department: Fleet Management
 172111 Division: Fleet Mgmt - Galveston

Current Fiscal Year is 93.4 % Complete

2019 Actual Expenditure	2020 Actual Expenditure	2021 Adopted Budget	2021 Amended Budget	2021 FY-T-D Expenditure	2021 Expenditure Percent	Object	Description	2022 Base Budget	2022 Requested Budget	2022 Adopted Budget
0	118,635	43,000	127,000	0	0 %	5743000	Vehicles	43,000	84,000	0
0	0	0	0	0	****	5744000	Furn Fixtures	0	27,500	0
0	125,729	43,000	127,000	0	0 %		Subtotals:	43,000	186,500	0
1,319,307	1,416,420	1,615,107	1,708,118	1,356,391	79 %		Fund Cost Center Totals:	1,613,297	1,796,830	1,736,115

Galveston County, Texas

Department Budget History and Budget (Expenditures) with FY-T-D Actuals

1101 Fund: General Fund
 1791 Department: Bldgs Major Improv
 179137 Division: North County Annex

Current Fiscal Year is 93.4 % Complete

2019 Actual Expenditure	2020 Actual Expenditure	2021 Adopted Budget	2021 Amended Budget	2021 FY-T-D Expenditure	2021 Expenditure Percent	Object	Description	2022 Base Budget	2022 Requested Budget	2022 Adopted Budget
						51	Personnel & Benefits			
0	0	0	0	0	****		Subtotals:	0	0	0
0	0	0	0	0	****		Fund Cost Center Totals:	0	0	0

Galveston County, Texas

Department Budget History and Budget (Expenditures) with FY-T-D Actuals

1101 Fund: General Fund
 1793 Department: Building Construction
 179307 Division: Bacliff Annex

Current Fiscal Year is 93.4 % Complete

2019 Actual Expenditure	2020 Actual Expenditure	2021 Adopted Budget	2021 Amended Budget	2021 FY-T-D Expenditure	2021 Expenditure Percent	Object	Description	2022 Base Budget	2022 Requested Budget	2022 Adopted Budget
						51	Personnel & Benefits			
0	0	0	0	0	****		Subtotals:	0	0	0
0	0	0	0	0	****		Fund Cost Center Totals:	0	0	0

Galveston County, Texas

Department Budget History and Budget (Expenditures) with FY-T-D Actuals

1101 Fund: General Fund
1901 Department: County Engineer
190100 Division: County Engineer

Current Fiscal Year is 93.4 % Complete

2019 Actual Expenditure	2020 Actual Expenditure	2021 Adopted Budget	2021 Amended Budget	2021 FY-T-D Expenditure	2021 Expenditure Percent	Object	Description	2022 Base Budget	2022 Requested Budget	2022 Adopted Budget
						51	Personnel & Benefits			
451,735	448,736	471,547	471,547	429,344	91 %	5100000	Salaries	471,547	471,547	456,336
1,800	1,800	1,800	1,800	1,650	92 %	5111003	Auto Allowances	1,800	1,800	1,800
0	0	1,000	1,000	0	0 %	5130000	Overtime	1,000	1,000	1,000
36,734	37,178	41,586	41,586	35,044	84 %	5151000	Cnty Hlth Insur	41,586	41,586	40,800
6,608	6,587	6,889	6,889	6,288	91 %	5152102	Medicare FICA	6,889	6,889	6,661
53,620	54,647	57,007	59,571	53,278	89 %	5153000	Pension - TCDRS	59,166	59,166	59,093
39,595	38,906	41,052	41,052	37,116	90 %	5154000	Alternate Plan	41,052	41,052	39,696
1,633	1,084	920	920	766	83 %	5155000	UnemplCompens	1,712	1,712	646
591,727	588,941	621,801	624,365	563,488	90 %	Subtotals:		624,752	624,752	606,032
						53	Supplies			
3,059	3,388	6,000	5,775	2,559	44 %	5310000	Admin Supplies	6,000	6,000	5,000
0	179	0	225	0	0 %	5310001	ExtraordinarySpl	0	3,000	1,500
573	825	900	900	681	76 %	5312101	Uniforms	900	900	900
3,632	4,394	6,900	6,900	3,240	47 %	Subtotals:		6,900	9,900	7,400
						54	Other Services and Charges			
32,414	0	20,000	20,000	0	0 %	5410000	Prof Serv	20,000	20,000	20,000
3,717	4,267	5,900	5,660	4,457	79 %	5419301	Software Licensi	5,900	6,800	6,800
0	0	55,000	55,000	0	0 %	5481000	Other ContractSv	55,000	55,000	55,000
0	1,440	480	480	440	92 %	5492306	Cellphone Allow	960	480	480
1,890	3,182	4,800	4,800	3,273	68 %	5493100	Marketing and Ad	4,800	4,800	4,800
2,505	2,438	4,700	4,700	550	12 %	5496100	Travel and Confe	4,700	4,700	4,700
464	905	2,000	2,000	0	0 %	5496301	Business Mileage	2,000	4,000	4,000
270	215	485	485	270	56 %	5498000	Memb&Dues	485	215	215
41,264	12,448	93,365	93,125	8,990	10 %	Subtotals:		93,845	95,995	95,995

55 Inter/Intragvrnmntl Expenditrs

Galveston County, Texas

Department Budget History and Budget (Expenditures) with FY-T-D Actuals

1101 Fund: General Fund
 1901 Department: County Engineer
 190100 Division: County Engineer

Current Fiscal Year is 93.4 % Complete

2019 Actual Expenditure	2020 Actual Expenditure	2021 Adopted Budget	2021 Amended Budget	2021 FY-T-D Expenditure	2021 Expenditure Percent	Object	Description	2022 Base Budget	2022 Requested Budget	2022 Adopted Budget
0	0	0	0	0	****		Subtotals:	0	0	0
						56	Other Expenses			
0	0	0	0	0	****		Subtotals:	0	0	0
						57	Capital Outlay			
40,650	0	0	0	0	****	5752000	Bridge Construct	0	0	0
40,650	0	0	0	0	****		Subtotals:	0	0	0
						59	Other Financing Uses			
0	0	0	0	0	****		Subtotals:	0	0	0
677,273	605,784	722,066	724,390	575,720	79 %		Fund Cost Center Totals:	725,497	730,647	709,427

Galveston County, Texas

Department Budget History and Budget (Expenditures) with FY-T-D Actuals

1101 Fund: General Fund
 2111 Department: Sheriff's Dept
 211101 Division: Administration Sheriff

Current Fiscal Year is 93.4 % Complete

2019 Actual Expenditure	2020 Actual Expenditure	2021 Adopted Budget	2021 Amended Budget	2021 FY-T-D Expenditure	2021 Expenditure Percent	Object	Description	2022 Base Budget	2022 Requested Budget	2022 Adopted Budget
						51	Personnel & Benefits			
984,874	980,033	1,019,904	1,095,101	1,005,737	92 %	5100000	Salaries	1,091,478	1,095,102	1,101,120
13,050	12,491	12,600	14,400	13,020	90 %	5111004	Certificatn Pay	14,400	14,400	12,600
8,190	18,880	18,688	19,528	16,094	82 %	5115000	Longevity	7,920	19,528	23,822
3	2	0	10	15	156 %	5116010	Sft Diff	10	10	10
1,935	6,032	2,500	2,729	2,500	92 %	5130000	Overtime	2,500	2,000	2,000
79,495	82,095	92,245	99,805	85,379	86 %	5151000	Cnty Hlth Insur	99,806	99,806	107,712
10,966	10,957	11,411	12,504	12,257	98 %	5152102	Medicare FICA	12,320	14,139	16,439
119,655	123,784	126,479	141,222	128,751	91 %	5153000	Pension - TCDRS	139,073	140,134	145,842
88,323	88,125	91,080	97,601	89,668	92 %	5154000	Alternate Plan	96,492	97,227	97,966
3,179	2,044	1,748	1,893	1,577	83 %	5155000	UnemplCompens	3,488	3,520	1,383
1,309,673	1,324,446	1,376,655	1,484,793	1,355,002	91 %	Subtotals:		1,467,487	1,485,866	1,508,894
						53	Supplies			
10,958	7,525	11,000	11,000	10,692	97 %	5310000	Admin Supplies	11,000	11,000	11,000
259	0	3,000	3,000	2,043	68 %	5310001	ExtraordinarySpl	3,000	5,000	5,000
209,691	206,707	213,000	283,000	242,140	86 %	5312101	Uniforms	213,000	213,000	250,000
149,566	178,875	157,500	187,886	25,598	14 %	5361001	VHMake Ready	157,500	292,521	250,106
370,475	393,108	384,500	484,886	280,475	58 %	Subtotals:		384,500	521,521	516,106
						54	Other Services and Charges			
0	0	500	500	0	0 %	5423000	M&R Equip	500	500	500
20,787	23,809	25,000	25,000	11,194	45 %	5423104	R&M Boat	25,000	25,000	25,000
360,684	413,243	375,000	375,000	342,116	91 %	5423110	Vehicle Maintena	375,000	375,000	375,000
0	9,639	42,000	42,000	32,221	77 %	5426500	Vehicle Rental	42,000	42,000	42,000
70,668	110,037	172,900	180,867	94,805	52 %	5481000	Other ContractSv	172,900	174,944	174,944
3,479	-401	8,000	8,000	6,126	77 %	5496100	Travel and Confe	8,000	10,000	8,000
243	0	800	800	0	0 %	5496301	Business Mileage	800	1,000	1,000
689	1,161	1,640	1,640	1,035	63 %	5498000	Memb&Dues	1,640	2,050	2,050
1,070	1,366	2,500	2,500	958	38 %	5499231	In-House Meeting	2,500	2,500	2,500

Galveston County, Texas

Department Budget History and Budget (Expenditures) with FY-T-D Actuals

1101 Fund: General Fund
 2111 Department: Sheriff's Dept
 211101 Division: Administration Sheriff

Current Fiscal Year is 93.4 % Complete

2019 Actual Expenditure	2020 Actual Expenditure	2021 Adopted Budget	2021 Amended Budget	2021 FY-T-D Expenditure	2021 Expenditure Percent	Object	Description	2022 Base Budget	2022 Requested Budget	2022 Adopted Budget
457,622	558,855	628,340	636,307	488,457	77 %					
							Subtotals:	628,340	632,994	630,994
						56	Other Expenses			
0	0	0	0	0	****		Subtotals:	0	0	0
						57	Capital Outlay			
13,549	0	0	0	0	****	5741000	Equipment	0	0	0
689,883	628,232	832,000	1,741,360	39,860	2 %	5743000	Vehicles	832,000	1,016,500	0
703,432	628,232	832,000	1,741,360	39,860	2 %		Subtotals:	832,000	1,016,500	0
2,841,204	2,904,643	3,221,495	4,347,346	2,163,795	50 %		Fund Cost Center Totals:	3,312,327	3,656,881	2,655,994

Galveston County, Texas

Department Budget History and Budget (Expenditures) with FY-T-D Actuals

1101 Fund: General Fund
 2111 Department: Sheriff's Dept
 211121 Division: Criminal Investigation

Current Fiscal Year is 93.4 % Complete

2019 Actual Expenditure	2020 Actual Expenditure	2021 Adopted Budget	2021 Amended Budget	2021 FY-T-D Expenditure	2021 Expenditure Percent	Object	Description	2022 Base Budget	2022 Requested Budget	2022 Adopted Budget
						51	Personnel & Benefits			
1,181,942	1,206,260	1,251,540	1,251,540	1,119,996	89 %	5100000	Salaries	1,247,177	1,243,553	1,316,163
22,570	22,200	22,200	22,200	19,473	88 %	5111004	Certificatn Pay	21,600	22,200	22,200
14,768	28,935	37,304	37,304	26,853	72 %	5115000	Longevity	13,380	37,450	38,044
979	1,654	0	1,700	1,661	98 %	5116010	Sft Diff	1,700	1,700	1,700
85,008	81,917	90,000	102,014	98,074	96 %	5130000	Overtime	90,000	90,000	90,000
110,562	115,740	136,098	136,098	107,763	79 %	5151000	Cnty Hlth Insur	128,537	136,098	146,880
19,017	19,781	20,247	20,421	18,416	90 %	5152102	Medicare FICA	19,850	20,152	21,213
151,988	162,612	166,696	175,636	154,511	88 %	5153000	Pension - TCDRS	169,590	172,198	187,075
112,230	115,778	120,045	121,084	107,609	89 %	5154000	Alternate Plan	114,686	119,482	125,668
348	311	497	497	280	56 %	5154111	Alt Pln-Nonp Emp	97	499	522
4,781	3,149	2,706	2,729	2,255	83 %	5155000	UnemplCompens	4,935	5,013	2,057
1,704,198	1,758,342	1,847,333	1,871,223	1,656,895	89 %		Subtotals:	1,811,552	1,848,345	1,951,522
						53	Supplies			
5,903	6,015	6,000	6,000	3,865	64 %	5310000	Admin Supplies	6,000	8,000	8,000
4,201	5,500	2,500	2,500	2,187	87 %	5310001	ExtraordinarySpl	2,500	2,800	2,800
10,105	11,515	8,500	8,500	6,052	71 %		Subtotals:	8,500	10,800	10,800
						54	Other Services and Charges			
0	0	500	500	0	0 %	5423000	M&R Equip	500	500	500
15,781	35,176	21,205	21,205	20,465	97 %	5481000	Other ContractSv	21,205	44,133	44,133
11,723	17,354	11,500	11,450	11,394	100 %	5496100	Travel and Confe	11,500	11,500	11,500
153	76	160	210	173	83 %	5498000	Memb&Dues	160	200	200
27,658	52,608	33,365	33,365	32,033	96 %		Subtotals:	33,365	56,333	56,333
						56	Other Expenses			
18,675	23,155	25,000	25,000	18,078	72 %	5600500	Petty Cash	25,000	25,000	25,000

Galveston County, Texas

Department Budget History and Budget (Expenditures) with FY-T-D Actuals

1101 Fund: General Fund
 2111 Department: Sheriff's Dept
 211121 Division: Criminal Investigation

Current Fiscal Year is 93.4 % Complete

2019 Actual Expenditure	2020 Actual Expenditure	2021 Adopted Budget	2021 Amended Budget	2021 FY-T-D Expenditure	2021 Expenditure Percent	Object	Description	2022 Base Budget	2022 Requested Budget	2022 Adopted Budget
18,675	23,155	25,000	25,000	18,078	72 %		Subtotals:	25,000	25,000	25,000
0	0	0	0	0	****	57 5741000	Capital Outlay Equipment	0	25,160	25,160
0	0	0	0	0	****		Subtotals:	0	25,160	25,160
1,760,638	1,845,621	1,914,198	1,938,088	1,713,059	88 %		Fund Cost Center Totals:	1,878,417	1,965,638	2,068,815

Galveston County, Texas

Department Budget History and Budget (Expenditures) with FY-T-D Actuals

1101 Fund: General Fund
2111 Department: Sheriff's Dept
211131 Division: Identification Division

Current Fiscal Year is 93.4 % Complete

2019 Actual Expenditure	2020 Actual Expenditure	2021 Adopted Budget	2021 Amended Budget	2021 FY-T-D Expenditure	2021 Expenditure Percent	Object	Description	2022 Base Budget	2022 Requested Budget	2022 Adopted Budget
						51	Personnel & Benefits			
536,409	523,673	561,928	561,928	514,883	92 %	5100000	Salaries	561,928	561,928	580,144
8,400	8,750	9,600	9,600	8,878	92 %	5111004	Certificatn Pay	9,600	9,600	9,600
3,870	8,480	8,822	8,822	8,483	96 %	5115000	Longevity	4,920	9,827	9,782
528	998	1,000	1,000	1,024	102 %	5116010	Sft Diff	1,000	1,000	1,000
18,381	21,815	22,000	22,354	21,247	95 %	5130000	Overtime	22,000	22,000	22,000
66,354	68,142	83,171	83,171	64,795	78 %	5151000	Cnty Hlth Insur	75,610	83,171	81,600
8,274	8,432	8,752	8,757	8,078	92 %	5152102	Medicare FICA	8,695	8,766	9,030
67,449	70,494	72,420	75,720	68,821	91 %	5153000	Pension - TCDRS	74,676	75,287	79,892
49,805	50,186	52,150	52,181	47,941	92 %	5154000	Alternate Plan	51,813	52,237	53,666
0	0	0	0	0	****	5154111	Alt Pln-Nonp Emp	0	0	23
2,084	1,356	1,169	1,170	974	83 %	5155000	UnemplCompens	2,166	2,183	879
761,556	762,330	821,012	824,703	745,127	90 %	Subtotals:		812,408	825,999	847,616
						53	Supplies			
10,499	7,275	11,500	11,500	5,804	50 %	5310000	Admin Supplies	11,500	11,500	11,500
4,516	0	0	0	0	****	5310001	ExtraordinarySpl	0	0	0
15,016	7,275	11,500	11,500	5,804	50 %	Subtotals:		11,500	11,500	11,500
						54	Other Services and Charges			
5,519	1,546	9,000	9,000	0	0 %	5412098	Medical Examinat	9,000	0	0
725	362	380	380	230	61 %	5419301	Software Licensi	380	1,760	1,760
890	332	900	900	517	57 %	5423000	M&R Equip	900	900	900
7,203	7,036	5,600	5,575	4,646	83 %	5496100	Travel and Confe	5,600	7,000	7,000
577	535	480	505	505	100 %	5498000	Memb&Dues	480	480	480
14,915	9,812	16,360	16,360	5,899	36 %	Subtotals:		16,360	10,140	10,140
						56	Other Expenses			

Galveston County, Texas

Department Budget History and Budget (Expenditures) with FY-T-D Actuals

1101 Fund: General Fund
 2111 Department: Sheriff's Dept
 211131 Division: Identification Division

Current Fiscal Year is 93.4 % Complete

2019 Actual Expenditure	2020 Actual Expenditure	2021 Adopted Budget	2021 Amended Budget	2021 FY-T-D Expenditure	2021 Expenditure Percent	Object	Description	2022 Base Budget	2022 Requested Budget	2022 Adopted Budget
0	0	0	0	0	****		Subtotals:	0	0	0
791,488	779,418	848,872	852,563	756,831	89 %		Fund Cost Center Totals:	840,268	847,639	869,256

Galveston County, Texas

Department Budget History and Budget (Expenditures) with FY-T-D Actuals

1101 Fund: General Fund
 2111 Department: Sheriff's Dept
 211132 Division: M.H.M.R. - Sheriff

Current Fiscal Year is 93.4 % Complete

2019 Actual Expenditure	2020 Actual Expenditure	2021 Adopted Budget	2021 Amended Budget	2021 FY-T-D Expenditure	2021 Expenditure Percent	Object	Description	2022 Base Budget	2022 Requested Budget	2022 Adopted Budget
						51	Personnel & Benefits			
352,801	346,910	361,249	434,985	347,376	80 %	5100000	Salaries	406,819	415,785	418,777
7,000	6,250	6,000	7,800	5,400	69 %	5111004	Certificatn Pay	6,000	6,600	6,600
4,515	9,280	10,210	11,710	8,450	72 %	5115000	Longevity	1,980	11,736	9,396
1,783	1,768	3,000	3,000	2,169	72 %	5116010	Sft Diff	3,000	3,000	3,000
46,700	47,506	50,000	58,044	39,833	69 %	5130000	Overtime	50,000	50,000	50,000
39,198	40,164	45,366	52,927	41,552	79 %	5151000	Cnty Hlth Insur	45,366	52,927	57,120
5,767	5,738	6,243	7,429	5,668	76 %	5152102	Medicare FICA	6,784	7,064	7,073
46,694	47,902	51,666	64,144	48,273	75 %	5153000	Pension - TCDRS	58,277	60,681	62,760
34,479	34,108	37,206	44,275	33,622	76 %	5154000	Alternate Plan	40,434	42,103	42,159
1,514	1,013	834	992	695	70 %	5155000	UnemplCompens	1,689	1,757	688
540,454	540,642	571,774	685,306	533,041	78 %	Subtotals:		620,349	651,653	657,573
						53	Supplies			
2,522	1,856	2,600	2,600	2,289	88 %	5310000	Admin Supplies	2,600	2,600	2,600
179	0	0	0	0	****	5310001	ExtraordinarySpl	0	12,960	0
2,702	1,856	2,600	2,600	2,289	88 %	Subtotals:		2,600	15,560	2,600
						54	Other Services and Charges			
478	220	1,600	1,600	1,004	63 %	5496100	Travel and Confe	1,600	2,000	2,000
419	801	2,000	2,000	78	4 %	5496153	In-State Transp	2,000	2,000	2,000
898	1,022	3,600	3,600	1,082	30 %	Subtotals:		3,600	4,000	4,000
						56	Other Expenses			
0	0	0	0	0	****	Subtotals:		0	0	0
544,055	543,521	577,974	691,506	536,413	78 %	Fund Cost Center Totals:		626,549	671,213	664,173

Galveston County, Texas

Department Budget History and Budget (Expenditures) with FY-T-D Actuals

1101 Fund: General Fund
2111 Department: Sheriff's Dept
211133 Division: Corrections-Sheriff

Current Fiscal Year is 93.4 % Complete

2019 Actual Expenditure	2020 Actual Expenditure	2021 Adopted Budget	2021 Amended Budget	2021 FY-T-D Expenditure	2021 Expenditure Percent	Object	Description	2022 Base Budget	2022 Requested Budget	2022 Adopted Budget
						51	Personnel & Benefits			
11,357,298	12,511,261	13,134,456	13,059,259	11,868,681	91 %	5100000	Salaries	13,107,189	13,065,335	13,701,843
146,359	156,667	169,200	167,400	152,258	91 %	5111004	Certificatn Pay	169,200	163,800	161,400
81,297	170,904	174,412	173,572	165,282	95 %	5115000	Longevity	87,300	195,803	192,344
194,173	186,711	239,300	236,890	179,237	76 %	5116010	Sft Diff	239,300	239,300	239,300
1,913,448	2,209,560	2,300,000	2,326,641	2,195,041	94 %	5130000	Overtime	2,300,000	2,300,000	2,050,000
304	0	0	0	0	****	5130009	O/T Disaster	0	0	0
1,560,752	1,621,474	1,920,494	1,912,934	1,539,258	80 %	5151000	Cnty Hlth Insur	1,784,396	1,867,567	2,105,280
199,081	222,787	231,323	230,619	213,098	92 %	5152102	Medicare FICA	229,668	230,517	236,885
1,624,180	1,859,667	1,915,376	1,995,703	1,818,248	91 %	5153000	Pension - TCDRS	1,980,273	1,987,575	2,101,825
1,199,132	1,324,249	1,194,872	1,393,753	1,266,787	91 %	5154000	Alternate Plan	1,128,415	1,378,998	1,411,854
288	407	500	500	267	54 %	5154111	Alt Pln-Nonp Emp	0	500	500
49,417	35,923	30,962	30,868	25,680	83 %	5155000	UnemplCompens	57,377	57,590	22,976
18,325,734	20,299,614	21,310,895	21,528,139	19,423,843	90 %	Subtotals:		21,083,118	21,486,985	22,224,207
						53	Supplies			
178,881	153,197	200,000	200,000	161,495	81 %	5310000	Admin Supplies	200,000	220,000	200,000
11,924	4,589	11,320	11,320	3,299	29 %	5310001	ExtraordinarySpl	11,320	11,320	11,320
190,806	157,786	211,320	211,320	164,794	78 %	Subtotals:		211,320	231,320	211,320
						54	Other Services and Charges			
4,890,645	5,244,278	6,500,000	6,631,625	6,631,624	100 %	5412095	Jail Healthcare	6,500,000	6,830,572	6,830,572
11,225	8,619	12,000	17,000	10,996	65 %	5412101	Contract Medical	12,000	12,000	12,000
2,353	5,012	7,000	8,225	3,710	45 %	5423000	M&R Equip	7,000	20,000	20,000
353,684	191,103	191,000	191,000	4,099	2 %	5481000	Other ContractSv	191,000	341,000	200,000
1,202,337	1,116,660	1,303,750	1,303,750	1,063,126	82 %	5481199	Food Svcs Contrc	1,303,750	1,303,750	1,303,750
41,606	27,992	37,120	35,895	32,575	91 %	5496100	Travel and Confe	37,120	46,400	36,000
713	760	1,268	1,268	240	19 %	5498000	Memb&Dues	1,268	1,585	1,585
6,502,564	6,594,427	8,052,138	8,188,763	7,746,372	95 %	Subtotals:		8,052,138	8,555,307	8,403,907

Galveston County, Texas

Department Budget History and Budget (Expenditures) with FY-T-D Actuals

1101 Fund: General Fund
 2111 Department: Sheriff's Dept
 211133 Division: Corrections-Sheriff

Current Fiscal Year is 93.4 % Complete

2019 Actual Expenditure	2020 Actual Expenditure	2021 Adopted Budget	2021 Amended Budget	2021 FY-T-D Expenditure	2021 Expenditure Percent	Object	Description	2022 Base Budget	2022 Requested Budget	2022 Adopted Budget
						56	Other Expenses			
0	0	0	0	0	****		Subtotals:	0	0	0
						57	Capital Outlay			
0	0	0	0	0	****		Subtotals:	0	0	0
25,019,105	27,051,829	29,574,353	29,928,222	27,335,010	91 %		Fund Cost Center Totals:	29,346,576	30,273,612	30,839,434

Galveston County, Texas

Department Budget History and Budget (Expenditures) with FY-T-D Actuals

1101 Fund: General Fund
2111 Department: Sheriff's Dept
211142 Division: Bolivar Summer Program

Current Fiscal Year is 93.4 % Complete

2019 Actual Expenditure	2020 Actual Expenditure	2021 Adopted Budget	2021 Amended Budget	2021 FY-T-D Expenditure	2021 Expenditure Percent	Object	Description	2022 Base Budget	2022 Requested Budget	2022 Adopted Budget
						51	Personnel & Benefits			
47,342	58,205	60,000	60,000	59,256	99 %	5100000	Salaries	60,000	60,000	60,000
1,963	6,551	5,000	5,000	6,340	127 %	5116010	Sft Diff	5,000	5,000	5,000
496,391	515,801	450,000	576,844	550,461	95 %	5130000	Overtime	450,000	450,000	450,000
5,655	7,922	7,468	9,307	8,577	92 %	5152102	Medicare FICA	7,468	7,468	7,468
42,724	61,250	61,827	79,836	66,904	84 %	5153000	Pension - TCDRS	64,169	64,169	66,281
31,548	43,207	44,523	55,489	46,421	84 %	5154000	Alternate Plan	44,523	44,523	44,523
416	639	400	595	747	126 %	5154111	Alt Pln-Nonp Emp	0	400	400
1,431	1,301	995	1,240	829	67 %	5155000	UnemplCompens	1,854	1,854	721
627,473	694,879	630,213	788,311	739,537	94 %		Subtotals:	633,014	633,414	634,393
						53	Supplies			
0	0	0	0	0	****		Subtotals:	0	0	0
						54	Other Services and Charges			
0	0	5,000	5,000	0	0 %	5423000	M&R Equip	5,000	5,000	5,000
0	0	5,000	5,000	0	0 %		Subtotals:	5,000	5,000	5,000
						56	Other Expenses			
0	0	0	0	0	****		Subtotals:	0	0	0
627,473	694,879	635,213	793,311	739,537	93 %		Fund Cost Center Totals:	638,014	638,414	639,393

Galveston County, Texas

Department Budget History and Budget (Expenditures) with FY-T-D Actuals

1101 Fund: General Fund
2111 Department: Sheriff's Dept
211143 Division: Patrol Division

Current Fiscal Year is 93.4 % Complete

2019 Actual Expenditure	2020 Actual Expenditure	2021 Adopted Budget	2021 Amended Budget	2021 FY-T-D Expenditure	2021 Expenditure Percent	Object	Description	2022 Base Budget	2022 Requested Budget	2022 Adopted Budget
						51	Personnel & Benefits			
2,527,113	2,636,186	2,586,064	2,586,064	2,404,085	93 %	5100000	Salaries	2,589,814	2,607,255	2,673,725
41,639	41,445	39,600	39,600	38,483	97 %	5111004	Certificatn Pay	39,000	40,800	42,000
21,162	39,285	46,646	46,646	36,271	78 %	5115000	Longevity	19,080	46,706	41,164
33,552	34,659	57,500	57,500	32,696	57 %	5116010	Sft Diff	57,500	57,500	57,500
323,854	479,206	495,000	509,000	464,108	91 %	5130000	Overtime	495,000	495,000	495,000
123	0	0	0	0	****	5130009	O/T Disaster	0	0	0
302,792	307,138	400,733	400,733	300,061	75 %	5151000	Cnty Hlth Insur	340,245	400,733	383,520
43,259	47,001	46,578	46,781	43,810	94 %	5152102	Medicare FICA	46,232	46,999	47,999
345,727	386,861	379,693	398,453	366,052	92 %	5153000	Pension - TCDRS	391,112	397,715	417,516
255,290	275,329	254,174	280,735	255,069	91 %	5154000	Alternate Plan	249,123	275,943	280,455
843	776	1,242	1,242	868	70 %	5154111	Alt Pln-Nonp Emp	742	1,243	1,381
10,833	7,574	6,254	6,281	5,211	83 %	5155000	UnemplCompens	11,533	11,724	4,683
3,906,192	4,255,466	4,313,484	4,373,035	3,946,718	90 %	Subtotals:		4,239,381	4,381,618	4,444,943
						53	Supplies			
16,885	16,130	20,300	19,539	15,867	81 %	5310000	Admin Supplies	20,300	20,300	20,300
36,009	23,536	25,200	25,960	25,960	100 %	5310001	ExtraordinarySpl	25,200	38,300	38,300
218	289	1,000	1,000	84	8 %	5310042	Estry Spl Feed	1,000	1,000	1,000
53,113	39,955	46,500	46,500	41,911	90 %	Subtotals:		46,500	59,600	59,600
						54	Other Services and Charges			
1,020	19,340	2,450	2,450	2,270	93 %	5419301	Software Licensi	2,450	2,450	2,450
3,227	4,928	11,000	23,000	4,114	18 %	5423000	M&R Equip	11,000	11,000	11,000
7,977	5,801	6,400	6,400	4,036	63 %	5496100	Travel and Confe	6,400	8,000	8,000
200	0	240	240	0	0 %	5498000	Memb&Dues	240	240	240
12,425	30,069	20,090	32,090	10,421	32 %	Subtotals:		20,090	21,690	21,690
						56	Other Expenses			

Galveston County, Texas

Department Budget History and Budget (Expenditures) with FY-T-D Actuals

1101 Fund: General Fund
 2111 Department: Sheriff's Dept
 211143 Division: Patrol Division

Current Fiscal Year is 93.4 % Complete

2019 Actual Expenditure	2020 Actual Expenditure	2021 Adopted Budget	2021 Amended Budget	2021 FY-T-D Expenditure	2021 Expenditure Percent	Object	Description	2022 Base Budget	2022 Requested Budget	2022 Adopted Budget
0	0	0	0	0	****		Subtotals:	0	0	0
0	0	52,000	52,000	49,700	96 %	57 5741000	Capital Outlay Equipment	52,000	0	0
0	0	52,000	52,000	49,700	96 %		Subtotals:	52,000	0	0
3,971,730	4,325,492	4,432,074	4,503,625	4,048,751	90 %		Fund Cost Center Totals:	4,357,971	4,462,908	4,526,233

Galveston County, Texas

Department Budget History and Budget (Expenditures) with FY-T-D Actuals

1101 Fund: General Fund
2111 Department: Sheriff's Dept
211150 Division: Warrant's - Sheriff's

Current Fiscal Year is 93.4 % Complete

2019 Actual Expenditure	2020 Actual Expenditure	2021 Adopted Budget	2021 Amended Budget	2021 FY-T-D Expenditure	2021 Expenditure Percent	Object	Description	2022 Base Budget	2022 Requested Budget	2022 Adopted Budget
						51	Personnel & Benefits			
1,049,457	1,035,617	1,104,628	1,104,628	998,705	90 %	5100000	Salaries	1,104,628	1,111,206	1,121,945
21,780	23,100	23,400	23,400	21,448	92 %	5111004	Certificatn Pay	23,400	22,800	25,200
14,699	32,880	33,270	33,270	27,884	84 %	5115000	Longevity	14,400	33,270	29,910
253	489	0	700	550	79 %	5116010	Sft Diff	700	700	700
108,416	106,751	110,000	128,525	121,794	95 %	5130000	Overtime	110,000	110,000	110,000
123,002	127,668	151,220	151,220	122,422	81 %	5151000	Cnty Hlth Insur	143,659	151,220	155,040
17,471	17,733	18,438	18,707	17,106	91 %	5152102	Medicare FICA	18,176	18,538	18,680
141,492	147,353	152,192	161,262	144,856	90 %	5153000	Pension - TCDRS	155,694	158,793	165,064
104,480	104,892	103,734	111,198	100,901	91 %	5154000	Alternate Plan	102,164	110,178	110,879
78	54	46	80	65	82 %	5154111	Alt Pln-Nonp Emp	46	100	123
4,226	2,936	2,466	2,502	2,055	82 %	5155000	UnemplCompens	4,522	4,612	1,820
1,585,357	1,599,478	1,699,394	1,735,492	1,557,791	90 %	Subtotals:		1,677,389	1,721,417	1,739,361
						53	Supplies			
4,772	5,351	6,000	5,800	4,315	74 %	5310000	Admin Supplies	6,000	6,000	6,000
0	9,129	0	0	0	****	5310001	ExtraordinarySpl	0	3,000	3,000
4,772	14,480	6,000	5,800	4,315	74 %	Subtotals:		6,000	9,000	9,000
						54	Other Services and Charges			
0	15	500	700	633	90 %	5423000	M&R Equip	500	500	500
3,916	2,552	3,360	3,360	3,475	103 %	5496100	Travel and Confe	3,360	4,800	4,800
75,260	56,484	75,000	75,000	75,320	100 %	5496156	Pris Extrd Trvl	75,000	75,000	75,000
0	0	252	252	0	0 %	5498000	Memb&Dues	252	315	315
79,177	59,052	79,112	79,312	79,428	100 %	Subtotals:		79,112	80,615	80,615
						56	Other Expenses			
0	0	0	0	0	****	Subtotals:		0	0	0

Galveston County, Texas

Department Budget History and Budget (Expenditures) with FY-T-D Actuals

1101 Fund: General Fund
 2111 Department: Sheriff's Dept
 211150 Division: Warrant's - Sheriff's

Current Fiscal Year is 93.4 % Complete

2019 Actual Expenditure	2020 Actual Expenditure	2021 Adopted Budget	2021 Amended Budget	2021 FY-T-D Expenditure	2021 Expenditure Percent	Object	Description	2022 Base Budget	2022 Requested Budget	2022 Adopted Budget
1,669,307	1,673,011	1,784,506	1,820,604	1,641,535	90 %		Fund Cost Center Totals:	1,762,501	1,811,032	1,828,976

Galveston County, Texas

Department Budget History and Budget (Expenditures) with FY-T-D Actuals

1101 Fund: General Fund
 2111 Department: Sheriff's Dept
 211163 Division: Sheriff Services for ISDS

Current Fiscal Year is 93.4 % Complete

2019 Actual Expenditure	2020 Actual Expenditure	2021 Adopted Budget	2021 Amended Budget	2021 FY-T-D Expenditure	2021 Expenditure Percent	Object	Description	2022 Base Budget	2022 Requested Budget	2022 Adopted Budget
						51	Personnel & Benefits			
4,231,342	4,313,334	4,561,770	4,561,770	3,963,849	87 %	5100000	Salaries	4,615,822	4,608,763	4,678,312
84,850	91,084	93,600	93,600	88,951	95 %	5111004	Certificatn Pay	97,800	101,400	102,000
43,930	88,642	101,536	101,536	90,870	89 %	5115000	Longevity	46,440	106,032	110,056
0	0	6,100	6,100	150	2 %	5116010	Sft Diff	6,100	6,100	6,100
31,719	52,866	50,000	57,463	48,204	84 %	5130000	Overtime	50,000	50,000	50,000
465,780	491,503	567,075	567,075	455,460	80 %	5151000	Cnty Hlth Insur	529,270	567,075	612,000
63,317	66,812	69,671	69,779	61,447	88 %	5152102	Medicare FICA	69,718	70,531	71,607
521,417	557,898	576,539	603,368	521,967	87 %	5153000	Pension - TCDRS	598,791	605,779	635,258
385,026	397,060	399,042	415,413	363,608	88 %	5154000	Alternate Plan	399,318	420,310	426,722
79	53	0	27	120	448 %	5154111	Alt Pln-Nonp Emp	0	100	100
16,123	11,056	9,300	9,314	7,750	83 %	5155000	UnemplCompens	17,345	17,548	6,962
5,843,587	6,070,313	6,434,633	6,485,445	5,602,380	86 %		Subtotals:	6,430,604	6,553,638	6,699,117
						53	Supplies			
0	0	0	0	0	****		Subtotals:	0	0	0
						54	Other Services and Charges			
0	0	900	900	0	0 %	5492100	Mobile Phone Exp	900	900	900
21,691	0	0	0	0	****	5495095	Training & Suppl	0	0	0
4,559	23,834	28,800	28,800	28,538	99 %	5496100	Travel and Confe	28,800	28,000	28,000
26,250	23,834	29,700	29,700	28,538	96 %		Subtotals:	29,700	28,900	28,900
						56	Other Expenses			
0	61	500	500	400	80 %	5600500	Petty Cash	500	500	500
0	61	500	500	400	80 %		Subtotals:	500	500	500
5,869,837	6,094,208	6,464,833	6,515,645	5,631,319	86 %		Fund Cost Center Totals:	6,460,804	6,583,038	6,728,517

Galveston County, Texas

Department Budget History and Budget (Expenditures) with FY-T-D Actuals

1101 Fund: General Fund
2111 Department: Sheriff's Dept
211171 Division: Communications-Sheriff

Current Fiscal Year is 93.4 % Complete

2019 Actual Expenditure	2020 Actual Expenditure	2021 Adopted Budget	2021 Amended Budget	2021 FY-T-D Expenditure	2021 Expenditure Percent	Object	Description	2022 Base Budget	2022 Requested Budget	2022 Adopted Budget
						51	Personnel & Benefits			
611,030	704,332	903,096	903,096	793,247	88 %	5100000	Salaries	898,011	933,377	943,638
12,350	12,950	13,800	13,800	13,750	100 %	5111004	Certificatn Pay	13,800	17,400	15,600
5,510	12,220	11,566	11,566	13,510	117 %	5115000	Longevity	6,480	15,415	19,132
10,101	9,525	16,200	16,200	10,805	67 %	5116010	Sft Diff	16,200	16,200	16,200
185,885	213,822	200,000	296,640	237,438	80 %	5130000	Overtime	200,000	200,000	200,000
75,535	80,484	120,976	120,976	92,550	77 %	5151000	Cnty Hlth Insur	105,854	120,976	130,560
12,009	14,027	16,601	16,915	15,809	93 %	5152102	Medicare FICA	16,414	17,109	17,283
97,912	117,525	137,390	145,430	134,899	93 %	5153000	Pension - TCDRS	141,005	146,969	153,340
72,300	83,655	90,569	101,168	94,047	93 %	5154000	Alternate Plan	78,132	101,970	103,002
2,902	2,251	2,215	2,257	1,845	82 %	5155000	UnemplCompens	4,087	4,258	1,679
1,085,537	1,250,794	1,512,413	1,628,048	1,407,904	86 %	Subtotals:		1,479,983	1,573,674	1,600,434
						53	Supplies			
1,998	1,997	2,000	2,000	1,475	74 %	5310000	Admin Supplies	2,000	2,000	2,000
51,951	2,998	3,000	3,000	2,188	73 %	5310001	ExtraordinarySpl	3,000	3,000	3,000
53,949	4,996	5,000	5,000	3,663	73 %	Subtotals:		5,000	5,000	5,000
						54	Other Services and Charges			
0	0	0	0	0	****	5419301	Software Licensi	0	143,640	0
4,749	5,747	5,750	5,750	5,529	96 %	5423000	M&R Equip	5,750	15,000	15,000
106,840	106,986	107,000	107,000	103,582	97 %	5433010	Radio Expenditur	107,000	107,000	107,000
11,628	19,529	14,100	14,100	13,706	97 %	5481000	Other ContractSv	14,100	16,200	16,200
4,919	4,689	5,200	5,136	3,496	68 %	5496100	Travel and Confe	5,200	5,000	5,000
184	165	257	321	321	100 %	5498000	Memb&Dues	257	401	401
128,322	137,117	132,307	132,307	126,635	96 %	Subtotals:		132,307	287,241	143,601
						56	Other Expenses			

Galveston County, Texas

Department Budget History and Budget (Expenditures) with FY-T-D Actuals

1101 Fund: General Fund
 2111 Department: Sheriff's Dept
 211171 Division: Communications-Sheriff

Current Fiscal Year is 93.4 % Complete

2019 Actual Expenditure	2020 Actual Expenditure	2021 Adopted Budget	2021 Amended Budget	2021 FY-T-D Expenditure	2021 Expenditure Percent	Object	Description	2022 Base Budget	2022 Requested Budget	2022 Adopted Budget
0	0	0	0	0	****		Subtotals:	0	0	0
						57	Capital Outlay			
0	0	0	0	0	****		Subtotals:	0	0	0
1,267,809	1,392,907	1,649,720	1,765,355	1,538,203	87 %		Fund Cost Center Totals:	1,617,290	1,865,915	1,749,035

Galveston County, Texas

Department Budget History and Budget (Expenditures) with FY-T-D Actuals

1101 Fund: General Fund
 2111 Department: Sheriff's Dept
 211186 Division: Commissary Operations

Current Fiscal Year is 93.4 % Complete

2019 Actual Expenditure	2020 Actual Expenditure	2021 Adopted Budget	2021 Amended Budget	2021 FY-T-D Expenditure	2021 Expenditure Percent	Object	Description	2022 Base Budget	2022 Requested Budget	2022 Adopted Budget
						51	Personnel & Benefits			
46,419	77,221	90,395	90,395	78,696	87 %	5100000	Salaries	90,395	90,395	92,416
0	670	0	0	0	****	5130000	Overtime	0	0	0
6,661	11,241	15,122	15,122	13,075	86 %	5151000	Cnty Hlth Insur	15,122	15,122	16,320
684	1,142	1,312	1,312	1,153	88 %	5152102	Medicare FICA	1,312	1,312	1,341
5,510	9,510	10,853	11,341	9,773	86 %	5153000	Pension - TCDRS	11,264	11,264	11,895
4,068	6,745	7,816	7,816	6,803	87 %	5154000	Alternate Plan	7,816	7,816	7,991
229	212	176	176	146	83 %	5155000	UnemplCompens	326	326	130
63,572	106,744	125,674	126,162	109,648	87 %		Subtotals:	126,235	126,235	130,093
63,572	106,744	125,674	126,162	109,648	87 %		Fund Cost Center Totals:	126,235	126,235	130,093

Galveston County, Texas

Department Budget History and Budget (Expenditures) with FY-T-D Actuals

1101 Fund: General Fund
2111 Department: Sheriff's Dept
211189 Division: Bailiffs

Current Fiscal Year is 93.4 % Complete

2019 Actual Expenditure	2020 Actual Expenditure	2021 Adopted Budget	2021 Amended Budget	2021 FY-T-D Expenditure	2021 Expenditure Percent	Object	Description	2022 Base Budget	2022 Requested Budget	2022 Adopted Budget
						51	Personnel & Benefits			
1,691,756	1,683,895	1,704,468	1,704,468	1,554,045	91 %	5100000	Salaries	1,684,341	1,694,162	1,787,843
37,600	36,600	37,200	37,200	32,900	88 %	5111004	Certificatn Pay	35,400	36,600	36,600
20,715	42,710	41,908	41,908	38,380	92 %	5115000	Longevity	20,640	44,861	43,828
2,409	4,147	13,000	13,000	4,716	36 %	5116010	Sft Diff	13,000	13,000	13,000
113,539	116,879	130,000	144,977	109,306	75 %	5130000	Overtime	130,000	130,000	130,000
3,043	0	0	0	0	****	5130009	O/T Disaster	0	0	0
192,627	196,579	219,269	219,269	187,567	86 %	5151000	Cnty Hlth Insur	211,708	219,269	244,800
27,356	27,700	27,937	28,154	25,358	90 %	5152102	Medicare FICA	27,312	27,823	29,167
221,913	230,413	231,182	243,379	214,717	88 %	5153000	Pension - TCDRS	234,567	238,955	258,739
163,865	164,001	166,481	167,776	149,619	89 %	5154000	Alternate Plan	162,748	165,792	173,802
0	11	20	20	0	0 %	5154111	Alt Pln-Nonp Emp	0	20	20
6,336	4,648	3,727	3,756	3,105	83 %	5155000	UnemplCompens	6,796	6,922	2,834
2,481,165	2,507,587	2,575,192	2,603,907	2,319,716	89 %	Subtotals:		2,526,512	2,577,404	2,720,633
						53	Supplies			
2,811	592	3,000	3,000	2,039	68 %	5310000	Admin Supplies	3,000	3,000	3,000
2,811	592	3,000	3,000	2,039	68 %	Subtotals:		3,000	3,000	3,000
						54	Other Services and Charges			
0	0	460	460	0	0 %	5498000	Memb&Dues	460	575	575
0	0	460	460	0	0 %	Subtotals:		460	575	575
						56	Other Expenses			
0	0	0	0	0	****	Subtotals:		0	0	0
2,483,976	2,508,179	2,578,652	2,607,367	2,321,756	89 %	Fund Cost Center Totals:		2,529,972	2,580,979	2,724,208

Galveston County, Texas

Department Budget History and Budget (Expenditures) with FY-T-D Actuals

1101 Fund: General Fund
2233 Department: Constable Pct #3
223300 Division: Constable Pct #3

Current Fiscal Year is 93.4 % Complete

2019 Actual Expenditure	2020 Actual Expenditure	2021 Adopted Budget	2021 Amended Budget	2021 FY-T-D Expenditure	2021 Expenditure Percent	Object	Description	2022 Base Budget	2022 Requested Budget	2022 Adopted Budget
						51	Personnel & Benefits			
534,501	601,463	620,015	620,015	572,584	92 %	5100000	Salaries	620,015	624,067	638,252
12,000	12,000	12,000	12,000	11,000	92 %	5111003	Auto Allowances	12,000	12,000	14,400
8,400	8,400	8,400	8,400	8,050	96 %	5111004	Certificatn Pay	8,400	9,000	9,600
4,555	10,260	11,682	11,682	10,410	89 %	5115000	Longevity	4,920	12,073	14,682
61,994	67,027	75,610	75,610	65,116	86 %	5151000	Cnty Hlth Insur	75,610	75,610	81,600
8,168	9,233	9,417	9,417	8,806	94 %	5152102	Medicare FICA	9,319	9,489	9,778
64,983	75,565	77,924	81,429	73,352	90 %	5153000	Pension - TCDRS	80,034	81,506	86,733
47,984	53,751	56,116	56,116	51,096	91 %	5154000	Alternate Plan	55,532	56,552	58,264
1,876	1,292	1,083	1,083	902	83 %	5155000	UnemplCompens	1,992	2,035	818
744,463	838,993	872,247	875,752	801,317	92 %		Subtotals:	867,822	882,332	914,127
						53	Supplies			
2,347	436	4,000	4,000	1,021	26 %	5310000	Admin Supplies	4,000	4,000	4,000
1,257	0	0	0	0	****	5310001	ExtraordinarySpl	0	4,800	3,000
4,378	9,166	6,000	6,000	1,513	25 %	5312101	Uniforms	6,000	6,000	6,000
0	0	0	0	0	****	5361001	VHMake Ready	0	205	205
7,982	9,602	10,000	10,000	2,534	25 %		Subtotals:	10,000	15,005	13,205
						54	Other Services and Charges			
1,847	5,313	5,600	5,600	2,109	38 %	5496100	Travel and Confe	5,600	8,000	5,600
0	0	0	0	0	****	5498000	Memb&Dues	0	120	120
1,847	5,313	5,600	5,600	2,109	38 %		Subtotals:	5,600	8,120	5,720
						56	Other Expenses			
0	0	0	0	0	****		Subtotals:	0	0	0
						57	Capital Outlay			
130,944	79,550	91,000	136,225	0	0 %	5743000	Vehicles	91,000	45,225	0

Galveston County, Texas

Department Budget History and Budget (Expenditures) with FY-T-D Actuals

1101 Fund: General Fund
 2233 Department: Constable Pct #3
 223300 Division: Constable Pct #3

Current Fiscal Year is 93.4 % Complete

2019 Actual Expenditure	2020 Actual Expenditure	2021 Adopted Budget	2021 Amended Budget	2021 FY-T-D Expenditure	2021 Expenditure Percent	Object	Description	2022 Base Budget	2022 Requested Budget	2022 Adopted Budget
130,944	79,550	91,000	136,225	0	0 %		Subtotals:	91,000	45,225	0
885,238	933,459	978,847	1,027,577	805,962	78 %		Fund Cost Center Totals:	974,422	950,682	933,052

Galveston County, Texas

Department Budget History and Budget (Expenditures) with FY-T-D Actuals

1101 Fund: General Fund
2234 Department: Constable Pct #2
223400 Division: Constable Pct #2

Current Fiscal Year is 93.4 % Complete

2019 Actual Expenditure	2020 Actual Expenditure	2021 Adopted Budget	2021 Amended Budget	2021 FY-T-D Expenditure	2021 Expenditure Percent	Object	Description	2022 Base Budget	2022 Requested Budget	2022 Adopted Budget
						51	Personnel & Benefits			
445,590	497,130	509,216	509,216	468,631	92 %	5100000	Salaries	509,216	509,216	517,156
12,000	12,000	12,000	12,000	11,000	92 %	5111003	Auto Allowances	12,000	12,000	14,400
8,700	10,200	10,200	10,200	9,237	91 %	5111004	Certificatn Pay	10,200	10,200	10,200
1,470	3,570	3,156	3,156	3,912	124 %	5115000	Longevity	2,100	4,434	4,716
47,600	54,465	60,488	60,488	52,228	86 %	5151000	Cnty Hlth Insur	60,488	60,488	65,280
6,839	7,655	7,752	7,752	7,215	93 %	5152102	Medicare FICA	7,737	7,771	7,926
54,098	62,226	64,161	67,047	59,704	89 %	5153000	Pension - TCDRS	66,460	66,751	70,315
39,947	44,293	40,580	46,049	42,170	92 %	5154000	Alternate Plan	40,489	46,315	47,234
0	0	0	0	9	****	5154111	Alt Pln-Nonp Emp	0	0	0
1,414	1,016	860	860	716	83 %	5155000	UnemplCompens	1,600	1,609	640
617,660	692,557	708,413	716,768	654,826	91 %	Subtotals:		710,290	718,784	737,867
						53	Supplies			
1,081	1,176	1,500	1,500	0	0 %	5310000	Admin Supplies	1,500	1,500	1,500
330	0	0	0	0	****	5310001	ExtraordinarySpl	0	4,611	4,611
2,994	27	1,500	1,500	1,226	82 %	5312101	Uniforms	1,500	2,500	2,500
0	0	0	0	0	****	5361001	VHMake Ready	0	50,000	0
4,406	1,204	3,000	3,000	1,226	41 %	Subtotals:		3,000	58,611	8,611
						54	Other Services and Charges			
150	355	2,840	2,840	2,504	88 %	5496100	Travel and Confe	2,840	3,950	3,000
150	355	2,840	2,840	2,504	88 %	Subtotals:		2,840	3,950	3,000
						56	Other Expenses			
0	0	0	0	0	****	Subtotals:		0	0	0
						57	Capital Outlay			
87,296	0	91,000	182,000	0	0 %	5743000	Vehicles	91,000	91,000	0

Galveston County, Texas

Department Budget History and Budget (Expenditures) with FY-T-D Actuals

1101 Fund: General Fund
 2234 Department: Constable Pct #2
 223400 Division: Constable Pct #2

Current Fiscal Year is 93.4 % Complete

2019 Actual Expenditure	2020 Actual Expenditure	2021 Adopted Budget	2021 Amended Budget	2021 FY-T-D Expenditure	2021 Expenditure Percent	Object	Description	2022 Base Budget	2022 Requested Budget	2022 Adopted Budget
87,296	0	91,000	182,000	0	0 %		Subtotals:	91,000	91,000	0
709,513	694,116	805,253	904,608	658,557	73 %		Fund Cost Center Totals:	807,130	872,345	749,478

Galveston County, Texas

Department Budget History and Budget (Expenditures) with FY-T-D Actuals

1101 Fund: General Fund
2237 Department: Constable Pct #1
223700 Division: Constable Pct #1

Current Fiscal Year is 93.4 % Complete

2019 Actual Expenditure	2020 Actual Expenditure	2021 Adopted Budget	2021 Amended Budget	2021 FY-T-D Expenditure	2021 Expenditure Percent	Object	Description	2022 Base Budget	2022 Requested Budget	2022 Adopted Budget
						51	Personnel & Benefits			
444,593	447,936	456,940	456,940	425,858	93 %	5100000	Salaries	456,940	456,940	464,455
12,000	12,000	12,000	12,000	11,000	92 %	5111003	Auto Allowances	12,000	12,000	14,400
10,350	9,450	9,000	9,000	8,250	92 %	5111004	Certificatn Pay	9,000	9,000	9,000
1,765	3,230	3,276	3,276	3,330	102 %	5115000	Longevity	1,860	3,785	3,996
7,349	0	0	0	0	****	5120001	Seasonal Help	0	0	0
45,170	46,092	52,927	52,927	45,473	86 %	5151000	Cnty Hlth Insur	52,927	52,927	57,120
7,009	6,967	6,979	6,979	6,631	95 %	5152102	Medicare FICA	6,958	6,986	7,133
54,199	56,068	57,755	60,353	54,279	90 %	5153000	Pension - TCDRS	59,768	60,008	63,284
40,022	40,030	32,217	41,436	37,816	91 %	5154000	Alternate Plan	32,095	41,636	42,510
100	0	0	0	0	****	5154111	Alt Pln-Nonp Emp	0	0	0
1,396	943	758	758	631	83 %	5155000	UnemplCompens	1,407	1,414	563
623,955	622,718	631,852	643,669	593,270	92 %	Subtotals:		632,955	644,696	662,461
						53	Supplies			
1,020	992	2,200	1,822	1,557	85 %	5310000	Admin Supplies	2,200	2,200	2,200
0	0	0	0	0	****	5310001	ExtraordinarySpl	0	7,280	7,280
2,831	9,116	1,500	2,278	2,038	89 %	5312101	Uniforms	1,500	3,000	3,000
3,851	10,109	3,700	4,100	3,596	88 %	Subtotals:		3,700	12,480	12,480
						54	Other Services and Charges			
1,650	1,642	1,440	1,040	633	61 %	5496100	Travel and Confe	1,440	1,440	1,440
1,650	1,642	1,440	1,040	633	61 %	Subtotals:		1,440	1,440	1,440
						56	Other Expenses			
0	0	0	0	0	****	Subtotals:		0	0	0
						57	Capital Outlay			
0	120,750	45,500	45,500	0	0 %	5743000	Vehicles	45,500	0	0

Galveston County, Texas

Department Budget History and Budget (Expenditures) with FY-T-D Actuals

1101 Fund: General Fund
 2237 Department: Constable Pct #1
 223700 Division: Constable Pct #1

Current Fiscal Year is 93.4 % Complete

2019 Actual Expenditure	2020 Actual Expenditure	2021 Adopted Budget	2021 Amended Budget	2021 FY-T-D Expenditure	2021 Expenditure Percent	Object	Description	2022 Base Budget	2022 Requested Budget	2022 Adopted Budget
0	120,750	45,500	45,500	0	0 %		Subtotals:	45,500	0	0
629,457	755,219	682,492	694,309	597,500	86 %		Fund Cost Center Totals:	683,595	658,616	676,381

Galveston County, Texas

Department Budget History and Budget (Expenditures) with FY-T-D Actuals

1101 Fund: General Fund
 2238 Department: Constable Pct #4
 223800 Division: Constable Pct #4

Current Fiscal Year is 93.4 % Complete

2019 Actual Expenditure	2020 Actual Expenditure	2021 Adopted Budget	2021 Amended Budget	2021 FY-T-D Expenditure	2021 Expenditure Percent	Object	Description	2022 Base Budget	2022 Requested Budget	2022 Adopted Budget
						51	Personnel & Benefits			
460,396	529,083	465,105	465,105	378,735	81 %	5100000	Salaries	423,754	420,846	427,067
12,000	12,000	12,000	12,000	11,000	92 %	5111003	Auto Allowances	12,000	12,000	14,400
10,800	10,800	9,000	9,000	7,100	79 %	5111004	Certificatn Pay	6,600	7,800	7,800
4,625	9,970	8,050	8,050	4,890	61 %	5115000	Longevity	2,160	8,050	4,398
0	0	0	0	0	****	5130000	Overtime	0	18,500	18,500
46,627	47,657	45,366	45,366	34,052	75 %	5151000	Cnty Hlth Insur	22,683	45,366	48,960
7,226	8,317	7,166	7,166	5,904	82 %	5152102	Medicare FICA	6,447	6,776	6,848
56,285	66,773	59,115	61,774	48,104	78 %	5153000	Pension - TCDRS	55,180	58,004	60,540
41,562	47,527	42,571	42,571	33,502	79 %	5154000	Alternate Plan	18,800	40,245	40,666
22	22	23	23	38	166 %	5154111	Alt Pln-Nonp Emp	23	23	24
1,451	1,113	784	784	653	83 %	5155000	UnemplCompens	1,278	1,360	536
640,996	733,263	649,180	651,839	523,980	80 %	Subtotals:		548,925	618,970	629,739
						53	Supplies			
1,328	1,398	1,500	1,500	1,373	92 %	5310000	Admin Supplies	1,500	3,713	3,713
1,354	0	3,850	1,850	1,026	55 %	5310001	ExtraordinarySpl	3,850	12,578	8,400
1,212	1,395	8,000	10,497	9,220	88 %	5312101	Uniforms	8,000	4,414	4,414
0	0	0	0	0	****	5361001	VHMake Ready	0	51,550	550
3,895	2,793	13,350	13,847	11,620	84 %	Subtotals:		13,350	72,255	17,077
						54	Other Services and Charges			
1,235	1,065	2,000	2,000	1,890	95 %	5496100	Travel and Confe	2,000	7,205	2,000
340	270	300	300	175	58 %	5498000	Memb&Dues	300	2,162	300
1,575	1,335	2,300	2,300	2,065	90 %	Subtotals:		2,300	9,367	2,300
						56	Other Expenses			
0	0	0	0	0	****	Subtotals:		0	0	0

Galveston County, Texas

Department Budget History and Budget (Expenditures) with FY-T-D Actuals

1101 Fund: General Fund
 2238 Department: Constable Pct #4
 223800 Division: Constable Pct #4

Current Fiscal Year is 93.4 % Complete

2019 Actual Expenditure	2020 Actual Expenditure	2021 Adopted Budget	2021 Amended Budget	2021 FY-T-D Expenditure	2021 Expenditure Percent	Object	Description	2022 Base Budget	2022 Requested Budget	2022 Adopted Budget
						57	Capital Outlay			
0	79,550	91,000	181,450	0	0 %	5743000	Vehicles	91,000	90,450	0
0	79,550	91,000	181,450	0	0 %		Subtotals:	91,000	90,450	0
646,467	816,942	755,830	849,436	537,666	63 %		Fund Cost Center Totals:	655,575	791,042	649,116

Galveston County, Texas

Department Budget History and Budget (Expenditures) with FY-T-D Actuals

1101 Fund: General Fund
2910 Department: Emergency Management
291010 Division: Emergency Management

Current Fiscal Year is 93.4 % Complete

2019 Actual Expenditure	2020 Actual Expenditure	2021 Adopted Budget	2021 Amended Budget	2021 FY-T-D Expenditure	2021 Expenditure Percent	Object	Description	2022 Base Budget	2022 Requested Budget	2022 Adopted Budget
						51	Personnel & Benefits			
243,474	198,497	328,776	328,776	303,484	92 %	5100000	Salaries	328,776	328,776	339,790
83	707	1,000	1,000	278	28 %	5130000	Overtime	1,000	1,000	1,000
25,321	32,108	37,805	37,805	32,397	86 %	5151000	Cnty Hlth Insur	37,805	37,805	40,800
3,722	2,905	4,785	4,785	4,427	93 %	5152102	Medicare FICA	4,785	4,785	4,945
30,327	24,206	39,593	41,374	37,696	91 %	5153000	Pension - TCDRS	41,093	41,093	43,863
22,394	17,287	24,027	28,513	26,260	92 %	5154000	Alternate Plan	24,027	28,513	29,464
1,082	764	640	640	533	83 %	5155000	UnemplCompens	1,189	1,189	480
-2,187	-3,988	0	0	0	****	5190001	FEMA Salary/Bnft	0	0	0
324,218	272,488	436,626	442,893	405,078	91 %		Subtotals:	438,675	443,161	460,342
						53	Supplies			
8,039	4,715	7,000	7,000	2,691	38 %	5310000	Admin Supplies	7,000	7,000	7,000
1,984	7,539	19,200	19,200	10,940	57 %	5310001	ExtraordinarySpl	19,200	21,100	10,000
1,577	1,142	1,600	1,600	1,500	94 %	5312101	Uniforms	1,600	1,600	2,000
231	257	1,000	1,000	54	5 %	5314101	Food	1,000	1,000	1,000
0	0	8,000	8,000	0	0 %	5361001	VHMake Ready	8,000	8,000	8,000
11,832	13,654	36,800	36,800	15,186	41 %		Subtotals:	36,800	38,700	28,000
						54	Other Services and Charges			
61	209	5,500	5,500	3,165	58 %	5419301	Software Licensi	5,500	5,500	5,500
3,122	0	6,000	6,000	1,001	17 %	5423000	M&R Equip	6,000	6,000	6,000
412,500	412,500	412,500	412,500	412,500	100 %	5452500	Cntrt Srv-VFD	412,500	412,500	412,500
21,438	16,810	155,000	155,000	14,910	10 %	5481000	Other ContractSv	155,000	35,000	35,000
5,337	5,335	6,336	6,336	5,442	86 %	5492100	Mobile Phone Exp	6,336	6,336	6,336
175	0	100	100	0	0 %	5493100	Marketing and Ad	100	13,100	100
3,353	1,335	4,800	4,800	365	8 %	5494100	Printing	4,800	9,800	5,000
5,751	1,862	7,040	7,040	1,641	23 %	5496100	Travel and Confe	7,040	11,300	7,040
222	0	800	800	0	0 %	5496301	Business Mileage	800	1,000	800
150	71	1,360	1,360	150	11 %	5498000	Memb&Dues	1,360	1,700	1,360

Galveston County, Texas

Department Budget History and Budget (Expenditures) with FY-T-D Actuals

1101 Fund: General Fund
 2910 Department: Emergency Management
 291010 Division: Emergency Management

Current Fiscal Year is 93.4 % Complete

2019 Actual Expenditure	2020 Actual Expenditure	2021 Adopted Budget	2021 Amended Budget	2021 FY-T-D Expenditure	2021 Expenditure Percent	Object	Description	2022 Base Budget	2022 Requested Budget	2022 Adopted Budget
452,114	438,123	599,436	599,436	439,177	73 %		Subtotals:	599,436	502,236	479,636
						55	Inter/Intragvrnmntl Expenditrs			
0	0	0	0	0	****		Subtotals:	0	0	0
						56	Other Expenses			
0	0	0	0	0	****		Subtotals:	0	0	0
						57	Capital Outlay			
0	0	43,000	91,000	0	0 %	5743000	Vehicles	43,000	48,000	0
0	0	43,000	91,000	0	0 %		Subtotals:	43,000	48,000	0
788,165	724,267	1,115,862	1,170,129	859,441	73 %		Fund Cost Center Totals:	1,117,911	1,032,097	967,978

Galveston County, Texas

Department Budget History and Budget (Expenditures) with FY-T-D Actuals

1101 Fund: General Fund
 2930 Department: Nuisance Abatement
 293010 Division: Nuisance Abatement

Current Fiscal Year is 93.4 % Complete

2019 Actual Expenditure	2020 Actual Expenditure	2021 Adopted Budget	2021 Amended Budget	2021 FY-T-D Expenditure	2021 Expenditure Percent	Object	Description	2022 Base Budget	2022 Requested Budget	2022 Adopted Budget
						51	Personnel & Benefits			
146,325	110,748	159,644	159,644	147,363	92 %	5100000	Salaries	159,644	159,644	161,007
12,690	13,355	15,122	15,122	13,075	86 %	5151000	Cnty Hlth Insur	15,122	15,122	16,320
2,134	1,617	2,316	2,316	2,152	93 %	5152102	Medicare FICA	2,316	2,316	2,336
17,368	13,453	19,166	20,028	18,287	91 %	5153000	Pension - TCDRS	19,893	19,893	20,723
12,825	9,612	13,802	13,802	12,739	92 %	5154000	Alternate Plan	13,802	13,802	13,920
558	365	309	309	257	83 %	5155000	UnemplCompens	576	576	227
191,902	149,152	210,359	211,221	193,877	92 %	Subtotals:		211,353	211,353	214,533
						53	Supplies			
1,962	1,269	3,000	3,000	969	32 %	5310000	Admin Supplies	3,000	2,295	2,295
0	2,202	1,350	1,350	605	45 %	5310001	ExtraordinarySpl	1,350	1,450	1,450
2,839	753	3,000	3,000	617	21 %	5310002	Oper Supplies	3,000	3,000	3,000
279	451	500	500	385	77 %	5312101	Uniforms	500	500	500
314	205	1,000	1,000	348	35 %	5314101	Food	1,000	1,000	1,000
5,396	4,882	8,850	8,850	2,925	33 %	Subtotals:		8,850	8,245	8,245
						54	Other Services and Charges			
0	0	0	0	0	****	5419301	Software Licensi	0	205	205
85,904	31,915	74,000	74,000	48,868	66 %	5429301	Nuisance Abatemn	74,000	96,000	74,000
700	573	6,000	11,000	2,589	24 %	5481000	Other ContractSv	6,000	6,000	6,000
5,297	162	4,200	4,200	1,595	38 %	5496100	Travel and Confe	4,200	4,100	4,100
150	390	660	660	110	17 %	5498000	Memb&Dues	660	1,250	660
92,052	33,041	84,860	89,860	53,162	59 %	Subtotals:		84,860	107,555	84,965
						55	Inter/Intragvrnmntl Expenditrs			
26,793	29,235	81,000	76,000	6,685	9 %	5519040	Housing Demoliti	81,000	90,000	90,000
26,793	29,235	81,000	76,000	6,685	9 %	Subtotals:		81,000	90,000	90,000

Galveston County, Texas

Department Budget History and Budget (Expenditures) with FY-T-D Actuals

1101 Fund: General Fund
2930 Department: Nuisance Abatement
293010 Division: Nuisance Abatement

Current Fiscal Year is 93.4 % Complete

2019 Actual Expenditure	2020 Actual Expenditure	2021 Adopted Budget	2021 Amended Budget	2021 FY-T-D Expenditure	2021 Expenditure Percent	Object	Description	2022 Base Budget	2022 Requested Budget	2022 Adopted Budget
						57	Capital Outlay			
43,648	0	0	0	0	****	5743000	Vehicles	0	0	0
43,648	0	0	0	0	****	Subtotals:		0	0	0
359,792	216,311	385,069	385,931	256,650	67 %	Fund Cost Center Totals:		386,063	417,153	397,743

Galveston County, Texas

Department Budget History and Budget (Expenditures) with FY-T-D Actuals

1101 Fund: General Fund
 4110 Department: Health Admin & Sanitation
 411010 Division: Public Health

Current Fiscal Year is 93.4 % Complete

2019 Actual Expenditure	2020 Actual Expenditure	2021 Adopted Budget	2021 Amended Budget	2021 FY-T-D Expenditure	2021 Expenditure Percent	Object	Description	2022 Base Budget	2022 Requested Budget	2022 Adopted Budget
						51	Personnel & Benefits			
0	0	0	0	0	****		Subtotals:	0	0	0
						54	Other Services and Charges			
2,466,365	2,680,559	2,680,559	2,680,559	2,680,559	100 %	5481000	Other ContractSv	2,680,559	2,680,559	2,620,952
2,466,365	2,680,559	2,680,559	2,680,559	2,680,559	100 %		Subtotals:	2,680,559	2,680,559	2,620,952
2,466,365	2,680,559	2,680,559	2,680,559	2,680,559	100 %		Fund Cost Center Totals:	2,680,559	2,680,559	2,620,952

Galveston County, Texas

Department Budget History and Budget (Expenditures) with FY-T-D Actuals

1101 Fund: General Fund
4110 Department: Health Admin & Sanitation
411043 Division: Animal Services

Current Fiscal Year is 93.4 % Complete

2019 Actual Expenditure	2020 Actual Expenditure	2021 Adopted Budget	2021 Amended Budget	2021 FY-T-D Expenditure	2021 Expenditure Percent	Object	Description	2022 Base Budget	2022 Requested Budget	2022 Adopted Budget
						54	Other Services and Charges			
775,366	799,592	806,423	806,423	806,423	100 %	5481000	Other ContractSv	806,423	806,423	811,919
775,366	799,592	806,423	806,423	806,423	100 %		Subtotals:	806,423	806,423	811,919
775,366	799,592	806,423	806,423	806,423	100 %		Fund Cost Center Totals:	806,423	806,423	811,919

Galveston County, Texas

Department Budget History and Budget (Expenditures) with FY-T-D Actuals

1101 Fund: General Fund
 4110 Department: Health Admin & Sanitation
 411071 Division: Coastal Health & Wellness

Current Fiscal Year is 93.4 % Complete

2019 Actual Expenditure	2020 Actual Expenditure	2021 Adopted Budget	2021 Amended Budget	2021 FY-T-D Expenditure	2021 Expenditure Percent	Object	Description	2022 Base Budget	2022 Requested Budget	2022 Adopted Budget
						54	Other Services and Charges			
3,888,859	3,734,667	3,734,667	3,734,667	3,734,667	100 %	5481000	Other ContractSv	3,734,667	3,734,667	3,734,667
3,888,859	3,734,667	3,734,667	3,734,667	3,734,667	100 %		Subtotals:	3,734,667	3,734,667	3,734,667
3,888,859	3,734,667	3,734,667	3,734,667	3,734,667	100 %		Fund Cost Center Totals:	3,734,667	3,734,667	3,734,667

Galveston County, Texas

Department Budget History and Budget (Expenditures) with FY-T-D Actuals

1101 Fund: General Fund
4401 Department: Contract Services
440100 Division: Contract Services

Current Fiscal Year is 93.4 % Complete

2019 Actual Expenditure	2020 Actual Expenditure	2021 Adopted Budget	2021 Amended Budget	2021 FY-T-D Expenditure	2021 Expenditure Percent	Object	Description	2022 Base Budget	2022 Requested Budget	2022 Adopted Budget
						51	Personnel & Benefits			
79,443	50,838	140,320	143,421	49,596	35 %	5100000	Salaries	140,320	128,111	159,685
0	33	0	0	0	****	5130000	Overtime	0	0	0
9,152	6,808	15,122	15,122	6,537	43 %	5151000	Cnty Hlth Insur	7,561	15,122	16,320
1,156	740	2,036	2,081	723	35 %	5152102	Medicare FICA	2,036	1,859	2,316
9,430	6,197	16,847	17,991	6,156	34 %	5153000	Pension - TCDRS	17,485	15,964	20,553
6,963	4,409	12,132	12,401	4,287	35 %	5154000	Alternate Plan	12,132	11,077	13,805
602	335	272	278	226	82 %	5155000	UnemplCompens	506	462	224
106,748	69,363	186,729	191,294	67,527	35 %	Subtotals:		180,040	172,595	212,903
						53	Supplies			
0	0	0	0	0	****	Subtotals:		0	0	0
						54	Other Services and Charges			
621,167	793,603	900,000	1,156,100	832,844	72 %	5412130	Con Srv-M E	900,000	1,006,100	1,006,100
139,611	89,904	150,000	196,575	119,580	61 %	5444100	Social Work and	150,000	150,000	150,000
42,603	63,288	0	0	0	****	5447600	AmblnceBurials	0	0	0
426,000	426,000	426,000	564,843	355,000	63 %	5448050	ContractSrvMHMR	426,000	426,000	565,000
1,069,252	1,155,593	1,155,593	1,155,593	1,128,593	98 %	5451104	MedTrans	1,155,593	1,155,593	1,373,325
592,300	593,000	593,000	593,000	542,941	92 %	5461012	Co Lib Sys Ovrhd	593,000	593,000	592,300
443,100	368,075	540,000	546,500	381,850	70 %	5481000	Other ContractSv	540,000	540,000	540,000
0	496	3,200	3,200	60	2 %	5496100	Travel and Confe	3,200	3,200	3,200
22,465	22,465	100,000	100,000	0	0 %	5496150	TrSnLeon/Bacliff	100,000	100,000	100,000
475	0	1,600	1,600	0	0 %	5496301	Business Mileage	1,600	1,600	1,600
200	0	240	275	275	100 %	5498000	Memb&Dues	240	300	300
3,357,174	3,512,424	3,869,633	4,317,686	3,361,143	78 %	Subtotals:		3,869,633	3,975,793	4,331,825
						55	Inter/Intragvrnmntl Expenditrs			
0	0	2,000	2,000	0	0 %	5500300	Assistance to Ag	2,000	2,000	2,000

Galveston County, Texas

Department Budget History and Budget (Expenditures) with FY-T-D Actuals

1101 Fund: General Fund
 4401 Department: Contract Services
 440100 Division: Contract Services

Current Fiscal Year is 93.4 % Complete

2019 Actual Expenditure	2020 Actual Expenditure	2021 Adopted Budget	2021 Amended Budget	2021 FY-T-D Expenditure	2021 Expenditure Percent	Object	Description	2022 Base Budget	2022 Requested Budget	2022 Adopted Budget
0	0	2,000	2,000	0	0 %					
Subtotals:								2,000	2,000	2,000
						56	Other Expenses			
0	0	0	0	0	****					
Subtotals:								0	0	0
3,463,923	3,581,788	4,058,362	4,510,980	3,428,671	76 %	Fund Cost Center Totals:		4,051,673	4,150,388	4,546,728

Galveston County, Texas

Department Budget History and Budget (Expenditures) with FY-T-D Actuals

1101 Fund: General Fund
4511 Department: Senior Citizens
451110 Division: Senior Citizens Program

Current Fiscal Year is 93.4 % Complete

2019 Actual Expenditure	2020 Actual Expenditure	2021 Adopted Budget	2021 Amended Budget	2021 FY-T-D Expenditure	2021 Expenditure Percent	Object	Description	2022 Base Budget	2022 Requested Budget	2022 Adopted Budget
						51	Personnel & Benefits			
221,864	287,442	349,113	349,113	235,635	67 %	5100000	Salaries	348,966	340,727	347,229
421	0	1,000	1,000	0	0 %	5130000	Overtime	1,000	1,000	1,000
36,960	47,349	75,613	75,613	43,860	58 %	5151000	Cnty Hlth Insur	52,930	79,393	85,680
3,271	4,204	5,116	5,116	3,463	68 %	5152102	Medicare FICA	5,107	4,985	5,057
26,385	34,858	42,299	44,202	29,254	66 %	5153000	Pension - TCDRS	43,823	42,766	44,825
19,478	24,783	23,106	31,091	20,444	66 %	5154000	Alternate Plan	29,762	29,674	30,112
1,288	844	687	687	572	83 %	5155000	UnemplCompens	1,272	1,241	494
0	-335	0	0	0	****	5190001	FEMA Salary/Bnft	0	0	0
309,669	399,147	496,934	506,822	333,231	66 %	Subtotals:		482,860	499,786	514,397
						53	Supplies			
5,040	4,802	5,000	5,000	2,669	53 %	5310000	Admin Supplies	5,000	5,000	5,000
5,902	1,492	0	0	0	****	5310001	ExtraordinarySpl	0	1,000	1,000
15,502	13,958	10,000	10,000	8,336	83 %	5310002	Oper Supplies	10,000	10,000	10,000
1,749	1,750	1,750	1,750	953	54 %	5312101	Uniforms	1,750	1,750	1,750
28,196	22,003	16,750	16,750	11,959	71 %	Subtotals:		16,750	17,750	17,750
						54	Other Services and Charges			
123,869	124,187	130,000	130,000	124,253	96 %	5415200	Interlocal Agrmt	130,000	126,000	126,000
324	393	1,000	1,000	0	0 %	5423000	M&R Equip	1,000	1,000	1,000
0	0	50,000	50,000	0	0 %	5426200	Bldg Leases/Rntl	50,000	50,000	50,000
2,630	1,895	2,000	2,000	209	10 %	5481000	Other ContractSv	2,000	5,000	5,000
1,700	1,905	2,160	2,160	1,540	71 %	5492306	Cellphone Allow	3,840	2,400	3,360
5,877	5,979	3,000	3,000	2,989	100 %	5493100	Marketing and Ad	3,000	3,000	3,000
464	1,280	700	700	630	90 %	5496100	Travel and Confe	700	1,400	1,000
155	0	250	250	0	0 %	5496301	Business Mileage	250	250	250
448	0	500	500	500	100 %	5498000	Memb&Dues	500	1,050	500
135,470	135,641	189,610	189,610	130,123	69 %	Subtotals:		191,290	190,100	190,110

Galveston County, Texas

Department Budget History and Budget (Expenditures) with FY-T-D Actuals

1101 Fund: General Fund
 4511 Department: Senior Citizens
 451110 Division: Senior Citizens Program

Current Fiscal Year is 93.4 % Complete

2019 Actual Expenditure	2020 Actual Expenditure	2021 Adopted Budget	2021 Amended Budget	2021 FY-T-D Expenditure	2021 Expenditure Percent	Object	Description	2022 Base Budget	2022 Requested Budget	2022 Adopted Budget
						55	Inter/Intragvrnmntl Expenditrs			
0	0	0	0	0	****	Subtotals:		0	0	0
						56	Other Expenses			
0	0	0	0	0	****	Subtotals:		0	0	0
						57	Capital Outlay			
0	0	0	0	0	****	5730000	Imp Oth Bldg	0	10,000	10,000
152,477	0	0	0	0	****	5743000	Vehicles	0	0	0
152,477	0	0	0	0	****	Subtotals:		0	10,000	10,000
						59	Other Financing Uses			
32,321	40,000	50,000	50,000	50,000	100 %	5910100	TTo GM-Mand	50,000	50,000	50,000
46,800	6,000	40,000	40,000	10,481	26 %	5910200	TTo GM-Disc	40,000	40,000	40,000
79,121	46,000	90,000	90,000	60,481	67 %	Subtotals:		90,000	90,000	90,000
704,933	602,791	793,294	803,182	535,795	67 %	Fund Cost Center Totals:		780,900	807,636	822,257

Galveston County, Texas

Department Budget History and Budget (Expenditures) with FY-T-D Actuals

1101 Fund: General Fund
5132 Department: Galveston County Museum
513200 Division: Galv Cnty Museum Collections

Current Fiscal Year is 93.4 % Complete

2019 Actual Expenditure	2020 Actual Expenditure	2021 Adopted Budget	2021 Amended Budget	2021 FY-T-D Expenditure	2021 Expenditure Percent	Object	Description	2022 Base Budget	2022 Requested Budget	2022 Adopted Budget
						51	Personnel & Benefits			
37,499	0	62,013	62,013	0	0 %	5100000	Salaries	62,013	62,013	62,013
17,470	16,835	21,400	21,400	11,621	54 %	5120001	Seasonal Help	21,400	21,400	21,400
4,406	0	7,561	7,561	0	0 %	5151000	Cnty Hlth Insur	0	7,561	8,160
811	244	1,211	1,211	168	14 %	5152102	Medicare FICA	1,211	1,211	1,211
4,451	0	7,445	7,780	0	0 %	5153000	Pension - TCDRS	7,727	7,727	7,982
3,286	0	5,362	5,362	0	0 %	5154000	Alternate Plan	5,362	5,362	5,362
239	230	294	294	159	54 %	5154111	Alt Pln-Nonp Emp	294	294	294
304	197	162	162	135	83 %	5155000	UnemplCompens	302	302	117
68,470	17,507	105,448	105,783	12,084	11 %	Subtotals:		98,309	105,870	106,539
						53	Supplies			
1,262	11,580	7,500	7,500	2,734	36 %	5310000	Admin Supplies	7,500	7,500	7,500
5,185	4,187	0	0	0	****	5310001	ExtraordinarySpl	0	4,999	4,999
11,741	1,887	10,000	10,000	8,460	85 %	5310002	Oper Supplies	10,000	10,000	10,000
0	346	500	500	489	98 %	5317000	BooksPriodcls	500	500	500
18,189	18,001	18,000	18,000	11,683	65 %	Subtotals:		18,000	22,999	22,999
						54	Other Services and Charges			
37,560	0	0	0	0	****	5424000	Building Mainten	0	0	0
2,101	0	2,000	2,000	0	0 %	5426100	Equip Other Rntl	2,000	2,000	2,000
540	540	2,000	2,000	540	27 %	5481000	Other ContractSv	2,000	2,000	2,000
0	1,350	3,200	3,200	0	0 %	5491725	Insurance	3,200	3,200	3,200
280	0	480	480	0	0 %	5492306	Cellphone Allow	480	480	480
7,615	0	4,000	4,000	2,485	62 %	5493100	Marketing and Ad	4,000	4,000	4,000
444	321	0	0	0	****	5496100	Travel and Confe	0	0	0
499	0	568	568	451	79 %	5498000	Memb&Dues	568	700	700
49,041	2,211	12,248	12,248	3,476	28 %	Subtotals:		12,248	12,380	12,380
						55	Inter/Intragvrnmntl Expenditrs			

Galveston County, Texas

Department Budget History and Budget (Expenditures) with FY-T-D Actuals

1101 Fund: General Fund
5132 Department: Galveston County Museum
513200 Division: Galv Cnty Museum Collections

Current Fiscal Year is 93.4 % Complete

2019 Actual Expenditure	2020 Actual Expenditure	2021 Adopted Budget	2021 Amended Budget	2021 FY-T-D Expenditure	2021 Expenditure Percent	Object	Description	2022 Base Budget	2022 Requested Budget	2022 Adopted Budget
68,206	28,400	29,000	29,000	28,400	98 %	5500300	Assistance to Ag	29,000	29,000	29,000
68,206	28,400	29,000	29,000	28,400	98 %		Subtotals:	29,000	29,000	29,000
						57	Capital Outlay			
0	0	0	0	0	****		Subtotals:	0	0	0
203,907	66,121	164,696	165,031	55,644	34 %		Fund Cost Center Totals:	157,557	170,249	170,918

Galveston County, Texas

Department Budget History and Budget (Expenditures) with FY-T-D Actuals

1101 Fund: General Fund
5220 Department: Beach and Parks Department
522020 Division: Parks

Current Fiscal Year is 93.4 % Complete

2019 Actual Expenditure	2020 Actual Expenditure	2021 Adopted Budget	2021 Amended Budget	2021 FY-T-D Expenditure	2021 Expenditure Percent	Object	Description	2022 Base Budget	2022 Requested Budget	2022 Adopted Budget
						51	Personnel & Benefits			
1,273,100	1,295,331	1,163,562	1,163,562	1,142,314	98 %	5100000	Salaries	1,155,136	1,148,233	1,177,482
7,857	409	10,000	10,000	5,499	55 %	5130000	Overtime	10,000	10,000	10,000
276,468	274,602	317,562	317,562	255,916	81 %	5151000	Cnty Hlth Insur	287,318	317,562	342,720
18,794	19,019	17,108	17,108	16,868	99 %	5152102	Medicare FICA	16,986	16,884	17,236
152,048	157,735	141,483	147,847	142,417	96 %	5153000	Pension - TCDRS	145,790	144,931	152,849
112,274	112,246	88,976	102,044	99,252	97 %	5154000	Alternate Plan	88,246	100,562	102,675
4,496	2,931	2,296	2,296	1,913	83 %	5155000	UnemplCompens	4,234	4,210	1,684
-12,032	-200	0	0	0	****	5190001	FEMA Salary/Bnft	0	0	0
1,833,006	1,862,075	1,740,987	1,760,419	1,664,182	95 %	Subtotals:		1,707,710	1,742,382	1,804,646
						53	Supplies			
9,637	7,423	9,000	9,000	6,586	73 %	5310000	Admin Supplies	9,000	9,000	9,000
21,117	59,651	10,000	10,000	7,674	77 %	5310001	ExtraordinarySpl	10,000	60,850	60,000
48,158	45,500	51,000	51,000	46,278	91 %	5310002	Oper Supplies	51,000	51,000	51,000
18,194	17,370	20,000	20,000	13,015	65 %	5312101	Uniforms	20,000	20,000	20,000
347	379	400	400	360	90 %	5317000	BooksPriodcls	400	400	400
97,454	130,325	90,400	90,400	73,915	82 %	Subtotals:		90,400	141,250	140,400
						54	Other Services and Charges			
8,700	7,940	34,100	18,100	6,595	36 %	5410000	Prof Serv	34,100	35,000	35,000
19,623	19,565	20,000	20,000	16,530	83 %	5423000	M&R Equip	20,000	20,000	20,000
82,470	73,681	80,000	96,000	48,844	51 %	5424000	Building Mainten	80,000	85,000	85,000
17,313	18,463	20,000	20,000	13,708	69 %	5426100	Equip Other Rntl	20,000	22,000	22,000
29,064	29,345	30,000	23,500	18,321	78 %	5428000	Grounds Maint	30,000	32,000	32,000
80,615	82,903	111,000	116,400	75,904	65 %	5481000	Other ContractSv	111,000	111,000	111,000
4,240	4,800	4,800	4,800	4,384	91 %	5492306	Cellphone Allow	9,600	5,280	5,280
896	0	800	800	495	62 %	5493100	Marketing and Ad	800	1,000	1,000
3,931	5,475	1,215	1,215	1,346	111 %	5496100	Travel and Confe	1,215	1,065	1,065
856	312	500	500	181	36 %	5496301	Business Mileage	500	500	500

Galveston County, Texas

Department Budget History and Budget (Expenditures) with FY-T-D Actuals

1101 Fund: General Fund
5220 Department: Beach and Parks Department
522020 Division: Parks

Current Fiscal Year is 93.4 % Complete

2019 Actual Expenditure	2020 Actual Expenditure	2021 Adopted Budget	2021 Amended Budget	2021 FY-T-D Expenditure	2021 Expenditure Percent	Object	Description	2022 Base Budget	2022 Requested Budget	2022 Adopted Budget
908	1,986	1,250	1,250	770	62 %	5498000	Memb&Dues	1,250	1,650	1,250
248,619	244,473	303,665	302,565	187,084	62 %		Subtotals:	308,465	314,495	314,095
						55	Inter/Intragvrnmntl Expenditrs			
0	0	0	0	0	****		Subtotals:	0	0	0
						56	Other Expenses			
0	750	0	0	0	****	5600001	Int & Penalties	0	0	0
0	750	0	0	0	****		Subtotals:	0	0	0
						57	Capital Outlay			
209,144	284,558	20,000	16,543	16,543	100 %	5722000	Building Improve	20,000	0	0
494,555	209,220	196,500	216,520	209,315	97 %	5730000	Imp Oth Bldg	196,500	144,000	144,000
8,200	0	0	0	0	****	5732000	Parks&Open Space	0	0	0
78,997	88,586	105,000	89,536	89,536	100 %	5742000	Heavy Equipment	105,000	46,000	46,000
242,205	0	0	220,000	0	0 %	5743000	Vehicles	0	220,000	0
1,033,103	582,365	321,500	542,600	315,394	58 %		Subtotals:	321,500	410,000	190,000
						59	Other Financing Uses			
0	0	0	0	0	****		Subtotals:	0	0	0
3,212,184	2,819,990	2,456,552	2,695,984	2,240,576	83 %		Fund Cost Center Totals:	2,428,075	2,608,127	2,449,141

Galveston County, Texas

Department Budget History and Budget (Expenditures) with FY-T-D Actuals

1101 Fund: General Fund
 5220 Department: Beach and Parks Department
 522075 Division: Wayne Johnson Community Center

Current Fiscal Year is 93.4 % Complete

2019 Actual Expenditure	2020 Actual Expenditure	2021 Adopted Budget	2021 Amended Budget	2021 FY-T-D Expenditure	2021 Expenditure Percent	Object	Description	2022 Base Budget	2022 Requested Budget	2022 Adopted Budget
						57	Capital Outlay			
377,817	0	0	0	0	****	5722000	Building Improve	0	0	0
377,817	0	0	0	0	****		Subtotals:	0	0	0
377,817	0	0	0	0	****		Fund Cost Center Totals:	0	0	0

Galveston County, Texas

Department Budget History and Budget (Expenditures) with FY-T-D Actuals

1101 Fund: General Fund
6102 Department: County Extension Service
610200 Division: AgriLife Extension

Current Fiscal Year is 93.4 % Complete

2019 Actual Expenditure	2020 Actual Expenditure	2021 Adopted Budget	2021 Amended Budget	2021 FY-T-D Expenditure	2021 Expenditure Percent	Object	Description	2022 Base Budget	2022 Requested Budget	2022 Adopted Budget
						51	Personnel & Benefits			
350,171	331,385	329,010	329,010	254,500	77 %	5100000	Salaries	328,565	328,565	308,548
10,226	10,734	17,500	17,500	9,954	57 %	5120001	Seasonal Help	17,500	17,500	17,500
249	223	1,000	1,000	0	0 %	5130000	Overtime	1,000	1,000	1,000
61,742	61,273	68,049	68,049	50,116	74 %	5151000	Cnty Hlth Insur	60,488	68,049	73,440
5,304	5,026	5,046	5,046	3,873	77 %	5152102	Medicare FICA	5,039	5,039	4,747
20,336	22,616	22,232	23,232	18,330	79 %	5153000	Pension - TCDRS	23,018	29,266	39,842
30,714	28,746	25,509	28,533	22,046	77 %	5154000	Alternate Plan	28,495	28,495	26,765
140	147	240	240	136	57 %	5154111	Alt Pln-Nonp Emp	240	240	240
703	471	394	394	328	83 %	5155000	UnemplCompens	732	913	327
479,588	460,624	468,980	473,004	359,286	76 %		Subtotals:	465,077	479,067	472,409
						53	Supplies			
27,693	23,608	25,000	25,000	11,079	44 %	5310000	Admin Supplies	25,000	25,000	25,000
2,406	1,300	4,750	4,750	2,444	51 %	5310001	ExtraordinarySpl	4,750	2,400	2,400
30,099	24,908	29,750	29,750	13,523	45 %		Subtotals:	29,750	27,400	27,400
						54	Other Services and Charges			
256	1,548	4,000	4,000	0	0 %	5423000	M&R Equip	4,000	4,000	4,000
6,693	6,494	6,500	6,500	4,092	63 %	5481000	Other ContractSv	6,500	6,840	6,840
13,715	4,500	2,745	7,500	3,687	49 %	5496100	Travel and Confe	2,745	15,850	7,500
180	32	880	880	0	0 %	5496301	Business Mileage	880	900	900
1,006	996	968	968	940	97 %	5498000	Memb&Dues	968	1,455	1,455
21,853	13,573	15,093	19,848	8,719	44 %		Subtotals:	15,093	29,045	20,695
						56	Other Expenses			
0	0	0	0	0	****		Subtotals:	0	0	0
						57	Capital Outlay			

Galveston County, Texas

Department Budget History and Budget (Expenditures) with FY-T-D Actuals

1101 Fund: General Fund
 6102 Department: County Extension Service
 610200 Division: AgriLife Extension

Current Fiscal Year is 93.4 % Complete

2019 Actual Expenditure	2020 Actual Expenditure	2021 Adopted Budget	2021 Amended Budget	2021 FY-T-D Expenditure	2021 Expenditure Percent	Object	Description	2022 Base Budget	2022 Requested Budget	2022 Adopted Budget
28,485	65,550	0	0	0	****	5743000	Vehicles	0	42,000	0
28,485	65,550	0	0	0	****	Subtotals:		0	42,000	0
560,026	564,656	513,823	522,602	381,529	73 %	Fund Cost Center Totals:		509,920	577,512	520,504

Galveston County, Texas

Department Budget History and Budget (Expenditures) with FY-T-D Actuals

1101 Fund: General Fund
 9201 Department: Transfers and Reserves
 920180 Division: Fund Balance Reserves

Current Fiscal Year is 93.4 % Complete

2019 Actual Expenditure	2020 Actual Expenditure	2021 Adopted Budget	2021 Amended Budget	2021 FY-T-D Expenditure	2021 Expenditure Percent	Object	Description	2022 Base Budget	2022 Requested Budget	2022 Adopted Budget
						51	Personnel & Benefits			
0	0	0	0	0	****		Subtotals:	0	0	0
						56	Other Expenses			
0	0	0	0	0	****		Subtotals:	0	0	0
						59	Other Financing Uses			
0	0	15,000,000	3,306,681	0	0 %	5930000	Bdgeted Rsvrs	15,000,000	15,000,000	30,000,000
0	0	15,000,000	3,306,681	0	0 %		Subtotals:	15,000,000	15,000,000	30,000,000
0	0	15,000,000	3,306,681	0	0 %		Fund Cost Center Totals:	15,000,000	15,000,000	30,000,000

Galveston County, Texas

Department Budget History and Budget (Expenditures) with FY-T-D Actuals

1101 Fund: General Fund
9210 Department: Interfund Oper Transfers Out
921010 Division: Transfers & Reserves

Current Fiscal Year is 93.4 % Complete

2019 Actual Expenditure	2020 Actual Expenditure	2021 Adopted Budget	2021 Amended Budget	2021 FY-T-D Expenditure	2021 Expenditure Percent	Object	Description	2022 Base Budget	2022 Requested Budget	2022 Adopted Budget
						51	Personnel & Benefits			
0	0	0	0	0	****		Subtotals:	0	0	0
						53	Supplies			
0	0	0	0	0	****		Subtotals:	0	0	0
						55	Inter/Intragvrnmntl Expenditrs			
0	0	0	0	0	****		Subtotals:	0	0	0
						56	Other Expenses			
0	0	0	0	0	****		Subtotals:	0	0	0
						59	Other Financing Uses			
3,800,000	2,800,000	3,800,000	3,908,966	3,587,421	92 %	5911202	TTo Juv Just	3,800,000	3,800,000	5,000,000
1,000,000	1,000,000	200,000	200,000	183,333	92 %	5911203	TTo Ind Hlth	200,000	200,000	900,000
400,000	0	0	0	0	****	5911204	TTo Bch Mnt	0	0	200,000
100,000	196,324	185,000	284,989	169,781	60 %	5911206	TTo Chld Wel	185,000	185,000	260,000
350,000	19,222	100,000	107,835	98,825	92 %	5911207	TTo Econ Dev	100,000	100,000	110,000
12,000	605,088	400,000	424,174	390,782	92 %	5911208	TTo Specialty Ct	400,000	400,000	400,000
0	0	0	200,000	0	0 %	5911212	TTo Cty Jury Fd	0	0	350,000
3,189,306	1,760,540	0	54	49	92 %	5912103	TTo Elec Srv	54	0	0
0	1,290	0	169	154	92 %	5912105	TTo DC Ch Supp	169	0	0
100,000	106,282	130,000	130,000	119,166	92 %	5912205	TTo Crths Sec	130,000	130,000	130,000
398,456	343,536	0	91,357	39,522	43 %	5912301	TTo Rd & Brdg	9,819	0	0
275,000	0	0	0	0	****	5912370	Closed	0	0	0
1,050,000	89,999	0	0	0	****	5912410	TTo Mosq Ctrl	0	0	0
759,770	0	0	0	0	****	5912601	TTo Bch/Prk	0	0	0
0	183,180	0	0	0	****	5912950	TTo CARES Act	0	0	0
0	0	0	302,918	0	0 %	5912994	TTo DRec-Ike	0	0	0

Galveston County, Texas

Department Budget History and Budget (Expenditures) with FY-T-D Actuals

1101 Fund: General Fund
9210 Department: Interfund Oper Transfers Out
921010 Division: Transfers & Reserves

Current Fiscal Year is 93.4 % Complete

2019 Actual Expenditure	2020 Actual Expenditure	2021 Adopted Budget	2021 Amended Budget	2021 FY-T-D Expenditure	2021 Expenditure Percent	Object	Description	2022 Base Budget	2022 Requested Budget	2022 Adopted Budget
982,000	1,972,616	1,800,000	1,800,000	1,650,000	92 %	5913100	TTo Cap Proj	1,800,000	0	0
315,000	315,000	0	0	0	****	5913101	TTo Cap Repl	0	0	200,000
2,500,000	6,624,174	0	2,014,958	2,014,958	100 %	5916123	TTo Emp Ben	0	0	0
15,231,532	16,017,251	6,615,000	9,465,420	8,253,996	87 %	Subtotals:		6,625,042	4,815,000	7,550,000
15,231,532	16,017,251	6,615,000	9,465,420	8,253,996	87 %	Fund Cost Center Totals:		6,625,042	4,815,000	7,550,000

Galveston County, Texas

Department Budget History and Budget (Expenditures) with FY-T-D Actuals

1101 Fund: General Fund
 9999 Department: Budget Projections
 999998 Division: Budget Projections

Current Fiscal Year is 93.4 % Complete

2019 Actual Expenditure	2020 Actual Expenditure	2021 Adopted Budget	2021 Amended Budget	2021 FY-T-D Expenditure	2021 Expenditure Percent	Object	Description	2022 Base Budget	2022 Requested Budget	2022 Adopted Budget
						51	Personnel & Benefits			
0	0	0	0	0	****		Subtotals:	0	0	0
						53	Supplies			
0	0	0	0	0	****		Subtotals:	0	0	0
						54	Other Services and Charges			
0	0	0	0	0	****		Subtotals:	0	0	0
						56	Other Expenses			
0	0	0	0	0	****		Subtotals:	0	0	0
						57	Capital Outlay			
0	0	0	0	0	****		Subtotals:	0	0	0
						59	Other Financing Uses			
0	0	0	0	0	****		Subtotals:	0	0	0
0	0	0	0	0	****		Fund Cost Center Totals:	0	0	0
145,747,873	148,224,800	159,623,287	159,284,756	129,894,613	82 %		General Fund Totals:	156,894,310	163,070,680	181,365,197

Galveston County, Texas

Department Budget History and Budget (Expenditures) with FY-T-D Actuals

1201 Fund: Cnty Clk Records Archive Fund
1140 Department: County Clerk
114021 Division: County Clerk Archive Records

Current Fiscal Year is 93.4 % Complete

2019 Actual Expenditure	2020 Actual Expenditure	2021 Adopted Budget	2021 Amended Budget	2021 FY-T-D Expenditure	2021 Expenditure Percent	Object	Description	2022 Base Budget	2022 Requested Budget	2022 Adopted Budget
						51	Personnel & Benefits			
165,784	182,149	217,233	217,233	155,804	72 %	5100000	Salaries	217,233	219,404	218,063
1,902	0	2,000	2,000	0	0 %	5112001	Vac/SickLvPyOut	2,000	2,000	2,000
30,132	32,164	45,366	45,366	28,767	63 %	5151000	Cnty Hlth Insur	30,244	45,366	48,960
20,793	20,793	21,644	21,644	18,036	83 %	5151001	Self Insurance	21,644	21,644	10,822
2,460	2,652	3,181	3,181	2,289	72 %	5152102	Medicare FICA	3,181	3,212	3,193
19,904	21,965	26,321	27,505	19,340	70 %	5153000	Pension - TCDRS	27,319	27,590	28,325
14,697	15,638	18,955	18,955	13,469	71 %	5154000	Alternate Plan	18,955	19,143	19,027
1,024	658	427	427	355	83 %	5155000	UnemplCompens	793	801	311
5,359	5,359	5,359	5,359	4,465	83 %	5156000	Worker's Compens	0	4,416	1,089
262,058	281,380	340,486	341,670	242,530	71 %		Subtotals:	321,369	343,576	331,790
						53	Supplies			
0	0	0	0	0	****		Subtotals:	0	0	0
						54	Other Services and Charges			
498,435	500,000	500,000	500,000	0	0 %	5481000	Other ContractSv	500,000	500,000	500,000
498,435	500,000	500,000	500,000	0	0 %		Subtotals:	500,000	500,000	500,000
						57	Capital Outlay			
0	0	0	0	0	****		Subtotals:	0	0	0
760,493	781,380	840,486	841,670	242,530	29 %		Fund Cost Center Totals:	821,369	843,576	831,790

Galveston County, Texas

Department Budget History and Budget (Expenditures) with FY-T-D Actuals

1201 Fund: Cnty Clk Records Archive Fund
 9201 Department: Transfers and Reserves
 920180 Division: Fund Balance Reserves

Current Fiscal Year is 93.4 % Complete

2019 Actual Expenditure	2020 Actual Expenditure	2021 Adopted Budget	2021 Amended Budget	2021 FY-T-D Expenditure	2021 Expenditure Percent	Object	Description	2022 Base Budget	2022 Requested Budget	2022 Adopted Budget
						59	Other Financing Uses			
0	0	200,000	198,816	0	0 %	5930000	Bdgeted Rsvrs	200,000	200,000	200,000
0	0	200,000	198,816	0	0 %		Subtotals:	200,000	200,000	200,000
0	0	200,000	198,816	0	0 %		Fund Cost Center Totals:	200,000	200,000	200,000
760,493	781,380	1,040,486	1,040,486	242,530	23%		Cnty Clk Records Archive Fund Totals:	1,021,369	1,043,576	1,031,790

Galveston County, Texas

Department Budget History and Budget (Expenditures) with FY-T-D Actuals

1202 Fund: Juvenile Justice Fund
2561 Department: Juvenile Justice
256100 Division: Juvenile Justice

Current Fiscal Year is 93.4 % Complete

2019 Actual Expenditure	2020 Actual Expenditure	2021 Adopted Budget	2021 Amended Budget	2021 FY-T-D Expenditure	2021 Expenditure Percent	Object	Description	2022 Base Budget	2022 Requested Budget	2022 Adopted Budget
						51	Personnel & Benefits			
330,633	378,153	400,116	400,116	329,833	82 %	5100000	Salaries	400,116	396,865	403,256
47,554	59,643	68,049	68,049	56,503	83 %	5151000	Cnty Hlth Insur	68,049	68,049	73,440
5,100	5,528	5,805	5,829	4,799	82 %	5152102	Medicare FICA	5,805	5,758	5,851
41,482	46,074	48,039	50,409	40,516	80 %	5153000	Pension - TCDRS	49,859	49,454	51,902
30,631	32,771	24,053	34,655	28,227	81 %	5154000	Alternate Plan	24,053	34,313	34,865
1,386	937	779	782	624	80 %	5155000	UnemplCompens	1,445	1,434	568
456,787	523,108	546,841	559,840	460,505	82 %		Subtotals:	549,327	555,873	569,882
						53	Supplies			
9,467	8,821	10,500	10,500	3,417	33 %	5310000	Admin Supplies	10,500	10,500	10,500
384	458	1,600	1,600	0	0 %	5312100	Clothing	1,600	1,600	1,600
0	17	500	500	0	0 %	5316010	Medical Supplies	500	500	500
9,851	9,298	12,600	12,600	3,417	27 %		Subtotals:	12,600	12,600	12,600
						54	Other Services and Charges			
22,800	15,500	25,000	25,000	5,200	21 %	5412098	Medical Examinat	25,000	25,000	25,000
6,228	3,364	8,000	8,000	2,670	33 %	5412101	Contract Medical	8,000	8,000	8,000
0	0	500	500	0	0 %	5423000	M&R Equip	500	500	500
390,381	392,837	410,278	410,278	362,904	88 %	5436110	Juvenile Medical	410,278	410,278	410,278
77,522	161,903	206,700	206,700	85,268	41 %	5441101	Residential Plac	206,700	206,700	206,700
0	0	400	400	46	12 %	5443100	Child and Youth	400	400	400
52	784	2,000	2,000	8	0 %	5496153	In-State Transp	2,000	2,000	2,000
4,974	1,963	8,800	8,800	1,041	12 %	5496301	Business Mileage	8,800	8,800	8,800
501,959	576,352	661,678	661,678	457,140	69 %		Subtotals:	661,678	661,678	661,678
968,599	1,108,758	1,221,119	1,234,118	921,063	75 %		Fund Cost Center Totals:	1,223,605	1,230,151	1,244,160

Galveston County, Texas

Department Budget History and Budget (Expenditures) with FY-T-D Actuals

1202 Fund: Juvenile Justice Fund
2561 Department: Juvenile Justice
256105 Division: Juv Justice - Administration

Current Fiscal Year is 93.4 % Complete

2019 Actual Expenditure	2020 Actual Expenditure	2021 Adopted Budget	2021 Amended Budget	2021 FY-T-D Expenditure	2021 Expenditure Percent	Object	Description	2022 Base Budget	2022 Requested Budget	2022 Adopted Budget
						51	Personnel & Benefits			
250,838	294,716	298,705	298,705	270,383	91 %	5100000	Salaries	298,705	298,705	305,129
0	21,639	0	0	0	****	5112001	Vac/SickLvPyOut	0	0	0
891	990	1,000	1,000	0	0 %	5130000	Overtime	1,000	1,000	1,000
26,644	27,208	30,244	30,244	26,040	86 %	5151000	Cnty Hlth Insur	30,244	30,244	32,640
3,697	4,596	4,348	4,348	3,925	90 %	5152102	Medicare FICA	4,348	4,348	4,441
29,880	38,197	35,983	37,602	33,387	89 %	5153000	Pension - TCDRS	37,346	37,346	39,401
22,064	27,247	25,913	25,913	23,257	90 %	5154000	Alternate Plan	25,913	25,913	26,468
910	715	580	580	474	82 %	5155000	UnemplCompens	1,081	1,081	431
334,926	415,311	396,773	398,392	357,469	90 %	Subtotals:		398,637	398,637	409,510
						53	Supplies			
540	1,532	1,800	1,800	49	3 %	5317000	BooksPriodcls	1,800	1,800	1,800
6,057	4,019	10,000	10,000	2,558	26 %	5322010	Fuel	10,000	10,000	10,000
6,597	5,552	11,800	11,800	2,607	22 %	Subtotals:		11,800	11,800	11,800
						54	Other Services and Charges			
461	212	750	750	102	14 %	5411103	PreEmplExp	750	750	750
4,500	3,300	4,500	4,500	1,500	33 %	5412098	Medical Examinat	4,500	4,500	4,500
0	909	5,000	5,000	0	0 %	5423110	Vehicle Maintena	5,000	5,000	5,000
960	920	0	0	0	****	5492306	Cellphone Allow	0	0	0
0	0	800	800	0	0 %	5493100	Marketing and Ad	800	800	800
24,503	19,196	20,035	20,035	12,403	62 %	5496100	Travel and Confe	20,035	20,035	20,035
736	337	4,000	4,000	277	7 %	5496301	Business Mileage	4,000	4,000	4,000
31,161	24,876	35,085	35,085	14,282	41 %	Subtotals:		35,085	35,085	35,085
						55	Inter/Intragvrnmntl Expenditrs			
0	0	0	0	0	****	Subtotals:		0	0	0

Galveston County, Texas

Department Budget History and Budget (Expenditures) with FY-T-D Actuals

1202 Fund: Juvenile Justice Fund
 2561 Department: Juvenile Justice
 256105 Division: Juv Justice - Administration

Current Fiscal Year is 93.4 % Complete

2019 Actual Expenditure	2020 Actual Expenditure	2021 Adopted Budget	2021 Amended Budget	2021 FY-T-D Expenditure	2021 Expenditure Percent	Object	Description	2022 Base Budget	2022 Requested Budget	2022 Adopted Budget
						57	Capital Outlay			
99,616	0	0	0	0	****	5743000	Vehicles	0	0	0
99,616	0	0	0	0	****		Subtotals:	0	0	0
						59	Other Financing Uses			
0	0	0	0	0	****		Subtotals:	0	0	0
472,300	445,740	443,658	445,277	374,360	84 %		Fund Cost Center Totals:	445,522	445,522	456,395

Galveston County, Texas

Department Budget History and Budget (Expenditures) with FY-T-D Actuals

1202 Fund: Juvenile Justice Fund
2561 Department: Juvenile Justice
256118 Division: Detention

Current Fiscal Year is 93.4 % Complete

2019 Actual Expenditure	2020 Actual Expenditure	2021 Adopted Budget	2021 Amended Budget	2021 FY-T-D Expenditure	2021 Expenditure Percent	Object	Description	2022 Base Budget	2022 Requested Budget	2022 Adopted Budget
						51	Personnel & Benefits			
1,044,967	1,155,256	1,155,187	1,155,187	1,047,579	91 %	5100000	Salaries	1,156,400	1,147,033	1,176,484
3,262	3,555	5,000	5,000	3,439	69 %	5112001	Vac/SickLvPyOut	5,000	5,000	5,000
55,097	37,030	60,000	60,000	25,242	42 %	5120001	Seasonal Help	60,000	50,000	50,000
262,371	260,041	279,300	279,300	278,283	100 %	5130000	Overtime	279,300	289,300	289,300
182,009	189,288	243,843	243,843	190,601	78 %	5151000	Cnty Hlth Insur	213,599	228,721	263,160
19,886	21,083	21,757	21,757	19,570	90 %	5152102	Medicare FICA	21,774	21,638	22,068
155,523	171,688	172,827	180,601	163,591	91 %	5153000	Pension - TCDRS	179,526	179,603	189,307
114,841	122,299	91,935	125,583	113,968	91 %	5154000	Alternate Plan	94,357	124,621	127,168
773	502	822	822	349	43 %	5154111	Alt Pln-Nonp Emp	822	685	685
5,265	3,637	2,907	2,907	2,351	81 %	5155000	UnemplCompens	5,421	5,388	2,143
1,843,998	1,964,382	2,033,578	2,075,000	1,844,978	89 %	Subtotals:		2,016,199	2,051,989	2,125,315
						53	Supplies			
5,760	4,502	6,000	6,000	3,567	59 %	5310000	Admin Supplies	6,000	6,000	6,000
0	0	0	0	0	****	5310001	ExtraordinarySpl	0	2,526	2,526
1,271	491	2,000	2,000	852	43 %	5310002	Oper Supplies	2,000	2,000	2,000
552	3,499	3,500	3,500	3,476	99 %	5312100	Clothing	3,500	3,500	3,500
1,131	2,499	2,500	2,500	750	30 %	5312101	Uniforms	2,500	2,500	2,500
2,217	6,016	8,000	8,000	1,934	24 %	5312301	Pers/Hyg Items	8,000	8,000	8,000
8,539	15,588	16,800	16,800	16,786	100 %	5313100	Clean/Hshld Supp	16,800	24,800	20,000
1,422	1,934	4,000	4,000	554	14 %	5314301	Kitchen Supp	4,000	4,000	4,000
2,270	4,063	4,500	4,500	1,239	28 %	5316010	Medical Supplies	4,500	4,500	4,500
23,164	38,595	47,300	47,300	29,161	62 %	Subtotals:		47,300	57,826	53,026
						54	Other Services and Charges			
0	0	3,000	3,000	0	0 %	5423000	M&R Equip	3,000	3,000	3,000
301,676	320,910	335,000	374,823	374,823	100 %	5481000	Other ContractSv	335,000	396,758	396,758
64,375	59,491	102,382	102,382	62,611	61 %	5481199	Food Svcs Contrc	102,382	102,382	102,382
960	880	0	0	0	****	5492306	Cellphone Allow	0	0	0

Galveston County, Texas

Department Budget History and Budget (Expenditures) with FY-T-D Actuals

1202 Fund: Juvenile Justice Fund
 2561 Department: Juvenile Justice
 256118 Division: Detention

Current Fiscal Year is 93.4 % Complete

2019 Actual Expenditure	2020 Actual Expenditure	2021 Adopted Budget	2021 Amended Budget	2021 FY-T-D Expenditure	2021 Expenditure Percent	Object	Description	2022 Base Budget	2022 Requested Budget	2022 Adopted Budget
110	138	800	800	30	4 %	5496153	In-State Transp	800	800	800
367,121	381,420	441,182	481,005	437,464	91 %	Subtotals:		441,182	502,940	502,940
2,234,284	2,384,398	2,522,060	2,603,305	2,311,604	89 %	Fund Cost Center Totals:		2,504,681	2,612,755	2,681,281

Galveston County, Texas

Department Budget History and Budget (Expenditures) with FY-T-D Actuals

1202 Fund: Juvenile Justice Fund
2561 Department: Juvenile Justice
256119 Division: Post Program

Current Fiscal Year is 93.4 % Complete

2019 Actual Expenditure	2020 Actual Expenditure	2021 Adopted Budget	2021 Amended Budget	2021 FY-T-D Expenditure	2021 Expenditure Percent	Object	Description	2022 Base Budget	2022 Requested Budget	2022 Adopted Budget
						51	Personnel & Benefits			
193,653	223,089	235,787	235,787	196,248	83 %	5100000	Salaries	235,787	235,249	238,095
4,899	216	5,500	5,500	687	12 %	5120001	Seasonal Help	5,500	3,100	3,100
43,740	47,007	41,600	41,600	41,807	100 %	5130000	Overtime	41,600	44,000	44,000
31,203	31,185	43,477	43,477	29,028	67 %	5151000	Cnty Hlth Insur	35,916	43,477	46,920
3,640	3,918	4,106	4,106	3,467	84 %	5152102	Medicare FICA	4,106	4,097	4,139
29,019	32,648	33,304	34,802	29,316	84 %	5153000	Pension - TCDRS	34,567	34,799	36,309
21,428	23,245	18,005	23,982	20,428	85 %	5154000	Alternate Plan	18,005	24,144	24,391
69	2	76	76	9	12 %	5154111	Alt Pln-Nonp Emp	76	43	43
919	613	550	550	439	80 %	5155000	UnemplCompens	1,022	1,021	404
328,573	361,927	382,405	389,880	321,433	82 %		Subtotals:	376,579	389,930	397,401
						53	Supplies			
656	979	1,000	1,000	729	73 %	5310000	Admin Supplies	1,000	1,000	1,000
0	393	400	400	396	99 %	5312100	Clothing	400	400	400
0	600	600	600	0	0 %	5312101	Uniforms	600	600	600
656	1,973	2,000	2,000	1,126	56 %		Subtotals:	2,000	2,000	2,000
						54	Other Services and Charges			
22,805	22,043	50,882	50,882	39,969	79 %	5481199	Food Svcs Contrc	50,882	50,882	50,882
60	180	0	0	0	****	5492306	Cellphone Allow	0	0	0
22,865	22,223	50,882	50,882	39,969	79 %		Subtotals:	50,882	50,882	50,882
352,095	386,124	435,287	442,762	362,529	82 %		Fund Cost Center Totals:	429,461	442,812	450,283

Galveston County, Texas

Department Budget History and Budget (Expenditures) with FY-T-D Actuals

1202 Fund: Juvenile Justice Fund
2561 Department: Juvenile Justice
256130 Division: JP Court

Current Fiscal Year is 93.4 % Complete

2019 Actual Expenditure	2020 Actual Expenditure	2021 Adopted Budget	2021 Amended Budget	2021 FY-T-D Expenditure	2021 Expenditure Percent	Object	Description	2022 Base Budget	2022 Requested Budget	2022 Adopted Budget
						51	Personnel & Benefits			
82,905	94,137	92,270	92,270	85,172	92 %	5100000	Salaries	92,270	92,270	95,039
6,148	6,770	7,561	7,561	6,537	86 %	5151000	Cnty Hlth Insur	7,561	7,561	8,160
1,205	1,359	1,338	1,338	1,237	92 %	5152102	Medicare FICA	1,338	1,338	1,379
9,840	11,404	11,078	11,576	10,569	91 %	5153000	Pension - TCDRS	11,497	11,497	12,232
7,266	8,114	7,977	7,977	7,363	92 %	5154000	Alternate Plan	7,977	7,977	8,217
308	213	179	179	149	83 %	5155000	UnemplCompens	333	333	134
107,674	121,999	120,403	120,901	111,029	92 %		Subtotals:	120,976	120,976	125,161
						53	Supplies			
150	105	500	500	41	8 %	5310000	Admin Supplies	500	500	500
150	105	500	500	41	8 %		Subtotals:	500	500	500
						54	Other Services and Charges			
0	0	500	500	0	0 %	5423000	M&R Equip	500	500	500
8,617	9,851	15,000	15,000	6,813	45 %	5431000	Interpreters	15,000	15,000	15,000
1,957	0	3,700	3,700	0	0 %	5431121	Court Reporter	3,700	3,700	3,700
49,361	49,549	50,873	50,873	40,849	80 %	5431400	Court Masters	50,873	50,873	50,873
240	300	888	888	0	0 %	5496100	Travel and Confe	888	888	888
0	0	160	160	0	0 %	5498000	Memb&Dues	160	160	160
60,176	59,700	71,121	71,121	47,662	67 %		Subtotals:	71,121	71,121	71,121
168,001	181,805	192,024	192,522	158,734	82 %		Fund Cost Center Totals:	192,597	192,597	196,782

Galveston County, Texas

Department Budget History and Budget (Expenditures) with FY-T-D Actuals

1202 Fund: Juvenile Justice Fund
 2561 Department: Juvenile Justice
 256155 Division: JJAEP

Current Fiscal Year is 93.4 % Complete

2019 Actual Expenditure	2020 Actual Expenditure	2021 Adopted Budget	2021 Amended Budget	2021 FY-T-D Expenditure	2021 Expenditure Percent	Object	Description	2022 Base Budget	2022 Requested Budget	2022 Adopted Budget
						51	Personnel & Benefits			
78,108	100,850	96,979	96,979	88,804	92 %	5100000	Salaries	96,979	96,979	99,770
1,120	0	1,000	1,000	8	1 %	5120001	Seasonal Help	1,000	1,000	1,000
6,779	3,143	10,000	10,000	6,991	70 %	5130000	Overtime	10,000	10,000	10,000
17,165	20,245	15,123	15,123	19,613	130 %	5151000	Cnty Hlth Insur	15,123	15,123	16,320
1,407	1,513	1,568	1,568	1,396	89 %	5152102	Medicare FICA	1,568	1,568	1,608
11,273	12,552	12,845	13,423	11,809	88 %	5153000	Pension - TCDRS	13,331	13,331	14,129
8,325	8,930	6,405	9,249	8,226	89 %	5154000	Alternate Plan	6,405	9,250	9,492
8	0	14	14	0	1 %	5154111	Alt Pln-Nonp Emp	14	14	14
373	237	210	210	170	81 %	5155000	UnemplCompens	391	391	157
124,561	147,473	144,144	147,566	137,019	93 %	Subtotals:		144,811	147,656	152,490
						53	Supplies			
646	550	900	900	451	50 %	5310000	Admin Supplies	900	900	900
0	298	300	300	0	0 %	5312100	Clothing	300	300	300
0	279	200	200	0	0 %	5312101	Uniforms	200	200	200
646	1,127	1,400	1,400	451	32 %	Subtotals:		1,400	1,400	1,400
						54	Other Services and Charges			
0	0	0	0	0	****	5481000	Other ContractSv	0	71,000	71,000
4,513	3,804	8,275	8,275	5,537	67 %	5481199	Food Svcs Contrc	8,275	8,275	8,275
60	220	0	0	0	****	5492306	Cellphone Allow	0	0	0
4,573	4,024	8,275	8,275	5,537	67 %	Subtotals:		8,275	79,275	79,275
129,781	152,625	153,819	157,241	143,007	91 %	Fund Cost Center Totals:		154,486	228,331	233,165

Galveston County, Texas

Department Budget History and Budget (Expenditures) with FY-T-D Actuals

1202 Fund: Juvenile Justice Fund
 2561 Department: Juvenile Justice
 256160 Division: JJAEP Allotment Program

Current Fiscal Year is 93.4 % Complete

2019 Actual Expenditure	2020 Actual Expenditure	2021 Adopted Budget	2021 Amended Budget	2021 FY-T-D Expenditure	2021 Expenditure Percent	Object	Description	2022 Base Budget	2022 Requested Budget	2022 Adopted Budget
						53	Supplies			
0	2,000	0	2,000	2,000	100 %	5310000	Admin Supplies	2,000	0	0
0	2,000	0	2,000	2,000	100 %		Subtotals:	2,000	0	0
0	2,000	0	2,000	2,000	100 %		Fund Cost Center Totals:	2,000	0	0

Galveston County, Texas

Department Budget History and Budget (Expenditures) with FY-T-D Actuals

1202 Fund: Juvenile Justice Fund
 9201 Department: Transfers and Reserves
 920180 Division: Fund Balance Reserves

Current Fiscal Year is 93.4 % Complete

2019 Actual Expenditure	2020 Actual Expenditure	2021 Adopted Budget	2021 Amended Budget	2021 FY-T-D Expenditure	2021 Expenditure Percent	Object	Description	2022 Base Budget	2022 Requested Budget	2022 Adopted Budget
						59	Other Financing Uses			
0	0	0	0	0	****		Subtotals:	0	0	0
							Fund Cost Center Totals:	0	0	0
4,325,062	4,661,452	4,967,967	5,077,225	4,273,300	84 %		Juvenile Justice Fund Totals:	4,952,352	5,152,168	5,262,066

Galveston County, Texas

Department Budget History and Budget (Expenditures) with FY-T-D Actuals

1203 Fund: Indigent Health Care Fund
 4401 Department: Contract Services
 440110 Division: Indigent Health Care Fund

Current Fiscal Year is 93.4 % Complete

2019 Actual Expenditure	2020 Actual Expenditure	2021 Adopted Budget	2021 Amended Budget	2021 FY-T-D Expenditure	2021 Expenditure Percent	Object	Description	2022 Base Budget	2022 Requested Budget	2022 Adopted Budget
						54	Other Services and Charges			
2,142,619	2,385,114	2,500,000	2,500,000	1,321,814	53 %	5447500	IndigentMedCrSrv	2,500,000	2,500,000	2,500,000
2,142,619	2,385,114	2,500,000	2,500,000	1,321,814	53 %		Subtotals:	2,500,000	2,500,000	2,500,000
2,142,619	2,385,114	2,500,000	2,500,000	1,321,814	53 %		Fund Cost Center Totals:	2,500,000	2,500,000	2,500,000

Galveston County, Texas

Department Budget History and Budget (Expenditures) with FY-T-D Actuals

1203 Fund: Indigent Health Care Fund
 9201 Department: Transfers and Reserves
 920180 Division: Fund Balance Reserves

Current Fiscal Year is 93.4 % Complete

2019 Actual Expenditure	2020 Actual Expenditure	2021 Adopted Budget	2021 Amended Budget	2021 FY-T-D Expenditure	2021 Expenditure Percent	Object	Description	2022 Base Budget	2022 Requested Budget	2022 Adopted Budget
						59	Other Financing Uses			
0	0	1,000,000	1,000,000	0	0 %	5930000	Bdgeted Rsvrs	1,000,000	1,000,000	1,000,000
0	0	1,000,000	1,000,000	0	0 %		Subtotals:	1,000,000	1,000,000	1,000,000
0	0	1,000,000	1,000,000	0	0 %		Fund Cost Center Totals:	1,000,000	1,000,000	1,000,000
2,142,619	2,385,114	3,500,000	3,500,000	1,321,814	38 %		Indigent Health Care Fund Totals:	3,500,000	3,500,000	3,500,000

Galveston County, Texas

Department Budget History and Budget (Expenditures) with FY-T-D Actuals

1204 Fund: Beach Maintenance-Rd & Bridge
 1721 Department: Fleet Management
 172111 Division: Fleet Mgmt - Galveston

Current Fiscal Year is 93.4 % Complete

2019 Actual Expenditure	2020 Actual Expenditure	2021 Adopted Budget	2021 Amended Budget	2021 FY-T-D Expenditure	2021 Expenditure Percent	Object	Description	2022 Base Budget	2022 Requested Budget	2022 Adopted Budget
						53	Supplies			
14,704	0	16,000	16,000	15,831	99 %	5322010	Fuel	16,000	16,000	16,000
14,704	0	16,000	16,000	15,831	99 %		Subtotals:	16,000	16,000	16,000
						54	Other Services and Charges			
30,360	11,130	30,000	30,000	9,108	30 %	5423000	M&R Equip	30,000	30,000	30,000
30,360	11,130	30,000	30,000	9,108	30 %		Subtotals:	30,000	30,000	30,000
45,064	11,130	46,000	46,000	24,940	54 %		Fund Cost Center Totals:	46,000	46,000	46,000

Galveston County, Texas

Department Budget History and Budget (Expenditures) with FY-T-D Actuals

1204 Fund: Beach Maintenance-Rd & Bridge
5440 Department: Beach Maintenance-Rd & Bridge
544042 Division: Beach Maintenance-Rd & Bridge

Current Fiscal Year is 93.4 % Complete

2019 Actual Expenditure	2020 Actual Expenditure	2021 Adopted Budget	2021 Amended Budget	2021 FY-T-D Expenditure	2021 Expenditure Percent	Object	Description	2022 Base Budget	2022 Requested Budget	2022 Adopted Budget
						51	Personnel & Benefits			
59,852	85,634	101,667	101,667	71,790	71 %	5100000	Salaries	98,661	98,661	99,451
12	842	0	5	3	79 %	5112001	Vac/SickLvPyOut	0	0	0
0	0	2,000	2,000	0	0 %	5130000	Overtime	2,000	2,000	2,000
13,322	17,006	22,683	22,683	14,790	65 %	5151000	Cnty Hlth Insur	22,683	22,683	24,480
885	1,271	1,504	1,504	1,053	70 %	5152102	Medicare FICA	1,460	1,460	1,472
7,106	10,547	12,448	13,008	8,903	68 %	5153000	Pension - TCDRS	12,544	12,544	13,059
5,247	7,492	3,276	8,962	6,206	69 %	5154000	Alternate Plan	173	8,705	8,773
332	245	202	202	168	83 %	5155000	UnemplCompens	365	365	145
86,757	123,039	143,780	150,031	102,915	69 %	Subtotals:		137,886	146,418	149,380
						53	Supplies			
7,624	8,826	8,000	8,000	6,743	84 %	5310002	Oper Supplies	8,000	8,000	8,000
910	467	1,000	1,000	977	98 %	5312101	Uniforms	1,000	1,800	1,800
8,535	9,294	9,000	9,000	7,721	86 %	Subtotals:		9,000	9,800	9,800
						54	Other Services and Charges			
75,368	71,924	70,000	70,000	56,938	81 %	5421400	Waste Disposal	70,000	70,000	70,000
3,643	28,506	48,000	48,000	1,423	3 %	5426100	Equip Other Rntl	48,000	48,000	48,000
127,330	130,255	138,910	138,910	59,454	43 %	5481000	Other ContractSv	138,910	139,000	139,000
206,341	230,686	256,910	256,910	117,816	46 %	Subtotals:		256,910	257,000	257,000
						57	Capital Outlay			
13,660	0	0	0	0	****	5741000	Equipment	0	0	0
0	0	0	0	0	****	5742000	Heavy Equipment	0	132,000	132,000
13,660	0	0	0	0	****	Subtotals:		0	132,000	132,000
315,294	363,020	409,690	415,941	228,453	55 %	Fund Cost Center Totals:		403,796	545,218	548,180

Galveston County, Texas

Department Budget History and Budget (Expenditures) with FY-T-D Actuals

1204 Fund: Beach Maintenance-Rd & Bridge
 9201 Department: Transfers and Reserves
 920180 Division: Fund Balance Reserves

Current Fiscal Year is 93.4 % Complete

2019 Actual Expenditure	2020 Actual Expenditure	2021 Adopted Budget	2021 Amended Budget	2021 FY-T-D Expenditure	2021 Expenditure Percent	Object	Description	2022 Base Budget	2022 Requested Budget	2022 Adopted Budget
						59	Other Financing Uses			
0	0	100,000	93,749	0	0 %	5930000	Bdgeted Rsvrs	100,000	100,000	100,000
0	0	100,000	93,749	0	0 %		Subtotals:	100,000	100,000	100,000
0	0	100,000	93,749	0	0 %		Fund Cost Center Totals:	100,000	100,000	100,000
360,359	374,150	555,690	555,690	253,394	46 %		Beach Maintenance-Rd & Bridge	549,796	691,218	694,180

Galveston County, Texas

Department Budget History and Budget (Expenditures) with FY-T-D Actuals

1205 Fund: Probate Judicial Education Fnd
 1223 Department: Probate Court
 122322 Division: Probate Judicial Education Fnd

Current Fiscal Year is 93.4 % Complete

2019 Actual Expenditure	2020 Actual Expenditure	2021 Adopted Budget	2021 Amended Budget	2021 FY-T-D Expenditure	2021 Expenditure Percent	Object	Description	2022 Base Budget	2022 Requested Budget	2022 Adopted Budget
						54	Other Services and Charges			
2,063	2,228	3,000	3,000	2,672	89 %	5431111	Probate Court	3,000	3,000	3,000
2,000	0	2,000	2,000	0	0 %	5496100	Travel and Confe	2,000	4,500	2,000
4,063	2,228	5,000	5,000	2,672	53 %	Subtotals:		5,000	7,500	5,000
4,063	2,228	5,000	5,000	2,672	53 %	Fund Cost Center Totals:		5,000	7,500	5,000
4,063	2,228	5,000	5,000	2,672	53 %	Probate Judicial Education Fnd Totals:		5,000	7,500	5,000

Galveston County, Texas

Department Budget History and Budget (Expenditures) with FY-T-D Actuals

1206 Fund: Child Welfare Fund
4433 Department: Child Welfare
443300 Division: Child Welfare

Current Fiscal Year is 93.4 % Complete

2019 Actual Expenditure	2020 Actual Expenditure	2021 Adopted Budget	2021 Amended Budget	2021 FY-T-D Expenditure	2021 Expenditure Percent	Object	Description	2022 Base Budget	2022 Requested Budget	2022 Adopted Budget
						51	Personnel & Benefits			
34,635	40,314	40,053	40,053	36,971	92 %	5100000	Salaries	40,053	40,053	41,054
6,661	6,808	7,561	7,561	6,537	86 %	5151000	Cnty Hlth Insur	7,561	7,561	8,160
503	586	581	581	538	93 %	5152102	Medicare FICA	581	581	596
4,111	4,911	4,809	5,025	4,588	91 %	5153000	Pension - TCDRS	4,991	4,991	5,284
3,035	3,494	3,463	3,463	3,196	92 %	5154000	Alternate Plan	3,463	3,463	3,550
125	93	78	78	65	83 %	5155000	UnemplCompens	145	145	58
49,073	56,208	56,545	56,761	51,896	91 %		Subtotals:	56,794	56,794	58,702
						53	Supplies			
35,434	28,488	60,000	60,000	29,729	50 %	5312100	Clothing	60,000	60,000	60,000
0	0	500	500	0	0 %	5316011	Pharmaceut Suppl	500	500	500
35,434	28,488	60,500	60,500	29,729	49 %		Subtotals:	60,500	60,500	60,500
						54	Other Services and Charges			
99,859	100,969	100,969	200,742	84,140	42 %	5412133	Phys Assistant	100,969	100,969	100,969
1,885	382	5,000	5,000	1,712	34 %	5441301	Placement Serv	5,000	5,000	5,000
0	0	200	200	0	0 %	5442101	Fstr Care Cnty	200	200	200
562	951	3,000	3,000	2,043	68 %	5443200	Rnbw Rm Galv Co	3,000	3,000	3,000
10,000	10,000	10,000	10,000	8,333	83 %	5449105	Child Advoc Prj	10,000	10,000	10,000
500	2,711	3,500	3,500	150	4 %	5449125	Emg Family Supp	3,500	3,500	3,500
25,544	24,450	30,000	28,500	24,125	85 %	5495511	Comm Education	30,000	30,000	30,000
0	0	1,200	1,200	0	0 %	5496100	Travel and Confe	1,200	1,200	1,200
2,848	3,858	3,000	4,500	3,816	85 %	5499351	Clt Doc/Off Rec	3,000	4,000	4,000
141,198	143,322	156,869	256,642	124,321	48 %		Subtotals:	156,869	157,869	157,869
225,706	228,019	273,914	373,903	205,947	55 %		Fund Cost Center Totals:	274,163	275,163	277,071

Galveston County, Texas

Department Budget History and Budget (Expenditures) with FY-T-D Actuals

1206 Fund: Child Welfare Fund
 9201 Department: Transfers and Reserves
 920180 Division: Fund Balance Reserves

Current Fiscal Year is 93.4 % Complete

2019 Actual Expenditure	2020 Actual Expenditure	2021 Adopted Budget	2021 Amended Budget	2021 FY-T-D Expenditure	2021 Expenditure Percent	Object	Description	2022 Base Budget	2022 Requested Budget	2022 Adopted Budget
						59	Other Financing Uses			
0	0	0	0	0	****		Subtotals:	0	0	0
							Fund Cost Center Totals:	0	0	0
225,706	228,019	273,914	373,903	205,947	55 %		Child Welfare Fund Totals:	274,163	275,163	277,071

Galveston County, Texas

Department Budget History and Budget (Expenditures) with FY-T-D Actuals

1207 Fund: Economic Development
6521 Department: Economic Development
652133 Division: Economic Development

Current Fiscal Year is 93.4 % Complete

2019 Actual Expenditure	2020 Actual Expenditure	2021 Adopted Budget	2021 Amended Budget	2021 FY-T-D Expenditure	2021 Expenditure Percent	Object	Description	2022 Base Budget	2022 Requested Budget	2022 Adopted Budget
						51	Personnel & Benefits			
125,016	172,206	171,010	171,010	151,156	88 %	5100000	Salaries	171,010	170,369	171,209
7,890	13,616	15,122	15,122	11,621	77 %	5151000	Cnty Hlth Insur	15,122	15,122	16,320
1,816	2,501	2,480	2,518	2,226	88 %	5152102	Medicare FICA	2,480	2,471	2,484
14,839	20,979	20,530	21,781	19,014	87 %	5153000	Pension - TCDRS	21,309	21,229	22,036
10,957	14,928	11,100	15,012	13,247	88 %	5154000	Alternate Plan	11,100	14,729	14,802
538	395	331	336	275	82 %	5155000	UnemplCompens	617	615	241
161,059	224,626	220,573	225,779	197,542	87 %	Subtotals:		221,638	224,535	227,092
						53	Supplies			
1,122	1,040	1,500	1,500	567	38 %	5310000	Admin Supplies	1,500	1,500	1,500
120	208	750	750	179	24 %	5317000	BooksPriodcls	750	750	750
1,242	1,248	2,250	2,250	746	33 %	Subtotals:		2,250	2,250	2,250
						54	Other Services and Charges			
0	0	2,500	2,500	0	0 %	5410000	Prof Serv	2,500	2,500	2,500
0	0	2,500	2,500	0	0 %	5419301	Software Licensi	2,500	2,500	2,500
15,000	25,120	50,750	50,750	25,000	49 %	5481000	Other ContractSv	50,750	50,750	50,750
3,407	15,901	30,000	30,000	9,472	32 %	5493100	Marketing and Ad	30,000	30,000	30,000
0	0	5,000	5,000	0	0 %	5494100	Printing	5,000	5,000	5,000
2,783	4,031	10,000	10,000	5,393	54 %	5496100	Travel and Confe	10,000	10,000	10,000
240	1,297	3,200	3,200	887	28 %	5496301	Business Mileage	3,200	3,200	3,200
500	2,110	5,000	5,000	1,060	21 %	5498000	Memb&Dues	5,000	5,000	5,000
801	535	2,000	2,000	0	0 %	5499231	In-House Meeting	2,000	2,000	2,000
35,000	35,000	0	0	0	****	5499232	Economic Develop	0	0	0
57,732	83,995	110,950	110,950	41,814	38 %	Subtotals:		110,950	110,950	110,950

55 Inter/Intragvrnmntl Expenditrs

Galveston County, Texas

Department Budget History and Budget (Expenditures) with FY-T-D Actuals

1207 Fund: Economic Development
 6521 Department: Economic Development
 652133 Division: Economic Development

Current Fiscal Year is 93.4 % Complete

2019 Actual Expenditure	2020 Actual Expenditure	2021 Adopted Budget	2021 Amended Budget	2021 FY-T-D Expenditure	2021 Expenditure Percent	Object	Description	2022 Base Budget	2022 Requested Budget	2022 Adopted Budget
0	0	0	0	0	****		Subtotals:	0	0	0
220,034	309,870	333,773	338,979	240,103	71 %		Fund Cost Center Totals:	334,838	337,735	340,292
220,034	309,870	333,773	338,979	240,103	71 %		Economic Development Totals:	334,838	337,735	340,292

Galveston County, Texas

Department Budget History and Budget (Expenditures) with FY-T-D Actuals

1208 Fund: County Specialty Court Fund
1208 Department: Mental Health Court Program
120800 Division: Mental Health Court Program

Current Fiscal Year is 93.4 % Complete

2019 Actual Expenditure	2020 Actual Expenditure	2021 Adopted Budget	2021 Amended Budget	2021 FY-T-D Expenditure	2021 Expenditure Percent	Object	Description	2022 Base Budget	2022 Requested Budget	2022 Adopted Budget
						51	Personnel & Benefits			
0	93,245	207,503	207,503	142,454	69 %	5100000	Salaries	194,249	194,249	198,134
0	0	7,561	7,561	0	0 %	5151000	Cnty Hlth Insur	0	0	0
0	1,355	3,010	3,010	2,072	69 %	5152102	Medicare FICA	2,818	2,818	2,875
0	4,987	15,428	16,122	8,630	54 %	5153000	Pension - TCDRS	14,361	14,361	15,334
0	3,516	7,630	11,110	6,011	54 %	5154000	Alternate Plan	6,484	9,964	10,300
0	720	2,166	2,166	999	46 %	5154111	Alt Pln-Nonp Emp	1,083	1,083	1,083
0	152	402	402	335	83 %	5155000	UnemplCompens	700	700	279
0	103,977	243,700	247,874	160,504	65 %		Subtotals:	219,695	223,175	228,005
						53	Supplies			
0	0	0	0	0	****		Subtotals:	0	0	0
						54	Other Services and Charges			
0	0	12,000	12,000	10,000	83 %	5431201	Crt Apptd Attorn	12,000	12,000	12,000
0	34,553	366,139	366,139	90,168	25 %	5448060	Gulf Cst Ctr-MH	366,139	366,139	366,139
0	0	1,620	1,070	270	25 %	5492100	Mobile Phone Exp	1,620	1,620	1,620
0	0	6,000	6,550	6,899	105 %	5496100	Travel and Confe	6,000	6,000	6,000
0	0	1,200	1,200	390	33 %	5496301	Business Mileage	1,200	1,200	1,200
0	34,553	386,959	386,959	107,728	28 %		Subtotals:	386,959	386,959	386,959
						56	Other Expenses			
0	5,742	0	20,000	16,546	83 %	5601061	CSCD-Hlth Ins	20,000	20,000	20,000
0	5,742	0	20,000	16,546	83 %		Subtotals:	20,000	20,000	20,000
0	144,273	630,659	654,833	284,779	43 %		Fund Cost Center Totals:	626,654	630,134	634,964

Galveston County, Texas

Department Budget History and Budget (Expenditures) with FY-T-D Actuals

1208 Fund: County Specialty Court Fund
 1209 Department: Veteran's Court
 120900 Division: Veterans Participation Program

Current Fiscal Year is 93.4 % Complete

2019 Actual Expenditure	2020 Actual Expenditure	2021 Adopted Budget	2021 Amended Budget	2021 FY-T-D Expenditure	2021 Expenditure Percent	Object	Description	2022 Base Budget	2022 Requested Budget	2022 Adopted Budget
						53	Supplies			
0	1,692	3,000	3,000	484	16 %	5310000	Admin Supplies	3,000	3,000	3,000
0	1,692	3,000	3,000	484	16 %		Subtotals:	3,000	3,000	3,000
						54	Other Services and Charges			
0	100	3,000	3,000	1,617	54 %	5411100	Admin Costs	3,000	3,000	3,000
0	14,000	24,000	24,000	6,000	25 %	5431201	Crt Apptd Attorn	24,000	24,000	24,000
0	2,273	7,600	7,600	2,980	39 %	5496100	Travel and Confe	7,600	7,600	7,600
0	889	3,000	3,000	279	9 %	5499231	In-House Meeting	3,000	3,000	3,000
0	17,263	37,600	37,600	10,877	29 %		Subtotals:	37,600	37,600	37,600
0	18,955	40,600	40,600	11,362	28 %		Fund Cost Center Totals:	40,600	40,600	40,600

Galveston County, Texas

Department Budget History and Budget (Expenditures) with FY-T-D Actuals

1208 Fund: County Specialty Court Fund
 2551 Department: Adult Probation
 255126 Division: Adult Drug Court Program Fees

Current Fiscal Year is 93.4 % Complete

2019 Actual Expenditure	2020 Actual Expenditure	2021 Adopted Budget	2021 Amended Budget	2021 FY-T-D Expenditure	2021 Expenditure Percent	Object	Description	2022 Base Budget	2022 Requested Budget	2022 Adopted Budget
						51	Personnel & Benefits			
92	0	0	0	0	****	5100000	Salaries	0	0	0
11	0	0	0	0	****	5152102	Medicare FICA	0	0	0
25	0	0	0	0	****	5153000	Pension - TCDRS	0	0	0
18	0	0	0	0	****	5154000	Alternate Plan	0	0	0
3	0	0	0	0	****	5155000	UnemplCompens	0	0	0
150	0	0	0	0	****		Subtotals:	0	0	0
						54	Other Services and Charges			
51,541	35,668	33,500	33,500	1,704	5 %	5412101	Contract Medical	33,500	33,500	33,500
13,000	11,000	12,000	12,000	11,000	92 %	5431201	Crt Apptd Attorn	12,000	12,000	12,000
1,168	0	2,320	2,320	350	15 %	5496100	Travel and Confe	2,320	2,320	2,320
65,709	46,668	47,820	47,820	13,054	27 %		Subtotals:	47,820	47,820	47,820
65,860	46,668	47,820	47,820	13,054	27 %		Fund Cost Center Totals:	47,820	47,820	47,820
65,860	209,898	719,079	743,253	309,196	42 %	County Specialty Court Fund Totals:		715,074	718,554	723,384

Galveston County, Texas

Department Budget History and Budget (Expenditures) with FY-T-D Actuals

1209 Fund: GOMESA Coastal Consrvn Fund
6101 Department: County Extension Service
610100 Division: Coastal Restoration and Conser

Current Fiscal Year is 93.4 % Complete

2019 Actual Expenditure	2020 Actual Expenditure	2021 Adopted Budget	2021 Amended Budget	2021 FY-T-D Expenditure	2021 Expenditure Percent	Object	Description	2022 Base Budget	2022 Requested Budget	2022 Adopted Budget
						54	Other Services and Charges			
0	0	0	121,400	56,150	46 %	5410000	Prof Serv	121,400	121,400	121,400
95,476	15,386	250,000	250,000	10,550	4 %	5462000	Beach Maintenanc	250,000	250,000	250,000
4,687	0	0	0	0	****	5481000	Other ContractSv	0	0	0
100,164	15,386	250,000	371,400	66,700	18 %	Subtotals:		371,400	371,400	371,400
100,164	15,386	250,000	371,400	66,700	18 %	Fund Cost Center Totals:		371,400	371,400	371,400

Galveston County, Texas

Department Budget History and Budget (Expenditures) with FY-T-D Actuals

1209 Fund: GOMESA Coastal Consvrn Fund
 9201 Department: Transfers and Reserves
 920180 Division: Fund Balance Reserves

Current Fiscal Year is 93.4 % Complete

2019 Actual Expenditure	2020 Actual Expenditure	2021 Adopted Budget	2021 Amended Budget	2021 FY-T-D Expenditure	2021 Expenditure Percent	Object	Description	2022 Base Budget	2022 Requested Budget	2022 Adopted Budget
						59	Other Financing Uses			
0	0	1,000,000	1,000,000	0	0 %	5930000	Bdgeted Rsvrs	1,000,000	1,000,000	1,000,000
0	0	1,000,000	1,000,000	0	0 %		Subtotals:	1,000,000	1,000,000	1,000,000
0	0	1,000,000	1,000,000	0	0 %		Fund Cost Center Totals:	1,000,000	1,000,000	1,000,000
100,164	15,386	1,250,000	1,371,400	66,700	5 %	GOMESA Coastal Consvrn Fund		1,371,400	1,371,400	1,371,400

Galveston County, Texas

Department Budget History and Budget (Expenditures) with FY-T-D Actuals

1212 Fund: County Jury Fund
 1219 Department: District Court Administration
 121900 Division: District Court Administration

Current Fiscal Year is 93.4 % Complete

2019 Actual Expenditure	2020 Actual Expenditure	2021 Adopted Budget	2021 Amended Budget	2021 FY-T-D Expenditure	2021 Expenditure Percent	Object	Description	2022 Base Budget	2022 Requested Budget	2022 Adopted Budget
						54	Other Services and Charges			
0	0	0	9,000	4,908	55 %	5431050	Jury Expend	9,000	9,000	9,000
0	0	0	9,000	4,908	55 %		Subtotals:	9,000	9,000	9,000
0	0	0	9,000	4,908	55 %		Fund Cost Center Totals:	9,000	9,000	9,000

Galveston County, Texas

Department Budget History and Budget (Expenditures) with FY-T-D Actuals

1212 Fund: County Jury Fund
 1229 Department: County Court Administration
 122900 Division: County Court Administration

Current Fiscal Year is 93.4 % Complete

2019 Actual Expenditure	2020 Actual Expenditure	2021 Adopted Budget	2021 Amended Budget	2021 FY-T-D Expenditure	2021 Expenditure Percent	Object	Description	2022 Base Budget	2022 Requested Budget	2022 Adopted Budget
						54	Other Services and Charges			
0	0	0	1,800	680	38 %	5431050	Jury Expend	1,800	1,800	1,800
0	0	0	1,800	680	38 %		Subtotals:	1,800	1,800	1,800
0	0	0	1,800	680	38 %		Fund Cost Center Totals:	1,800	1,800	1,800

Galveston County, Texas

Department Budget History and Budget (Expenditures) with FY-T-D Actuals

1212 Fund: County Jury Fund
 1261 Department: District Clerk
 126100 Division: District Clerk

Current Fiscal Year is 93.4 % Complete

2019 Actual Expenditure	2020 Actual Expenditure	2021 Adopted Budget	2021 Amended Budget	2021 FY-T-D Expenditure	2021 Expenditure Percent	Object	Description	2022 Base Budget	2022 Requested Budget	2022 Adopted Budget
						54	Other Services and Charges			
0	0	0	400,000	207,234	52 %	5431050	Jury Expend	400,000	400,000	400,000
0	0	0	50,000	27,196	54 %	5431054	Grand Jury Expen	50,000	50,000	50,000
0	0	0	450,000	234,430	52 %		Subtotals:	450,000	450,000	450,000
0	0	0	450,000	234,430	52 %		Fund Cost Center Totals:	450,000	450,000	450,000
0	0	0	460,800	240,019	52 %		County Jury Fund Totals:	460,800	460,800	460,800

Galveston County, Texas

Department Budget History and Budget (Expenditures) with FY-T-D Actuals

2101 Fund: Cnty Records Mgmt & Preserv
1160 Department: County Records Management
116020 Division: Co Records Mgmt. & Presv Fnd

Current Fiscal Year is 93.4 % Complete

2019 Actual Expenditure	2020 Actual Expenditure	2021 Adopted Budget	2021 Amended Budget	2021 FY-T-D Expenditure	2021 Expenditure Percent	Object	Description	2022 Base Budget	2022 Requested Budget	2022 Adopted Budget
						51	Personnel & Benefits			
39,902	39,838	40,561	40,561	37,440	92 %	5100000	Salaries	40,561	40,561	41,575
133	98	500	500	480	96 %	5130000	Overtime	500	500	500
6,661	6,808	7,561	7,561	6,537	86 %	5151000	Cnty Hlth Insur	7,561	7,561	8,160
582	581	597	597	551	92 %	5152102	Medicare FICA	597	597	611
4,752	4,864	4,931	5,153	4,705	91 %	5153000	Pension - TCDRS	5,117	5,117	5,416
3,509	3,462	3,551	3,551	3,278	92 %	5154000	Alternate Plan	3,551	3,551	3,639
146	96	80	80	66	83 %	5155000	UnemplCompens	149	149	60
55,686	55,749	57,781	58,003	53,061	91 %		Subtotals:	58,036	58,036	59,961
						53	Supplies			
0	0	1,000	1,000	0	0 %	5310000	Admin Supplies	1,000	1,000	1,000
0	0	1,000	1,000	0	0 %		Subtotals:	1,000	1,000	1,000
						54	Other Services and Charges			
0	0	0	0	0	****		Subtotals:	0	0	0
						56	Other Expenses			
0	0	0	0	0	****		Subtotals:	0	0	0
						59	Other Financing Uses			
0	0	0	0	0	****		Subtotals:	0	0	0
55,686	55,749	58,781	59,003	53,061	90 %		Fund Cost Center Totals:	59,036	59,036	60,961

Galveston County, Texas

Department Budget History and Budget (Expenditures) with FY-T-D Actuals

2101 Fund: Cnty Records Mgmt & Preserv
 9201 Department: Transfers and Reserves
 920180 Division: Fund Balance Reserves

Current Fiscal Year is 93.4 % Complete

2019 Actual Expenditure	2020 Actual Expenditure	2021 Adopted Budget	2021 Amended Budget	2021 FY-T-D Expenditure	2021 Expenditure Percent	Object	Description	2022 Base Budget	2022 Requested Budget	2022 Adopted Budget
						51	Personnel & Benefits			
0	0	0	0	0	****		Subtotals:	0	0	0
						59	Other Financing Uses			
0	0	100,000	99,778	0	0 %	5930000	Bdgeted Rsvrs	100,000	100,000	100,000
0	0	100,000	99,778	0	0 %		Subtotals:	100,000	100,000	100,000
0	0	100,000	99,778	0	0 %		Fund Cost Center Totals:	100,000	100,000	100,000

Galveston County, Texas

Department Budget History and Budget (Expenditures) with FY-T-D Actuals

2101 Fund: Cnty Records Mgmt & Preserv
 9210 Department: Interfund Oper Transfers Out
 921010 Division: Transfers & Reserves

Current Fiscal Year is 93.4 % Complete

2019 Actual Expenditure	2020 Actual Expenditure	2021 Adopted Budget	2021 Amended Budget	2021 FY-T-D Expenditure	2021 Expenditure Percent	Object	Description	2022 Base Budget	2022 Requested Budget	2022 Adopted Budget
						56	Other Expenses			
0	0	0	0	0	****		Subtotals:	0	0	0
						59	Other Financing Uses			
0	0	0	0	0	****		Subtotals:	0	0	0
0	0	0	0	0	****		Fund Cost Center Totals:	0	0	0

Galveston County, Texas

Department Budget History and Budget (Expenditures) with FY-T-D Actuals

2101 Fund: Cnty Records Mgmt & Preserv
 9999 Department: Budget Projections
 999998 Division: Budget Projections

Current Fiscal Year is 93.4 % Complete

2019 Actual Expenditure	2020 Actual Expenditure	2021 Adopted Budget	2021 Amended Budget	2021 FY-T-D Expenditure	2021 Expenditure Percent	Object	Description	2022 Base Budget	2022 Requested Budget	2022 Adopted Budget
						51	Personnel & Benefits			
0	0	0	0	0	****		Subtotals:	0	0	0
						54	Other Services and Charges			
0	0	0	0	0	****		Subtotals:	0	0	0
						56	Other Expenses			
0	0	0	0	0	****		Subtotals:	0	0	0
0	0	0	0	0	****		Fund Cost Center Totals:	0	0	0
55,686	55,749	158,781	158,781	53,061	33 %	Cnty Records Mgmt & Preserv Totals:		159,036	159,036	160,961

Galveston County, Texas

Department Budget History and Budget (Expenditures) with FY-T-D Actuals

2102 Fund: Co Clerk Rec Mgt & Pres Fund
1140 Department: County Clerk
114020 Division: Co Clerk Rec Mgmt & Pres. Fnd

Current Fiscal Year is 93.4 % Complete

2019 Actual Expenditure	2020 Actual Expenditure	2021 Adopted Budget	2021 Amended Budget	2021 FY-T-D Expenditure	2021 Expenditure Percent	Object	Description	2022 Base Budget	2022 Requested Budget	2022 Adopted Budget
						51	Personnel & Benefits			
164,533	176,767	175,519	175,519	162,113	92 %	5100000	Salaries	175,519	175,519	177,962
19,983	20,424	22,683	22,683	19,613	86 %	5151000	Cnty Hlth Insur	22,683	22,683	24,480
8,317	8,317	8,117	8,117	6,764	83 %	5151001	Self Insurance	8,117	8,117	4,059
2,409	2,588	2,547	2,547	2,375	93 %	5152102	Medicare FICA	2,547	2,547	2,581
19,530	21,535	21,072	22,020	20,118	91 %	5153000	Pension - TCDRS	21,871	21,871	22,905
14,421	15,323	15,175	15,186	14,015	92 %	5154000	Alternate Plan	15,175	15,175	15,386
592	406	340	340	283	83 %	5155000	UnemplCompens	633	633	250
1,786	1,786	1,786	1,786	1,488	83 %	5156000	Worker's Compens	0	2,208	545
231,572	247,148	247,239	248,198	226,771	91 %	Subtotals:		246,545	248,753	248,168
						53	Supplies			
4,366	11,651	14,000	14,000	9,574	68 %	5310000	Admin Supplies	14,000	14,000	14,000
26,649	14,922	146,500	146,500	4,637	3 %	5310001	ExtraordinarySpl	146,500	18,500	18,500
31,015	26,574	160,500	160,500	14,212	9 %	Subtotals:		160,500	32,500	32,500
						54	Other Services and Charges			
57,446	75,548	106,100	106,100	70,450	66 %	5423000	M&R Equip	106,100	94,300	94,300
66,467	40,052	70,000	70,000	67,274	96 %	5481000	Other ContractSv	70,000	98,000	115,000
10,555	1,027	9,920	9,920	2,081	21 %	5496100	Travel and Confe	9,920	12,400	12,400
1,147	642	800	800	64	8 %	5496301	Business Mileage	800	800	800
135,616	117,269	186,820	186,820	139,870	75 %	Subtotals:		186,820	205,500	222,500
						56	Other Expenses			
0	0	0	0	0	****	Subtotals:		0	0	0
						57	Capital Outlay			
47,432	186,955	365,000	365,000	4,825	1 %	5750000	C.Outlay-Tech	365,000	390,000	390,000

Galveston County, Texas

Department Budget History and Budget (Expenditures) with FY-T-D Actuals

2102 Fund: Co Clerk Rec Mgt & Pres Fund
 1140 Department: County Clerk
 114020 Division: Co Clerk Rec Mgmt & Pres. Fnd

Current Fiscal Year is 93.4 % Complete

2019 Actual Expenditure	2020 Actual Expenditure	2021 Adopted Budget	2021 Amended Budget	2021 FY-T-D Expenditure	2021 Expenditure Percent	Object	Description	2022 Base Budget	2022 Requested Budget	2022 Adopted Budget
47,432	186,955	365,000	365,000	4,825	1 %		Subtotals:	365,000	390,000	390,000
						59	Other Financing Uses			
0	0	0	0	0	****		Subtotals:	0	0	0
445,637	577,947	959,559	960,518	385,678	40 %		Fund Cost Center Totals:	958,865	876,753	893,168

Galveston County, Texas

Department Budget History and Budget (Expenditures) with FY-T-D Actuals

2102 Fund: Co Clerk Rec Mgt & Pres Fund
 9201 Department: Transfers and Reserves
 920180 Division: Fund Balance Reserves

Current Fiscal Year is 93.4 % Complete

2019 Actual Expenditure	2020 Actual Expenditure	2021 Adopted Budget	2021 Amended Budget	2021 FY-T-D Expenditure	2021 Expenditure Percent	Object	Description	2022 Base Budget	2022 Requested Budget	2022 Adopted Budget
						51	Personnel & Benefits			
0	0	0	0	0	****		Subtotals:	0	0	0
						59	Other Financing Uses			
0	0	500,000	499,041	0	0 %	5930000	Bdgeted Rsvrs	500,000	500,000	500,000
0	0	500,000	499,041	0	0 %		Subtotals:	500,000	500,000	500,000
0	0	500,000	499,041	0	0 %		Fund Cost Center Totals:	500,000	500,000	500,000

Galveston County, Texas

Department Budget History and Budget (Expenditures) with FY-T-D Actuals

2102 Fund: Co Clerk Rec Mgt & Pres Fund
 9210 Department: Interfund Oper Transfers Out
 921010 Division: Transfers & Reserves

Current Fiscal Year is 93.4 % Complete

2019 Actual Expenditure	2020 Actual Expenditure	2021 Adopted Budget	2021 Amended Budget	2021 FY-T-D Expenditure	2021 Expenditure Percent	Object	Description	2022 Base Budget	2022 Requested Budget	2022 Adopted Budget
						56	Other Expenses			
0	0	0	0	0	****		Subtotals:	0	0	0
						59	Other Financing Uses			
0	0	0	0	0	****		Subtotals:	0	0	0
0	0	0	0	0	****		Fund Cost Center Totals:	0	0	0

Galveston County, Texas

Department Budget History and Budget (Expenditures) with FY-T-D Actuals

2102 Fund: Co Clerk Rec Mgt & Pres Fund
 9999 Department: Budget Projections
 999998 Division: Budget Projections

Current Fiscal Year is 93.4 % Complete

2019 Actual Expenditure	2020 Actual Expenditure	2021 Adopted Budget	2021 Amended Budget	2021 FY-T-D Expenditure	2021 Expenditure Percent	Object	Description	2022 Base Budget	2022 Requested Budget	2022 Adopted Budget
						51	Personnel & Benefits			
0	0	0	0	0	****		Subtotals:	0	0	0
						54	Other Services and Charges			
0	0	0	0	0	****		Subtotals:	0	0	0
						56	Other Expenses			
0	0	0	0	0	****		Subtotals:	0	0	0
						57	Capital Outlay			
0	0	0	0	0	****		Subtotals:	0	0	0
0	0	0	0	0	****		Fund Cost Center Totals:	0	0	0
445,637	577,947	1,459,559	1,459,559	385,678	26 %	Co Clerk Rec Mgt & Pres Fund Totals:		1,458,865	1,376,753	1,393,168

Galveston County, Texas

Department Budget History and Budget (Expenditures) with FY-T-D Actuals

2103 Fund: Election Srvs Contract Fund
1140 Department: County Clerk
114031 Division: Election Services

Current Fiscal Year is 93.4 % Complete

2019 Actual Expenditure	2020 Actual Expenditure	2021 Adopted Budget	2021 Amended Budget	2021 FY-T-D Expenditure	2021 Expenditure Percent	Object	Description	2022 Base Budget	2022 Requested Budget	2022 Adopted Budget
						51	Personnel & Benefits			
87,436	0	75,000	75,000	73,051	97 %	5120001	Seasonal Help	75,000	75,000	75,000
1,033	0	10,000	10,000	2,976	30 %	5130000	Overtime	10,000	10,000	10,000
64	0	1,233	1,233	940	76 %	5152102	Medicare FICA	1,233	1,233	1,233
122	0	1,201	1,255	129	10 %	5153000	Pension - TCDRS	1,246	1,246	1,287
90	0	865	865	91	11 %	5154000	Alternate Plan	865	865	865
50	0	1,028	1,028	228	22 %	5154111	Alt Pln-Nonp Emp	1,028	1,028	1,028
306	196	165	165	137	83 %	5155000	UnemplCompens	306	306	119
89,102	196	89,492	89,546	77,554	87 %	Subtotals:		89,678	89,678	89,532
						53	Supplies			
5,534	0	30,000	30,000	0	0 %	5310000	Admin Supplies	30,000	30,000	30,000
491	399	500	500	0	0 %	5312101	Uniforms	500	500	500
6,026	399	30,500	30,500	0	0 %	Subtotals:		30,500	30,500	30,500
						54	Other Services and Charges			
0	0	18,000	18,000	0	0 %	5449202	Voter Expenditur	18,000	18,000	18,000
0	49,727	50,000	50,000	32,580	65 %	5481000	Other ContractSv	50,000	100,000	100,000
244	0	160	160	0	0 %	5493100	Marketing and Ad	160	160	160
244	49,727	68,160	68,160	32,580	48 %	Subtotals:		68,160	118,160	118,160
						57	Capital Outlay			
3,114,181	1,670,956	0	0	0	****	5745100	Voting Equipment	0	0	0
3,114,181	1,670,956	0	0	0	****	Subtotals:		0	0	0
						59	Other Financing Uses			
0	0	0	0	0	****	Subtotals:		0	0	0

Galveston County, Texas

Department Budget History and Budget (Expenditures) with FY-T-D Actuals

2103 Fund: Election Srvs Contract Fund
 1140 Department: County Clerk
 114031 Division: Election Services

Current Fiscal Year is 93.4 % Complete

2019 Actual Expenditure	2020 Actual Expenditure	2021 Adopted Budget	2021 Amended Budget	2021 FY-T-D Expenditure	2021 Expenditure Percent	Object	Description	2022 Base Budget	2022 Requested Budget	2022 Adopted Budget
3,209,554	1,721,280	188,152	188,206	110,134	59 %		Fund Cost Center Totals:	188,338	238,338	238,192

Galveston County, Texas

Department Budget History and Budget (Expenditures) with FY-T-D Actuals

2103 Fund: Election Srvs Contract Fund
 1140 Department: County Clerk
 114032 Division: Elect P/T Staff Augmentation

Current Fiscal Year is 93.4 % Complete

2019 Actual Expenditure	2020 Actual Expenditure	2021 Adopted Budget	2021 Amended Budget	2021 FY-T-D Expenditure	2021 Expenditure Percent	Object	Description	2022 Base Budget	2022 Requested Budget	2022 Adopted Budget
						51	Personnel & Benefits			
18,036	0	45,000	45,000	23,873	53 %	5120001	Seasonal Help	45,000	45,000	45,000
271	0	653	653	375	58 %	5152102	Medicare FICA	653	653	653
256	0	617	617	349	57 %	5154111	Alt Pln-Nonp Emp	617	617	617
162	104	87	87	72	83 %	5155000	UnemplCompens	162	162	63
18,727	104	46,357	46,357	24,670	53 %		Subtotals:	46,432	46,432	46,333
						53	Supplies			
0	0	0	0	0	****		Subtotals:	0	0	0
18,727	104	46,357	46,357	24,670	53 %		Fund Cost Center Totals:	46,432	46,432	46,333

Galveston County, Texas

Department Budget History and Budget (Expenditures) with FY-T-D Actuals

2103 Fund: Election Srvs Contract Fund
 9201 Department: Transfers and Reserves
 920180 Division: Fund Balance Reserves

Current Fiscal Year is 93.4 % Complete

2019 Actual Expenditure	2020 Actual Expenditure	2021 Adopted Budget	2021 Amended Budget	2021 FY-T-D Expenditure	2021 Expenditure Percent	Object	Description	2022 Base Budget	2022 Requested Budget	2022 Adopted Budget
						59	Other Financing Uses			
0	0	0	0	0	****		Subtotals:	0	0	0
0	0	0	0	0	****		Fund Cost Center Totals:	0	0	0
3,228,281	1,721,384	234,509	234,563	134,805	57 %		Election Srvs Contract Fund Totals:	234,770	284,770	284,525

Galveston County, Texas

Department Budget History and Budget (Expenditures) with FY-T-D Actuals

2105 Fund: Dist Clrk Chld Support IV-D
 1261 Department: District Clerk
 126110 Division: D.C. Child Support IV-D

Current Fiscal Year is 93.4 % Complete

2019 Actual Expenditure	2020 Actual Expenditure	2021 Adopted Budget	2021 Amended Budget	2021 FY-T-D Expenditure	2021 Expenditure Percent	Object	Description	2022 Base Budget	2022 Requested Budget	2022 Adopted Budget
						51	Personnel & Benefits			
0	0	31,321	31,321	0	0 %	5100000	Salaries	31,321	31,321	31,321
0	0	7,561	7,561	0	0 %	5151000	Cnty Hlth Insur	0	7,561	8,160
0	0	455	455	0	0 %	5152102	Medicare FICA	455	455	455
0	0	3,761	3,930	0	0 %	5153000	Pension - TCDRS	3,903	3,903	4,032
0	0	2,708	2,708	0	0 %	5154000	Alternate Plan	2,708	2,708	2,708
0	0	61	61	0	0 %	5155000	UnemplCompens	113	113	44
0	0	45,867	46,036	0	0 %		Subtotals:	38,500	46,061	46,720
0	0	45,867	46,036	0	0 %		Fund Cost Center Totals:	38,500	46,061	46,720

Galveston County, Texas

Department Budget History and Budget (Expenditures) with FY-T-D Actuals

2105 Fund: Dist Clrk Chld Support IV-D
 9201 Department: Transfers and Reserves
 920180 Division: Fund Balance Reserves

Current Fiscal Year is 93.4 % Complete

2019 Actual Expenditure	2020 Actual Expenditure	2021 Adopted Budget	2021 Amended Budget	2021 FY-T-D Expenditure	2021 Expenditure Percent	Object	Description	2022 Base Budget	2022 Requested Budget	2022 Adopted Budget
						59	Other Financing Uses			
0	0	0	0	0	****		Subtotals:	0	0	0
0	0	0	0	0	****		Fund Cost Center Totals:	0	0	0

Galveston County, Texas

Department Budget History and Budget (Expenditures) with FY-T-D Actuals

2105 Fund: Dist Clrk Chld Support IV-D
 9999 Department: Budget Projections
 999998 Division: Budget Projections

Current Fiscal Year is 93.4 % Complete

2019 Actual Expenditure	2020 Actual Expenditure	2021 Adopted Budget	2021 Amended Budget	2021 FY-T-D Expenditure	2021 Expenditure Percent	Object	Description	2022 Base Budget	2022 Requested Budget	2022 Adopted Budget
						51	Personnel & Benefits			
0	0	0	0	0	****		Subtotals:	0	0	0
0	0	0	0	0	****		Fund Cost Center Totals:	0	0	0
0	0	45,867	46,036	0	0 %	Dist Clrk Chld Support IV-D Totals:		38,500	46,061	46,720

Galveston County, Texas

Department Budget History and Budget (Expenditures) with FY-T-D Actuals

2106 Fund: Distr Clerk Records Mgmt Fund
 1261 Department: District Clerk
 126111 Division: District Clerk Records Mgmt

Current Fiscal Year is 93.4 % Complete

2019 Actual Expenditure	2020 Actual Expenditure	2021 Adopted Budget	2021 Amended Budget	2021 FY-T-D Expenditure	2021 Expenditure Percent	Object	Description	2022 Base Budget	2022 Requested Budget	2022 Adopted Budget
						51	Personnel & Benefits			
0	0	0	0	0	****		Subtotals:	0	0	0
						54	Other Services and Charges			
53,664	85,967	7,000	7,000	0	0 %	5481000	Other ContractSv	7,000	7,000	7,000
53,664	85,967	7,000	7,000	0	0 %		Subtotals:	7,000	7,000	7,000
						56	Other Expenses			
0	0	0	0	0	****		Subtotals:	0	0	0
						57	Capital Outlay			
0	0	0	0	0	****		Subtotals:	0	0	0
						59	Other Financing Uses			
0	0	0	0	0	****		Subtotals:	0	0	0
53,664	85,967	7,000	7,000	0	0 %		Fund Cost Center Totals:	7,000	7,000	7,000

Galveston County, Texas

Department Budget History and Budget (Expenditures) with FY-T-D Actuals

2106 Fund: Distr Clerk Records Mgmt Fund
 9201 Department: Transfers and Reserves
 920180 Division: Fund Balance Reserves

Current Fiscal Year is 93.4 % Complete

2019 Actual Expenditure	2020 Actual Expenditure	2021 Adopted Budget	2021 Amended Budget	2021 FY-T-D Expenditure	2021 Expenditure Percent	Object	Description	2022 Base Budget	2022 Requested Budget	2022 Adopted Budget
						59	Other Financing Uses			
0	0	100,000	100,000	0	0 %	5930000	Bdgeted Rsvrs	100,000	100,000	100,000
0	0	100,000	100,000	0	0 %		Subtotals:	100,000	100,000	100,000
0	0	100,000	100,000	0	0 %		Fund Cost Center Totals:	100,000	100,000	100,000

Galveston County, Texas

Department Budget History and Budget (Expenditures) with FY-T-D Actuals

2106 Fund: Distr Clerk Records Mgmt Fund
 9210 Department: Interfund Oper Transfers Out
 921010 Division: Transfers & Reserves

Current Fiscal Year is 93.4 % Complete

2019 Actual Expenditure	2020 Actual Expenditure	2021 Adopted Budget	2021 Amended Budget	2021 FY-T-D Expenditure	2021 Expenditure Percent	Object	Description	2022 Base Budget	2022 Requested Budget	2022 Adopted Budget
						59	Other Financing Uses			
0	0	0	0	0	****		Subtotals:	0	0	0
0	0	0	0	0	****		Fund Cost Center Totals:	0	0	0
53,664	85,967	107,000	107,000	0	0 %		Distr Clerk Records Mgmt Fund	107,000	107,000	107,000

Galveston County, Texas

Department Budget History and Budget (Expenditures) with FY-T-D Actuals

2107 Fund: Election Code Chapter 19 Fund
 1515 Department: County Tax Assessor Collector
 151552 Division: Tax Assessor/Coll Chapter 19

Current Fiscal Year is 93.4 % Complete

2019 Actual Expenditure	2020 Actual Expenditure	2021 Adopted Budget	2021 Amended Budget	2021 FY-T-D Expenditure	2021 Expenditure Percent	Object	Description	2022 Base Budget	2022 Requested Budget	2022 Adopted Budget
						51	Personnel & Benefits			
13,291	39,351	0	42,664	19,712	46 %	5120001	Seasonal Help	0	0	0
0	0	0	1,500	0	0 %	5130000	Overtime	0	0	0
0	0	0	6,533	6,016	92 %	5151000	Cnty Hlth Insur	0	0	0
192	570	0	1,681	659	39 %	5152102	Medicare FICA	0	0	0
0	0	0	4,564	3,245	71 %	5153000	Pension - TCERS	0	0	0
0	0	0	4,500	2,261	50 %	5154000	Alternate Plan	0	0	0
182	539	0	1,040	263	25 %	5154111	Alt Pln-Nonp Emp	0	0	0
563	400	0	157	130	83 %	5155000	UnemplCompens	0	0	0
14,229	40,861	0	62,639	32,289	52 %	Subtotals:		0	0	0
						53	Supplies			
2,119	5,340	0	0	0	****	5310000	Admin Supplies	0	0	0
2,608	29,147	0	2,000	589	29 %	5310001	ExtraordinarySpl	2,000	0	0
4,727	34,487	0	2,000	589	29 %	Subtotals:		2,000	0	0
						54	Other Services and Charges			
0	1,800	0	1,800	1,800	100 %	5419301	Software Licensi	1,800	0	0
2,250	925	0	1,600	0	0 %	5423000	M&R Equip	1,600	0	0
2,473	0	0	4,800	2,564	53 %	5496100	Travel and Confe	4,800	0	0
0	0	0	700	0	0 %	5496301	Business Mileage	700	0	0
4,723	2,725	0	8,900	4,364	49 %	Subtotals:		8,900	0	0
23,680	78,074	0	73,539	37,244	51 %	Fund Cost Center Totals:		10,900	0	0
23,680	78,074	0	73,539	37,244	51	Election Code Chapter 19 Fund Totals:		10,900	0	0

Galveston County, Texas

Department Budget History and Budget (Expenditures) with FY-T-D Actuals

2111 Fund: Tx Assess/Coll Sp Inv Tx Fund
 1515 Department: County Tax Assessor Collector
 151551 Division: Tax Assessor/Collector VIT

Current Fiscal Year is 93.4 % Complete

2019 Actual Expenditure	2020 Actual Expenditure	2021 Adopted Budget	2021 Amended Budget	2021 FY-T-D Expenditure	2021 Expenditure Percent	Object	Description	2022 Base Budget	2022 Requested Budget	2022 Adopted Budget
						51	Personnel & Benefits			
13,043	0	0	7,700	0	0 %	5100000	Salaries	0	0	0
189	0	0	0	0	****	5152102	Medicare FICA	0	0	0
1,548	0	0	0	0	****	5153000	Pension - TCDRS	0	0	0
1,143	0	0	0	0	****	5154000	Alternate Plan	0	0	0
15,923	0	0	7,700	0	0 %	Subtotals:		0	0	0
						53	Supplies			
0	0	0	4,000	0	0 %	5310000	Admin Supplies	4,000	0	0
12,717	0	0	2,500	0	0 %	5310001	ExtraordinarySpl	2,500	0	0
0	234	0	0	0	****	5317000	BooksPriodcls	0	0	0
12,717	234	0	6,500	0	0 %	Subtotals:		6,500	0	0
						54	Other Services and Charges			
3,016	2,950	0	3,600	2,450	68 %	5492100	Mobile Phone Exp	3,600	0	0
4,937	4,225	0	13,000	4,100	32 %	5496100	Travel and Confe	13,000	0	0
700	301	0	2,000	426	21 %	5496301	Business Mileage	2,000	0	0
285	-475	0	200	200	100 %	5498000	Memb&Dues	200	0	0
8,940	7,003	0	18,800	7,177	38 %	Subtotals:		18,800	0	0
						56	Other Expenses			
0	0	0	0	0	****	Subtotals:		0	0	0
						59	Other Financing Uses			
0	0	0	0	0	****	Subtotals:		0	0	0
37,580	7,237	0	33,000	7,177	22 %	Fund Cost Center Totals:		25,300	0	0

Galveston County, Texas

Department Budget History and Budget (Expenditures) with FY-T-D Actuals

2111 Fund: Tx Assess/Coll Sp Inv Tx Fund
 1515 Department: County Tax Assessor Collector
 151551 Division: Tax Assessor/Collector VIT

Current Fiscal Year is 93.4 % Complete

2019 Actual Expenditure	2020 Actual Expenditure	2021 Adopted Budget	2021 Amended Budget	2021 FY-T-D Expenditure	2021 Expenditure Percent	Object	Description	2022 Base Budget	2022 Requested Budget	2022 Adopted Budget
37,580	7,237	0	33,000	7,177	22 %		Tx Assess/Coll Sp Inv Tx Fund Totals:	25,300	0	0

Galveston County, Texas

Department Budget History and Budget (Expenditures) with FY-T-D Actuals

2121 Fund: Donations To Galveston County
 2111 Department: Sheriff's Dept
 211171 Division: Communications-Sheriff

Current Fiscal Year is 93.4 % Complete

2019 Actual Expenditure	2020 Actual Expenditure	2021 Adopted Budget	2021 Amended Budget	2021 FY-T-D Expenditure	2021 Expenditure Percent	Object	Description	2022 Base Budget	2022 Requested Budget	2022 Adopted Budget
						53	Supplies			
0	0	0	0	0	****		Subtotals:	0	0	0
0	0	0	0	0	****		Fund Cost Center Totals:	0	0	0

Galveston County, Texas

Department Budget History and Budget (Expenditures) with FY-T-D Actuals

2121 Fund: Donations To Galveston County
 4431 Department: Social Services
 443141 Division: Social Services Donations

Current Fiscal Year is 93.4 % Complete

2019 Actual Expenditure	2020 Actual Expenditure	2021 Adopted Budget	2021 Amended Budget	2021 FY-T-D Expenditure	2021 Expenditure Percent	Object	Description	2022 Base Budget	2022 Requested Budget	2022 Adopted Budget
						54	Other Services and Charges			
6,851	5,534	20,000	20,000	4,565	23 %	5421304	Summer Relief	20,000	20,000	15,000
6,851	5,534	20,000	20,000	4,565	23 %		Subtotals:	20,000	20,000	15,000
						56	Other Expenses			
0	0	0	0	0	****		Subtotals:	0	0	0
6,851	5,534	20,000	20,000	4,565	23 %		Fund Cost Center Totals:	20,000	20,000	15,000

Galveston County, Texas

Department Budget History and Budget (Expenditures) with FY-T-D Actuals

2121 Fund: Donations To Galveston County
 4511 Department: Senior Citizens
 451116 Division: Donations - Seniors

Current Fiscal Year is 93.4 % Complete

2019 Actual Expenditure	2020 Actual Expenditure	2021 Adopted Budget	2021 Amended Budget	2021 FY-T-D Expenditure	2021 Expenditure Percent	Object	Description	2022 Base Budget	2022 Requested Budget	2022 Adopted Budget
						53	Supplies			
0	0	0	0	0	****		Subtotals:	0	0	0
						54	Other Services and Charges			
0	0	0	0	0	****		Subtotals:	0	0	0
0	0	0	0	0	****		Fund Cost Center Totals:	0	0	0

Galveston County, Texas

Department Budget History and Budget (Expenditures) with FY-T-D Actuals

2121 Fund: Donations To Galveston County
 9201 Department: Transfers and Reserves
 920180 Division: Fund Balance Reserves

Current Fiscal Year is 93.4 % Complete

2019 Actual Expenditure	2020 Actual Expenditure	2021 Adopted Budget	2021 Amended Budget	2021 FY-T-D Expenditure	2021 Expenditure Percent	Object	Description	2022 Base Budget	2022 Requested Budget	2022 Adopted Budget
						59	Other Financing Uses			
0	0	0	0	0	****		Subtotals:	0	0	0
0	0	0	0	0	****		Fund Cost Center Totals:	0	0	0
6,851	5,534	20,000	20,000	4,565	23		Donations To Galveston County Totals:	20,000	20,000	15,000

Galveston County, Texas

Department Budget History and Budget (Expenditures) with FY-T-D Actuals

2131 Fund: DA Forfeitures After 10/89
 1271 Department: District Attorney
 127100 Division: District Attorney

Current Fiscal Year is 93.4 % Complete

2019 Actual Expenditure	2020 Actual Expenditure	2021 Adopted Budget	2021 Amended Budget	2021 FY-T-D Expenditure	2021 Expenditure Percent	Object	Description	2022 Base Budget	2022 Requested Budget	2022 Adopted Budget
						53	Supplies			
0	0	0	14,500	1,008	7 %	5310000	Admin Supplies	14,500	0	0
0	0	0	14,500	1,008	7 %		Subtotals:	14,500	0	0
						54	Other Services and Charges			
0	150	0	3,000	0	0 %	5433110	Confidential Ope	3,000	0	0
0	0	0	26,000	0	0 %	5481000	Other ContractSv	26,000	0	0
6,825	2,184	0	2,329	0	0 %	5490100	Social Services	2,329	0	0
48,074	27,959	0	56,871	21,668	38 %	5495095	Training & Suppl	56,871	0	0
0	0	0	1,300	0	0 %	5496303	Towing Charges	1,300	0	0
12,195	13,168	0	24,000	14,984	62 %	5498000	Memb&Dues	24,000	0	0
0	0	0	2,000	0	0 %	5499231	In-House Meeting	2,000	0	0
67,095	43,461	0	115,500	36,652	32 %		Subtotals:	115,500	0	0
67,095	43,461	0	130,000	37,660	29 %		Fund Cost Center Totals:	130,000	0	0

Galveston County, Texas

Department Budget History and Budget (Expenditures) with FY-T-D Actuals

2131 Fund: DA Forfeitures After 10/89
 1271 Department: District Attorney
 127132 Division: DA Seized Funds Afte Aft 10/89

Current Fiscal Year is 93.4 % Complete

2019 Actual Expenditure	2020 Actual Expenditure	2021 Adopted Budget	2021 Amended Budget	2021 FY-T-D Expenditure	2021 Expenditure Percent	Object	Description	2022 Base Budget	2022 Requested Budget	2022 Adopted Budget
						53	Supplies			
0	0	0	0	0	****		Subtotals:	0	0	0
						54	Other Services and Charges			
0	0	0	0	0	****		Subtotals:	0	0	0
0	0	0	0	0	****		Fund Cost Center Totals:	0	0	0
67,095	43,461	0	130,000	37,660	29 %		DA Forfeitures After 10/89 Totals:	130,000	0	0

Galveston County, Texas

Department Budget History and Budget (Expenditures) with FY-T-D Actuals

2132 Fund: DA Check Collection Fees
 1271 Department: District Attorney
 127100 Division: District Attorney

Current Fiscal Year is 93.4 % Complete

2019 Actual Expenditure	2020 Actual Expenditure	2021 Adopted Budget	2021 Amended Budget	2021 FY-T-D Expenditure	2021 Expenditure Percent	Object	Description	2022 Base Budget	2022 Requested Budget	2022 Adopted Budget
						54	Other Services and Charges			
6,078	0	0	0	0	****	5495095	Training & Suppl	0	0	0
6,078	0	0	0	0	****		Subtotals:	0	0	0
6,078	0	0	0	0	****		Fund Cost Center Totals:	0	0	0

Galveston County, Texas

Department Budget History and Budget (Expenditures) with FY-T-D Actuals

2132 Fund: DA Check Collection Fees
 1271 Department: District Attorney
 127120 Division: Check Collecting & Processing

Current Fiscal Year is 93.4 % Complete

2019 Actual Expenditure	2020 Actual Expenditure	2021 Adopted Budget	2021 Amended Budget	2021 FY-T-D Expenditure	2021 Expenditure Percent	Object	Description	2022 Base Budget	2022 Requested Budget	2022 Adopted Budget
						51	Personnel & Benefits			
0	0	0	0	0	****		Subtotals:	0	0	0
						53	Supplies			
0	0	0	0	0	****		Subtotals:	0	0	0
						54	Other Services and Charges			
0	0	0	0	0	****		Subtotals:	0	0	0
						57	Capital Outlay			
0	0	0	0	0	****		Subtotals:	0	0	0
0	0	0	0	0	****		Fund Cost Center Totals:	0	0	0
6,078	0	0	0	0	****		DA Check Collection Fees Totals:	0	0	0

Galveston County, Texas

Department Budget History and Budget (Expenditures) with FY-T-D Actuals

2205 Fund: Courthouse Security Fund
 2951 Department: Courthouse Security
 295100 Division: Courthouse Security

Current Fiscal Year is 93.4 % Complete

2019 Actual Expenditure	2020 Actual Expenditure	2021 Adopted Budget	2021 Amended Budget	2021 FY-T-D Expenditure	2021 Expenditure Percent	Object	Description	2022 Base Budget	2022 Requested Budget	2022 Adopted Budget
						51	Personnel & Benefits			
171,650	171,650	177,177	177,177	163,971	93 %	5100000	Salaries	177,177	177,177	184,055
3,600	4,200	4,200	4,200	3,900	93 %	5111004	Certificatn Pay	4,200	4,200	4,200
17,817	0	16,000	16,000	0	0 %	5112001	Vac/SickLvPyOut	16,000	16,000	16,000
2,487	4,680	4,632	4,632	4,600	99 %	5115000	Longevity	2,132	5,354	7,292
1,184	1,811	1,000	1,000	1,753	175 %	5116010	Sft Diff	1,000	2,000	2,000
6,837	12,900	5,000	16,358	15,291	93 %	5130000	Overtime	5,000	5,000	5,000
19,632	20,366	22,683	22,683	19,613	86 %	5151000	Cnty Hlth Insur	22,683	22,683	24,480
2,985	2,852	2,989	3,154	2,774	88 %	5152102	Medicare FICA	2,952	3,013	3,140
24,185	23,776	24,720	27,196	23,546	87 %	5153000	Pension - TCDRS	25,343	25,870	27,857
17,859	16,919	17,802	18,784	16,402	87 %	5154000	Alternate Plan	17,585	17,950	18,713
691	466	399	421	332	79 %	5155000	UnemplCompens	735	751	307
268,931	259,624	276,602	291,605	252,184	86 %		Subtotals:	274,807	279,998	293,044
						53	Supplies			
0	0	0	0	0	****		Subtotals:	0	0	0
						54	Other Services and Charges			
0	0	0	0	0	****		Subtotals:	0	0	0
						56	Other Expenses			
0	0	0	0	0	****		Subtotals:	0	0	0
						59	Other Financing Uses			
0	0	0	0	0	****		Subtotals:	0	0	0
268,931	259,624	276,602	291,605	252,184	86 %		Fund Cost Center Totals:	274,807	279,998	293,044

Galveston County, Texas

Department Budget History and Budget (Expenditures) with FY-T-D Actuals

2205 Fund: Courthouse Security Fund
 9201 Department: Transfers and Reserves
 920180 Division: Fund Balance Reserves

Current Fiscal Year is 93.4 % Complete

2019 Actual Expenditure	2020 Actual Expenditure	2021 Adopted Budget	2021 Amended Budget	2021 FY-T-D Expenditure	2021 Expenditure Percent	Object	Description	2022 Base Budget	2022 Requested Budget	2022 Adopted Budget
						51	Personnel & Benefits			
0	0	0	0	0	****		Subtotals:	0	0	0
						59	Other Financing Uses			
0	0	50,000	34,997	0	0 %	5930000	Bdgeted Rsvrs	50,000	50,000	50,000
0	0	50,000	34,997	0	0 %		Subtotals:	50,000	50,000	50,000
0	0	50,000	34,997	0	0 %		Fund Cost Center Totals:	50,000	50,000	50,000

Galveston County, Texas

Department Budget History and Budget (Expenditures) with FY-T-D Actuals

2205 Fund: Courthouse Security Fund
 9210 Department: Interfund Oper Transfers Out
 921010 Division: Transfers & Reserves

Current Fiscal Year is 93.4 % Complete

2019 Actual Expenditure	2020 Actual Expenditure	2021 Adopted Budget	2021 Amended Budget	2021 FY-T-D Expenditure	2021 Expenditure Percent	Object	Description	2022 Base Budget	2022 Requested Budget	2022 Adopted Budget
						56	Other Expenses			
0	0	0	0	0	****		Subtotals:	0	0	0
						59	Other Financing Uses			
0	0	0	0	0	****		Subtotals:	0	0	0
0	0	0	0	0	****		Fund Cost Center Totals:	0	0	0

Galveston County, Texas

Department Budget History and Budget (Expenditures) with FY-T-D Actuals

2205 Fund: Courthouse Security Fund
 9999 Department: Budget Projections
 999998 Division: Budget Projections

Current Fiscal Year is 93.4 % Complete

2019 Actual Expenditure	2020 Actual Expenditure	2021 Adopted Budget	2021 Amended Budget	2021 FY-T-D Expenditure	2021 Expenditure Percent	Object	Description	2022 Base Budget	2022 Requested Budget	2022 Adopted Budget
						51	Personnel & Benefits			
0	0	0	0	0	****		Subtotals:	0	0	0
						53	Supplies			
0	0	0	0	0	****		Subtotals:	0	0	0
						56	Other Expenses			
0	0	0	0	0	****		Subtotals:	0	0	0
0	0	0	0	0	****		Fund Cost Center Totals:	0	0	0
268,931	259,624	326,602	326,602	252,184	77 %	Courthouse Security Fund Totals:		324,807	329,998	343,044

Galveston County, Texas

Department Budget History and Budget (Expenditures) with FY-T-D Actuals

2211 Fund: Law Library
 1291 Department: Law Library
 129100 Division: Law Library

Current Fiscal Year is 93.4 % Complete

2019 Actual Expenditure	2020 Actual Expenditure	2021 Adopted Budget	2021 Amended Budget	2021 FY-T-D Expenditure	2021 Expenditure Percent	Object	Description	2022 Base Budget	2022 Requested Budget	2022 Adopted Budget
						51	Personnel & Benefits			
0	0	0	0	0	****		Subtotals:	0	0	0
						53	Supplies			
7	719	1,000	1,000	351	35 %	5310000	Admin Supplies	1,000	2,000	2,000
190,589	205,812	185,000	185,000	157,763	85 %	5317000	BooksPriodcls	185,000	210,530	210,530
190,596	206,532	186,000	186,000	158,115	85 %		Subtotals:	186,000	212,530	212,530
						54	Other Services and Charges			
0	0	2,000	2,000	0	0 %	5481000	Other ContractSv	2,000	2,000	2,000
0	0	2,000	2,000	0	0 %		Subtotals:	2,000	2,000	2,000
						56	Other Expenses			
0	0	0	0	0	****		Subtotals:	0	0	0
						57	Capital Outlay			
0	0	0	0	0	****		Subtotals:	0	0	0
						59	Other Financing Uses			
0	0	0	0	0	****		Subtotals:	0	0	0
190,596	206,532	188,000	188,000	158,115	84 %		Fund Cost Center Totals:	188,000	214,530	214,530

Galveston County, Texas

Department Budget History and Budget (Expenditures) with FY-T-D Actuals

2211 Fund: Law Library
 9201 Department: Transfers and Reserves
 920180 Division: Fund Balance Reserves

Current Fiscal Year is 93.4 % Complete

2019 Actual Expenditure	2020 Actual Expenditure	2021 Adopted Budget	2021 Amended Budget	2021 FY-T-D Expenditure	2021 Expenditure Percent	Object	Description	2022 Base Budget	2022 Requested Budget	2022 Adopted Budget
						51	Personnel & Benefits			
0	0	0	0	0	****		Subtotals:	0	0	0
						59	Other Financing Uses			
0	0	100,000	100,000	0	0 %	5930000	Bdgeted Rsvrs	100,000	100,000	100,000
0	0	100,000	100,000	0	0 %		Subtotals:	100,000	100,000	100,000
0	0	100,000	100,000	0	0 %		Fund Cost Center Totals:	100,000	100,000	100,000

Galveston County, Texas

Department Budget History and Budget (Expenditures) with FY-T-D Actuals

2211 Fund: Law Library
 9210 Department: Interfund Oper Transfers Out
 921010 Division: Transfers & Reserves

Current Fiscal Year is 93.4 % Complete

2019 Actual Expenditure	2020 Actual Expenditure	2021 Adopted Budget	2021 Amended Budget	2021 FY-T-D Expenditure	2021 Expenditure Percent	Object	Description	2022 Base Budget	2022 Requested Budget	2022 Adopted Budget
						56	Other Expenses			
0	0	0	0	0	****		Subtotals:	0	0	0
						59	Other Financing Uses			
0	0	0	0	0	****		Subtotals:	0	0	0
0	0	0	0	0	****		Fund Cost Center Totals:	0	0	0

Galveston County, Texas

Department Budget History and Budget (Expenditures) with FY-T-D Actuals

2211 Fund: Law Library
 9999 Department: Budget Projections
 999998 Division: Budget Projections

Current Fiscal Year is 93.4 % Complete

2019 Actual Expenditure	2020 Actual Expenditure	2021 Adopted Budget	2021 Amended Budget	2021 FY-T-D Expenditure	2021 Expenditure Percent	Object	Description	2022 Base Budget	2022 Requested Budget	2022 Adopted Budget
						51	Personnel & Benefits			
0	0	0	0	0	****		Subtotals:	0	0	0
						53	Supplies			
0	0	0	0	0	****		Subtotals:	0	0	0
						54	Other Services and Charges			
0	0	0	0	0	****		Subtotals:	0	0	0
						56	Other Expenses			
0	0	0	0	0	****		Subtotals:	0	0	0
0	0	0	0	0	****		Fund Cost Center Totals:	0	0	0
190,596	206,532	288,000	288,000	158,115	55 %		Law Library Totals:	288,000	314,530	314,530

Galveston County, Texas

Department Budget History and Budget (Expenditures) with FY-T-D Actuals

2212 Fund: Alternative Dispute Resolution
 1253 Department: Alternative Dispute Resolution
 125300 Division: Alternative Dispute Resolution

Current Fiscal Year is 93.4 % Complete

2019 Actual Expenditure	2020 Actual Expenditure	2021 Adopted Budget	2021 Amended Budget	2021 FY-T-D Expenditure	2021 Expenditure Percent	Object	Description	2022 Base Budget	2022 Requested Budget	2022 Adopted Budget
						54	Other Services and Charges			
159,608	149,397	150,000	300,000	248,925	83 %	5432011	Mediation Srv	150,000	150,000	150,000
159,608	149,397	150,000	300,000	248,925	83 %		Subtotals:	150,000	150,000	150,000
						56	Other Expenses			
0	0	0	0	0	****		Subtotals:	0	0	0
						59	Other Financing Uses			
0	0	0	0	0	****		Subtotals:	0	0	0
159,608	149,397	150,000	300,000	248,925	83 %		Fund Cost Center Totals:	150,000	150,000	150,000

Galveston County, Texas

Department Budget History and Budget (Expenditures) with FY-T-D Actuals

2212 Fund: Alternative Dispute Resolution
 9201 Department: Transfers and Reserves
 920180 Division: Fund Balance Reserves

Current Fiscal Year is 93.4 % Complete

2019 Actual Expenditure	2020 Actual Expenditure	2021 Adopted Budget	2021 Amended Budget	2021 FY-T-D Expenditure	2021 Expenditure Percent	Object	Description	2022 Base Budget	2022 Requested Budget	2022 Adopted Budget
						56	Other Expenses			
0	0	0	0	0	****		Subtotals:	0	0	0
						59	Other Financing Uses			
0	0	500,000	350,000	0	0 %	5930000	Bdgeted Rsvrs	500,000	500,000	500,000
0	0	500,000	350,000	0	0 %		Subtotals:	500,000	500,000	500,000
0	0	500,000	350,000	0	0 %		Fund Cost Center Totals:	500,000	500,000	500,000

Galveston County, Texas

Department Budget History and Budget (Expenditures) with FY-T-D Actuals

2212 Fund: Alternative Dispute Resolution
 9210 Department: Interfund Oper Transfers Out
 921010 Division: Transfers & Reserves

Current Fiscal Year is 93.4 % Complete

2019 Actual Expenditure	2020 Actual Expenditure	2021 Adopted Budget	2021 Amended Budget	2021 FY-T-D Expenditure	2021 Expenditure Percent	Object	Description	2022 Base Budget	2022 Requested Budget	2022 Adopted Budget
						56	Other Expenses			
0	0	0	0	0	****		Subtotals:	0	0	0
0	0	0	0	0	****		Fund Cost Center Totals:	0	0	0
159,608	149,397	650,000	650,000	248,925	38 %		Alternative Dispute Resolution Totals:	650,000	650,000	650,000

Galveston County, Texas

Department Budget History and Budget (Expenditures) with FY-T-D Actuals

2215 Fund: Justice Court Technology Fund
 1591 Department: Information Technology
 159100 Division: Information Technology

Current Fiscal Year is 93.4 % Complete

2019 Actual Expenditure	2020 Actual Expenditure	2021 Adopted Budget	2021 Amended Budget	2021 FY-T-D Expenditure	2021 Expenditure Percent	Object	Description	2022 Base Budget	2022 Requested Budget	2022 Adopted Budget
						53	Supplies			
0	0	0	0	0	****		Subtotals:	0	0	0
						54	Other Services and Charges			
0	0	0	0	0	****		Subtotals:	0	0	0
						56	Other Expenses			
0	0	0	0	0	****		Subtotals:	0	0	0
0	0	0	0	0	****		Fund Cost Center Totals:	0	0	0

Galveston County, Texas

Department Budget History and Budget (Expenditures) with FY-T-D Actuals

2215 Fund: Justice Court Technology Fund
 9201 Department: Transfers and Reserves
 920180 Division: Fund Balance Reserves

Current Fiscal Year is 93.4 % Complete

2019 Actual Expenditure	2020 Actual Expenditure	2021 Adopted Budget	2021 Amended Budget	2021 FY-T-D Expenditure	2021 Expenditure Percent	Object	Description	2022 Base Budget	2022 Requested Budget	2022 Adopted Budget
						59	Other Financing Uses			
0	0	100,000	100,000	0	0 %	5930000	Bdgeted Rsvrs	100,000	100,000	100,000
0	0	100,000	100,000	0	0 %		Subtotals:	100,000	100,000	100,000
0	0	100,000	100,000	0	0 %		Fund Cost Center Totals:	100,000	100,000	100,000

Galveston County, Texas

Department Budget History and Budget (Expenditures) with FY-T-D Actuals

2215 Fund: Justice Court Technology Fund
 9210 Department: Interfund Oper Transfers Out
 921010 Division: Transfers & Reserves

Current Fiscal Year is 93.4 % Complete

2019 Actual Expenditure	2020 Actual Expenditure	2021 Adopted Budget	2021 Amended Budget	2021 FY-T-D Expenditure	2021 Expenditure Percent	Object	Description	2022 Base Budget	2022 Requested Budget	2022 Adopted Budget
						56	Other Expenses			
0	0	0	0	0	****		Subtotals:	0	0	0
0	0	0	0	0	****		Fund Cost Center Totals:	0	0	0
0	0	100,000	100,000	0	0		Justice Court Technology Fund Totals:	100,000	100,000	100,000

Galveston County, Texas

Department Budget History and Budget (Expenditures) with FY-T-D Actuals

2216 Fund: Probate Court Contributions Fd
 1223 Department: Probate Court
 122320 Division: Probate Court Contributions

Current Fiscal Year is 93.4 % Complete

2019 Actual Expenditure	2020 Actual Expenditure	2021 Adopted Budget	2021 Amended Budget	2021 FY-T-D Expenditure	2021 Expenditure Percent	Object	Description	2022 Base Budget	2022 Requested Budget	2022 Adopted Budget
						51	Personnel & Benefits			
0	0	0	0	0	****		Subtotals:	0	0	0
						53	Supplies			
3,310	2,831	4,500	4,500	1,907	42 %	5310000	Admin Supplies	4,500	4,500	4,500
3,310	2,831	4,500	4,500	1,907	42 %		Subtotals:	4,500	4,500	4,500
						54	Other Services and Charges			
30,368	27,937	37,000	37,000	30,999	84 %	5481000	Other ContractSv	37,000	37,000	37,000
5,574	1,136	7,500	7,500	229	3 %	5496100	Travel and Confe	7,500	4,000	4,000
35,942	29,073	44,500	44,500	31,228	70 %		Subtotals:	44,500	41,000	41,000
						56	Other Expenses			
0	0	0	0	0	****		Subtotals:	0	0	0
						57	Capital Outlay			
0	0	0	0	0	****		Subtotals:	0	0	0
						59	Other Financing Uses			
0	0	0	0	0	****		Subtotals:	0	0	0
39,253	31,905	49,000	49,000	33,136	68 %		Fund Cost Center Totals:	49,000	45,500	45,500

Galveston County, Texas

Department Budget History and Budget (Expenditures) with FY-T-D Actuals

2216 Fund: Probate Court Contributions Fd
 9201 Department: Transfers and Reserves
 920180 Division: Fund Balance Reserves

Current Fiscal Year is 93.4 % Complete

2019 Actual Expenditure	2020 Actual Expenditure	2021 Adopted Budget	2021 Amended Budget	2021 FY-T-D Expenditure	2021 Expenditure Percent	Object	Description	2022 Base Budget	2022 Requested Budget	2022 Adopted Budget
						59	Other Financing Uses			
0	0	200,000	200,000	0	0 %	5930000	Bdgeted Rsvrs	200,000	200,000	200,000
0	0	200,000	200,000	0	0 %		Subtotals:	200,000	200,000	200,000
0	0	200,000	200,000	0	0 %		Fund Cost Center Totals:	200,000	200,000	200,000

Galveston County, Texas

Department Budget History and Budget (Expenditures) with FY-T-D Actuals

2216 Fund: Probate Court Contributions Fd
 9210 Department: Interfund Oper Transfers Out
 921010 Division: Transfers & Reserves

Current Fiscal Year is 93.4 % Complete

2019 Actual Expenditure	2020 Actual Expenditure	2021 Adopted Budget	2021 Amended Budget	2021 FY-T-D Expenditure	2021 Expenditure Percent	Object	Description	2022 Base Budget	2022 Requested Budget	2022 Adopted Budget
						56	Other Expenses			
0	0	0	0	0	****		Subtotals:	0	0	0
						59	Other Financing Uses			
0	0	0	0	0	****		Subtotals:	0	0	0
0	0	0	0	0	****		Fund Cost Center Totals:	0	0	0

Galveston County, Texas

Department Budget History and Budget (Expenditures) with FY-T-D Actuals

2216 Fund: Probate Court Contributions Fd
 9999 Department: Budget Projections
 999998 Division: Budget Projections

Current Fiscal Year is 93.4 % Complete

2019 Actual Expenditure	2020 Actual Expenditure	2021 Adopted Budget	2021 Amended Budget	2021 FY-T-D Expenditure	2021 Expenditure Percent	Object	Description	2022 Base Budget	2022 Requested Budget	2022 Adopted Budget
						54	Other Services and Charges			
0	0	0	0	0	****		Subtotals:	0	0	0
0	0	0	0	0	****		Fund Cost Center Totals:	0	0	0
39,253	31,905	249,000	249,000	33,136	13 %		Probate Court Contributions Fd	249,000	245,500	245,500

Galveston County, Texas

Department Budget History and Budget (Expenditures) with FY-T-D Actuals

2217 Fund: Suppl Crt-Initiatd Guardianshp
 1223 Department: Probate Court
 122321 Division: Probate Court Guardianship Prg

Current Fiscal Year is 93.4 % Complete

2019 Actual Expenditure	2020 Actual Expenditure	2021 Adopted Budget	2021 Amended Budget	2021 FY-T-D Expenditure	2021 Expenditure Percent	Object	Description	2022 Base Budget	2022 Requested Budget	2022 Adopted Budget
						54	Other Services and Charges			
28,873	12,404	30,000	30,000	8,700	29 %	5447096	Guardianship Leg	30,000	30,000	30,000
28,873	12,404	30,000	30,000	8,700	29 %		Subtotals:	30,000	30,000	30,000
28,873	12,404	30,000	30,000	8,700	29 %		Fund Cost Center Totals:	30,000	30,000	30,000
28,873	12,404	30,000	30,000	8,700	29 %		Suppl Crt-Initiatd Guardianshp Totals:	30,000	30,000	30,000

Galveston County, Texas

Department Budget History and Budget (Expenditures) with FY-T-D Actuals

2219 Fund: Court Reporter Services
 1271 Department: District Attorney
 127100 Division: District Attorney

Current Fiscal Year is 93.4 % Complete

2019 Actual Expenditure	2020 Actual Expenditure	2021 Adopted Budget	2021 Amended Budget	2021 FY-T-D Expenditure	2021 Expenditure Percent	Object	Description	2022 Base Budget	2022 Requested Budget	2022 Adopted Budget
						54	Other Services and Charges			
0	0	0	15,000	3,334	22 %	5431122	Crt Rpt Trnsrpt	0	5,000	5,000
0	0	0	15,000	3,334	22 %		Subtotals:	0	5,000	5,000
0	0	0	15,000	3,334	22 %		Fund Cost Center Totals:	0	5,000	5,000

Galveston County, Texas

Department Budget History and Budget (Expenditures) with FY-T-D Actuals

2219 Fund: Court Reporter Services
 1289 Department: Justice Administration
 128900 Division: Court Reporter

Current Fiscal Year is 93.4 % Complete

2019 Actual Expenditure	2020 Actual Expenditure	2021 Adopted Budget	2021 Amended Budget	2021 FY-T-D Expenditure	2021 Expenditure Percent	Object	Description	2022 Base Budget	2022 Requested Budget	2022 Adopted Budget
						54	Other Services and Charges			
8,140	4,194	5,000	7,639	7,639	100 %	5419301	Software Licensi	5,000	11,500	11,500
2,959	0	11,500	8,861	4,990	56 %	5419302	Hardware Mainten	11,500	5,000	5,000
11,099	4,194	16,500	16,500	12,629	77 %		Subtotals:	16,500	16,500	16,500
11,099	4,194	16,500	16,500	12,629	77 %		Fund Cost Center Totals:	16,500	16,500	16,500

Galveston County, Texas

Department Budget History and Budget (Expenditures) with FY-T-D Actuals

2219 Fund: Court Reporter Services
 9201 Department: Transfers and Reserves
 920180 Division: Fund Balance Reserves

Current Fiscal Year is 93.4 % Complete

2019 Actual Expenditure	2020 Actual Expenditure	2021 Adopted Budget	2021 Amended Budget	2021 FY-T-D Expenditure	2021 Expenditure Percent	Object	Description	2022 Base Budget	2022 Requested Budget	2022 Adopted Budget
						59	Other Financing Uses			
0	0	50,000	35,000	0	0 %	5930000	Bdgeted Rsvrs	50,000	50,000	50,000
0	0	50,000	35,000	0	0 %		Subtotals:	50,000	50,000	50,000
0	0	50,000	35,000	0	0 %		Fund Cost Center Totals:	50,000	50,000	50,000
11,099	4,194	66,500	66,500	15,963	24 %		Court Reporter Services Totals:	66,500	71,500	71,500

Galveston County, Texas

Department Budget History and Budget (Expenditures) with FY-T-D Actuals

2220 Fund: Adult Probation Fund
 2551 Department: Adult Probation
 255100 Division: Adult Probation

Current Fiscal Year is 93.4 % Complete

2019 Actual Expenditure	2020 Actual Expenditure	2021 Adopted Budget	2021 Amended Budget	2021 FY-T-D Expenditure	2021 Expenditure Percent	Object	Description	2022 Base Budget	2022 Requested Budget	2022 Adopted Budget
						51	Personnel & Benefits			
135,244	1,516,867	0	0	6,204	****	5100000	Salaries	0	0	0
0	72,569	0	0	0	****	5112001	Vac/SickLvPyOut	0	0	0
3,225	51,900	0	0	0	****	5151000	Cnty Hlth Insur	0	0	0
1,978	23,201	0	0	90	****	5152102	Medicare FICA	0	0	0
16,053	193,214	0	0	773	****	5153000	Pension - TCDRS	0	0	0
11,854	137,582	0	0	536	****	5154000	Alternate Plan	0	0	0
311	3,025	0	0	8	****	5155000	UnemplCompens	0	0	0
168,667	1,998,361	0	0	7,613	****	Subtotals:		0	0	0
						53	Supplies			
21	5,175	0	0	0	****	5310000	Admin Supplies	0	0	0
21	5,175	0	0	0	****	Subtotals:		0	0	0
						54	Other Services and Charges			
0	6,213	0	0	0	****	5411100	Admin Costs	0	0	0
0	8,000	0	0	0	****	5414200	Audit Services	0	0	0
4,378	56,881	0	0	0	****	5419301	Software Licensi	0	0	0
0	7,547	0	0	0	****	5481000	Other ContractSv	0	0	0
101	1,121	0	0	0	****	5491704	Empl Assist Prog	0	0	0
0	8,948	0	0	0	****	5492100	Mobile Phone Exp	0	0	0
999	10,658	0	0	0	****	5496100	Travel and Confe	0	0	0
568	4,301	0	0	0	****	5496301	Business Mileage	0	0	0
6,047	103,671	0	0	0	****	Subtotals:		0	0	0
						55	Inter/Intragvrnmntl Expenditrs			
0	0	0	0	0	****	Subtotals:		0	0	0
						56	Other Expenses			

Galveston County, Texas

Department Budget History and Budget (Expenditures) with FY-T-D Actuals

2220 Fund: Adult Probation Fund
 2551 Department: Adult Probation
 255100 Division: Adult Probation

Current Fiscal Year is 93.4 % Complete

2019 Actual Expenditure	2020 Actual Expenditure	2021 Adopted Budget	2021 Amended Budget	2021 FY-T-D Expenditure	2021 Expenditure Percent	Object	Description	2022 Base Budget	2022 Requested Budget	2022 Adopted Budget
0	0	0	0	0	****		Subtotals:	0	0	0
						57	Capital Outlay			
0	0	0	0	0	****		Subtotals:	0	0	0
						59	Other Financing Uses			
0	16,378	0	0	0	****	5912824	TTo AP CC	0	0	0
0	16,378	0	0	0	****		Subtotals:	0	0	0
174,736	2,123,587	0	0	7,613	****		Fund Cost Center Totals:	0	0	0

Galveston County, Texas

Department Budget History and Budget (Expenditures) with FY-T-D Actuals

2220 Fund: Adult Probation Fund
 2551 Department: Adult Probation
 255101 Division: Adult Probation

Current Fiscal Year is 93.4 % Complete

2019 Actual Expenditure	2020 Actual Expenditure	2021 Adopted Budget	2021 Amended Budget	2021 FY-T-D Expenditure	2021 Expenditure Percent	Object	Description	2022 Base Budget	2022 Requested Budget	2022 Adopted Budget
						51	Personnel & Benefits			
1,668,079	135,946	0	187,056	1,668,056	892 %	5100000	Salaries	0	0	0
25,623	0	0	-32,037	28,025	-87 %	5112001	Vac/SickLvPyOut	0	0	0
35,415	5,070	0	-4,124	28,127	-682 %	5151000	Cnty Hlth Insur	0	0	0
24,695	1,988	0	2,820	24,765	878 %	5152102	Medicare FICA	0	0	0
200,310	16,667	0	30,696	210,473	686 %	5153000	Pension - TCDRS	0	0	0
147,913	11,752	0	14,634	146,626	1002 %	5154000	Alternate Plan	0	0	0
3,879	244	0	-564	2,546	-451 %	5155000	UnemplCompens	0	0	0
2,105,916	171,669	0	198,481	2,108,621	1062 %	Subtotals:		0	0	0
						53	Supplies			
10,739	1,294	0	5,017	12,411	247 %	5310000	Admin Supplies	0	0	0
79,706	0	0	45,890	19,355	42 %	5360000	Equipment/Tools	2,500	0	0
90,446	1,294	0	50,907	31,767	62 %	Subtotals:		2,500	0	0
						54	Other Services and Charges			
6,858	0	0	-169	6,044	-3576 %	5411100	Admin Costs	0	0	0
8,000	0	0	-2,000	8,000	-400 %	5414200	Audit Services	0	0	0
59,159	0	0	-20,964	52,536	-251 %	5419301	Software Licensi	0	0	0
11,084	0	0	-3,500	7,596	-217 %	5481000	Other ContractSv	0	0	0
1,121	0	0	-281	939	-334 %	5491704	Empl Assist Prog	0	0	0
1,748	0	0	4,110	5,266	128 %	5492100	Mobile Phone Exp	7,010	0	0
22,820	0	0	3,500	9,728	278 %	5496100	Travel and Confe	0	0	0
14,687	0	0	-5,000	5,161	-103 %	5496301	Business Mileage	0	0	0
125,479	0	0	-24,304	95,272	-392 %	Subtotals:		7,010	0	0
						56	Other Expenses			
0	0	0	-90,494	0	0 %	5600010	Unalloc Appropr	0	0	0

Galveston County, Texas

Department Budget History and Budget (Expenditures) with FY-T-D Actuals

2220 Fund: Adult Probation Fund
 2551 Department: Adult Probation
 255101 Division: Adult Probation

Current Fiscal Year is 93.4 % Complete

2019 Actual Expenditure	2020 Actual Expenditure	2021 Adopted Budget	2021 Amended Budget	2021 FY-T-D Expenditure	2021 Expenditure Percent	Object	Description	2022 Base Budget	2022 Requested Budget	2022 Adopted Budget
0	0	0	-90,494	0	0 %		Subtotals:	0	0	0
						57	Capital Outlay			
0	0	0	0	0	****		Subtotals:	0	0	0
						59	Other Financing Uses			
0	0	0	58,995	53,036	90 %	5912822	TTo Ptrl Int	54,502	0	0
0	0	0	10,701	0	0 %	5912823	TTo Crm Just	6,326	0	0
0	0	0	40,399	0	0 %	5912824	TTo AP CC	13,201	0	0
52,160	0	0	-16,205	0	0 %	5912827	TTo Trmt Sup	4,859	0	0
0	0	0	14,854	3,633	24 %	5912828	TTo DP-Dom V	11,066	0	0
3,900	0	0	13,675	0	0 %	5912829	TTo DP-Asmt	9,095	0	0
56,060	0	0	122,419	56,670	46 %		Subtotals:	99,049	0	0
2,377,903	172,964	0	257,009	2,292,330	892 %		Fund Cost Center Totals:	108,559	0	0

Galveston County, Texas

Department Budget History and Budget (Expenditures) with FY-T-D Actuals

2220 Fund: Adult Probation Fund
 2551 Department: Adult Probation
 255103 Division: Rider 80 - SUP

Current Fiscal Year is 93.4 % Complete

2019 Actual Expenditure	2020 Actual Expenditure	2021 Adopted Budget	2021 Amended Budget	2021 FY-T-D Expenditure	2021 Expenditure Percent	Object	Description	2022 Base Budget	2022 Requested Budget	2022 Adopted Budget
						51	Personnel & Benefits			
0	0	0	0	0	****		Subtotals:	0	0	0
0	0	0	0	0	****		Fund Cost Center Totals:	0	0	0
2,552,640	2,296,552	0	257,009	2,299,943	895 %		Adult Probation Fund Totals:	108,559	0	0

Galveston County, Texas

Department Budget History and Budget (Expenditures) with FY-T-D Actuals

2221 Fund: Occupational Driver License Pg
 2551 Department: Adult Probation
 255104 Division: Occupational Driver Lic Pgm

Current Fiscal Year is 93.4 % Complete

2019 Actual Expenditure	2020 Actual Expenditure	2021 Adopted Budget	2021 Amended Budget	2021 FY-T-D Expenditure	2021 Expenditure Percent	Object	Description	2022 Base Budget	2022 Requested Budget	2022 Adopted Budget
						51	Personnel & Benefits			
38	50	0	55	43	80 %	5152102	Medicare FICA	0	0	0
253	419	0	425	369	87 %	5153000	Pension - TCDRS	0	0	0
193	298	0	300	257	86 %	5154000	Alternate Plan	0	0	0
6	6	0	15	4	30 %	5155000	UnemplCompens	0	0	0
490	775	0	795	674	85 %		Subtotals:	0	0	0
						53	Supplies			
4,704	2,642	0	5,000	4,128	83 %	5310000	Admin Supplies	5,000	0	0
4,704	2,642	0	5,000	4,128	83 %		Subtotals:	5,000	0	0
						54	Other Services and Charges			
1,060	1,106	0	10,000	4,588	46 %	5499230	Business Meals	10,000	0	0
1,060	1,106	0	10,000	4,588	46 %		Subtotals:	10,000	0	0
6,255	4,524	0	15,795	9,391	59 %		Fund Cost Center Totals:	15,000	0	0
6,255	4,524	0	15,795	9,391	59 %		Occupational Driver License Pg Totals:	15,000	0	0

Galveston County, Texas

Department Budget History and Budget (Expenditures) with FY-T-D Actuals

2240 Fund: Sheriff's Commissary Fund
 2111 Department: Sheriff's Dept
 211186 Division: Commissary Operations

Current Fiscal Year is 93.4 % Complete

2019 Actual Expenditure	2020 Actual Expenditure	2021 Adopted Budget	2021 Amended Budget	2021 FY-T-D Expenditure	2021 Expenditure Percent	Object	Description	2022 Base Budget	2022 Requested Budget	2022 Adopted Budget
						51	Personnel & Benefits			
0	0	0	0	0	****		Subtotals:	0	0	0
						54	Other Services and Charges			
481,699	467,687	0	531,300	335,157	63 %	5417050	Commissary Exp	531,300	0	0
481,699	467,687	0	531,300	335,157	63 %		Subtotals:	531,300	0	0
						59	Other Financing Uses			
0	0	0	0	0	****		Subtotals:	0	0	0
481,699	467,687	0	531,300	335,157	63 %		Fund Cost Center Totals:	531,300	0	0

Galveston County, Texas

Department Budget History and Budget (Expenditures) with FY-T-D Actuals

2240 Fund: Sheriff's Commissary Fund
 9210 Department: Interfund Oper Transfers Out
 921010 Division: Transfers & Reserves

Current Fiscal Year is 93.4 % Complete

2019 Actual Expenditure	2020 Actual Expenditure	2021 Adopted Budget	2021 Amended Budget	2021 FY-T-D Expenditure	2021 Expenditure Percent	Object	Description	2022 Base Budget	2022 Requested Budget	2022 Adopted Budget
						56	Other Expenses			
0	0	0	0	0	****		Subtotals:	0	0	0
						59	Other Financing Uses			
0	0	0	0	0	****		Subtotals:	0	0	0
0	0	0	0	0	****		Fund Cost Center Totals:	0	0	0

Galveston County, Texas

Department Budget History and Budget (Expenditures) with FY-T-D Actuals

2240 Fund: Sheriff's Commissary Fund
 9999 Department: Budget Projections
 999998 Division: Budget Projections

Current Fiscal Year is 93.4 % Complete

2019 Actual Expenditure	2020 Actual Expenditure	2021 Adopted Budget	2021 Amended Budget	2021 FY-T-D Expenditure	2021 Expenditure Percent	Object	Description	2022 Base Budget	2022 Requested Budget	2022 Adopted Budget
						51	Personnel & Benefits			
0	0	0	0	0	****		Subtotals:	0	0	0
0	0	0	0	0	****		Fund Cost Center Totals:	0	0	0
481,699	467,687	0	531,300	335,157	63 %		Sheriff's Commissary Fund Totals:	531,300	0	0

Galveston County, Texas

Department Budget History and Budget (Expenditures) with FY-T-D Actuals

2242 Fund: Sheriff's ForfeituresAft 10/89
 2111 Department: Sheriff's Dept
 211124 Division: Sheriff Seizures Aft 10/89

Current Fiscal Year is 93.4 % Complete

2019 Actual Expenditure	2020 Actual Expenditure	2021 Adopted Budget	2021 Amended Budget	2021 FY-T-D Expenditure	2021 Expenditure Percent	Object	Description	2022 Base Budget	2022 Requested Budget	2022 Adopted Budget
						51	Personnel & Benefits			
0	0	0	0	0	****	Subtotals:		0	0	0
						53	Supplies			
14,090	9,089	0	20,000	6,592	33 %	5310000	Admin Supplies	20,000	0	0
2,941	5,285	0	20,000	2,570	13 %	5310001	ExtraordinarySpl	20,000	0	0
17,031	14,374	0	40,000	9,162	23 %	Subtotals:		40,000	0	0
						54	Other Services and Charges			
0	0	0	10,000	0	0 %	5423000	M&R Equip	10,000	0	0
0	0	0	10,000	0	0 %	5433110	Confidential Ope	10,000	0	0
0	0	0	10,000	0	0 %	5481000	Other ContractSv	10,000	0	0
0	0	0	30,000	0	0 %	Subtotals:		30,000	0	0
						56	Other Expenses			
7,400	0	0	30,000	6,012	20 %	5600500	Petty Cash	30,000	0	0
7,400	0	0	30,000	6,012	20 %	Subtotals:		30,000	0	0
						57	Capital Outlay			
0	0	0	20,000	5,157	26 %	5742000	Heavy Equipment	20,000	0	0
20,869	0	0	40,000	15,207	38 %	5743000	Vehicles	40,000	0	0
20,869	0	0	60,000	20,364	34 %	Subtotals:		60,000	0	0
45,301	14,374	0	160,000	35,538	22 %	Fund Cost Center Totals:		160,000	0	0
45,301	14,374	0	160,000	35,538	22 %	Sheriff's ForfeituresAft 10/89 Totals:		160,000	0	0

Galveston County, Texas

Department Budget History and Budget (Expenditures) with FY-T-D Actuals

2250 Fund: Law Enforcement Education Fund
 1271 Department: District Attorney
 127100 Division: District Attorney

Current Fiscal Year is 93.4 % Complete

2019 Actual Expenditure	2020 Actual Expenditure	2021 Adopted Budget	2021 Amended Budget	2021 FY-T-D Expenditure	2021 Expenditure Percent	Object	Description	2022 Base Budget	2022 Requested Budget	2022 Adopted Budget
						54	Other Services and Charges			
0	75	0	0	0	****	5496100	Travel and Confe	0	0	0
0	75	0	0	0	****		Subtotals:	0	0	0
0	75	0	0	0	****		Fund Cost Center Totals:	0	0	0

Galveston County, Texas

Department Budget History and Budget (Expenditures) with FY-T-D Actuals

2250 Fund: Law Enforcement Education Fund
 2111 Department: Sheriff's Dept
 211101 Division: Administration Sheriff

Current Fiscal Year is 93.4 % Complete

2019 Actual Expenditure	2020 Actual Expenditure	2021 Adopted Budget	2021 Amended Budget	2021 FY-T-D Expenditure	2021 Expenditure Percent	Object	Description	2022 Base Budget	2022 Requested Budget	2022 Adopted Budget
						54	Other Services and Charges			
21,871	10,962	0	0	24,721	****	5496100	Travel and Confe	0	0	0
21,871	10,962	0	0	24,721	****		Subtotals:	0	0	0
21,871	10,962	0	0	24,721	****		Fund Cost Center Totals:	0	0	0

Galveston County, Texas

Department Budget History and Budget (Expenditures) with FY-T-D Actuals

2250 Fund: Law Enforcement Education Fund
 2237 Department: Constable Pct #1
 223700 Division: Constable Pct #1

Current Fiscal Year is 93.4 % Complete

2019 Actual Expenditure	2020 Actual Expenditure	2021 Adopted Budget	2021 Amended Budget	2021 FY-T-D Expenditure	2021 Expenditure Percent	Object	Description	2022 Base Budget	2022 Requested Budget	2022 Adopted Budget
						54	Other Services and Charges			
1,687	336	0	0	4,852	****	5496100	Travel and Confe	0	0	0
1,687	336	0	0	4,852	****	Subtotals:		0	0	0
1,687	336	0	0	4,852	****	Fund Cost Center Totals:		0	0	0

Galveston County, Texas

Department Budget History and Budget (Expenditures) with FY-T-D Actuals

2250 Fund: Law Enforcement Education Fund
 2238 Department: Constable Pct #4
 223800 Division: Constable Pct #4

Current Fiscal Year is 93.4 % Complete

2019 Actual Expenditure	2020 Actual Expenditure	2021 Adopted Budget	2021 Amended Budget	2021 FY-T-D Expenditure	2021 Expenditure Percent	Object	Description	2022 Base Budget	2022 Requested Budget	2022 Adopted Budget
						54	Other Services and Charges			
3,286	0	0	0	0	****	5496100	Travel and Confe	0	0	0
3,286	0	0	0	0	****		Subtotals:	0	0	0
3,286	0	0	0	0	****		Fund Cost Center Totals:	0	0	0
26,845	11,373	0	0	30,964	****		Law Enforcement Education Fund	0	0	0

Galveston County, Texas

Department Budget History and Budget (Expenditures) with FY-T-D Actuals

2255 Fund: Constable Pct 4 Forfeitures
 2238 Department: Constable Pct #4
 223800 Division: Constable Pct #4

Current Fiscal Year is 93.4 % Complete

2019 Actual Expenditure	2020 Actual Expenditure	2021 Adopted Budget	2021 Amended Budget	2021 FY-T-D Expenditure	2021 Expenditure Percent	Object	Description	2022 Base Budget	2022 Requested Budget	2022 Adopted Budget
						53	Supplies			
0	0	0	0	0	****		Subtotals:	0	0	0
0	0	0	0	0	****		Fund Cost Center Totals:	0	0	0

Galveston County, Texas

Department Budget History and Budget (Expenditures) with FY-T-D Actuals

2255 Fund: Constable Pct 4 Forfeitures
 9210 Department: Interfund Oper Transfers Out
 921010 Division: Transfers & Reserves

Current Fiscal Year is 93.4 % Complete

2019 Actual Expenditure	2020 Actual Expenditure	2021 Adopted Budget	2021 Amended Budget	2021 FY-T-D Expenditure	2021 Expenditure Percent	Object	Description	2022 Base Budget	2022 Requested Budget	2022 Adopted Budget
						59	Other Financing Uses			
0	0	0	497	497	100 %	5911101	TTo Gen Fund	497	0	0
0	0	0	497	497	100 %		Subtotals:	497	0	0
0	0	0	497	497	100 %		Fund Cost Center Totals:	497	0	0
0	0	0	497	497	100 %	Constable Pct 4 Forfeitures Totals:		497	0	0

Galveston County, Texas

Department Budget History and Budget (Expenditures) with FY-T-D Actuals

2260 Fund: Emergency Management Fund
 2910 Department: Emergency Management
 291047 Division: Local Emergency Planning Commi

Current Fiscal Year is 93.4 % Complete

2019 Actual Expenditure	2020 Actual Expenditure	2021 Adopted Budget	2021 Amended Budget	2021 FY-T-D Expenditure	2021 Expenditure Percent	Object	Description	2022 Base Budget	2022 Requested Budget	2022 Adopted Budget
						53	Supplies			
0	0	0	10,749	240	2 %	5310000	Admin Supplies	10,749	0	0
0	0	0	10,749	240	2 %		Subtotals:	10,749	0	0
0	0	0	10,749	240	2 %		Fund Cost Center Totals:	10,749	0	0

Galveston County, Texas

Department Budget History and Budget (Expenditures) with FY-T-D Actuals

2260 Fund: Emergency Management Fund
 9201 Department: Transfers and Reserves
 920180 Division: Fund Balance Reserves

Current Fiscal Year is 93.4 % Complete

2019 Actual Expenditure	2020 Actual Expenditure	2021 Adopted Budget	2021 Amended Budget	2021 FY-T-D Expenditure	2021 Expenditure Percent	Object	Description	2022 Base Budget	2022 Requested Budget	2022 Adopted Budget
						59	Other Financing Uses			
0	0	400,000	400,000	0	0 %	5930000	Bdgeted Rsvrs	400,000	400,000	400,000
0	0	400,000	400,000	0	0 %		Subtotals:	400,000	400,000	400,000
0	0	400,000	400,000	0	0 %		Fund Cost Center Totals:	400,000	400,000	400,000

Galveston County, Texas

Department Budget History and Budget (Expenditures) with FY-T-D Actuals

2260 Fund: Emergency Management Fund
 9210 Department: Interfund Oper Transfers Out
 921010 Division: Transfers & Reserves

Current Fiscal Year is 93.4 % Complete

2019 Actual Expenditure	2020 Actual Expenditure	2021 Adopted Budget	2021 Amended Budget	2021 FY-T-D Expenditure	2021 Expenditure Percent	Object	Description	2022 Base Budget	2022 Requested Budget	2022 Adopted Budget
						59	Other Financing Uses			
0	0	0	0	0	****		Subtotals:	0	0	0
							Fund Cost Center Totals:	0	0	0
0	0	400,000	410,749	240	0 %		Emergency Management Fund Totals:	410,749	400,000	400,000

Galveston County, Texas

Department Budget History and Budget (Expenditures) with FY-T-D Actuals

2301 Fund: Road & Bridge Fund
1721 Department: Fleet Management
172111 Division: Fleet Mgmt - Galveston

Current Fiscal Year is 93.4 % Complete

2019 Actual Expenditure	2020 Actual Expenditure	2021 Adopted Budget	2021 Amended Budget	2021 FY-T-D Expenditure	2021 Expenditure Percent	Object	Description	2022 Base Budget	2022 Requested Budget	2022 Adopted Budget
						53	Supplies			
0	3,159	3,600	3,600	3,201	89 %	5310001	ExtraordinarySpl	3,600	9,600	9,600
13,907	12,687	17,500	17,500	11,407	65 %	5315010	Oils & Lubricant	17,500	17,500	17,500
642,233	491,386	540,000	540,000	505,221	94 %	5322010	Fuel	540,000	540,000	540,000
656,140	507,233	561,100	561,100	519,830	93 %		Subtotals:	561,100	567,100	567,100
						54	Other Services and Charges			
255,407	281,963	260,183	260,183	229,730	88 %	5423000	M&R Equip	260,183	260,000	260,000
255,407	281,963	260,183	260,183	229,730	88 %		Subtotals:	260,183	260,000	260,000
						57	Capital Outlay			
0	0	0	0	0	****		Subtotals:	0	0	0
911,548	789,197	821,283	821,283	749,561	91 %		Fund Cost Center Totals:	821,283	827,100	827,100

Galveston County, Texas

Department Budget History and Budget (Expenditures) with FY-T-D Actuals

2301 Fund: Road & Bridge Fund
3121 Department: Road Department
312110 Division: Administration

Current Fiscal Year is 93.4 % Complete

2019 Actual Expenditure	2020 Actual Expenditure	2021 Adopted Budget	2021 Amended Budget	2021 FY-T-D Expenditure	2021 Expenditure Percent	Object	Description	2022 Base Budget	2022 Requested Budget	2022 Adopted Budget
						51	Personnel & Benefits			
230,527	229,689	254,829	254,829	228,770	90 %	5100000	Salaries	254,829	254,829	263,991
0	1,358	3,000	3,000	0	0 %	5112001	Vac/SickLvPyOut	3,000	3,000	3,000
0	0	300	300	0	0 %	5130000	Overtime	300	300	300
25,386	23,581	30,244	30,244	25,454	84 %	5151000	Cnty Hlth Insur	30,244	30,244	32,640
126,141	126,141	124,455	124,455	103,712	83 %	5151001	Self Insurance	124,455	124,455	62,228
3,355	3,358	3,746	3,746	3,330	89 %	5152102	Medicare FICA	3,746	3,746	3,879
27,363	28,074	30,992	32,386	28,398	88 %	5153000	Pension - TCDRS	32,165	32,165	34,403
20,204	19,997	17,455	22,318	19,777	89 %	5154000	Alternate Plan	17,455	22,318	23,110
874	599	501	501	417	83 %	5155000	UnemplCompens	932	932	378
32,867	32,867	32,867	32,867	27,389	83 %	5156000	Worker's Compens	0	33,859	8,349
-5,807	0	0	0	0	****	5190001	FEMA Salary/Bnft	0	0	0
460,913	465,668	498,389	504,646	437,250	87 %	Subtotals:		467,126	505,848	432,278
						53	Supplies			
3,899	3,511	3,381	3,381	3,177	94 %	5310000	Admin Supplies	3,381	4,000	4,000
0	0	480	480	239	50 %	5310001	ExtraordinarySpl	480	0	0
3,899	3,511	3,861	3,861	3,417	89 %	Subtotals:		3,861	4,000	4,000
						54	Other Services and Charges			
2,463	1,564	2,500	2,740	2,736	100 %	5419301	Software Licensi	2,500	3,000	3,000
3,894	5,606	5,383	5,383	401	7 %	5424000	Building Mainten	5,383	2,000	2,000
4,541	3,461	5,184	5,184	1,820	35 %	5481000	Other ContractSv	5,184	4,500	4,500
6,257	3,921	5,080	5,080	2,716	53 %	5496100	Travel and Confe	5,080	6,300	6,300
200	120	160	160	120	75 %	5498000	Memb&Dues	160	2,000	2,000
17,356	14,674	18,307	18,547	7,794	42 %	Subtotals:		18,307	17,800	17,800
						56	Other Expenses			

Galveston County, Texas

Department Budget History and Budget (Expenditures) with FY-T-D Actuals

2301 Fund: Road & Bridge Fund
 3121 Department: Road Department
 312110 Division: Administration

Current Fiscal Year is 93.4 % Complete

2019 Actual Expenditure	2020 Actual Expenditure	2021 Adopted Budget	2021 Amended Budget	2021 FY-T-D Expenditure	2021 Expenditure Percent	Object	Description	2022 Base Budget	2022 Requested Budget	2022 Adopted Budget
0	0	0	0	0	****		Subtotals:	0	0	0
						57	Capital Outlay			
0	0	0	0	0	****		Subtotals:	0	0	0
						59	Other Financing Uses			
0	0	0	0	0	****		Subtotals:	0	0	0
482,168	483,854	520,557	527,054	448,462	85 %		Fund Cost Center Totals:	489,294	527,648	454,078

Galveston County, Texas

Department Budget History and Budget (Expenditures) with FY-T-D Actuals

2301 Fund: Road & Bridge Fund
3121 Department: Road Department
312120 Division: F.M. Lateral Road

Current Fiscal Year is 93.4 % Complete

2019 Actual Expenditure	2020 Actual Expenditure	2021 Adopted Budget	2021 Amended Budget	2021 FY-T-D Expenditure	2021 Expenditure Percent	Object	Description	2022 Base Budget	2022 Requested Budget	2022 Adopted Budget
						51	Personnel & Benefits			
1,419,840	1,531,535	1,524,922	1,524,922	1,488,337	98 %	5100000	Salaries	1,524,922	1,524,731	1,539,364
16,690	7,469	20,000	22,267	36,495	164 %	5112001	Vac/SickLvPyOut	20,000	20,000	20,000
9,850	11,871	15,000	15,000	2,776	19 %	5130000	Overtime	15,000	15,000	15,000
259,241	250,387	317,562	317,562	248,822	78 %	5151000	Cnty Hlth Insur	294,879	310,001	342,720
21,224	22,804	22,637	22,670	22,477	99 %	5152102	Medicare FICA	22,637	22,634	22,848
171,686	188,811	187,290	195,997	189,632	97 %	5153000	Pension - TCDRS	194,384	194,360	202,638
126,772	134,305	117,051	140,400	132,060	94 %	5154000	Alternate Plan	100,379	134,860	136,124
4,794	3,641	3,031	3,035	2,525	83 %	5155000	UnemplCompens	5,639	5,638	2,228
-52,032	-115	0	0	0	****	5190001	FEMA Salary/Bnft	0	0	0
1,978,067	2,150,710	2,207,493	2,241,853	2,123,128	95 %	Subtotals:		2,177,840	2,227,224	2,280,922
						53	Supplies			
4,058	5,050	14,100	14,100	13,206	94 %	5310001	ExtraordinarySpl	14,100	4,800	4,800
103,668	95,096	90,411	90,411	84,194	93 %	5310002	Oper Supplies	90,411	100,000	100,000
21,671	26,468	23,349	23,349	20,048	86 %	5312101	Uniforms	23,349	28,000	28,000
44,210	60,914	57,276	57,276	53,815	94 %	5319111	Other Supplies	57,276	66,000	66,000
1,838,484	1,582,510	1,742,000	1,795,326	1,527,449	85 %	5324001	Road Materials	1,742,000	1,617,000	1,617,000
2,012,092	1,770,040	1,927,136	1,980,462	1,698,714	86 %	Subtotals:		1,927,136	1,815,800	1,815,800
						54	Other Services and Charges			
9,226	22,971	16,137	16,137	11,553	72 %	5421400	Waste Disposal	16,137	18,500	18,500
549	0	3,000	3,000	0	0 %	5424000	Building Mainten	3,000	0	0
0	159,943	300,000	300,000	256,975	86 %	5425000	R&BMaint	300,000	525,000	525,000
22,905	12,738	35,000	35,000	33,319	95 %	5426100	Equip Other Rntl	35,000	35,000	35,000
32,681	195,652	354,137	354,137	301,848	85 %	Subtotals:		354,137	578,500	578,500
						56	Other Expenses			

Galveston County, Texas

Department Budget History and Budget (Expenditures) with FY-T-D Actuals

2301 Fund: Road & Bridge Fund
 3121 Department: Road Department
 312120 Division: F.M. Lateral Road

Current Fiscal Year is 93.4 % Complete

2019 Actual Expenditure	2020 Actual Expenditure	2021 Adopted Budget	2021 Amended Budget	2021 FY-T-D Expenditure	2021 Expenditure Percent	Object	Description	2022 Base Budget	2022 Requested Budget	2022 Adopted Budget
0	0	0	0	0	****		Subtotals:	0	0	0
						57	Capital Outlay			
110,837	72,085	0	0	0	****	5741000	Equipment	0	0	0
304,324	650,705	346,500	393,173	391,786	100 %	5742000	Heavy Equipment	346,500	274,780	140,580
229,216	209,860	131,000	181,500	0	0 %	5743000	Vehicles	131,000	50,500	0
644,377	932,651	477,500	574,673	391,786	68 %		Subtotals:	477,500	325,280	140,580
						59	Other Financing Uses			
0	0	0	0	0	****		Subtotals:	0	0	0
4,667,219	5,049,054	4,966,266	5,151,126	4,515,478	88 %		Fund Cost Center Totals:	4,936,613	4,946,804	4,815,802

Galveston County, Texas

Department Budget History and Budget (Expenditures) with FY-T-D Actuals

2301 Fund: Road & Bridge Fund
 9201 Department: Transfers and Reserves
 920180 Division: Fund Balance Reserves

Current Fiscal Year is 93.4 % Complete

2019 Actual Expenditure	2020 Actual Expenditure	2021 Adopted Budget	2021 Amended Budget	2021 FY-T-D Expenditure	2021 Expenditure Percent	Object	Description	2022 Base Budget	2022 Requested Budget	2022 Adopted Budget
						51	Personnel & Benefits			
0	0	0	0	0	****		Subtotals:	0	0	0
						59	Other Financing Uses			
0	0	0	0	0	****		Subtotals:	0	0	0
0	0	0	0	0	****		Fund Cost Center Totals:	0	0	0

Galveston County, Texas

Department Budget History and Budget (Expenditures) with FY-T-D Actuals

2301 Fund: Road & Bridge Fund
 9210 Department: Interfund Oper Transfers Out
 921010 Division: Transfers & Reserves

Current Fiscal Year is 93.4 % Complete

2019 Actual Expenditure	2020 Actual Expenditure	2021 Adopted Budget	2021 Amended Budget	2021 FY-T-D Expenditure	2021 Expenditure Percent	Object	Description	2022 Base Budget	2022 Requested Budget	2022 Adopted Budget
						56	Other Expenses			
0	0	0	0	0	****		Subtotals:	0	0	0
						59	Other Financing Uses			
0	0	0	0	0	****		Subtotals:	0	0	0
0	0	0	0	0	****		Fund Cost Center Totals:	0	0	0

Galveston County, Texas

Department Budget History and Budget (Expenditures) with FY-T-D Actuals

2301 Fund: Road & Bridge Fund
 9999 Department: Budget Projections
 999998 Division: Budget Projections

Current Fiscal Year is 93.4 % Complete

2019 Actual Expenditure	2020 Actual Expenditure	2021 Adopted Budget	2021 Amended Budget	2021 FY-T-D Expenditure	2021 Expenditure Percent	Object	Description	2022 Base Budget	2022 Requested Budget	2022 Adopted Budget
						51	Personnel & Benefits			
0	0	0	0	0	****		Subtotals:	0	0	0
						53	Supplies			
0	0	0	0	0	****		Subtotals:	0	0	0
						54	Other Services and Charges			
0	0	0	0	0	****		Subtotals:	0	0	0
						56	Other Expenses			
0	0	0	0	0	****		Subtotals:	0	0	0
						57	Capital Outlay			
0	0	0	0	0	****		Subtotals:	0	0	0
0	0	0	0	0	****		Fund Cost Center Totals:	0	0	0
6,060,936	6,322,106	6,308,106	6,499,463	5,713,502	88 %		Road & Bridge Fund Totals:	6,247,190	6,301,552	6,096,980

Galveston County, Texas

Department Budget History and Budget (Expenditures) with FY-T-D Actuals

2303 Fund: Farm to Market Lateral Road
3143 Department: Right of Way Department
314300 Division: Right Of Way

Current Fiscal Year is 93.4 % Complete

2019 Actual Expenditure	2020 Actual Expenditure	2021 Adopted Budget	2021 Amended Budget	2021 FY-T-D Expenditure	2021 Expenditure Percent	Object	Description	2022 Base Budget	2022 Requested Budget	2022 Adopted Budget
						51	Personnel & Benefits			
75,744	77,653	77,077	77,077	71,148	92 %	5100000	Salaries	77,077	77,077	77,077
6,661	6,808	7,561	7,561	6,537	86 %	5151000	Cnty Hlth Insur	7,561	7,561	8,160
2,772	2,772	2,706	2,706	2,255	83 %	5151001	Self Insurance	2,706	2,706	1,353
1,110	1,138	1,118	1,118	1,047	94 %	5152102	Medicare FICA	1,118	1,118	1,118
8,990	9,460	9,254	9,670	8,829	91 %	5153000	Pension - TCDRS	9,604	9,604	9,920
6,639	6,731	6,664	6,664	6,150	92 %	5154000	Alternate Plan	6,664	6,664	6,664
272	179	149	149	124	83 %	5155000	UnemplCompens	278	278	108
714	714	714	714	595	83 %	5156000	Worker's Compens	0	736	182
102,904	105,456	105,243	105,659	96,687	92 %	Subtotals:		105,008	105,744	104,582
						53	Supplies			
1,044	93	3,000	3,000	1,102	37 %	5310000	Admin Supplies	3,000	3,000	3,000
1,044	93	3,000	3,000	1,102	37 %	Subtotals:		3,000	3,000	3,000
						54	Other Services and Charges			
1,800	750	30,000	30,000	750	2 %	5410000	Prof Serv	30,000	30,000	30,000
0	0	500	500	0	0 %	5493100	Marketing and Ad	500	500	500
30	30	360	360	0	0 %	5496100	Travel and Confe	360	360	360
280	665	1,756	1,756	882	50 %	5498000	Memb&Dues	1,756	1,288	1,288
2,110	1,445	32,616	32,616	1,632	5 %	Subtotals:		32,616	32,148	32,148
						56	Other Expenses			
0	0	0	0	0	****	Subtotals:		0	0	0
						57	Capital Outlay			
12,391	0	240,000	240,000	0	0 %	5713010	ROW Acquisition	240,000	45,000	45,000
12,391	0	240,000	240,000	0	0 %	Subtotals:		240,000	45,000	45,000

Galveston County, Texas

Department Budget History and Budget (Expenditures) with FY-T-D Actuals

2303 Fund: Farm to Market Lateral Road
 3143 Department: Right of Way Department
 314300 Division: Right Of Way

Current Fiscal Year is 93.4 % Complete

2019 Actual Expenditure	2020 Actual Expenditure	2021 Adopted Budget	2021 Amended Budget	2021 FY-T-D Expenditure	2021 Expenditure Percent	Object	Description	2022 Base Budget	2022 Requested Budget	2022 Adopted Budget
						59	Other Financing Uses			
0	0	0	0	0	****		Subtotals:	0	0	0
118,450	106,994	380,859	381,275	99,422	26 %		Fund Cost Center Totals:	380,624	185,892	184,730

Galveston County, Texas

Department Budget History and Budget (Expenditures) with FY-T-D Actuals

2303 Fund: Farm to Market Lateral Road
 9201 Department: Transfers and Reserves
 920180 Division: Fund Balance Reserves

Current Fiscal Year is 93.4 % Complete

2019 Actual Expenditure	2020 Actual Expenditure	2021 Adopted Budget	2021 Amended Budget	2021 FY-T-D Expenditure	2021 Expenditure Percent	Object	Description	2022 Base Budget	2022 Requested Budget	2022 Adopted Budget
						51	Personnel & Benefits			
0	0	0	0	0	****		Subtotals:	0	0	0
						59	Other Financing Uses			
0	0	500,000	399,584	0	0 %	5930000	Bdgeted Rsvrs	500,000	500,000	500,000
0	0	500,000	399,584	0	0 %		Subtotals:	500,000	500,000	500,000
0	0	500,000	399,584	0	0 %		Fund Cost Center Totals:	500,000	500,000	500,000

Galveston County, Texas

Department Budget History and Budget (Expenditures) with FY-T-D Actuals

2303 Fund: Farm to Market Lateral Road
 9210 Department: Interfund Oper Transfers Out
 921010 Division: Transfers & Reserves

Current Fiscal Year is 93.4 % Complete

2019 Actual Expenditure	2020 Actual Expenditure	2021 Adopted Budget	2021 Amended Budget	2021 FY-T-D Expenditure	2021 Expenditure Percent	Object	Description	2022 Base Budget	2022 Requested Budget	2022 Adopted Budget
						56	Other Expenses			
0	0	0	0	0	****		Subtotals:	0	0	0
						59	Other Financing Uses			
0	0	0	0	0	****		Subtotals:	0	0	0
0	0	0	0	0	****		Fund Cost Center Totals:	0	0	0

Galveston County, Texas

Department Budget History and Budget (Expenditures) with FY-T-D Actuals

2303 Fund: Farm to Market Lateral Road
 9999 Department: Budget Projections
 999998 Division: Budget Projections

Current Fiscal Year is 93.4 % Complete

2019 Actual Expenditure	2020 Actual Expenditure	2021 Adopted Budget	2021 Amended Budget	2021 FY-T-D Expenditure	2021 Expenditure Percent	Object	Description	2022 Base Budget	2022 Requested Budget	2022 Adopted Budget
						51	Personnel & Benefits			
0	0	0	0	0	****		Subtotals:	0	0	0
						53	Supplies			
0	0	0	0	0	****		Subtotals:	0	0	0
						56	Other Expenses			
0	0	0	0	0	****		Subtotals:	0	0	0
						57	Capital Outlay			
0	0	0	0	0	****		Subtotals:	0	0	0
0	0	0	0	0	****		Fund Cost Center Totals:	0	0	0
118,450	106,994	880,859	780,859	99,422	13 %	Farm to Market Lateral Road Totals:		880,624	685,892	684,730

Galveston County, Texas

Department Budget History and Budget (Expenditures) with FY-T-D Actuals

2341 Fund: Galv Cty Road District #1
3131 Department: Road District #1
313100 Division: Road District #1

Current Fiscal Year is 93.4 % Complete

2019 Actual Expenditure	2020 Actual Expenditure	2021 Adopted Budget	2021 Amended Budget	2021 FY-T-D Expenditure	2021 Expenditure Percent	Object	Description	2022 Base Budget	2022 Requested Budget	2022 Adopted Budget
						51	Personnel & Benefits			
132,573	124,889	138,660	138,660	125,764	91 %	5100000	Salaries	138,660	138,660	139,413
29,632	26,559	28,622	28,622	9,534	33 %	5120001	Seasonal Help	28,622	28,622	28,622
6,949	10,848	10,000	10,000	9,698	97 %	5130000	Overtime	10,000	10,000	10,000
26,644	24,624	30,244	30,244	26,150	86 %	5151000	Cnty Hlth Insur	30,244	30,244	32,640
2,502	2,493	2,575	2,575	2,138	83 %	5152102	Medicare FICA	2,575	2,575	2,586
16,519	17,258	17,848	18,651	16,810	90 %	5153000	Pension - TCDRS	18,526	18,526	19,231
12,197	12,282	9,598	12,854	11,710	91 %	5154000	Alternate Plan	9,598	12,855	12,920
410	380	393	393	130	33 %	5154111	Alt Pln-Nonp Emp	393	393	393
614	399	344	344	286	83 %	5155000	UnemplCompens	640	640	251
228,043	219,736	238,284	242,343	202,225	83 %		Subtotals:	239,258	242,515	246,056
						53	Supplies			
779	0	2,000	2,000	0	0 %	5310000	Admin Supplies	2,000	2,000	2,000
779	0	2,000	2,000	0	0 %		Subtotals:	2,000	2,000	2,000
						54	Other Services and Charges			
0	592	4,000	4,000	0	0 %	5423000	M&R Equip	4,000	4,000	4,000
0	592	4,000	4,000	0	0 %		Subtotals:	4,000	4,000	4,000
						56	Other Expenses			
0	0	0	0	0	****		Subtotals:	0	0	0
						57	Capital Outlay			
0	0	0	0	0	****		Subtotals:	0	0	0
						59	Other Financing Uses			
0	0	0	0	0	****		Subtotals:	0	0	0

Galveston County, Texas

Department Budget History and Budget (Expenditures) with FY-T-D Actuals

2341 Fund: Galv Cty Road District #1
 3131 Department: Road District #1
 313100 Division: Road District #1

Current Fiscal Year is 93.4 % Complete

2019 Actual Expenditure	2020 Actual Expenditure	2021 Adopted Budget	2021 Amended Budget	2021 FY-T-D Expenditure	2021 Expenditure Percent	Object	Description	2022 Base Budget	2022 Requested Budget	2022 Adopted Budget
228,823	220,328	244,284	248,343	202,225	81 %		Fund Cost Center Totals:	245,258	248,515	252,056

Galveston County, Texas

Department Budget History and Budget (Expenditures) with FY-T-D Actuals

2341 Fund: Galv Cty Road District #1
 9201 Department: Transfers and Reserves
 920180 Division: Fund Balance Reserves

Current Fiscal Year is 93.4 % Complete

2019 Actual Expenditure	2020 Actual Expenditure	2021 Adopted Budget	2021 Amended Budget	2021 FY-T-D Expenditure	2021 Expenditure Percent	Object	Description	2022 Base Budget	2022 Requested Budget	2022 Adopted Budget
						51	Personnel & Benefits			
0	0	0	0	0	****		Subtotals:	0	0	0
						59	Other Financing Uses			
0	0	500,000	495,941	0	0 %	5930000	Bdgeted Rsvrs	500,000	500,000	500,000
0	0	500,000	495,941	0	0 %		Subtotals:	500,000	500,000	500,000
0	0	500,000	495,941	0	0 %		Fund Cost Center Totals:	500,000	500,000	500,000

Galveston County, Texas

Department Budget History and Budget (Expenditures) with FY-T-D Actuals

2341 Fund: Galv Cty Road District #1
 9210 Department: Interfund Oper Transfers Out
 921010 Division: Transfers & Reserves

Current Fiscal Year is 93.4 % Complete

2019 Actual Expenditure	2020 Actual Expenditure	2021 Adopted Budget	2021 Amended Budget	2021 FY-T-D Expenditure	2021 Expenditure Percent	Object	Description	2022 Base Budget	2022 Requested Budget	2022 Adopted Budget
						56	Other Expenses			
0	0	0	0	0	****		Subtotals:	0	0	0
						59	Other Financing Uses			
0	0	0	0	0	****		Subtotals:	0	0	0
0	0	0	0	0	****		Fund Cost Center Totals:	0	0	0

Galveston County, Texas

Department Budget History and Budget (Expenditures) with FY-T-D Actuals

2341 Fund: Galv Cty Road District #1
 9999 Department: Budget Projections
 999998 Division: Budget Projections

Current Fiscal Year is 93.4 % Complete

2019 Actual Expenditure	2020 Actual Expenditure	2021 Adopted Budget	2021 Amended Budget	2021 FY-T-D Expenditure	2021 Expenditure Percent	Object	Description	2022 Base Budget	2022 Requested Budget	2022 Adopted Budget
						51	Personnel & Benefits			
0	0	0	0	0	****		Subtotals:	0	0	0
						54	Other Services and Charges			
0	0	0	0	0	****		Subtotals:	0	0	0
						56	Other Expenses			
0	0	0	0	0	****		Subtotals:	0	0	0
0	0	0	0	0	****		Fund Cost Center Totals:	0	0	0
228,823	220,328	744,284	744,284	202,225	27 %	Galv Cty Road District #1 Totals:		745,258	748,515	752,056

Galveston County, Texas

Department Budget History and Budget (Expenditures) with FY-T-D Actuals

2370 Fund: Flood Control Fund
 1721 Department: Fleet Management
 172111 Division: Fleet Mgmt - Galveston

Current Fiscal Year is 93.4 % Complete

2019 Actual Expenditure	2020 Actual Expenditure	2021 Adopted Budget	2021 Amended Budget	2021 FY-T-D Expenditure	2021 Expenditure Percent	Object	Description	2022 Base Budget	2022 Requested Budget	2022 Adopted Budget
						54	Other Services and Charges			
56,253	44,707	60,000	60,000	49,692	83 %	5423000	M&R Equip	60,000	60,000	60,000
56,253	44,707	60,000	60,000	49,692	83 %		Subtotals:	60,000	60,000	60,000
56,253	44,707	60,000	60,000	49,692	83 %		Fund Cost Center Totals:	60,000	60,000	60,000

Galveston County, Texas

Department Budget History and Budget (Expenditures) with FY-T-D Actuals

2370 Fund: Flood Control Fund
 1901 Department: County Engineer
 190100 Division: County Engineer

Current Fiscal Year is 93.4 % Complete

2019 Actual Expenditure	2020 Actual Expenditure	2021 Adopted Budget	2021 Amended Budget	2021 FY-T-D Expenditure	2021 Expenditure Percent	Object	Description	2022 Base Budget	2022 Requested Budget	2022 Adopted Budget
						51	Personnel & Benefits			
0	0	0	0	0	****	Subtotals:		0	0	0
						54	Other Services and Charges			
0	3,624	20,000	20,000	4,350	22 %	5410000	Prof Serv	20,000	120,000	120,000
0	150,000	0	0	0	****	5415200	Interlocal Agrmt	0	0	0
0	0	100,000	100,000	0	0 %	5453011	Flood Control Se	100,000	100,000	100,000
1,490	0	4,100	4,100	0	0 %	5498001	Agency Membershi	4,100	4,100	4,100
1,490	153,624	124,100	124,100	4,350	4 %	Subtotals:		124,100	224,100	224,100
						55	Inter/Intragvrnmntl Expenditrs			
0	0	0	0	0	****	Subtotals:		0	0	0
						56	Other Expenses			
0	0	0	0	0	****	Subtotals:		0	0	0
						57	Capital Outlay			
0	0	0	0	0	****	Subtotals:		0	0	0
						59	Other Financing Uses			
0	0	0	0	0	****	Subtotals:		0	0	0
1,490	153,624	124,100	124,100	4,350	4 %	Fund Cost Center Totals:		124,100	224,100	224,100

Galveston County, Texas

Department Budget History and Budget (Expenditures) with FY-T-D Actuals

2370 Fund: Flood Control Fund
 1901 Department: County Engineer
 190145 Division: Section 408 Applications

Current Fiscal Year is 93.4 % Complete

2019 Actual Expenditure	2020 Actual Expenditure	2021 Adopted Budget	2021 Amended Budget	2021 FY-T-D Expenditure	2021 Expenditure Percent	Object	Description	2022 Base Budget	2022 Requested Budget	2022 Adopted Budget
						54	Other Services and Charges			
50,000	0	25,000	25,000	0	0 %	5410076	Corp Reviews	25,000	25,000	25,000
50,000	0	25,000	25,000	0	0 %		Subtotals:	25,000	25,000	25,000
50,000	0	25,000	25,000	0	0 %		Fund Cost Center Totals:	25,000	25,000	25,000

Galveston County, Texas

Department Budget History and Budget (Expenditures) with FY-T-D Actuals

2370 Fund: Flood Control Fund
 2961 Department: Flood Control
 296100 Division: Flood Control

Current Fiscal Year is 93.4 % Complete

2019 Actual Expenditure	2020 Actual Expenditure	2021 Adopted Budget	2021 Amended Budget	2021 FY-T-D Expenditure	2021 Expenditure Percent	Object	Description	2022 Base Budget	2022 Requested Budget	2022 Adopted Budget
						51	Personnel & Benefits			
459,036	491,256	477,039	477,182	461,580	97 %	5100000	Salaries	477,039	477,039	486,801
463	739	5,000	5,000	1,794	36 %	5112001	Vac/SickLvPyOut	5,000	5,000	5,000
2,527	4,616	8,000	8,000	1,373	17 %	5130000	Overtime	8,000	8,000	8,000
80,772	80,379	95,269	95,269	78,104	82 %	5151000	Cnty Hlth Insur	95,269	87,708	102,816
62,655	62,655	59,793	59,793	49,827	83 %	5151001	Self Insurance	59,793	59,793	29,897
6,766	7,278	7,113	7,115	6,807	96 %	5152102	Medicare FICA	7,113	7,113	7,254
54,843	60,503	58,837	61,501	57,681	94 %	5153000	Pension - TCDRS	61,064	61,064	64,329
40,497	43,049	36,684	42,382	40,177	95 %	5154000	Alternate Plan	36,684	42,372	43,215
1,923	1,335	953	953	794	83 %	5155000	UnemplCompens	1,772	1,772	707
15,719	15,719	15,719	15,719	13,099	83 %	5156000	Worker's Compens	0	15,531	3,830
-6,630	0	0	0	0	****	5190001	FEMA Salary/Bnft	0	0	0
718,574	767,531	764,407	772,916	711,241	92 %	Subtotals:		751,734	765,392	751,849
						53	Supplies			
6,721	7,592	3,000	3,000	2,299	77 %	5310001	ExtraordinarySpl	3,000	750	750
149,436	137,549	160,000	160,000	138,896	87 %	5353013	Culverts	160,000	160,000	160,000
156,157	145,142	163,000	163,000	141,195	87 %	Subtotals:		163,000	160,750	160,750
						54	Other Services and Charges			
2,379	2,469	3,000	3,000	1,103	37 %	5481000	Other ContractSv	3,000	3,000	3,000
12,530	6,732	7,000	30,516	30,515	100 %	5498001	Agency Membershi	7,000	31,219	31,219
14,909	9,201	10,000	33,516	31,619	94 %	Subtotals:		10,000	34,219	34,219
						56	Other Expenses			
11,621	11,621	0	0	0	****	5602200	RefndsAdVlrmTx	0	0	0
11,621	11,621	0	0	0	****	Subtotals:		0	0	0
						57	Capital Outlay			

Galveston County, Texas

Department Budget History and Budget (Expenditures) with FY-T-D Actuals

2370 Fund: Flood Control Fund
 2961 Department: Flood Control
 296100 Division: Flood Control

Current Fiscal Year is 93.4 % Complete

2019 Actual Expenditure	2020 Actual Expenditure	2021 Adopted Budget	2021 Amended Budget	2021 FY-T-D Expenditure	2021 Expenditure Percent	Object	Description	2022 Base Budget	2022 Requested Budget	2022 Adopted Budget
7,007	0	123,775	123,775	95,212	77 %	5741000	Equipment	123,775	23,000	23,000
663,237	234,042	24,365	110,106	106,969	97 %	5742000	Heavy Equipment	24,365	903,200	435,000
367,335	449,084	291,000	396,000	0	0 %	5743000	Vehicles	291,000	210,000	0
1,037,579	683,126	439,140	629,881	202,181	32 %		Subtotals:	439,140	1,136,200	458,000
						59	Other Financing Uses			
0	0	0	0	0	****		Subtotals:	0	0	0
1,938,844	1,616,624	1,376,547	1,599,313	1,086,237	68 %		Fund Cost Center Totals:	1,363,874	2,096,561	1,404,818

Galveston County, Texas

Department Budget History and Budget (Expenditures) with FY-T-D Actuals

2370 Fund: Flood Control Fund
 2961 Department: Flood Control
 296110 Division: Building Inspector

Current Fiscal Year is 93.4 % Complete

2019 Actual Expenditure	2020 Actual Expenditure	2021 Adopted Budget	2021 Amended Budget	2021 FY-T-D Expenditure	2021 Expenditure Percent	Object	Description	2022 Base Budget	2022 Requested Budget	2022 Adopted Budget
						51	Personnel & Benefits			
119,475	131,201	132,277	128,788	94,153	73 %	5100000	Salaries	117,834	117,834	129,062
0	0	1,000	30,386	24,055	79 %	5112001	Vac/SickLvPyOut	1,000	1,000	1,000
0	0	3,000	3,000	0	0 %	5130000	Overtime	3,000	3,000	3,000
16,554	17,136	18,903	17,013	12,554	74 %	5151000	Cnty Hlth Insur	11,342	18,903	24,480
1,748	1,919	1,978	2,353	1,727	73 %	5152102	Medicare FICA	1,769	1,769	1,931
14,181	15,983	16,363	20,326	14,643	72 %	5153000	Pension - TCDRS	15,182	15,182	17,128
10,472	11,373	11,783	14,029	10,219	73 %	5154000	Alternate Plan	2,443	10,535	11,506
447	325	264	314	220	70 %	5155000	UnemplCompens	441	441	189
162,878	177,940	185,568	216,209	157,573	73 %	Subtotals:		153,011	168,664	188,296
						53	Supplies			
327	449	500	500	463	93 %	5310000	Admin Supplies	500	500	500
327	449	500	500	463	93 %	Subtotals:		500	500	500
						54	Other Services and Charges			
0	0	800	800	0	0 %	5493100	Marketing and Ad	800	500	500
902	400	3,040	3,040	0	0 %	5496100	Travel and Confe	3,040	3,800	3,800
8,666	8,606	7,200	7,200	869	12 %	5496301	Business Mileage	7,200	0	0
100	200	200	200	50	25 %	5498000	Memb&Dues	200	200	200
9,669	9,206	11,240	11,240	919	8 %	Subtotals:		11,240	4,500	4,500
						56	Other Expenses			
0	0	0	0	0	****	Subtotals:		0	0	0
						57	Capital Outlay			
0	0	0	42,000	0	0 %	5743000	Vehicles	0	42,000	0
0	0	0	42,000	0	0 %	Subtotals:		0	42,000	0

Galveston County, Texas

Department Budget History and Budget (Expenditures) with FY-T-D Actuals

2370 Fund: Flood Control Fund
 2961 Department: Flood Control
 296110 Division: Building Inspector

Current Fiscal Year is 93.4 % Complete

2019 Actual Expenditure	2020 Actual Expenditure	2021 Adopted Budget	2021 Amended Budget	2021 FY-T-D Expenditure	2021 Expenditure Percent	Object	Description	2022 Base Budget	2022 Requested Budget	2022 Adopted Budget
172,875	187,595	197,308	269,949	158,956	59 %		Fund Cost Center Totals:	164,751	215,664	193,296

Galveston County, Texas

Department Budget History and Budget (Expenditures) with FY-T-D Actuals

2370 Fund: Flood Control Fund
 2961 Department: Flood Control
 296121 Division: Seawall Maintenance

Current Fiscal Year is 93.4 % Complete

2019 Actual Expenditure	2020 Actual Expenditure	2021 Adopted Budget	2021 Amended Budget	2021 FY-T-D Expenditure	2021 Expenditure Percent	Object	Description	2022 Base Budget	2022 Requested Budget	2022 Adopted Budget
						51	Personnel & Benefits			
219,791	241,009	267,909	267,909	244,769	91 %	5100000	Salaries	267,909	267,909	275,214
832	0	5,000	5,000	0	0 %	5112001	Vac/SickLvPyOut	5,000	5,000	5,000
1,706	1,091	8,000	8,000	705	9 %	5130000	Overtime	8,000	8,000	8,000
37,968	33,253	45,366	45,366	38,183	84 %	5151000	Cnty Hlth Insur	45,366	45,366	48,960
3,262	3,556	4,075	4,075	3,609	89 %	5152102	Medicare FICA	4,075	4,075	4,183
26,390	29,472	33,727	35,244	30,467	86 %	5153000	Pension - TCDRS	35,005	35,005	37,097
19,487	20,993	21,444	24,287	21,221	87 %	5154000	Alternate Plan	18,600	24,288	24,920
870	651	545	545	454	83 %	5155000	UnemplCompens	1,015	1,015	407
-10,445	-177	0	0	0	****	5190001	FEMA Salary/Bnft	0	0	0
299,863	329,852	386,066	390,426	339,410	87 %		Subtotals:	384,970	390,658	403,781
						53	Supplies			
4,008	5,178	0	0	0	****	5310001	ExtraordinarySpl	0	6,560	6,560
9,617	13,914	12,722	12,722	3,556	28 %	5310002	Oper Supplies	12,722	12,000	12,000
0	1,903	5,000	5,000	0	0 %	5315010	Oils & Lubricant	5,000	5,000	5,000
41,188	26,357	27,104	27,104	13,127	48 %	5322010	Fuel	27,104	27,000	27,000
54,815	47,353	44,826	44,826	16,684	37 %		Subtotals:	44,826	50,560	50,560
						54	Other Services and Charges			
158,075	263,951	145,000	145,000	73,777	51 %	5423000	M&R Equip	145,000	145,000	145,000
970	0	3,000	3,000	2,213	74 %	5426100	Equip Other Rntl	3,000	3,000	3,000
54,674	51,294	77,660	77,660	36,226	47 %	5481000	Other ContractSv	77,660	77,660	77,660
213,720	315,245	225,660	225,660	112,217	50 %		Subtotals:	225,660	225,660	225,660
						56	Other Expenses			
0	0	0	0	0	****		Subtotals:	0	0	0
						57	Capital Outlay			

Galveston County, Texas

Department Budget History and Budget (Expenditures) with FY-T-D Actuals

2370 Fund: Flood Control Fund
 2961 Department: Flood Control
 296121 Division: Seawall Maintenance

Current Fiscal Year is 93.4 % Complete

2019 Actual Expenditure	2020 Actual Expenditure	2021 Adopted Budget	2021 Amended Budget	2021 FY-T-D Expenditure	2021 Expenditure Percent	Object	Description	2022 Base Budget	2022 Requested Budget	2022 Adopted Budget
4,919	20,776	5,800	5,800	5,247	90 %	5741000	Equipment	5,800	0	0
51,592	67,018	100,909	100,909	90,737	90 %	5742000	Heavy Equipment	100,909	0	0
56,511	87,794	106,709	106,709	95,984	90 %		Subtotals:	106,709	0	0
						59	Other Financing Uses			
0	0	0	0	0	****		Subtotals:	0	0	0
624,911	780,246	763,261	767,621	564,297	74 %		Fund Cost Center Totals:	762,165	666,878	680,001

Galveston County, Texas

Department Budget History and Budget (Expenditures) with FY-T-D Actuals

2370 Fund: Flood Control Fund
 9201 Department: Transfers and Reserves
 920180 Division: Fund Balance Reserves

Current Fiscal Year is 93.4 % Complete

2019 Actual Expenditure	2020 Actual Expenditure	2021 Adopted Budget	2021 Amended Budget	2021 FY-T-D Expenditure	2021 Expenditure Percent	Object	Description	2022 Base Budget	2022 Requested Budget	2022 Adopted Budget
						51	Personnel & Benefits			
0	0	0	0	0	****		Subtotals:	0	0	0
						59	Other Financing Uses			
0	0	500,000	285,974	0	0 %	5930000	Bdgeted Rsvrs	500,000	500,000	500,000
0	0	500,000	285,974	0	0 %		Subtotals:	500,000	500,000	500,000
0	0	500,000	285,974	0	0 %		Fund Cost Center Totals:	500,000	500,000	500,000

Galveston County, Texas

Department Budget History and Budget (Expenditures) with FY-T-D Actuals

2370 Fund: Flood Control Fund
 9210 Department: Interfund Oper Transfers Out
 921010 Division: Transfers & Reserves

Current Fiscal Year is 93.4 % Complete

2019 Actual Expenditure	2020 Actual Expenditure	2021 Adopted Budget	2021 Amended Budget	2021 FY-T-D Expenditure	2021 Expenditure Percent	Object	Description	2022 Base Budget	2022 Requested Budget	2022 Adopted Budget
						56	Other Expenses			
0	0	0	0	0	****		Subtotals:	0	0	0
						59	Other Financing Uses			
0	0	0	0	0	****		Subtotals:	0	0	0
0	0	0	0	0	****		Fund Cost Center Totals:	0	0	0

Galveston County, Texas

Department Budget History and Budget (Expenditures) with FY-T-D Actuals

2370 Fund: Flood Control Fund
 9999 Department: Budget Projections
 999998 Division: Budget Projections

Current Fiscal Year is 93.4 % Complete

2019 Actual Expenditure	2020 Actual Expenditure	2021 Adopted Budget	2021 Amended Budget	2021 FY-T-D Expenditure	2021 Expenditure Percent	Object	Description	2022 Base Budget	2022 Requested Budget	2022 Adopted Budget
						51	Personnel & Benefits			
0	0	0	0	0	****		Subtotals:	0	0	0
						53	Supplies			
0	0	0	0	0	****		Subtotals:	0	0	0
						54	Other Services and Charges			
0	0	0	0	0	****		Subtotals:	0	0	0
						56	Other Expenses			
0	0	0	0	0	****		Subtotals:	0	0	0
						57	Capital Outlay			
0	0	0	0	0	****		Subtotals:	0	0	0
0	0	0	0	0	****		Fund Cost Center Totals:	0	0	0
2,844,376	2,782,799	3,046,216	3,131,957	1,863,533	60 %		Flood Control Fund Totals:	2,999,890	3,788,203	3,087,215

Galveston County, Texas

Department Budget History and Budget (Expenditures) with FY-T-D Actuals

2410 Fund: Mosquito Control District Fund
4111 Department: Mosquito Control District
411100 Division: Mosquito Control District

Current Fiscal Year is 93.4 % Complete

2019 Actual Expenditure	2020 Actual Expenditure	2021 Adopted Budget	2021 Amended Budget	2021 FY-T-D Expenditure	2021 Expenditure Percent	Object	Description	2022 Base Budget	2022 Requested Budget	2022 Adopted Budget
						51	Personnel & Benefits			
414,804	454,176	464,301	464,301	416,818	90 %	5100000	Salaries	463,112	463,112	504,397
1,353	2,401	5,000	5,000	0	0 %	5112001	Vac/SickLvPyOut	5,000	5,000	5,000
10,052	6,461	35,000	35,000	7,050	20 %	5120001	Seasonal Help	35,000	35,000	35,000
337	925	10,000	10,000	1,908	19 %	5130000	Overtime	10,000	10,000	10,000
69,224	66,260	83,171	83,171	63,782	77 %	5151000	Cnty Hlth Insur	75,610	83,171	97,920
30,496	30,496	29,761	29,761	24,800	83 %	5151001	Self Insurance	29,761	29,761	14,881
6,284	6,845	7,470	7,470	6,286	84 %	5152102	Medicare FICA	7,453	7,453	8,045
49,438	55,674	57,603	60,194	51,970	86 %	5153000	Pension - TCDRS	59,636	59,636	66,853
36,506	39,610	38,775	41,483	36,198	87 %	5154000	Alternate Plan	35,964	41,380	44,907
137	88	480	480	96	20 %	5154111	Alt Pln-Nonp Emp	480	480	480
1,623	1,210	999	999	832	83 %	5155000	UnemplCompens	1,855	1,855	780
8,574	8,574	8,574	8,574	7,145	83 %	5156000	Worker's Compens	0	8,097	2,178
628,831	672,725	741,134	746,433	616,889	83 %	Subtotals:		723,871	744,945	790,441
						53	Supplies			
5,085	4,478	10,000	10,000	5,155	52 %	5310000	Admin Supplies	10,000	10,000	10,000
18,187	21,605	23,000	25,600	12,024	47 %	5310001	ExtraordinarySpl	23,000	15,600	15,600
2,156	2,645	4,500	4,500	2,608	58 %	5310002	Oper Supplies	4,500	4,500	4,500
0	0	300	300	0	0 %	5311140	Postage	300	300	300
4,012	2,937	7,000	7,000	3,397	49 %	5312101	Uniforms	7,000	7,000	8,000
1,159	947	5,200	5,200	1,850	36 %	5313100	Clean/Hshld Supp	5,200	5,200	5,200
429,615	213,399	400,000	400,000	162,942	41 %	5313301	InsecticidsChem	400,000	400,000	400,000
2,284	1,627	5,200	5,200	0	0 %	5315010	Oils & Lubricant	5,200	5,200	5,200
0	0	300	300	0	0 %	5317000	BooksPriodcls	300	300	300
19,858	10,688	78,000	78,000	18,606	24 %	5322010	Fuel	78,000	78,000	78,000
1,288	0	2,000	2,000	0	0 %	5361001	VHMake Ready	2,000	2,000	2,000
483,648	258,331	535,500	538,100	206,585	38 %	Subtotals:		535,500	528,100	529,100

54 Other Services and Charges

Galveston County, Texas

Department Budget History and Budget (Expenditures) with FY-T-D Actuals

2410 Fund: Mosquito Control District Fund
4111 Department: Mosquito Control District
411100 Division: Mosquito Control District

Current Fiscal Year is 93.4 % Complete

2019 Actual Expenditure	2020 Actual Expenditure	2021 Adopted Budget	2021 Amended Budget	2021 FY-T-D Expenditure	2021 Expenditure Percent	Object	Description	2022 Base Budget	2022 Requested Budget	2022 Adopted Budget
23,274	8,105	16,500	16,500	2,890	18 %	5419301	Software Licensi	16,500	12,050	12,050
30,396	21,462	50,000	50,000	21,704	43 %	5423000	M&R Equip	50,000	85,000	85,000
3,700	4,276	18,000	18,000	1,583	9 %	5423110	Vehicle Maintena	18,000	18,000	18,000
10,555	12,604	16,000	15,552	4,614	30 %	5424000	Building Mainten	16,000	16,000	16,000
9,184	9,288	9,000	9,448	9,448	100 %	5426200	Bldg Leases/Rntl	9,000	10,000	10,000
0	0	0	700	0	0 %	5492100	Mobile Phone Exp	700	2,400	2,400
480	480	480	480	440	92 %	5492306	Cellphone Allow	960	480	480
0	0	10,000	10,000	0	0 %	5495095	Training & Suppl	10,000	10,000	10,000
4,503	315	3,920	3,920	75	2 %	5496100	Travel and Confe	3,920	4,000	4,000
35	0	240	240	150	62 %	5498000	Memb&Dues	240	300	300
740	666	1,100	1,100	739	67 %	5498004	Professional Lic	1,100	1,100	1,100
82,870	57,199	125,240	125,940	41,644	33 %	Subtotals:		126,420	159,330	159,330
						56	Other Expenses			
8,232	8,232	0	0	0	****	5602200	RefndsAdVlrmTx	0	0	0
8,232	8,232	0	0	0	****	Subtotals:		0	0	0
						57	Capital Outlay			
5,869	10,535	14,600	12,000	11,868	99 %	5741000	Equipment	14,600	34,300	25,100
106,252	53,292	64,000	138,000	0	0 %	5743000	Vehicles	64,000	74,000	0
34,780	0	0	0	0	****	5745000	Tech Hardware	0	0	0
146,901	63,827	78,600	150,000	11,868	8 %	Subtotals:		78,600	108,300	25,100
						59	Other Financing Uses			
0	0	0	0	0	****	Subtotals:		0	0	0
1,350,484	1,060,316	1,480,474	1,560,473	876,989	56 %	Fund Cost Center Totals:		1,464,391	1,540,675	1,503,971

Galveston County, Texas

Department Budget History and Budget (Expenditures) with FY-T-D Actuals

2410 Fund: Mosquito Control District Fund
 9201 Department: Transfers and Reserves
 920180 Division: Fund Balance Reserves

Current Fiscal Year is 93.4 % Complete

2019 Actual Expenditure	2020 Actual Expenditure	2021 Adopted Budget	2021 Amended Budget	2021 FY-T-D Expenditure	2021 Expenditure Percent	Object	Description	2022 Base Budget	2022 Requested Budget	2022 Adopted Budget
						51	Personnel & Benefits			
0	0	0	0	0	****		Subtotals:	0	0	0
						59	Other Financing Uses			
0	0	100,000	20,001	0	0 %	5930000	Bdgeted Rsvrs	100,000	100,000	100,000
0	0	100,000	20,001	0	0 %		Subtotals:	100,000	100,000	100,000
0	0	100,000	20,001	0	0 %		Fund Cost Center Totals:	100,000	100,000	100,000

Galveston County, Texas

Department Budget History and Budget (Expenditures) with FY-T-D Actuals

2410 Fund: Mosquito Control District Fund
 9210 Department: Interfund Oper Transfers Out
 921010 Division: Transfers & Reserves

Current Fiscal Year is 93.4 % Complete

2019 Actual Expenditure	2020 Actual Expenditure	2021 Adopted Budget	2021 Amended Budget	2021 FY-T-D Expenditure	2021 Expenditure Percent	Object	Description	2022 Base Budget	2022 Requested Budget	2022 Adopted Budget
						56	Other Expenses			
0	0	0	0	0	****		Subtotals:	0	0	0
						59	Other Financing Uses			
0	0	0	0	0	****		Subtotals:	0	0	0
0	0	0	0	0	****		Fund Cost Center Totals:	0	0	0

Galveston County, Texas

Department Budget History and Budget (Expenditures) with FY-T-D Actuals

2410 Fund: Mosquito Control District Fund
 9999 Department: Budget Projections
 999998 Division: Budget Projections

Current Fiscal Year is 93.4 % Complete

2019 Actual Expenditure	2020 Actual Expenditure	2021 Adopted Budget	2021 Amended Budget	2021 FY-T-D Expenditure	2021 Expenditure Percent	Object	Description	2022 Base Budget	2022 Requested Budget	2022 Adopted Budget
						51	Personnel & Benefits			
0	0	0	0	0	****		Subtotals:	0	0	0
						53	Supplies			
0	0	0	0	0	****		Subtotals:	0	0	0
						54	Other Services and Charges			
0	0	0	0	0	****		Subtotals:	0	0	0
						56	Other Expenses			
0	0	0	0	0	****		Subtotals:	0	0	0
						57	Capital Outlay			
0	0	0	0	0	****		Subtotals:	0	0	0
0	0	0	0	0	****		Fund Cost Center Totals:	0	0	0
1,350,484	1,060,316	1,580,474	1,580,474	876,989	55	Mosquito Control District Fund Totals:		1,564,391	1,640,675	1,603,971

Galveston County, Texas

Department Budget History and Budget (Expenditures) with FY-T-D Actuals

2601 Fund: Beach & Parks Fund
 1721 Department: Fleet Management
 172111 Division: Fleet Mgmt - Galveston

Current Fiscal Year is 93.4 % Complete

2019 Actual Expenditure	2020 Actual Expenditure	2021 Adopted Budget	2021 Amended Budget	2021 FY-T-D Expenditure	2021 Expenditure Percent	Object	Description	2022 Base Budget	2022 Requested Budget	2022 Adopted Budget
						54	Other Services and Charges			
0	0	0	0	0	****		Subtotals:	0	0	0
0	0	0	0	0	****		Fund Cost Center Totals:	0	0	0

Galveston County, Texas

Department Budget History and Budget (Expenditures) with FY-T-D Actuals

2601 Fund: Beach & Parks Fund
5220 Department: Beach and Parks Department
522042 Division: Beach Maintenance

Current Fiscal Year is 93.4 % Complete

2019 Actual Expenditure	2020 Actual Expenditure	2021 Adopted Budget	2021 Amended Budget	2021 FY-T-D Expenditure	2021 Expenditure Percent	Object	Description	2022 Base Budget	2022 Requested Budget	2022 Adopted Budget
						51	Personnel & Benefits			
103,205	105,815	100,038	100,038	93,724	94 %	5100000	Salaries	100,038	100,038	102,823
475	0	0	0	0	****	5112001	Vac/SickLvPyOut	0	0	0
2,640	710	500	500	473	95 %	5116010	Sft Diff	500	500	500
38,904	35,018	95,000	95,000	34,845	37 %	5120001	Seasonal Help	95,000	95,000	95,000
130,366	152,176	180,000	180,000	138,144	77 %	5130000	Overtime	180,000	200,000	200,000
14,449	16,238	18,147	18,147	14,876	82 %	5151000	Cnty Hlth Insur	18,147	18,147	19,584
5,545	5,545	6,493	6,493	5,410	83 %	5151001	Self Insurance	6,493	6,493	3,247
5,927	4,215	5,448	5,448	3,869	71 %	5152102	Medicare FICA	5,448	5,738	5,778
43,327	31,059	33,681	35,196	28,754	82 %	5153000	Pension - TCDRS	34,957	37,449	39,040
31,994	21,990	22,965	24,254	19,997	82 %	5154000	Alternate Plan	22,965	25,984	26,225
595	498	1,302	1,302	482	37 %	5154111	Alt Pln-Nonp Emp	1,302	1,302	1,302
1,389	894	728	728	606	83 %	5155000	UnemplCompens	1,353	1,425	559
1,429	1,429	1,429	1,429	1,190	83 %	5156000	Worker's Compens	0	1,767	436
380,249	375,590	465,731	468,535	342,377	73 %	Subtotals:		466,203	493,843	494,494
						53	Supplies			
984	2,781	1,500	1,500	347	23 %	5310000	Admin Supplies	1,500	1,500	1,500
14,544	12,705	18,000	28,000	20,514	73 %	5310002	Oper Supplies	18,000	40,000	40,000
3,613	1,278	6,000	6,000	612	10 %	5312101	Uniforms	6,000	6,000	6,000
0	0	0	15,000	5,938	40 %	5313100	Clean/Hshld Supp	15,000	15,000	15,000
5,686	660	12,000	12,000	4,259	35 %	5361001	VHMake Ready	12,000	12,000	12,000
24,828	17,426	37,500	62,500	31,673	51 %	Subtotals:		52,500	74,500	74,500
						54	Other Services and Charges			
0	13,792	25,000	0	0	****	5410000	Prof Serv	25,000	25,000	25,000
4,679	1,605	12,000	12,000	9,254	77 %	5423000	M&R Equip	12,000	12,000	12,000
49,497	36,210	60,000	60,000	43,820	73 %	5426100	Equip Other Rntl	60,000	60,000	60,000
108,374	121,753	207,000	217,000	185,780	86 %	5481000	Other ContractSv	207,000	210,000	210,000
4,017	4,582	5,000	5,000	4,243	85 %	5481201	Banking Fees	5,000	5,000	5,000

Galveston County, Texas

Department Budget History and Budget (Expenditures) with FY-T-D Actuals

2601 Fund: Beach & Parks Fund
 5220 Department: Beach and Parks Department
 522042 Division: Beach Maintenance

Current Fiscal Year is 93.4 % Complete

2019 Actual Expenditure	2020 Actual Expenditure	2021 Adopted Budget	2021 Amended Budget	2021 FY-T-D Expenditure	2021 Expenditure Percent	Object	Description	2022 Base Budget	2022 Requested Budget	2022 Adopted Budget
5,770	19,415	24,000	24,000	23,021	96 %	5493100	Marketing and Ad	24,000	24,000	24,000
620	560	1,040	1,040	949	91 %	5496100	Travel and Confe	1,040	1,300	1,300
172,957	197,920	334,040	319,040	267,069	84 %		Subtotals:	334,040	337,300	337,300
						56	Other Expenses			
0	0	0	0	0	****		Subtotals:	0	0	0
						57	Capital Outlay			
379,985	1,344,317	0	0	0	****	5721000	Buildings	0	0	0
0	0	140,000	140,000	0	0 %	5730000	Imp Oth Bldg	140,000	170,000	170,000
203,596	160,165	65,000	55,000	0	0 %	5742000	Heavy Equipment	65,000	185,000	185,000
70,577	43,000	75,000	153,000	49,792	33 %	5743000	Vehicles	75,000	78,000	0
654,159	1,547,483	280,000	348,000	49,792	14 %		Subtotals:	280,000	433,000	355,000
1,232,195	2,138,420	1,117,271	1,198,075	690,912	58 %		Fund Cost Center Totals:	1,132,743	1,338,643	1,261,294

Galveston County, Texas

Department Budget History and Budget (Expenditures) with FY-T-D Actuals

2601 Fund: Beach & Parks Fund
 5220 Department: Beach and Parks Department
 522081 Division: Rollover Pass

Current Fiscal Year is 93.4 % Complete

2019 Actual Expenditure	2020 Actual Expenditure	2021 Adopted Budget	2021 Amended Budget	2021 FY-T-D Expenditure	2021 Expenditure Percent	Object	Description	2022 Base Budget	2022 Requested Budget	2022 Adopted Budget
						57	Capital Outlay			
51,350	100,572	0	198,671	90	0 %	5711000	Land	198,671	198,671	198,671
51,350	100,572	0	198,671	90	0 %		Subtotals:	198,671	198,671	198,671
51,350	100,572	0	198,671	90	0 %		Fund Cost Center Totals:	198,671	198,671	198,671

Galveston County, Texas

Department Budget History and Budget (Expenditures) with FY-T-D Actuals

2601 Fund: Beach & Parks Fund
 9201 Department: Transfers and Reserves
 920180 Division: Fund Balance Reserves

Current Fiscal Year is 93.4 % Complete

2019 Actual Expenditure	2020 Actual Expenditure	2021 Adopted Budget	2021 Amended Budget	2021 FY-T-D Expenditure	2021 Expenditure Percent	Object	Description	2022 Base Budget	2022 Requested Budget	2022 Adopted Budget
						51	Personnel & Benefits			
0	0	0	0	0	****		Subtotals:	0	0	0
						59	Other Financing Uses			
0	0	800,000	719,196	0	0 %	5930000	Bdgeted Rsvrs	800,000	800,000	800,000
0	0	800,000	719,196	0	0 %		Subtotals:	800,000	800,000	800,000
0	0	800,000	719,196	0	0 %		Fund Cost Center Totals:	800,000	800,000	800,000

Galveston County, Texas

Department Budget History and Budget (Expenditures) with FY-T-D Actuals

2601 Fund: Beach & Parks Fund
 9210 Department: Interfund Oper Transfers Out
 921010 Division: Transfers & Reserves

Current Fiscal Year is 93.4 % Complete

2019 Actual Expenditure	2020 Actual Expenditure	2021 Adopted Budget	2021 Amended Budget	2021 FY-T-D Expenditure	2021 Expenditure Percent	Object	Description	2022 Base Budget	2022 Requested Budget	2022 Adopted Budget
						56	Other Expenses			
0	0	0	0	0	****		Subtotals:	0	0	0
						59	Other Financing Uses			
0	0	0	0	0	****		Subtotals:	0	0	0
0	0	0	0	0	****		Fund Cost Center Totals:	0	0	0

Galveston County, Texas

Department Budget History and Budget (Expenditures) with FY-T-D Actuals

2601 Fund: Beach & Parks Fund
 9999 Department: Budget Projections
 999998 Division: Budget Projections

Current Fiscal Year is 93.4 % Complete

2019 Actual Expenditure	2020 Actual Expenditure	2021 Adopted Budget	2021 Amended Budget	2021 FY-T-D Expenditure	2021 Expenditure Percent	Object	Description	2022 Base Budget	2022 Requested Budget	2022 Adopted Budget
						51	Personnel & Benefits			
0	0	0	0	0	****		Subtotals:	0	0	0
						53	Supplies			
0	0	0	0	0	****		Subtotals:	0	0	0
						54	Other Services and Charges			
0	0	0	0	0	****		Subtotals:	0	0	0
						56	Other Expenses			
0	0	0	0	0	****		Subtotals:	0	0	0
						57	Capital Outlay			
0	0	0	0	0	****		Subtotals:	0	0	0
0	0	0	0	0	****		Fund Cost Center Totals:	0	0	0
1,283,545	2,238,993	1,917,271	2,115,942	691,002	33 %		Beach & Parks Fund Totals:	2,131,414	2,337,314	2,259,965

Galveston County, Texas

Department Budget History and Budget (Expenditures) with FY-T-D Actuals

2780 Fund: Moody Foundation Grant
 2234 Department: Constable Pct #2
 223401 Division: Const 2 Ballistic Helmets/Tour

Current Fiscal Year is 93.4 % Complete

2019 Actual Expenditure	2020 Actual Expenditure	2021 Adopted Budget	2021 Amended Budget	2021 FY-T-D Expenditure	2021 Expenditure Percent	Object	Description	2022 Base Budget	2022 Requested Budget	2022 Adopted Budget
						53	Supplies			
68,363	0	0	0	0	****	5312101	Uniforms	0	0	0
68,363	0	0	0	0	****		Subtotals:	0	0	0
68,363	0	0	0	0	****		Fund Cost Center Totals:	0	0	0
68,363	0	0	0	0	****		Moody Foundation Grant Totals:	0	0	0

Galveston County, Texas

Department Budget History and Budget (Expenditures) with FY-T-D Actuals

2782 Fund: Wink to Webster Pipeline Grant
 2910 Department: Emergency Management
 291024 Division: Hazards Incident Mgmt Tran

Current Fiscal Year is 93.4 % Complete

2019 Actual Expenditure	2020 Actual Expenditure	2021 Adopted Budget	2021 Amended Budget	2021 FY-T-D Expenditure	2021 Expenditure Percent	Object	Description	2022 Base Budget	2022 Requested Budget	2022 Adopted Budget
						54	Other Services and Charges			
0	0	0	0	0	****		Subtotals:	0	0	0
							Fund Cost Center Totals:	0	0	0
0	0	0	0	0	****		Wink to Webster Pipeline Grant	0	0	0

Galveston County, Texas

Department Budget History and Budget (Expenditures) with FY-T-D Actuals

3014 Fund: UnltdTax Rd Bds Sr 2017
 3151 Department: Highways & Roads Special Proj
 315131 Division: Bel Road-Kemah

Current Fiscal Year is 93.4 % Complete

2019 Actual Expenditure	2020 Actual Expenditure	2021 Adopted Budget	2021 Amended Budget	2021 FY-T-D Expenditure	2021 Expenditure Percent	Object	Description	2022 Base Budget	2022 Requested Budget	2022 Adopted Budget
						54	Other Services and Charges			
985,904	285,409	0	0	0	****	5481000	Other ContractSv	0	0	0
985,904	285,409	0	0	0	****		Subtotals:	0	0	0
985,904	285,409	0	0	0	****		Fund Cost Center Totals:	0	0	0

Galveston County, Texas

Department Budget History and Budget (Expenditures) with FY-T-D Actuals

3014 Fund: UnltdTax Rd Bds Sr 2017
 3151 Department: Highways & Roads Special Proj
 315132 Division: Texas Ave-14th N to 6th N

Current Fiscal Year is 93.4 % Complete

2019 Actual Expenditure	2020 Actual Expenditure	2021 Adopted Budget	2021 Amended Budget	2021 FY-T-D Expenditure	2021 Expenditure Percent	Object	Description	2022 Base Budget	2022 Requested Budget	2022 Adopted Budget
						54	Other Services and Charges			
374,780	205,126	0	0	2,842	****	5410000	Prof Serv	0	0	0
0	4,074,810	0	0	129,035	****	5481000	Other ContractSv	0	0	0
374,780	4,279,937	0	0	131,878	****	Subtotals:		0	0	0
374,780	4,279,937	0	0	131,878	****	Fund Cost Center Totals:		0	0	0

Galveston County, Texas

Department Budget History and Budget (Expenditures) with FY-T-D Actuals

3014 Fund: UnltdTax Rd Bds Sr 2017
 3151 Department: Highways & Roads Special Proj
 315133 Division: Century Blvd-Sea Lion Tech to

Current Fiscal Year is 93.4 % Complete

2019 Actual Expenditure	2020 Actual Expenditure	2021 Adopted Budget	2021 Amended Budget	2021 FY-T-D Expenditure	2021 Expenditure Percent	Object	Description	2022 Base Budget	2022 Requested Budget	2022 Adopted Budget
						54	Other Services and Charges			
209,186	57,687	0	0	95,823	****	5410000	Prof Serv	0	0	0
209,186	57,687	0	0	95,823	****		Subtotals:	0	0	0
209,186	57,687	0	0	95,823	****		Fund Cost Center Totals:	0	0	0

Galveston County, Texas

Department Budget History and Budget (Expenditures) with FY-T-D Actuals

3014 Fund: UnltdTax Rd Bds Sr 2017
 3151 Department: Highways & Roads Special Proj
 315134 Division: Dror Avenue-CL Shores

Current Fiscal Year is 93.4 % Complete

2019 Actual Expenditure	2020 Actual Expenditure	2021 Adopted Budget	2021 Amended Budget	2021 FY-T-D Expenditure	2021 Expenditure Percent	Object	Description	2022 Base Budget	2022 Requested Budget	2022 Adopted Budget
						54	Other Services and Charges			
58,274	107,121	0	-379	6,776	-1788 %	5410000	Prof Serv	0	0	0
58,274	107,121	0	-379	6,776	-1788 %		Subtotals:	0	0	0
58,274	107,121	0	-379	6,776	-1788 %		Fund Cost Center Totals:	0	0	0

Galveston County, Texas

Department Budget History and Budget (Expenditures) with FY-T-D Actuals

3014 Fund: UnltdTax Rd Bds Sr 2017
 3151 Department: Highways & Roads Special Proj
 315135 Division: Friendswood Lakes Blvd

Current Fiscal Year is 93.4 % Complete

2019 Actual Expenditure	2020 Actual Expenditure	2021 Adopted Budget	2021 Amended Budget	2021 FY-T-D Expenditure	2021 Expenditure Percent	Object	Description	2022 Base Budget	2022 Requested Budget	2022 Adopted Budget
						54	Other Services and Charges			
437,623	94,568	0	0	179,628	****	5410000	Prof Serv	0	0	0
0	0	0	29,390	3,962,190	13481 %	5481000	Other ContractSv	0	0	0
0	423	0	0	0	****	5493100	Marketing and Ad	0	0	0
437,623	94,992	0	29,390	4,141,818	14093 %	Subtotals:		0	0	0
437,623	94,992	0	29,390	4,141,818	14093 %	Fund Cost Center Totals:		0	0	0

Galveston County, Texas

Department Budget History and Budget (Expenditures) with FY-T-D Actuals

3014 Fund: UnltdTax Rd Bds Sr 2017
 3151 Department: Highways & Roads Special Proj
 315143 Division: Bayou Vista Road Projects

Current Fiscal Year is 93.4 % Complete

2019 Actual Expenditure	2020 Actual Expenditure	2021 Adopted Budget	2021 Amended Budget	2021 FY-T-D Expenditure	2021 Expenditure Percent	Object	Description	2022 Base Budget	2022 Requested Budget	2022 Adopted Budget
						54	Other Services and Charges			
0	130,588	0	0	35,745	****	5410000	Prof Serv	0	0	0
0	0	0	288,190	247,775	86 %	5481000	Other ContractSv	288,190	0	0
0	0	0	-34	465	-1340 %	5493100	Marketing and Ad	0	0	0
0	130,588	0	288,156	283,985	99 %		Subtotals:	288,190	0	0
0	130,588	0	288,156	283,985	99 %		Fund Cost Center Totals:	288,190	0	0

Galveston County, Texas

Department Budget History and Budget (Expenditures) with FY-T-D Actuals

3014 Fund: UnltdTax Rd Bds Sr 2017
 3151 Department: Highways & Roads Special Proj
 315148 Division: Hitchcock Roads Projects

Current Fiscal Year is 93.4 % Complete

2019 Actual Expenditure	2020 Actual Expenditure	2021 Adopted Budget	2021 Amended Budget	2021 FY-T-D Expenditure	2021 Expenditure Percent	Object	Description	2022 Base Budget	2022 Requested Budget	2022 Adopted Budget
						54	Other Services and Charges			
0	144,084	0	0	96,626	****	5410000	Prof Serv	0	0	0
0	0	0	539,097	933,725	173 %	5481000	Other ContractSv	539,097	0	0
0	448	0	98	0	0 %	5493100	Marketing and Ad	98	0	0
0	144,532	0	539,196	1,030,351	191 %		Subtotals:	539,196	0	0
0	144,532	0	539,196	1,030,351	191 %		Fund Cost Center Totals:	539,196	0	0

Galveston County, Texas

Department Budget History and Budget (Expenditures) with FY-T-D Actuals

3014 Fund: UnltdTax Rd Bds Sr 2017
 3151 Department: Highways & Roads Special Proj
 315149 Division: Jamaica Beach Various Rds

Current Fiscal Year is 93.4 % Complete

2019 Actual Expenditure	2020 Actual Expenditure	2021 Adopted Budget	2021 Amended Budget	2021 FY-T-D Expenditure	2021 Expenditure Percent	Object	Description	2022 Base Budget	2022 Requested Budget	2022 Adopted Budget
						54	Other Services and Charges			
0	119,578	0	0	2,929	****	5410000	Prof Serv	0	0	0
0	119,578	0	0	2,929	****	Subtotals:		0	0	0
0	119,578	0	0	2,929	****	Fund Cost Center Totals:		0	0	0

Galveston County, Texas

Department Budget History and Budget (Expenditures) with FY-T-D Actuals

3014 Fund: UnltdTax Rd Bds Sr 2017
 3151 Department: Highways & Roads Special Proj
 315150 Division: La Marque Road Projects

Current Fiscal Year is 93.4 % Complete

2019 Actual Expenditure	2020 Actual Expenditure	2021 Adopted Budget	2021 Amended Budget	2021 FY-T-D Expenditure	2021 Expenditure Percent	Object	Description	2022 Base Budget	2022 Requested Budget	2022 Adopted Budget
						54	Other Services and Charges			
0	168,983	0	0	40,091	****	5410000	Prof Serv	0	0	0
0	168,983	0	0	40,091	****	Subtotals:		0	0	0
0	168,983	0	0	40,091	****	Fund Cost Center Totals:		0	0	0

Galveston County, Texas

Department Budget History and Budget (Expenditures) with FY-T-D Actuals

3014 Fund: UnltdTax Rd Bds Sr 2017
 3151 Department: Highways & Roads Special Proj
 315151 Division: Santa Fe – Various Rds

Current Fiscal Year is 93.4 % Complete

2019 Actual Expenditure	2020 Actual Expenditure	2021 Adopted Budget	2021 Amended Budget	2021 FY-T-D Expenditure	2021 Expenditure Percent	Object	Description	2022 Base Budget	2022 Requested Budget	2022 Adopted Budget
						54	Other Services and Charges			
0	88,501	0	4,500	51,716	1149 %	5410000	Prof Serv	4,500	0	0
0	88,501	0	4,500	51,716	1149 %		Subtotals:	4,500	0	0
0	88,501	0	4,500	51,716	1149 %		Fund Cost Center Totals:	4,500	0	0

Galveston County, Texas

Department Budget History and Budget (Expenditures) with FY-T-D Actuals

3014 Fund: UnltdTax Rd Bds Sr 2017
 3151 Department: Highways & Roads Special Proj
 315152 Division: Tiki Island Road Projects

Current Fiscal Year is 93.4 % Complete

2019 Actual Expenditure	2020 Actual Expenditure	2021 Adopted Budget	2021 Amended Budget	2021 FY-T-D Expenditure	2021 Expenditure Percent	Object	Description	2022 Base Budget	2022 Requested Budget	2022 Adopted Budget
						54	Other Services and Charges			
0	145,294	0	5,000	99,517	1990 %	5410000	Prof Serv	0	0	0
0	0	0	1,009,132	1,187,792	118 %	5481000	Other ContractSv	1,009,132	0	0
0	0	0	-48	451	-942 %	5493100	Marketing and Ad	0	0	0
0	145,294	0	1,014,084	1,287,762	127 %		Subtotals:	1,009,132	0	0
0	145,294	0	1,014,084	1,287,762	127 %		Fund Cost Center Totals:	1,009,132	0	0

Galveston County, Texas

Department Budget History and Budget (Expenditures) with FY-T-D Actuals

3014 Fund: UnltdTax Rd Bds Sr 2017
 9201 Department: Transfers and Reserves
 920180 Division: Fund Balance Reserves

Current Fiscal Year is 93.4 % Complete

2019 Actual Expenditure	2020 Actual Expenditure	2021 Adopted Budget	2021 Amended Budget	2021 FY-T-D Expenditure	2021 Expenditure Percent	Object	Description	2022 Base Budget	2022 Requested Budget	2022 Adopted Budget
						59	Other Financing Uses			
0	0	0	0	0	****		Subtotals:	0	0	0
							Fund Cost Center Totals:	0	0	0
2,065,769	5,622,624	0	1,874,947	7,073,132	377 %		UnltdTax Rd Bds Sr 2017 Totals:	1,841,018	0	0

Galveston County, Texas

Department Budget History and Budget (Expenditures) with FY-T-D Actuals

3100 Fund: County Capital Projects Fund
 1261 Department: District Clerk
 126112 Division: Jury Wheel

Current Fiscal Year is 93.4 % Complete

2019 Actual Expenditure	2020 Actual Expenditure	2021 Adopted Budget	2021 Amended Budget	2021 FY-T-D Expenditure	2021 Expenditure Percent	Object	Description	2022 Base Budget	2022 Requested Budget	2022 Adopted Budget
						57	Capital Outlay			
0	0	0	0	0	****		Subtotals:	0	0	0
0	0	0	0	0	****		Fund Cost Center Totals:	0	0	0

Galveston County, Texas

Department Budget History and Budget (Expenditures) with FY-T-D Actuals

3100 Fund: County Capital Projects Fund
1591 Department: Information Technology
159101 Division: OnBase

Current Fiscal Year is 93.4 % Complete

2019 Actual Expenditure	2020 Actual Expenditure	2021 Adopted Budget	2021 Amended Budget	2021 FY-T-D Expenditure	2021 Expenditure Percent	Object	Description	2022 Base Budget	2022 Requested Budget	2022 Adopted Budget
						54	Other Services and Charges			
0	8,000	0	0	0	****	5419301	Software Licensi	0	0	0
157,415	21,953	0	0	7,141	****	5481000	Other ContractSv	0	0	0
157,415	29,953	0	0	7,141	****		Subtotals:	0	0	0
						57	Capital Outlay			
0	0	0	0	0	****		Subtotals:	0	0	0
157,415	29,953	0	0	7,141	****		Fund Cost Center Totals:	0	0	0

Galveston County, Texas

Department Budget History and Budget (Expenditures) with FY-T-D Actuals

3100 Fund: County Capital Projects Fund
1591 Department: Information Technology
159102 Division: Sharepoint

Current Fiscal Year is 93.4 % Complete

2019 Actual Expenditure	2020 Actual Expenditure	2021 Adopted Budget	2021 Amended Budget	2021 FY-T-D Expenditure	2021 Expenditure Percent	Object	Description	2022 Base Budget	2022 Requested Budget	2022 Adopted Budget
						54	Other Services and Charges			
58,503	81,363	205,000	5,000	66,694	1334 %	5481000	Other ContractSv	205,000	0	0
58,503	81,363	205,000	5,000	66,694	1334 %		Subtotals:	205,000	0	0
						57	Capital Outlay			
0	0	0	0	0	****		Subtotals:	0	0	0
58,503	81,363	205,000	5,000	66,694	1334 %		Fund Cost Center Totals:	205,000	0	0

Galveston County, Texas

Department Budget History and Budget (Expenditures) with FY-T-D Actuals

3100 Fund: County Capital Projects Fund
1591 Department: Information Technology
159103 Division: Odyssey

Current Fiscal Year is 93.4 % Complete

2019 Actual Expenditure	2020 Actual Expenditure	2021 Adopted Budget	2021 Amended Budget	2021 FY-T-D Expenditure	2021 Expenditure Percent	Object	Description	2022 Base Budget	2022 Requested Budget	2022 Adopted Budget
						53	Supplies			
0	0	5,000	5,000	0	0 %	5310001	ExtraordinarySpl	5,000	0	0
0	0	5,000	5,000	0	0 %		Subtotals:	5,000	0	0
						54	Other Services and Charges			
0	0	52,000	52,000	0	0 %	5481000	Other ContractSv	52,000	0	0
0	0	52,000	52,000	0	0 %		Subtotals:	52,000	0	0
						57	Capital Outlay			
0	0	0	0	0	****		Subtotals:	0	0	0
0	0	57,000	57,000	0	0 %		Fund Cost Center Totals:	57,000	0	0

Galveston County, Texas

Department Budget History and Budget (Expenditures) with FY-T-D Actuals

3100 Fund: County Capital Projects Fund
1591 Department: Information Technology
159104 Division: OneSolution

Current Fiscal Year is 93.4 % Complete

2019 Actual Expenditure	2020 Actual Expenditure	2021 Adopted Budget	2021 Amended Budget	2021 FY-T-D Expenditure	2021 Expenditure Percent	Object	Description	2022 Base Budget	2022 Requested Budget	2022 Adopted Budget
						53	Supplies			
0	8,915	0	0	0	****	5310001	ExtraordinarySpl	0	0	0
0	8,915	0	0	0	****		Subtotals:	0	0	0
						54	Other Services and Charges			
0	0	0	0	0	****		Subtotals:	0	0	0
						57	Capital Outlay			
8,340	1,640	0	0	2,880	****	5784000	CIP Tech Project	0	0	0
8,340	1,640	0	0	2,880	****		Subtotals:	0	0	0
8,340	10,555	0	0	2,880	****		Fund Cost Center Totals:	0	0	0

Galveston County, Texas

Department Budget History and Budget (Expenditures) with FY-T-D Actuals

3100 Fund: County Capital Projects Fund
1591 Department: Information Technology
159106 Division: Desktop Refresh

Current Fiscal Year is 93.4 % Complete

2019 Actual Expenditure	2020 Actual Expenditure	2021 Adopted Budget	2021 Amended Budget	2021 FY-T-D Expenditure	2021 Expenditure Percent	Object	Description	2022 Base Budget	2022 Requested Budget	2022 Adopted Budget
						53	Supplies			
0	0	100,000	100,000	84,324	84 %	5310001	ExtraordinarySpl	100,000	0	0
0	0	100,000	100,000	84,324	84 %		Subtotals:	100,000	0	0
						57	Capital Outlay			
0	0	0	0	0	****		Subtotals:	0	0	0
0	0	100,000	100,000	84,324	84 %		Fund Cost Center Totals:	100,000	0	0

Galveston County, Texas

Department Budget History and Budget (Expenditures) with FY-T-D Actuals

3100 Fund: County Capital Projects Fund
1591 Department: Information Technology
159108 Division: Audiovisual

Current Fiscal Year is 93.4 % Complete

2019 Actual Expenditure	2020 Actual Expenditure	2021 Adopted Budget	2021 Amended Budget	2021 FY-T-D Expenditure	2021 Expenditure Percent	Object	Description	2022 Base Budget	2022 Requested Budget	2022 Adopted Budget
						53	Supplies			
23,815	50,491	0	0	2,091	****	5310001	ExtraordinarySpl	0	0	0
23,815	50,491	0	0	2,091	****		Subtotals:	0	0	0
						54	Other Services and Charges			
0	0	0	0	5,610	****	5423000	M&R Equip	0	0	0
11,358	0	0	0	0	****	5481000	Other ContractSv	0	0	0
11,358	0	0	0	5,610	****		Subtotals:	0	0	0
						57	Capital Outlay			
0	13,999	0	0	0	****	5745000	Tech Hardware	0	0	0
0	13,999	0	0	0	****		Subtotals:	0	0	0
35,173	64,490	0	0	7,701	****		Fund Cost Center Totals:	0	0	0

Galveston County, Texas

Department Budget History and Budget (Expenditures) with FY-T-D Actuals

3100 Fund: County Capital Projects Fund
1591 Department: Information Technology
159109 Division: DR Storage

Current Fiscal Year is 93.4 % Complete

2019 Actual Expenditure	2020 Actual Expenditure	2021 Adopted Budget	2021 Amended Budget	2021 FY-T-D Expenditure	2021 Expenditure Percent	Object	Description	2022 Base Budget	2022 Requested Budget	2022 Adopted Budget
						53	Supplies			
13,507	139	0	0	0	****	5310001	ExtraordinarySpl	0	0	0
13,507	139	0	0	0	****		Subtotals:	0	0	0
						57	Capital Outlay			
397,876	0	190,000	190,000	0	0 %	5745000	Tech Hardware	190,000	0	0
196,017	0	100,000	100,000	0	0 %	5746000	Software	100,000	0	0
593,894	0	290,000	290,000	0	0 %		Subtotals:	290,000	0	0
607,401	139	290,000	290,000	0	0 %		Fund Cost Center Totals:	290,000	0	0

Galveston County, Texas

Department Budget History and Budget (Expenditures) with FY-T-D Actuals

3100 Fund: County Capital Projects Fund
1591 Department: Information Technology
159110 Division: Network Update

Current Fiscal Year is 93.4 % Complete

2019 Actual Expenditure	2020 Actual Expenditure	2021 Adopted Budget	2021 Amended Budget	2021 FY-T-D Expenditure	2021 Expenditure Percent	Object	Description	2022 Base Budget	2022 Requested Budget	2022 Adopted Budget
						53	Supplies			
72,943	56,650	0	0	186,484	****	5310001	ExtraordinarySpl	0	0	0
72,943	56,650	0	0	186,484	****		Subtotals:	0	0	0
						57	Capital Outlay			
466,120	113,537	300,000	300,000	340,845	114 %	5745000	Tech Hardware	300,000	0	0
0	0	150,000	150,000	145,518	97 %	5746000	Software	150,000	0	0
466,120	113,537	450,000	450,000	486,364	108 %		Subtotals:	450,000	0	0
539,063	170,188	450,000	450,000	672,848	150 %		Fund Cost Center Totals:	450,000	0	0

Galveston County, Texas

Department Budget History and Budget (Expenditures) with FY-T-D Actuals

3100 Fund: County Capital Projects Fund
1591 Department: Information Technology
159112 Division: Network Enterprise Agreement

Current Fiscal Year is 93.4 % Complete

2019 Actual Expenditure	2020 Actual Expenditure	2021 Adopted Budget	2021 Amended Budget	2021 FY-T-D Expenditure	2021 Expenditure Percent	Object	Description	2022 Base Budget	2022 Requested Budget	2022 Adopted Budget
						54	Other Services and Charges			
682,000	2,032,615	0	-0	0	0 %	5419301	Software Licensi	0	0	0
682,000	2,032,615	0	-0	0	0 %		Subtotals:	0	0	0
682,000	2,032,615	0	-0	0	0 %		Fund Cost Center Totals:	0	0	0

Galveston County, Texas

Department Budget History and Budget (Expenditures) with FY-T-D Actuals

3100 Fund: County Capital Projects Fund
1591 Department: Information Technology
159114 Division: Agenda System

Current Fiscal Year is 93.4 % Complete

2019 Actual Expenditure	2020 Actual Expenditure	2021 Adopted Budget	2021 Amended Budget	2021 FY-T-D Expenditure	2021 Expenditure Percent	Object	Description	2022 Base Budget	2022 Requested Budget	2022 Adopted Budget
						54	Other Services and Charges			
0	0	0	200,000	0	0 %	5481000	Other ContractSv	200,000	0	0
0	0	0	200,000	0	0 %		Subtotals:	200,000	0	0
0	0	0	200,000	0	0 %		Fund Cost Center Totals:	200,000	0	0

Galveston County, Texas

Department Budget History and Budget (Expenditures) with FY-T-D Actuals

3100 Fund: County Capital Projects Fund
1591 Department: Information Technology
159133 Division: Phone System

Current Fiscal Year is 93.4 % Complete

2019 Actual Expenditure	2020 Actual Expenditure	2021 Adopted Budget	2021 Amended Budget	2021 FY-T-D Expenditure	2021 Expenditure Percent	Object	Description	2022 Base Budget	2022 Requested Budget	2022 Adopted Budget
						53	Supplies			
0	0	0	0	25	****	5310001	ExtraordinarySpl	0	0	0
0	0	0	0	25	****		Subtotals:	0	0	0
						54	Other Services and Charges			
0	0	70,000	70,000	0	0 %	5410000	Prof Serv	70,000	0	0
0	0	70,000	70,000	0	0 %		Subtotals:	70,000	0	0
						57	Capital Outlay			
19,500	0	600,000	600,000	201,866	34 %	5746000	Software	600,000	0	0
19,500	0	600,000	600,000	201,866	34 %		Subtotals:	600,000	0	0
19,500	0	670,000	670,000	201,891	30 %		Fund Cost Center Totals:	670,000	0	0

Galveston County, Texas

Department Budget History and Budget (Expenditures) with FY-T-D Actuals

3100 Fund: County Capital Projects Fund
1591 Department: Information Technology
159135 Division: Time and Attendance

Current Fiscal Year is 93.4 % Complete

2019 Actual Expenditure	2020 Actual Expenditure	2021 Adopted Budget	2021 Amended Budget	2021 FY-T-D Expenditure	2021 Expenditure Percent	Object	Description	2022 Base Budget	2022 Requested Budget	2022 Adopted Budget
						53	Supplies			
5,826	0	0	0	0	****	5310001	ExtraordinarySpl	0	0	0
5,826	0	0	0	0	****		Subtotals:	0	0	0
						54	Other Services and Charges			
8,000	0	10,000	10,000	0	0 %	5481000	Other ContractSv	10,000	0	0
8,000	0	10,000	10,000	0	0 %		Subtotals:	10,000	0	0
13,826	0	10,000	10,000	0	0 %		Fund Cost Center Totals:	10,000	0	0

Galveston County, Texas

Department Budget History and Budget (Expenditures) with FY-T-D Actuals

3100 Fund: County Capital Projects Fund
1591 Department: Information Technology
159136 Division: Law Enforcement Infrastructure

Current Fiscal Year is 93.4 % Complete

2019 Actual Expenditure	2020 Actual Expenditure	2021 Adopted Budget	2021 Amended Budget	2021 FY-T-D Expenditure	2021 Expenditure Percent	Object	Description	2022 Base Budget	2022 Requested Budget	2022 Adopted Budget
						57	Capital Outlay			
56,365	0	0	0	0	****	5745000	Tech Hardware	0	0	0
147,207	0	0	0	0	****	5746000	Software	0	0	0
203,573	0	0	0	0	****	Subtotals:		0	0	0
203,573	0	0	0	0	****	Fund Cost Center Totals:		0	0	0

Galveston County, Texas

Department Budget History and Budget (Expenditures) with FY-T-D Actuals

3100 Fund: County Capital Projects Fund
9201 Department: Transfers and Reserves
920180 Division: Fund Balance Reserves

Current Fiscal Year is 93.4 % Complete

2019 Actual Expenditure	2020 Actual Expenditure	2021 Adopted Budget	2021 Amended Budget	2021 FY-T-D Expenditure	2021 Expenditure Percent	Object	Description	2022 Base Budget	2022 Requested Budget	2022 Adopted Budget
						59	Other Financing Uses			
0	0	0	0	0	****		Subtotals:	0	0	0
0	0	0	0	0	****		Fund Cost Center Totals:	0	0	0

Galveston County, Texas

Department Budget History and Budget (Expenditures) with FY-T-D Actuals

3100 Fund: County Capital Projects Fund
9210 Department: Interfund Oper Transfers Out
921010 Division: Transfers & Reserves

Current Fiscal Year is 93.4 % Complete

2019 Actual Expenditure	2020 Actual Expenditure	2021 Adopted Budget	2021 Amended Budget	2021 FY-T-D Expenditure	2021 Expenditure Percent	Object	Description	2022 Base Budget	2022 Requested Budget	2022 Adopted Budget
						59	Other Financing Uses			
0	0	0	0	0	****		Subtotals:	0	0	0
0	0	0	0	0	****		Fund Cost Center Totals:	0	0	0
2,324,797	2,389,307	1,782,000	1,781,999	1,043,482			59 %County Capital Projects Fund Totals:	1,982,000	0	0

Galveston County, Texas

Department Budget History and Budget (Expenditures) with FY-T-D Actuals

3101 Fund: Capital Replenishment
1701 Department: Facilities Services
170100 Division: Facilities Srvs & Maintenance

Current Fiscal Year is 93.4 % Complete

2019 Actual Expenditure	2020 Actual Expenditure	2021 Adopted Budget	2021 Amended Budget	2021 FY-T-D Expenditure	2021 Expenditure Percent	Object	Description	2022 Base Budget	2022 Requested Budget	2022 Adopted Budget
						57	Capital Outlay			
0	0	0	0	0	****		Subtotals:	0	0	0
0	0	0	0	0	****		Fund Cost Center Totals:	0	0	0

Galveston County, Texas

Department Budget History and Budget (Expenditures) with FY-T-D Actuals

3101 Fund: Capital Replenishment
 5220 Department: Beach and Parks Department
 522020 Division: Parks

Current Fiscal Year is 93.4 % Complete

2019 Actual Expenditure	2020 Actual Expenditure	2021 Adopted Budget	2021 Amended Budget	2021 FY-T-D Expenditure	2021 Expenditure Percent	Object	Description	2022 Base Budget	2022 Requested Budget	2022 Adopted Budget
						57	Capital Outlay			
0	0	0	0	0	****		Subtotals:	0	0	0
0	0	0	0	0	****		Fund Cost Center Totals:	0	0	0

Galveston County, Texas

Department Budget History and Budget (Expenditures) with FY-T-D Actuals

3101 Fund: Capital Replenishment
 9201 Department: Transfers and Reserves
 920180 Division: Fund Balance Reserves

Current Fiscal Year is 93.4 % Complete

2019 Actual Expenditure	2020 Actual Expenditure	2021 Adopted Budget	2021 Amended Budget	2021 FY-T-D Expenditure	2021 Expenditure Percent	Object	Description	2022 Base Budget	2022 Requested Budget	2022 Adopted Budget
						59	Other Financing Uses			
0	0	0	0	0	****	5930000	Bdgeted Rsvrs	0	0	1,500,000
0	0	0	0	0	****		Subtotals:	0	0	1,500,000
0	0	0	0	0	****		Fund Cost Center Totals:	0	0	1,500,000

Galveston County, Texas

Department Budget History and Budget (Expenditures) with FY-T-D Actuals

3101 Fund: Capital Replenishment
9210 Department: Interfund Oper Transfers Out
921010 Division: Transfers & Reserves

Current Fiscal Year is 93.4 % Complete

2019 Actual Expenditure	2020 Actual Expenditure	2021 Adopted Budget	2021 Amended Budget	2021 FY-T-D Expenditure	2021 Expenditure Percent	Object	Description	2022 Base Budget	2022 Requested Budget	2022 Adopted Budget
						59	Other Financing Uses			
0	0	0	0	0	****		Subtotals:	0	0	0
							Fund Cost Center Totals:	0	0	0
0	0	0	0	0	****		Capital Replenishment Totals:	0	0	1,500,000

Galveston County, Texas

Department Budget History and Budget (Expenditures) with FY-T-D Actuals

3120 Fund: Limited Tax Cnty Bldg Bds Sr09
 1790 Department: Administration
 179010 Division: Administration Costs

Current Fiscal Year is 93.4 % Complete

2019 Actual Expenditure	2020 Actual Expenditure	2021 Adopted Budget	2021 Amended Budget	2021 FY-T-D Expenditure	2021 Expenditure Percent	Object	Description	2022 Base Budget	2022 Requested Budget	2022 Adopted Budget
						51	Personnel & Benefits			
0	0	0	0	0	****		Subtotals:	0	0	0
						54	Other Services and Charges			
0	0	0	0	0	****		Subtotals:	0	0	0
						57	Capital Outlay			
0	0	0	0	0	****		Subtotals:	0	0	0
0	0	0	0	0	****		Fund Cost Center Totals:	0	0	0

Galveston County, Texas

Department Budget History and Budget (Expenditures) with FY-T-D Actuals

3120 Fund: Limited Tax Cnty Bldg Bds Sr09
 1791 Department: Bldgs Major Improv
 179119 Division: Ag Extension Svc at Carbide Pk

Current Fiscal Year is 93.4 % Complete

2019 Actual Expenditure	2020 Actual Expenditure	2021 Adopted Budget	2021 Amended Budget	2021 FY-T-D Expenditure	2021 Expenditure Percent	Object	Description	2022 Base Budget	2022 Requested Budget	2022 Adopted Budget
						57	Capital Outlay			
0	0	0	0	0	****		Subtotals:	0	0	0
0	0	0	0	0	****		Fund Cost Center Totals:	0	0	0

Galveston County, Texas

Department Budget History and Budget (Expenditures) with FY-T-D Actuals

3120 Fund: Limited Tax Cnty Bldg Bds Sr09
 1791 Department: Bldgs Major Improv
 179135 Division: Mid-County Annex

Current Fiscal Year is 93.4 % Complete

2019 Actual Expenditure	2020 Actual Expenditure	2021 Adopted Budget	2021 Amended Budget	2021 FY-T-D Expenditure	2021 Expenditure Percent	Object	Description	2022 Base Budget	2022 Requested Budget	2022 Adopted Budget
						57	Capital Outlay			
0	0	0	0	0	****		Subtotals:	0	0	0
0	0	0	0	0	****		Fund Cost Center Totals:	0	0	0

Galveston County, Texas

Department Budget History and Budget (Expenditures) with FY-T-D Actuals

3120 Fund: Limited Tax Cnty Bldg Bds Sr09
 1791 Department: Bldgs Major Improv
 179136 Division: Records Storage Bldg

Current Fiscal Year is 93.4 % Complete

2019 Actual Expenditure	2020 Actual Expenditure	2021 Adopted Budget	2021 Amended Budget	2021 FY-T-D Expenditure	2021 Expenditure Percent	Object	Description	2022 Base Budget	2022 Requested Budget	2022 Adopted Budget
						51	Personnel & Benefits			
0	0	0	0	0	****		Subtotals:	0	0	0
						57	Capital Outlay			
0	0	0	-175,362	0	0 %	5722000	Building Improve	0	0	0
0	0	0	-175,362	0	0 %		Subtotals:	0	0	0
0	0	0	-175,362	0	0 %		Fund Cost Center Totals:	0	0	0

Galveston County, Texas

Department Budget History and Budget (Expenditures) with FY-T-D Actuals

3120 Fund: Limited Tax Cnty Bldg Bds Sr09
 1791 Department: Bldgs Major Improv
 179137 Division: North County Annex

Current Fiscal Year is 93.4 % Complete

2019 Actual Expenditure	2020 Actual Expenditure	2021 Adopted Budget	2021 Amended Budget	2021 FY-T-D Expenditure	2021 Expenditure Percent	Object	Description	2022 Base Budget	2022 Requested Budget	2022 Adopted Budget
						57	Capital Outlay			
0	0	0	0	0	****		Subtotals:	0	0	0
0	0	0	0	0	****		Fund Cost Center Totals:	0	0	0

Galveston County, Texas

Department Budget History and Budget (Expenditures) with FY-T-D Actuals

3120 Fund: Limited Tax Cnty Bldg Bds Sr09
 1793 Department: Building Construction
 179331 Division: Animal Resource Center

Current Fiscal Year is 93.4 % Complete

2019 Actual Expenditure	2020 Actual Expenditure	2021 Adopted Budget	2021 Amended Budget	2021 FY-T-D Expenditure	2021 Expenditure Percent	Object	Description	2022 Base Budget	2022 Requested Budget	2022 Adopted Budget
						57	Capital Outlay			
0	0	0	0	0	****		Subtotals:	0	0	0
0	0	0	0	0	****		Fund Cost Center Totals:	0	0	0

Galveston County, Texas

Department Budget History and Budget (Expenditures) with FY-T-D Actuals

3120 Fund: Limited Tax Cnty Bldg Bds Sr09
 1793 Department: Building Construction
 179333 Division: Llewellyn Building

Current Fiscal Year is 93.4 % Complete

2019 Actual Expenditure	2020 Actual Expenditure	2021 Adopted Budget	2021 Amended Budget	2021 FY-T-D Expenditure	2021 Expenditure Percent	Object	Description	2022 Base Budget	2022 Requested Budget	2022 Adopted Budget
						57	Capital Outlay			
0	0	0	0	0	****		Subtotals:	0	0	0
							Fund Cost Center Totals:	0	0	0
0	0	0	-175,362	0	0 %		Limited Tax Cnty Bldg Bds Sr09	0	0	0

Galveston County, Texas

Department Budget History and Budget (Expenditures) with FY-T-D Actuals

3207 Fund: Lmtd Tax County Bldg Bds 2019
 1793 Department: Building Construction
 179321 Division: Justice Center Expansion

Current Fiscal Year is 93.4 % Complete

2019 Actual Expenditure	2020 Actual Expenditure	2021 Adopted Budget	2021 Amended Budget	2021 FY-T-D Expenditure	2021 Expenditure Percent	Object	Description	2022 Base Budget	2022 Requested Budget	2022 Adopted Budget
						54	Other Services and Charges			
0	0	0	60,000	0	0 %	5410000	Prof Serv	60,000	0	0
0	0	0	60,000	0	0 %		Subtotals:	60,000	0	0
0	0	0	60,000	0	0 %		Fund Cost Center Totals:	60,000	0	0
0	0	0	60,000	0	0 %	Lmtd Tax County Bldg Bds 2019		60,000	0	0

Galveston County, Texas

Department Budget History and Budget (Expenditures) with FY-T-D Actuals

3271 Fund: Parks Dept Capital Projects
 5292 Department: County Parks Facilities
 529215 Division: Bayside Regional Park

Current Fiscal Year is 93.4 % Complete

2019 Actual Expenditure	2020 Actual Expenditure	2021 Adopted Budget	2021 Amended Budget	2021 FY-T-D Expenditure	2021 Expenditure Percent	Object	Description	2022 Base Budget	2022 Requested Budget	2022 Adopted Budget
						57	Capital Outlay			
0	0	0	0	0	****		Subtotals:	0	0	0
							Fund Cost Center Totals:	0	0	0
0	0	0	0	0	****		Parks Dept Capital Projects Totals:	0	0	0

Galveston County, Texas

Department Budget History and Budget (Expenditures) with FY-T-D Actuals

3312 Fund: Unltd Tax Road Bonds Sr 2009
 3121 Department: Road Department
 312111 Division: Non-County Roads

Current Fiscal Year is 93.4 % Complete

2019 Actual Expenditure	2020 Actual Expenditure	2021 Adopted Budget	2021 Amended Budget	2021 FY-T-D Expenditure	2021 Expenditure Percent	Object	Description	2022 Base Budget	2022 Requested Budget	2022 Adopted Budget
						57	Capital Outlay			
0	0	0	-62,704	0	0 %	5731119	FM646/SH6/FM1764	0	0	0
0	0	0	-21,009	0	0 %	5731178	Cty Str-Tiki Isl	0	0	0
0	0	0	-10,569	0	0 %	5731608	Calder Rd Imprv	0	0	0
0	0	0	-94,283	0	0 %		Subtotals:	0	0	0
0	0	0	-94,283	0	0 %		Fund Cost Center Totals:	0	0	0

Galveston County, Texas
Department Budget History and Budget (Expenditures) with FY-T-D Actuals

0	0	0	-94,283	0	0 Unltd Tax Road Bonds Sr 2009 Totals:	0	0	0
---	---	---	---------	---	--	---	---	---

Galveston County, Texas

Department Budget History and Budget (Expenditures) with FY-T-D Actuals

3316 Fund: Cnty Road & Bridge Projects
 3123 Department: Roads,Streets, Etc
 312301 Division: Grand Cay Project

Current Fiscal Year is 93.4 % Complete

2019 Actual Expenditure	2020 Actual Expenditure	2021 Adopted Budget	2021 Amended Budget	2021 FY-T-D Expenditure	2021 Expenditure Percent	Object	Description	2022 Base Budget	2022 Requested Budget	2022 Adopted Budget
						51	Personnel & Benefits			
0	0	0	0	0	****		Subtotals:	0	0	0
						57	Capital Outlay			
0	0	0	-980	0	0 %	5731520	Skyln Dr Proj	0	0	0
0	0	0	-980	0	0 %		Subtotals:	0	0	0
0	0	0	-980	0	0 %		Fund Cost Center Totals:	0	0	0
0	0	0	-980	0	0 %		Cnty Road & Bridge Projects Totals:	0	0	0

Galveston County, Texas

Department Budget History and Budget (Expenditures) with FY-T-D Actuals

3370 Fund: Ltd Tax Flood Control Bds Sr09
 2963 Department: Flood Control/Engineer
 296300 Division: Flood Mitigation

Current Fiscal Year is 93.4 % Complete

2019 Actual Expenditure	2020 Actual Expenditure	2021 Adopted Budget	2021 Amended Budget	2021 FY-T-D Expenditure	2021 Expenditure Percent	Object	Description	2022 Base Budget	2022 Requested Budget	2022 Adopted Budget
						54	Other Services and Charges			
0	153,240	0	0	0	****	5453011	Flood Control Se	0	0	0
0	153,240	0	0	0	****	Subtotals:		0	0	0
0	153,240	0	0	0	****	Fund Cost Center Totals:		0	0	0

Galveston County, Texas

Department Budget History and Budget (Expenditures) with FY-T-D Actuals

3370 Fund: Ltd Tax Flood Control Bds Sr09
 3132 Department: Road/Engineer
 313202 Division: County Flood Control Projects

Current Fiscal Year is 93.4 % Complete

2019 Actual Expenditure	2020 Actual Expenditure	2021 Adopted Budget	2021 Amended Budget	2021 FY-T-D Expenditure	2021 Expenditure Percent	Object	Description	2022 Base Budget	2022 Requested Budget	2022 Adopted Budget
						57	Capital Outlay			
0	0	0	0	0	****		Subtotals:	0	0	0
							Fund Cost Center Totals:	0	0	0
0	153,240	0	0	0	****		Ltd Tax Flood Control Bds Sr09	0	0	0

Galveston County, Texas

Department Budget History and Budget (Expenditures) with FY-T-D Actuals

4014 Fund: UnltdTax Rd Refd Bds Sr 2017
 8108 Department: Debt Serv-Refd/Defeased Bonds
 810819 Division: UnltdTax Rd Refd Bds Sr 2017

Current Fiscal Year is 93.4 % Complete

2019 Actual Expenditure	2020 Actual Expenditure	2021 Adopted Budget	2021 Amended Budget	2021 FY-T-D Expenditure	2021 Expenditure Percent	Object	Description	2022 Base Budget	2022 Requested Budget	2022 Adopted Budget
						58	Debt Service			
3,415,000	3,605,000	3,810,000	3,810,000	3,810,000	100 %	5810000	Debt Service - P	3,810,000	4,030,000	4,030,000
3,110,150	2,969,750	2,821,450	2,821,450	2,821,450	100 %	5820010	Debt Service - I	2,821,450	2,664,650	2,664,650
0	0	500	500	0	0 %	5850000	Paying Agt Fees	500	500	500
6,525,150	6,574,750	6,631,950	6,631,950	6,631,450	100 %		Subtotals:	6,631,950	6,695,150	6,695,150
						59	Other Financing Uses			
0	0	0	0	0	****		Subtotals:	0	0	0
6,525,150	6,574,750	6,631,950	6,631,950	6,631,450	100 %		Fund Cost Center Totals:	6,631,950	6,695,150	6,695,150

Galveston County, Texas

Department Budget History and Budget (Expenditures) with FY-T-D Actuals

4014 Fund: UnltdTax Rd Refd Bds Sr 2017
 9210 Department: Interfund Oper Transfers Out
 921010 Division: Transfers & Reserves

Current Fiscal Year is 93.4 % Complete

2019 Actual Expenditure	2020 Actual Expenditure	2021 Adopted Budget	2021 Amended Budget	2021 FY-T-D Expenditure	2021 Expenditure Percent	Object	Description	2022 Base Budget	2022 Requested Budget	2022 Adopted Budget
						59	Other Financing Uses			
0	0	0	0	0	****		Subtotals:	0	0	0
0	0	0	0	0	****		Fund Cost Center Totals:	0	0	0
6,525,150	6,574,750	6,631,950	6,631,950	6,631,450	100 %		UnltdTax Rd Refd Bds Sr 2017 Totals:	6,631,950	6,695,150	6,695,150

Galveston County, Texas

Department Budget History and Budget (Expenditures) with FY-T-D Actuals

4015 Fund: LtdTax Fld Crtl RfdBds Sr 2017
 8108 Department: Debt Serv-Refd/Defeased Bonds
 810820 Division: LtdTax Fld Crtl RfdBds Sr 2017

Current Fiscal Year is 93.4 % Complete

2019 Actual Expenditure	2020 Actual Expenditure	2021 Adopted Budget	2021 Amended Budget	2021 FY-T-D Expenditure	2021 Expenditure Percent	Object	Description	2022 Base Budget	2022 Requested Budget	2022 Adopted Budget
						58	Debt Service			
100,000	780,000	815,000	815,000	815,000	100 %	5810000	Debt Service - P	815,000	855,000	855,000
559,650	546,950	523,025	523,025	523,025	100 %	5820010	Debt Service - I	523,025	493,700	493,700
350	350	500	500	350	70 %	5850000	Paying Agt Fees	500	500	500
660,000	1,327,300	1,338,525	1,338,525	1,338,375	100 %		Subtotals:	1,338,525	1,349,200	1,349,200
660,000	1,327,300	1,338,525	1,338,525	1,338,375	100 %		Fund Cost Center Totals:	1,338,525	1,349,200	1,349,200
660,000	1,327,300	1,338,525	1,338,525	1,338,375	100 %	LtdTax Fld Crtl RfdBds Sr 2017		1,338,525	1,349,200	1,349,200

Galveston County, Texas

Department Budget History and Budget (Expenditures) with FY-T-D Actuals

4016 Fund: Ltd Tax Bldg Bds Sr 2017A
 8108 Department: Debt Serv-Refd/Defeased Bonds
 810821 Division: Ltd Tax Bldg Bds Sr 2017A

Current Fiscal Year is 93.4 % Complete

2019 Actual Expenditure	2020 Actual Expenditure	2021 Adopted Budget	2021 Amended Budget	2021 FY-T-D Expenditure	2021 Expenditure Percent	Object	Description	2022 Base Budget	2022 Requested Budget	2022 Adopted Budget
						58	Debt Service			
100,000	100,000	100,000	100,000	100,000	100 %	5810000	Debt Service - P	100,000	100,000	100,000
291,300	289,300	286,800	286,800	286,800	100 %	5820010	Debt Service - I	286,800	283,800	283,800
350	350	500	500	350	70 %	5850000	Paying Agt Fees	500	500	500
391,650	389,650	387,300	387,300	387,150	100 %		Subtotals:	387,300	384,300	384,300
391,650	389,650	387,300	387,300	387,150	100 %		Fund Cost Center Totals:	387,300	384,300	384,300
391,650	389,650	387,300	387,300	387,150	100 %	Ltd Tax Bldg Bds Sr 2017A Totals:		387,300	384,300	384,300

Galveston County, Texas

Department Budget History and Budget (Expenditures) with FY-T-D Actuals

4017 Fund: Ltd Tax Refunding Bnds Sr 2017
 8108 Department: Debt Serv-Refd/Defeased Bonds
 810818 Division: Ltd Tax Refunding Bnds Sr 2017

Current Fiscal Year is 93.4 % Complete

2019 Actual Expenditure	2020 Actual Expenditure	2021 Adopted Budget	2021 Amended Budget	2021 FY-T-D Expenditure	2021 Expenditure Percent	Object	Description	2022 Base Budget	2022 Requested Budget	2022 Adopted Budget
						58	Debt Service			
3,840,000	4,105,000	4,185,000	4,185,000	4,185,000	100 %	5810000	Debt Service - P	4,185,000	4,260,000	4,260,000
2,793,300	2,634,400	2,468,600	2,468,600	2,468,600	100 %	5820010	Debt Service - I	2,468,600	2,299,700	2,299,700
350	0	500	500	350	70 %	5850000	Paying Agt Fees	500	500	500
6,633,650	6,739,400	6,654,100	6,654,100	6,653,950	100 %		Subtotals:	6,654,100	6,560,200	6,560,200
6,633,650	6,739,400	6,654,100	6,654,100	6,653,950	100 %		Fund Cost Center Totals:	6,654,100	6,560,200	6,560,200
6,633,650	6,739,400	6,654,100	6,654,100	6,653,950	100 %	Ltd Tax Refunding Bnds Sr 2017		6,654,100	6,560,200	6,560,200

Galveston County, Texas

Department Budget History and Budget (Expenditures) with FY-T-D Actuals

4021 Fund: Ltd Tx Cnty Bld Bd Series 2009
8100 Department: Debt Service
810010 Division: Ltd Tax Cnty Bldg Bds Sr 2009

Current Fiscal Year is 93.4 % Complete

2019 Actual Expenditure	2020 Actual Expenditure	2021 Adopted Budget	2021 Amended Budget	2021 FY-T-D Expenditure	2021 Expenditure Percent	Object	Description	2022 Base Budget	2022 Requested Budget	2022 Adopted Budget
						58	Debt Service			
2,070,000	2,185,000	2,315,000	2,315,000	2,315,000	100 %	5810000	Debt Service - P	2,315,000	2,460,000	2,460,000
1,755,863	1,642,623	1,509,761	1,509,761	1,509,760	100 %	5820010	Debt Service - I	1,509,761	1,368,779	1,368,779
400	400	500	500	400	80 %	5850000	Paying Agt Fees	500	500	500
3,826,263	3,828,023	3,825,261	3,825,261	3,825,160	100 %		Subtotals:	3,825,261	3,829,279	3,829,279
3,826,263	3,828,023	3,825,261	3,825,261	3,825,160	100 %		Fund Cost Center Totals:	3,825,261	3,829,279	3,829,279

Galveston County, Texas

Department Budget History and Budget (Expenditures) with FY-T-D Actuals

4021 Fund: Ltd Tx Cnty Bld Bd Series 2009
 9201 Department: Transfers and Reserves
 920180 Division: Fund Balance Reserves

Current Fiscal Year is 93.4 % Complete

2019 Actual Expenditure	2020 Actual Expenditure	2021 Adopted Budget	2021 Amended Budget	2021 FY-T-D Expenditure	2021 Expenditure Percent	Object	Description	2022 Base Budget	2022 Requested Budget	2022 Adopted Budget
						59	Other Financing Uses			
0	0	0	0	0	****		Subtotals:	0	0	0
							Fund Cost Center Totals:	0	0	0
3,826,263	3,828,023	3,825,261	3,825,261	3,825,160	100		Ltd Tx Cnty Bld Bd Series 2009 Totals:	3,825,261	3,829,279	3,829,279

Galveston County, Texas

Department Budget History and Budget (Expenditures) with FY-T-D Actuals

4022 Fund: Ltd Tax Rfd Bonds Series 2011A
 8108 Department: Debt Serv-Refd/Defeased Bonds
 810814 Division: Ltd Tax Rfd Bonds Series 2011A

Current Fiscal Year is 93.4 % Complete

2019 Actual Expenditure	2020 Actual Expenditure	2021 Adopted Budget	2021 Amended Budget	2021 FY-T-D Expenditure	2021 Expenditure Percent	Object	Description	2022 Base Budget	2022 Requested Budget	2022 Adopted Budget
						58	Debt Service			
0	0	0	0	0	****		Subtotals:	0	0	0
0	0	0	0	0	****		Fund Cost Center Totals:	0	0	0

Galveston County, Texas

Department Budget History and Budget (Expenditures) with FY-T-D Actuals

4022 Fund: Ltd Tax Rfd Bonds Series 2011A
 8611 Department: Bond Issuance Cost
 861110 Division: Bond Issuance Costs

Current Fiscal Year is 93.4 % Complete

2019 Actual Expenditure	2020 Actual Expenditure	2021 Adopted Budget	2021 Amended Budget	2021 FY-T-D Expenditure	2021 Expenditure Percent	Object	Description	2022 Base Budget	2022 Requested Budget	2022 Adopted Budget
						59	Other Financing Uses			
0	0	0	0	0	****		Subtotals:	0	0	0
							Fund Cost Center Totals:	0	0	0
0	0	0	0	0	****		Ltd Tax Rfd Bonds Series 2011A	0	0	0

Galveston County, Texas

Department Budget History and Budget (Expenditures) with FY-T-D Actuals

4023 Fund: Unltd Tx Rf Bds Sr 11B
 8108 Department: Debt Serv-Refd/Defeased Bonds
 810815 Division: Unltd Tx Rf Bds Sr 11B

Current Fiscal Year is 93.4 % Complete

2019 Actual Expenditure	2020 Actual Expenditure	2021 Adopted Budget	2021 Amended Budget	2021 FY-T-D Expenditure	2021 Expenditure Percent	Object	Description	2022 Base Budget	2022 Requested Budget	2022 Adopted Budget
						58	Debt Service			
410,000	430,000	445,000	445,000	445,000	100 %	5810000	Debt Service - P	445,000	455,000	455,000
82,725	65,925	48,425	48,425	48,425	100 %	5820010	Debt Service - I	48,425	29,857	29,857
400	400	500	500	400	80 %	5850000	Paying Agt Fees	500	500	500
493,125	496,325	493,925	493,925	493,825	100 %		Subtotals:	493,925	485,357	485,357
493,125	496,325	493,925	493,925	493,825	100 %		Fund Cost Center Totals:	493,925	485,357	485,357

Galveston County, Texas

Department Budget History and Budget (Expenditures) with FY-T-D Actuals

4023 Fund: Unltd Tx Rf Bds Sr 11B
 8611 Department: Bond Issuance Cost
 861110 Division: Bond Issuance Costs

Current Fiscal Year is 93.4 % Complete

2019 Actual Expenditure	2020 Actual Expenditure	2021 Adopted Budget	2021 Amended Budget	2021 FY-T-D Expenditure	2021 Expenditure Percent	Object	Description	2022 Base Budget	2022 Requested Budget	2022 Adopted Budget
						59	Other Financing Uses			
0	0	0	0	0	****		Subtotals:	0	0	0
0	0	0	0	0	****		Fund Cost Center Totals:	0	0	0
493,125	496,325	493,925	493,925	493,825	100 %		Unltd Tx Rf Bds Sr 11B Totals:	493,925	485,357	485,357

Galveston County, Texas

Department Budget History and Budget (Expenditures) with FY-T-D Actuals

4026 Fund: PassThr Toll Rv Ltd Tx Rf 2012
 8108 Department: Debt Serv-Refd/Defeased Bonds
 810817 Division: Ltd Tax Refund Bds Sr 2012

Current Fiscal Year is 93.4 % Complete

2019 Actual Expenditure	2020 Actual Expenditure	2021 Adopted Budget	2021 Amended Budget	2021 FY-T-D Expenditure	2021 Expenditure Percent	Object	Description	2022 Base Budget	2022 Requested Budget	2022 Adopted Budget
						58	Debt Service			
4,750,000	4,800,000	5,000,000	5,000,000	5,000,000	100 %	5810000	Debt Service - P	5,000,000	5,175,000	5,175,000
892,625	688,750	443,750	443,750	443,750	100 %	5820010	Debt Service - I	443,750	189,375	189,375
330	330	500	500	330	66 %	5850000	Paying Agt Fees	500	500	500
5,642,955	5,489,080	5,444,250	5,444,250	5,444,080	100 %		Subtotals:	5,444,250	5,364,875	5,364,875
5,642,955	5,489,080	5,444,250	5,444,250	5,444,080	100 %		Fund Cost Center Totals:	5,444,250	5,364,875	5,364,875

Galveston County, Texas

Department Budget History and Budget (Expenditures) with FY-T-D Actuals

4026 Fund: PassThr Toll Rv Ltd Tx Rf 2012
 8611 Department: Bond Issuance Cost
 861110 Division: Bond Issuance Costs

Current Fiscal Year is 93.4 % Complete

2019 Actual Expenditure	2020 Actual Expenditure	2021 Adopted Budget	2021 Amended Budget	2021 FY-T-D Expenditure	2021 Expenditure Percent	Object	Description	2022 Base Budget	2022 Requested Budget	2022 Adopted Budget
						59	Other Financing Uses			
0	0	0	0	0	****		Subtotals:	0	0	0
0	0	0	0	0	****		Fund Cost Center Totals:	0	0	0
5,642,955	5,489,080	5,444,250	5,444,250	5,444,080	100		PassThr Toll Rv Ltd Tx Rf 2012 Totals:	5,444,250	5,364,875	5,364,875

Galveston County, Texas

Department Budget History and Budget (Expenditures) with FY-T-D Actuals

4207 Fund: Lmtd Tax County Bldg Bds 2019
 8101 Department: Debt Serv- Bldg Bonds
 810120 Division: Lmtd Tax County Bldg Bds 2019

Current Fiscal Year is 93.4 % Complete

2019 Actual Expenditure	2020 Actual Expenditure	2021 Adopted Budget	2021 Amended Budget	2021 FY-T-D Expenditure	2021 Expenditure Percent	Object	Description	2022 Base Budget	2022 Requested Budget	2022 Adopted Budget
						58	Debt Service			
0	50,000	50,000	50,000	50,000	100 %	5810000	Debt Service - P	50,000	50,000	50,000
0	477,378	347,600	347,600	347,600	100 %	5820010	Debt Service - I	347,600	346,100	346,100
0	350	500	500	350	70 %	5850000	Paying Agt Fees	500	500	500
0	527,728	398,100	398,100	397,950	100 %		Subtotals:	398,100	396,600	396,600
0	527,728	398,100	398,100	397,950	100 %		Fund Cost Center Totals:	398,100	396,600	396,600
0	527,728	398,100	398,100	397,950	100 %	Lmtd Tax County Bldg Bds 2019		398,100	396,600	396,600

Galveston County, Texas

Department Budget History and Budget (Expenditures) with FY-T-D Actuals

4215 Fund: Limited Tax Jst Cntr Bds 2001
 8101 Department: Debt Serv- Bldg Bonds
 810117 Division: 01S Limited Tax Jst Ctr Bds

Current Fiscal Year is 93.4 % Complete

2019 Actual Expenditure	2020 Actual Expenditure	2021 Adopted Budget	2021 Amended Budget	2021 FY-T-D Expenditure	2021 Expenditure Percent	Object	Description	2022 Base Budget	2022 Requested Budget	2022 Adopted Budget
						56	Other Expenses			
0	0	0	0	0	****	Subtotals:		0	0	0
						58	Debt Service			
1,504,638	1,421,174	1,350,788	1,350,788	1,350,787	100 %	5810000	Debt Service - P	1,350,788	1,285,632	1,285,632
2,460,361	2,583,825	2,694,213	2,694,213	2,694,212	100 %	5820010	Debt Service - I	2,694,213	2,799,369	2,799,369
0	0	500	500	0	0 %	5850000	Paying Agt Fees	500	500	500
3,965,000	4,005,000	4,045,501	4,045,501	4,045,000	100 %	Subtotals:		4,045,501	4,085,501	4,085,501
3,965,000	4,005,000	4,045,501	4,045,501	4,045,000	100 %	Fund Cost Center Totals:		4,045,501	4,085,501	4,085,501

Galveston County, Texas

Department Budget History and Budget (Expenditures) with FY-T-D Actuals

4215 Fund: Limited Tax Jst Cntr Bds 2001
 9201 Department: Transfers and Reserves
 920180 Division: Fund Balance Reserves

Current Fiscal Year is 93.4 % Complete

2019 Actual Expenditure	2020 Actual Expenditure	2021 Adopted Budget	2021 Amended Budget	2021 FY-T-D Expenditure	2021 Expenditure Percent	Object	Description	2022 Base Budget	2022 Requested Budget	2022 Adopted Budget
						59	Other Financing Uses			
0	0	0	0	0	****		Subtotals:	0	0	0
0	0	0	0	0	****		Fund Cost Center Totals:	0	0	0
3,965,000	4,005,000	4,045,501	4,045,501	4,045,000	100 %		Limited Tax Jst Cntr Bds 2001 Totals:	4,045,501	4,085,501	4,085,501

Galveston County, Texas

Department Budget History and Budget (Expenditures) with FY-T-D Actuals

4313 Fund: Unlmtd Tax Road Bonds 2019
 8106 Department: Debt Serv Road Bonds
 810619 Division: Unlmtd Tax Road Bonds 2019

Current Fiscal Year is 93.4 % Complete

2019 Actual Expenditure	2020 Actual Expenditure	2021 Adopted Budget	2021 Amended Budget	2021 FY-T-D Expenditure	2021 Expenditure Percent	Object	Description	2022 Base Budget	2022 Requested Budget	2022 Adopted Budget
						58	Debt Service			
0	100,000	100,000	100,000	100,000	100 %	5810000	Debt Service - P	100,000	100,000	100,000
0	1,272,096	927,400	927,400	927,400	100 %	5820010	Debt Service - I	927,400	924,400	924,400
0	350	500	500	350	70 %	5850000	Paying Agt Fees	500	500	500
0	1,372,446	1,027,900	1,027,900	1,027,750	100 %		Subtotals:	1,027,900	1,024,900	1,024,900
0	1,372,446	1,027,900	1,027,900	1,027,750	100 %		Fund Cost Center Totals:	1,027,900	1,024,900	1,024,900
0	1,372,446	1,027,900	1,027,900	1,027,750	100 %	Unlmtd Tax Road Bonds 2019 Totals:		1,027,900	1,024,900	1,024,900

Galveston County, Texas

Department Budget History and Budget (Expenditures) with FY-T-D Actuals

4368 Fund: Unlimited Tax Rd Bds Ser 2001
 8106 Department: Debt Serv Road Bonds
 810616 Division: 01 Ser Unlimited Tax Rd Bds

Current Fiscal Year is 93.4 % Complete

2019 Actual Expenditure	2020 Actual Expenditure	2021 Adopted Budget	2021 Amended Budget	2021 FY-T-D Expenditure	2021 Expenditure Percent	Object	Description	2022 Base Budget	2022 Requested Budget	2022 Adopted Budget
						56	Other Expenses			
0	0	0	0	0	****		Subtotals:	0	0	0
						58	Debt Service			
1,130,850	1,068,098	1,015,178	1,015,178	1,015,177	100 %	5810000	Debt Service - P	1,015,178	966,191	966,191
1,849,149	1,941,901	2,024,823	2,024,823	2,024,822	100 %	5820010	Debt Service - I	2,024,823	2,103,810	2,103,810
0	0	500	500	0	0 %	5850000	Paying Agt Fees	500	500	500
2,980,000	3,010,000	3,040,501	3,040,501	3,040,000	100 %		Subtotals:	3,040,501	3,070,501	3,070,501
2,980,000	3,010,000	3,040,501	3,040,501	3,040,000	100 %		Fund Cost Center Totals:	3,040,501	3,070,501	3,070,501

Galveston County, Texas

Department Budget History and Budget (Expenditures) with FY-T-D Actuals

4368 Fund: Unlimited Tax Rd Bds Ser 2001
 9201 Department: Transfers and Reserves
 920180 Division: Fund Balance Reserves

Current Fiscal Year is 93.4 % Complete

2019 Actual Expenditure	2020 Actual Expenditure	2021 Adopted Budget	2021 Amended Budget	2021 FY-T-D Expenditure	2021 Expenditure Percent	Object	Description	2022 Base Budget	2022 Requested Budget	2022 Adopted Budget
						59	Other Financing Uses			
0	0	0	0	0	****		Subtotals:	0	0	0
0	0	0	0	0	****		Fund Cost Center Totals:	0	0	0
2,980,000	3,010,000	3,040,501	3,040,501	3,040,000	100 %		Unlimited Tax Rd Bds Ser 2001 Totals:	3,040,501	3,070,501	3,070,501

Galveston County, Texas

Department Budget History and Budget (Expenditures) with FY-T-D Actuals

4371 Fund: Unltd Tax Road Bonds Sr 2009
 8106 Department: Debt Serv Road Bonds
 810621 Division: Unltd Tax Rd Bds Sr 2009

Current Fiscal Year is 93.4 % Complete

2019 Actual Expenditure	2020 Actual Expenditure	2021 Adopted Budget	2021 Amended Budget	2021 FY-T-D Expenditure	2021 Expenditure Percent	Object	Description	2022 Base Budget	2022 Requested Budget	2022 Adopted Budget
						58	Debt Service			
400	0	0	0	0	****	5850000	Paying Agt Fees	0	0	0
400	0	0	0	0	****	Subtotals:		0	0	0
400	0	0	0	0	****	Fund Cost Center Totals:		0	0	0

Galveston County, Texas

Department Budget History and Budget (Expenditures) with FY-T-D Actuals

4371 Fund: Unltd Tax Road Bonds Sr 2009
 9201 Department: Transfers and Reserves
 920180 Division: Fund Balance Reserves

Current Fiscal Year is 93.4 % Complete

2019 Actual Expenditure	2020 Actual Expenditure	2021 Adopted Budget	2021 Amended Budget	2021 FY-T-D Expenditure	2021 Expenditure Percent	Object	Description	2022 Base Budget	2022 Requested Budget	2022 Adopted Budget
						59	Other Financing Uses			
0	0	0	0	0	****		Subtotals:	0	0	0
							Fund Cost Center Totals:	0	0	0
400	0	0	0	0	****		Unltd Tax Road Bonds Sr 2009 Totals:	0	0	0

Galveston County, Texas

Department Budget History and Budget (Expenditures) with FY-T-D Actuals

4390 Fund: Ltd Tx Fl Ctr BAB Sr 09C-1
 8107 Department: Debt Serv Flood Bonds
 810716 Division: Ltd Tx Fl Ctr BAB Sr 09C-1

Current Fiscal Year is 93.4 % Complete

2019 Actual Expenditure	2020 Actual Expenditure	2021 Adopted Budget	2021 Amended Budget	2021 FY-T-D Expenditure	2021 Expenditure Percent	Object	Description	2022 Base Budget	2022 Requested Budget	2022 Adopted Budget
						58	Debt Service			
720,000	0	0	0	0	****	5810000	Debt Service - P	0	0	0
12,600	0	0	0	0	****	5820010	Debt Service - I	0	0	0
400	0	0	0	0	****	5850000	Paying Agt Fees	0	0	0
733,000	0	0	0	0	****	Subtotals:		0	0	0
733,000	0	0	0	0	****	Fund Cost Center Totals:		0	0	0

Galveston County, Texas

Department Budget History and Budget (Expenditures) with FY-T-D Actuals

4390 Fund: Ltd Tx Fl Ctr BAB Sr 09C-1
 9201 Department: Transfers and Reserves
 920180 Division: Fund Balance Reserves

Current Fiscal Year is 93.4 % Complete

2019 Actual Expenditure	2020 Actual Expenditure	2021 Adopted Budget	2021 Amended Budget	2021 FY-T-D Expenditure	2021 Expenditure Percent	Object	Description	2022 Base Budget	2022 Requested Budget	2022 Adopted Budget
						59	Other Financing Uses			
0	0	0	0	0	****		Subtotals:	0	0	0
0	0	0	0	0	****		Fund Cost Center Totals:	0	0	0
733,000	0	0	0	0	****		Ltd Tx Fl Ctr BAB Sr 09C-1 Totals:	0	0	0

Galveston County, Texas

Department Budget History and Budget (Expenditures) with FY-T-D Actuals

4393 Fund: Ltd Tx Fld Ctrl BAB Sr 09C-2
 8107 Department: Debt Serv Flood Bonds
 810717 Division: Ltd Tx Fl Ctr BAB Sr 09C-2

Current Fiscal Year is 93.4 % Complete

2019 Actual Expenditure	2020 Actual Expenditure	2021 Adopted Budget	2021 Amended Budget	2021 FY-T-D Expenditure	2021 Expenditure Percent	Object	Description	2022 Base Budget	2022 Requested Budget	2022 Adopted Budget
						58	Debt Service			
400	0	0	0	0	****	5850000	Paying Agt Fees	0	0	0
400	0	0	0	0	****	Subtotals:		0	0	0
400	0	0	0	0	****	Fund Cost Center Totals:		0	0	0

Galveston County, Texas

Department Budget History and Budget (Expenditures) with FY-T-D Actuals

4393 Fund: Ltd Tx Fld Ctrl BAB Sr 09C-2
 9201 Department: Transfers and Reserves
 920180 Division: Fund Balance Reserves

Current Fiscal Year is 93.4 % Complete

2019 Actual Expenditure	2020 Actual Expenditure	2021 Adopted Budget	2021 Amended Budget	2021 FY-T-D Expenditure	2021 Expenditure Percent	Object	Description	2022 Base Budget	2022 Requested Budget	2022 Adopted Budget
						59	Other Financing Uses			
0	0	0	0	0	****		Subtotals:	0	0	0
0	0	0	0	0	****		Fund Cost Center Totals:	0	0	0
400	0	0	0	0	****		Ltd Tx Fld Ctrl BAB Sr 09C-2 Totals:	0	0	0

Galveston County, Texas

Department Budget History and Budget (Expenditures) with FY-T-D Actuals

6123 Fund: Employee Benefits
1550 Department: Human Resources
155021 Division: Non-Medical Group Insurance

Current Fiscal Year is 93.4 % Complete

2019 Actual Expenditure	2020 Actual Expenditure	2021 Adopted Budget	2021 Amended Budget	2021 FY-T-D Expenditure	2021 Expenditure Percent	Object	Description	2022 Base Budget	2022 Requested Budget	2022 Adopted Budget
						53	Supplies			
0	0	0	0	0	****	Subtotals:		0	0	0
						54	Other Services and Charges			
196,635	236,948	180,000	0	-0	****	5481000	Other ContractSv	180,000	0	0
32,415	26,636	50,000	0	0	****	5491704	Empl Assist Prog	50,000	0	0
41,249	35,646	60,000	0	0	****	5491737	Life Insur Prem	60,000	0	0
270,301	299,231	290,000	0	-0	****	Subtotals:		290,000	0	0
						56	Other Expenses			
0	0	0	0	0	****	Subtotals:		0	0	0
270,301	299,231	290,000	0	-0	****	Fund Cost Center Totals:		290,000	0	0

Galveston County, Texas

Department Budget History and Budget (Expenditures) with FY-T-D Actuals

6123 Fund: Employee Benefits
1550 Department: Human Resources
155022 Division: Medical Claims Insurance

Current Fiscal Year is 93.4 % Complete

2019 Actual Expenditure	2020 Actual Expenditure	2021 Adopted Budget	2021 Amended Budget	2021 FY-T-D Expenditure	2021 Expenditure Percent	Object	Description	2022 Base Budget	2022 Requested Budget	2022 Adopted Budget
						53	Supplies			
31,855	57,827	30,597	21,992	21,992	100 %	5317000	BooksPriodcls	30,597	0	0
31,855	57,827	30,597	21,992	21,992	100 %		Subtotals:	30,597	0	0
						54	Other Services and Charges			
1,191,205	1,369,442	1,304,670	0	0	****	5417201	Health Care	1,304,670	0	0
293,970	298,723	283,374	224,168	149,168	67 %	5417209	Adm-Med/HSA BC	283,374	0	0
26,252	27,295	25,680	6,870	6,870	100 %	5417210	Admin Fee-Dental	25,680	0	0
236,639	249,703	277,296	62,597	62,597	100 %	5417211	PPO Fees-MM	277,296	0	0
12,601	13,101	12,326	3,297	3,297	100 %	5417212	Adm Fee-Den PPO	12,326	0	0
109,218	110,856	107,527	27,780	27,780	100 %	5417213	UtilizRev (AHH)	107,527	0	0
9,101	9,238	8,742	2,315	2,315	100 %	5417214	Admin Fee-RX	8,742	0	0
10,000	14,000	12,000	0	0	****	5481000	Other ContractSv	12,000	0	0
2,730	2,771	2,623	694	694	100 %	5481201	Banking Fees	2,623	0	0
9,722,028	11,245,131	7,713,224	3,639,863	3,577,976	98 %	5491511	Medical ClaimsPd	7,713,224	0	0
422,866	385,133	407,586	116,188	113,946	98 %	5491512	DentalClaimsPd	407,586	0	0
19,950	15,730	23,004	3,624	3,578	99 %	5491513	Vision ClaimsPd	23,004	0	0
5,325,608	5,424,120	3,568,223	1,427,527	1,427,523	100 %	5491514	PrscripDrugClmsPd	3,568,223	0	0
929,181	927,512	790,730	234,911	234,911	100 %	5491735	SpecCvrStpLsPrm	790,730	0	0
75,559	73,591	61,500	18,890	18,890	100 %	5491736	Agr Stp Los Prem	61,500	0	0
18,386,915	20,166,351	14,598,505	5,768,726	5,629,548	98 %		Subtotals:	14,598,505	0	0
18,418,770	20,224,178	14,629,102	5,790,718	5,651,541	98 %		Fund Cost Center Totals:	14,629,102	0	0

Galveston County, Texas

Department Budget History and Budget (Expenditures) with FY-T-D Actuals

6123 Fund: Employee Benefits
 1550 Department: Human Resources
 155023 Division: Employee Benefits

Current Fiscal Year is 93.4 % Complete

2019 Actual Expenditure	2020 Actual Expenditure	2021 Adopted Budget	2021 Amended Budget	2021 FY-T-D Expenditure	2021 Expenditure Percent	Object	Description	2022 Base Budget	2022 Requested Budget	2022 Adopted Budget
						53	Supplies			
0	0	0	0	0	****	5317000	BooksPriodcls	8,604	8,604	0
0	0	0	0	0	****		Subtotals:	8,604	8,604	0
						54	Other Services and Charges			
0	0	0	1,304,670	973,688	75 %	5417201	Health Care	1,304,670	1,304,670	1,450,000
0	0	0	0	0	****	5417209	Adm-Med/HSA BC	0	0	513,926
0	0	0	0	0	****	5417210	Admin Fee-Dental	18,810	18,810	0
0	0	0	0	0	****	5417212	Adm Fee-Den PPO	9,028	9,028	0
0	0	0	0	0	****	5417213	UtilizRev (AHH)	79,747	79,747	0
0	0	0	17,927	11,870	66 %	5417214	Admin Fee-RX	6,427	6,427	0
0	0	0	8,000	7,575	95 %	5417215	Adm Fee-HSA/FSA	10,000	10,000	0
0	0	0	340,573	301,778	89 %	5417216	Adm-Med Emp/R<65	137,273	137,273	0
0	0	0	0	0	****	5417217	Adm-Med(Ret 65+)	71,344	71,344	0
0	0	0	5,377	4,165	77 %	5417218	Adm-Med (COBRA)	677	677	0
0	0	0	0	0	****	5417219	Admin Fee-Vision	4,698	4,698	0
0	0	0	184,750	144,691	78 %	5426200	Bldg Leases/Rntl	180,000	180,000	0
0	0	0	7,000	7,000	100 %	5481000	Other ContractSv	12,000	12,000	0
0	0	0	1,928	0	0 %	5481201	Banking Fees	1,928	2,623	0
0	0	0	7,647,861	4,767,873	62 %	5491511	Medical ClaimsPd	4,247,861	4,247,861	10,088,950
0	0	0	1,932,556	1,091,396	56 %	5491514	PrscripDrugClmsPd	2,207,556	2,207,556	4,192,128
0	0	0	22,000	18,273	83 %	5491704	Empl Assist Prog	50,000	50,000	50,000
0	0	0	511,818	454,542	89 %	5491735	SpecCvrStpLsPrm	555,818	555,818	763,438
0	0	0	18,909	16,775	89 %	5491736	Agr Stp Los Prem	42,609	42,609	25,922
0	0	0	37,134	33,840	91 %	5491737	Life Insur Prem	60,000	60,000	60,000
0	0	0	750,566	666,247	89 %	5491738	Med Prem-Ret 65+	200,000	200,000	1,331,572
0	0	0	463,875	409,415	88 %	5491739	Dental Ins Prem	304,498	304,498	584,617
0	0	0	117,937	104,931	89 %	5491740	Vision Ins Prem	19,880	19,880	178,253
0	0	0	13,372,883	9,014,066	67 %		Subtotals:	9,524,826	9,525,519	19,238,806

Galveston County, Texas

Department Budget History and Budget (Expenditures) with FY-T-D Actuals

6123 Fund: Employee Benefits
 1550 Department: Human Resources
 155023 Division: Employee Benefits

Current Fiscal Year is 93.4 % Complete

2019 Actual Expenditure	2020 Actual Expenditure	2021 Adopted Budget	2021 Amended Budget	2021 FY-T-D Expenditure	2021 Expenditure Percent	Object	Description	2022 Base Budget	2022 Requested Budget	2022 Adopted Budget
0	0	0	13,372,883	9,014,066	67 %		Fund Cost Center Totals:	9,533,431	9,534,123	19,238,806

Galveston County, Texas

Department Budget History and Budget (Expenditures) with FY-T-D Actuals

6123 Fund: Employee Benefits
 9201 Department: Transfers and Reserves
 920180 Division: Fund Balance Reserves

Current Fiscal Year is 93.4 % Complete

2019 Actual Expenditure	2020 Actual Expenditure	2021 Adopted Budget	2021 Amended Budget	2021 FY-T-D Expenditure	2021 Expenditure Percent	Object	Description	2022 Base Budget	2022 Requested Budget	2022 Adopted Budget
						59	Other Financing Uses			
0	0	0	0	0	****		Subtotals:	0	0	0
0	0	0	0	0	****		Fund Cost Center Totals:	0	0	0

Galveston County, Texas

Department Budget History and Budget (Expenditures) with FY-T-D Actuals

6123 Fund: Employee Benefits
 9210 Department: Interfund Oper Transfers Out
 921010 Division: Transfers & Reserves

Current Fiscal Year is 93.4 % Complete

2019 Actual Expenditure	2020 Actual Expenditure	2021 Adopted Budget	2021 Amended Budget	2021 FY-T-D Expenditure	2021 Expenditure Percent	Object	Description	2022 Base Budget	2022 Requested Budget	2022 Adopted Budget
						56	Other Expenses			
0	0	0	0	0	****		Subtotals:	0	0	0
0	0	0	0	0	****		Fund Cost Center Totals:	0	0	0

Galveston County, Texas

Department Budget History and Budget (Expenditures) with FY-T-D Actuals

6123 Fund: Employee Benefits
 9999 Department: Budget Projections
 999998 Division: Budget Projections

Current Fiscal Year is 93.4 % Complete

2019 Actual Expenditure	2020 Actual Expenditure	2021 Adopted Budget	2021 Amended Budget	2021 FY-T-D Expenditure	2021 Expenditure Percent	Object	Description	2022 Base Budget	2022 Requested Budget	2022 Adopted Budget
						54	Other Services and Charges			
0	0	0	0	0	****		Subtotals:	0	0	0
0	0	0	0	0	****		Fund Cost Center Totals:	0	0	0
18,689,071	20,523,410	14,919,102	19,163,602	14,665,607	77 %		Employee Benefits Totals:	24,452,533	9,534,123	19,238,806

Galveston County, Texas

Department Budget History and Budget (Expenditures) with FY-T-D Actuals

6124 Fund: Workers Compensation Fund
 1550 Department: Human Resources
 155020 Division: Workers' Compensation

Current Fiscal Year is 93.4 % Complete

2019 Actual Expenditure	2020 Actual Expenditure	2021 Adopted Budget	2021 Amended Budget	2021 FY-T-D Expenditure	2021 Expenditure Percent	Object	Description	2022 Base Budget	2022 Requested Budget	2022 Adopted Budget
						54	Other Services and Charges			
48,790	45,234	50,000	50,000	33,043	66 %	5411100	Admin Costs	50,000	50,000	50,000
0	0	5,000	5,000	0	0 %	5481000	Other ContractSv	5,000	5,000	5,000
2,229	0	800,000	800,000	0	0 %	5491600	Worker's Comp Cl	800,000	800,000	800,000
51,020	45,234	855,000	855,000	33,043	4 %		Subtotals:	855,000	855,000	855,000
51,020	45,234	855,000	855,000	33,043	4 %		Fund Cost Center Totals:	855,000	855,000	855,000

Galveston County, Texas

Department Budget History and Budget (Expenditures) with FY-T-D Actuals

6124 Fund: Workers Compensation Fund
 9201 Department: Transfers and Reserves
 920180 Division: Fund Balance Reserves

Current Fiscal Year is 93.4 % Complete

2019 Actual Expenditure	2020 Actual Expenditure	2021 Adopted Budget	2021 Amended Budget	2021 FY-T-D Expenditure	2021 Expenditure Percent	Object	Description	2022 Base Budget	2022 Requested Budget	2022 Adopted Budget
						59	Other Financing Uses			
0	0	0	0	0	****		Subtotals:	0	0	0
0	0	0	0	0	****		Fund Cost Center Totals:	0	0	0

Galveston County, Texas

Department Budget History and Budget (Expenditures) with FY-T-D Actuals

6124 Fund: Workers Compensation Fund
 9210 Department: Interfund Oper Transfers Out
 921010 Division: Transfers & Reserves

Current Fiscal Year is 93.4 % Complete

2019 Actual Expenditure	2020 Actual Expenditure	2021 Adopted Budget	2021 Amended Budget	2021 FY-T-D Expenditure	2021 Expenditure Percent	Object	Description	2022 Base Budget	2022 Requested Budget	2022 Adopted Budget
						56	Other Expenses			
0	0	0	0	0	****		Subtotals:	0	0	0
0	0	0	0	0	****		Fund Cost Center Totals:	0	0	0

Galveston County, Texas

Department Budget History and Budget (Expenditures) with FY-T-D Actuals

6124 Fund: Workers Compensation Fund
 9999 Department: Budget Projections
 999998 Division: Budget Projections

Current Fiscal Year is 93.4 % Complete

2019 Actual Expenditure	2020 Actual Expenditure	2021 Adopted Budget	2021 Amended Budget	2021 FY-T-D Expenditure	2021 Expenditure Percent	Object	Description	2022 Base Budget	2022 Requested Budget	2022 Adopted Budget
						53	Supplies			
0	0	0	0	0	****		Subtotals:	0	0	0
						56	Other Expenses			
0	0	0	0	0	****		Subtotals:	0	0	0
0	0	0	0	0	****		Fund Cost Center Totals:	0	0	0
51,020	45,234	855,000	855,000	33,043	4 %	Workers Compensation Fund Totals:		855,000	855,000	855,000

Galveston County, Texas

Department Budget History and Budget (Expenditures) with FY-T-D Actuals

6125 Fund: Unemployment
 1550 Department: Human Resources
 155015 Division: Unemployment

Current Fiscal Year is 93.4 % Complete

2019 Actual Expenditure	2020 Actual Expenditure	2021 Adopted Budget	2021 Amended Budget	2021 FY-T-D Expenditure	2021 Expenditure Percent	Object	Description	2022 Base Budget	2022 Requested Budget	2022 Adopted Budget
						51	Personnel & Benefits			
151,126	142,055	240,000	240,000	94,252	39 %	5155000	UnemplCompens	0	240,000	240,000
151,126	142,055	240,000	240,000	94,252	39 %		Subtotals:	0	240,000	240,000
151,126	142,055	240,000	240,000	94,252	39 %		Fund Cost Center Totals:	0	240,000	240,000
151,126	142,055	240,000	240,000	94,252	39 %		Unemployment Totals:	0	240,000	240,000

Galveston County, Texas

Department Budget History and Budget (Expenditures) with FY-T-D Actuals

6130 Fund: Self Insurance Reserve Fund
1514 Department: Dir of Finance/Admin/Budget Of
151431 Division: General Self Insurance

Current Fiscal Year is 93.4 % Complete

2019 Actual Expenditure	2020 Actual Expenditure	2021 Adopted Budget	2021 Amended Budget	2021 FY-T-D Expenditure	2021 Expenditure Percent	Object	Description	2022 Base Budget	2022 Requested Budget	2022 Adopted Budget
						51	Personnel & Benefits			
0	0	0	0	0	****	Subtotals:		0	0	0
						53	Supplies			
0	0	0	0	0	****	Subtotals:		0	0	0
						54	Other Services and Charges			
0	410,889	461,000	461,000	428,378	93 %	5491502	Liability Premiu	461,000	461,000	440,000
53,857	72,425	260,000	260,000	43,792	17 %	5491503	Claims Paid-Liab	260,000	260,000	260,000
17,943	343	18,000	18,000	16,477	92 %	5491700	Public Official	18,000	18,000	20,000
30,075	7,661	40,000	40,000	0	0 %	5491701	All Other Bonds	40,000	40,000	40,000
1,473,081	1,471,381	2,400,000	2,400,000	1,474,830	61 %	5491725	Insurance	2,400,000	2,400,000	2,000,000
1,574,957	1,962,699	3,179,000	3,179,000	1,963,477	62 %	Subtotals:		3,179,000	3,179,000	2,760,000
						56	Other Expenses			
0	0	0	0	0	****	Subtotals:		0	0	0
						57	Capital Outlay			
0	0	0	0	0	****	Subtotals:		0	0	0
1,574,957	1,962,699	3,179,000	3,179,000	1,963,477	62 %	Fund Cost Center Totals:		3,179,000	3,179,000	2,760,000

Galveston County, Texas

Department Budget History and Budget (Expenditures) with FY-T-D Actuals

6130 Fund: Self Insurance Reserve Fund
 9201 Department: Transfers and Reserves
 920180 Division: Fund Balance Reserves

Current Fiscal Year is 93.4 % Complete

2019 Actual Expenditure	2020 Actual Expenditure	2021 Adopted Budget	2021 Amended Budget	2021 FY-T-D Expenditure	2021 Expenditure Percent	Object	Description	2022 Base Budget	2022 Requested Budget	2022 Adopted Budget
						59	Other Financing Uses			
0	0	0	0	0	****		Subtotals:	0	0	0
0	0	0	0	0	****		Fund Cost Center Totals:	0	0	0

Galveston County, Texas

Department Budget History and Budget (Expenditures) with FY-T-D Actuals

6130 Fund: Self Insurance Reserve Fund
 9210 Department: Interfund Oper Transfers Out
 921010 Division: Transfers & Reserves

Current Fiscal Year is 93.4 % Complete

2019 Actual Expenditure	2020 Actual Expenditure	2021 Adopted Budget	2021 Amended Budget	2021 FY-T-D Expenditure	2021 Expenditure Percent	Object	Description	2022 Base Budget	2022 Requested Budget	2022 Adopted Budget
						56	Other Expenses			
0	0	0	0	0	****		Subtotals:	0	0	0
						59	Other Financing Uses			
59,000	0	0	39,860	39,860	100 %	5911101	TTo Gen Fund	39,860	0	0
59,000	0	0	39,860	39,860	100 %		Subtotals:	39,860	0	0
59,000	0	0	39,860	39,860	100 %		Fund Cost Center Totals:	39,860	0	0

Galveston County, Texas

Department Budget History and Budget (Expenditures) with FY-T-D Actuals

6130 Fund: Self Insurance Reserve Fund
 9999 Department: Budget Projections
 999998 Division: Budget Projections

Current Fiscal Year is 93.4 % Complete

2019 Actual Expenditure	2020 Actual Expenditure	2021 Adopted Budget	2021 Amended Budget	2021 FY-T-D Expenditure	2021 Expenditure Percent	Object	Description	2022 Base Budget	2022 Requested Budget	2022 Adopted Budget
						53	Supplies			
0	0	0	0	0	****		Subtotals:	0	0	0
						54	Other Services and Charges			
0	0	0	0	0	****		Subtotals:	0	0	0
						56	Other Expenses			
0	0	0	0	0	****		Subtotals:	0	0	0
0	0	0	0	0	****		Fund Cost Center Totals:	0	0	0
1,633,957	1,962,699	3,179,000	3,218,860	2,003,337	62 %	Self Insurance Reserve Fund Totals:		3,218,860	3,179,000	2,760,000

Galveston County, Texas
Department Budget History and Budget (Expenditures) with FY-T-D Actuals

230,410,216	240,556,042	245,144,639	253,163,498	208,783,465	82 %	GRAND TOTAL:	255,463,379	243,320,079	271,517,714
-------------	-------------	-------------	-------------	-------------	------	---------------------	-------------	-------------	-------------



Galveston County Adopted Budget FY22 Contracts

Fund Number	Division	Fund	Department	Total Adopted	Description
1101	110000	General Fund	General Government	\$ 100,000	Patillo, Brown & Hill LLP
1101	110000	General Fund	General Government	\$ 59,860	Criminal Justice Project
1101	110000	General Fund	General Government	\$ 35,100	Cost Allocation Plan
1101	110000	General Fund	General Government	\$ 224,000	Meadows Mental Health Institution
1101	110000	General Fund	General Government	\$ 32,400	Smart Dollar
1101	110000	General Fund	General Government	\$ 75,000	Estrada Hinojosa
1101	110000	General Fund	General Government	\$ 9,000	Gabriel & Roeder
1101	114000	General Fund	County Clerk	\$ 3,000	Maintenance Equipment
1101	114030	General Fund	Election Expense	\$ 140,000	Election Equipment
1101	114030	General Fund	Election Expense	\$ 30,000	Repair & Maintenance Equipment
1101	114030	General Fund	Election Expense	\$ 25,000	Poll Pads
1101	114030	General Fund	Election Expense	\$ 1,000	Backup Ballot Supplies
1101	114030	General Fund	Election Expense	\$ 1,500	Datacard CD800
1101	114030	General Fund	Election Expense	\$ 30,000	Wi-Fi/Internet Connectivity
1101	114030	General Fund	Election Expense	\$ 40,000	Sample Ballots Online
1101	114030	General Fund	Election Expense	\$ 5,000	Mobile App for Elections
1101	114030	General Fund	Election Expense	\$ 30,000	Ballot by Mail Equip.
1101	117500	General Fund	Veteran's Services	\$ 1,350	Software License Annual Fee
1101	127100	General Fund	District Attorney	\$ 48,000	MHMR Prosecutor
1101	127100	General Fund	District Attorney	\$ 40,000	JP Prosecutor
1101	127100	General Fund	District Attorney	\$ 20,000	Truancy Prosecutor
1101	127100	General Fund	District Attorney	\$ 12,000	Intoxilator Machine
1101	129200	General Fund	Collections Office	\$ 9,800	iPlow Program
1101	129300	General Fund	Personal Bond Office	\$ 13,000	Noble Pretrial Assessment Plat
1101	129300	General Fund	Personal Bond Office	\$ 1,035	Noble Software
1101	129300	General Fund	Personal Bond Office	\$ 1,500	Network Cabling
1101	129300	General Fund	Personal Bond Office	\$ 17,000	CSS Case Mgmt
1101	129300	General Fund	Personal Bond Office	\$ 45,000	RMS Electronic Monitoring
1101	129400	General Fund	Magistrates	\$ 182,500	Magistrates
1101	129400	General Fund	Magistrates	\$ 12,000	City of Hitchcock Magistrate
1101	129400	General Fund	Magistrates	\$ 60,000	City of Hitchcock Magistrate
1101	151300	General Fund	County Auditor	\$ 12,000	Audit Services
1101	151300	General Fund	County Auditor	\$ 21,050	Software Licensing & Maintenance
1101	151400	General Fund	Professional Services	\$ 20,000	Arbitrage/Rebate Calculations
1101	151500	General Fund	County Tax Assessor Collector	\$ 1,275	Scanner Maintenance Agreements
1101	151500	General Fund	County Tax Assessor Collector	\$ 3,500	Lockbox Maintenance
1101	151500	General Fund	County Tax Assessor Collector	\$ 3,085	Motor Vehicle Lockbox Maintenance
1101	151500	General Fund	County Tax Assessor Collector	\$ 8,500	VR Mass Mailout
1101	151500	General Fund	County Tax Assessor Collector	\$ 28,000	Statement and Delinquent Notices
1101	151500	General Fund	County Tax Assessor Collector	\$ 400	USPS PO Box Rental
1101	151600	General Fund	County Treasurer	\$ 10,000	Banking Contract Fees
1101	151800	General Fund	Purchasing	\$ 16,000	Software Licensing and Maintenance
1101	151800	General Fund	Purchasing	\$ 8,000	Other Contract Services
1101	153000	General Fund	Legal Department	\$ 1,250,000	Contract Legal Services
1101	153000	General Fund	Human Resources	\$ 3,500	OPAC Testing Software
1101	155000	General Fund	Human Resources	\$ 76,500	NEOGOV Annual Subscription
1101	155000	General Fund	Human Resources	\$ 80,000	Temp Staffing Contract
1101	155000	General Fund	Human Resources	\$ 110,000	MSW Consulting
1101	159100	General Fund	Information Technology	\$ 321,000	Odyssey Maintenance
1101	159100	General Fund	Information Technology	\$ 244,300	OSSI Maintenance
1101	159100	General Fund	Information Technology	\$ 26,000	Netmotion
1101	159100	General Fund	Information Technology	\$ 21,500	Cognos and Cobal
1101	159100	General Fund	Information Technology	\$ 660	Reportal
1101	159100	General Fund	Information Technology	\$ 147,000	OneSolution Maintenance
1101	159100	General Fund	Information Technology	\$ 15,000	Public Web Maintenance
1101	159100	General Fund	Information Technology	\$ 8,000	Archive Social
1101	159100	General Fund	Information Technology	\$ 6,000	DocuSign Subscription
1101	159100	General Fund	Information Technology	\$ 145,000	OnBase Annual Maintenance
1101	159100	General Fund	Information Technology	\$ 2,300	Printech Maintenance
1101	159100	General Fund	Information Technology	\$ 136,000	OneSolution RSP
1101	159100	General Fund	Information Technology	\$ 20,000	CrimeNtel
1101	159100	General Fund	Information Technology	\$ 9,000	Hyland Premium Subscription
1101	159100	General Fund	Information Technology	\$ 26,000	TimeClock Plus
1101	159100	General Fund	Information Technology	\$ 18,000	eNotices/eNotify Text
1101	159100	General Fund	Information Technology	\$ 5,270	Employee Online
1101	159100	General Fund	Information Technology	\$ 200	AdTempus License Maintenance
1101	159100	General Fund	Information Technology	\$ 20,000	TimeClock Plus Ent
1101	159100	General Fund	Information Technology	\$ 2,500	Hightail
1101	159100	General Fund	Information Technology	\$ 16,000	iJuror

Fund Number	Division	Fund	Department	Total Adopted	Description
1101	159100	General Fund	Information Technology	\$ 6,000	Meeting Management Maintenance
1101	159100	General Fund	Information Technology	\$ 160,000	Artic Wolf
1101	159100	General Fund	Information Technology	\$ 16,000	KnowBe4
1101	159100	General Fund	Information Technology	\$ 550	Avtech
1101	159100	General Fund	Information Technology	\$ 600	Kiwi SysLog Server Update
1101	159100	General Fund	Information Technology	\$ 22,000	Solarwinds Maintenance
1101	159100	General Fund	Information Technology	\$ 25,000	Cisco WAC License
1101	159100	General Fund	Information Technology	\$ 65,000	ChangeGear
1101	159100	General Fund	Information Technology	\$ 400	Powershell Studio
1101	159100	General Fund	Information Technology	\$ 400	Powerdesk Pro
1101	159100	General Fund	Information Technology	\$ 650	Hyena
1101	159100	General Fund	Information Technology	\$ 3,600	McAfee Gold & Endpoint Servers
1101	159100	General Fund	Information Technology	\$ 2,600	Promodag
1101	159100	General Fund	Information Technology	\$ 157,000	Various Contracts
1101	159100	General Fund	Information Technology	\$ 30,000	Citrix Subscription Support
1101	159100	General Fund	Information Technology	\$ 600,000	Microsoft EA Renewal
1101	159100	General Fund	Information Technology	\$ 450	Domain Registration
1101	159100	General Fund	Information Technology	\$ 200	TreeSize
1101	159100	General Fund	Information Technology	\$ 15,000	Barracuda Products
1101	159100	General Fund	Information Technology	\$ 3,000	PerfectDisk Maintenance
1101	159100	General Fund	Information Technology	\$ 90,000	Annual VMWare Support
1101	159100	General Fund	Information Technology	\$ 500	ESET
1101	159100	General Fund	Information Technology	\$ 3,000	SSL Certificates
1101	159100	General Fund	Information Technology	\$ 27,000	NetScout Support With VaaS
1101	159100	General Fund	Information Technology	\$ 1,000	VM Workstation Subscription
1101	159100	General Fund	Information Technology	\$ 50,000	Agenda Management Maintenance
1101	159100	General Fund	Information Technology	\$ 165,000	Cisco Security
1101	159100	General Fund	Information Technology	\$ 120,000	Cisco Flex Collaboration
1101	159100	General Fund	Information Technology	\$ 20,000	Cisco Flex Contact Center
1101	159100	General Fund	Information Technology	\$ 4,000	PerfectDisk License
1101	159100	General Fund	Information Technology	\$ 11,000	RightFax
1101	159100	General Fund	Information Technology	\$ 16,200	TimeClock Plus HW Support
1101	159100	General Fund	Information Technology	\$ 5,000	AV Services break/fix supplies
1101	159100	General Fund	Information Technology	\$ 70,000	Cisco Smartnet Maintenance
1101	159100	General Fund	Information Technology	\$ 10,000	Small UPS
1101	159100	General Fund	Information Technology	\$ 78,000	NetScout Hardware Support
1101	159100	General Fund	Information Technology	\$ 177,000	Data Domain
1101	159100	General Fund	Information Technology	\$ 55,000	EMC Unity 350F
1101	159100	General Fund	Information Technology	\$ 40,000	Blade/Server Maintenance
1101	159100	General Fund	Information Technology	\$ 14,000	Barracuda Products
1101	159100	General Fund	Information Technology	\$ 6,500	Fiber Switch Maintenance
1101	159100	General Fund	Information Technology	\$ 2,100	Overland Tape Library
1101	159100	General Fund	Information Technology	\$ 400,000	Konica Minolta
1101	159100	General Fund	Information Technology	\$ 40,000	Pitney Bowes
1101	159100	General Fund	Information Technology	\$ 1,500	UPS Shipping
1101	159100	General Fund	Information Technology	\$ 9,000	TimeClock Plus Prof Fees
1101	159100	General Fund	Information Technology	\$ 5,000	OneSolution Prof Services
1101	159100	General Fund	Information Technology	\$ 5,000	Odyssey Prof Svcs
1101	159100	General Fund	Information Technology	\$ 35,000	Techshare Cloud Hosting Fee
1101	159100	General Fund	Information Technology	\$ 6,000	Video Conference Services
1101	159100	General Fund	Information Technology	\$ 12,000	LiveStream
1101	159100	General Fund	Information Technology	\$ 10,000	Building Security
1101	159100	General Fund	Information Technology	\$ 20,000	Contract Network Drops
1101	159100	General Fund	Information Technology	\$ 30,000	OnBase Prof Svcs
1101	159100	General Fund	Information Technology	\$ 450	Vumber
1101	159100	General Fund	Information Technology	\$ 17,000	Citrix Netscaler Prof Svcs
1101	159100	General Fund	Information Technology	\$ 6,000	Varonis Licensing
1101	159100	General Fund	Information Technology	\$ 44,000	OnBase Upgrade
1101	170100	General Fund	Facilities Services	\$ 32,000	Care Here Clinic Services
1101	170100	General Fund	Facilities Services	\$ 26,000	Generator Service
1101	170100	General Fund	Facilities Services	\$ 60,000	Elevator Service
1101	170100	General Fund	Facilities Services	\$ 118,200	HVAC Service
1101	170100	General Fund	Facilities Services	\$ 15,000	Grease Trap Cleaning
1101	170100	General Fund	Facilities Services	\$ 60,000	Dumpsters - BFI
1101	170100	General Fund	Facilities Services	\$ 78,000	Dumpsters - Waste Mgmt.
1101	170100	General Fund	Facilities Services	\$ 2,500	Dumpsters - Peninsula Sanitation
1101	170100	General Fund	Facilities Services	\$ 125,000	Landscaping
1101	170100	General Fund	Facilities Services	\$ 52,000	Fire & Burglar Alarms
1101	170100	General Fund	Facilities Services	\$ 20,000	Fire Equipment Inspections
1101	170100	General Fund	Facilities Services	\$ 708,000	Janitorial Service
1101	170100	General Fund	Facilities Services	\$ 25,000	UPS Maintenance
1101	170100	General Fund	Facilities Services	\$ 116,043	Other Contract Services
1101	170104	General Fund	ADA Compliance	\$ 50,000	ADA Compliance
1101	172111	General Fund	Fleet Mgmt.	\$ 41,700	Faster Service Contract
1101	172111	General Fund	Fleet Mgmt.	\$ 4,500	Fuel Force Service
1101	172111	General Fund	Fleet Mgmt.	\$ 2,800	Mitchell Repair Service
1101	172111	General Fund	Fleet Mgmt.	\$ 1,200	Cummins Insite Service

Fund Number	Division	Fund	Department	Total Adopted	Description
1101	172111	General Fund	Fleet Mgmt.	\$ 2,500	Hino Diagnostic Service
1101	172111	General Fund	Fleet Mgmt.	\$ 3,000	Matco Software Service
1101	172111	General Fund	Fleet Mgmt.	\$ 1,200	ESP Service
1101	172111	General Fund	Fleet Mgmt.	\$ 1,100	Ford IDS Service
1101	190100	General Fund	County Engineer	\$ 5,000	ESRI
1101	190100	General Fund	County Engineer	\$ 1,800	AutoCAD
1101	190100	General Fund	County Engineer	\$ 55,000	Beach Nourishment
1101	211101	General Fund	Sheriff Administration	\$ 42,000	Leased Vehicle Program
1101	211101	General Fund	Sheriff Administration	\$ 75,100	Other Contract Services
1101	211101	General Fund	Sheriff Administration	\$ 32,994	Accurint
1101	211101	General Fund	Sheriff Administration	\$ 10,200	Interlocal Breath Alcohol Supervisor
1101	211101	General Fund	Sheriff Administration	\$ 56,650	Drug Enforcement Analyst
1101	211121	General Fund	Sheriff's Dept. Criminal Investigation	\$ 1,500	Verizon Wireless
1101	211121	General Fund	Sheriff's Dept. Criminal Investigation	\$ 11,314	LeadsOnline
1101	211121	General Fund	Sheriff's Dept. Criminal Investigation	\$ 2,520	Covert Track Airtime
1101	211121	General Fund	Sheriff's Dept. Criminal Investigation	\$ 6,200	Cellebrite
1101	211121	General Fund	Sheriff's Dept. Criminal Investigation	\$ 18,075	Grayshift
1101	211121	General Fund	Sheriff's Dept. Criminal Investigation	\$ 4,524	PINLINK
1101	211131	General Fund	Sheriff's Dept. ID	\$ 230	CBM Archives Fingerprints
1101	211131	General Fund	Sheriff's Dept. ID	\$ 1,330	FARO 2D
1101	211131	General Fund	Sheriff's Dept. ID	\$ 200	ArcGIS
1101	211133	General Fund	Sheriff's Dept. Corrections	\$ 6,830,572	Jail Healthcare Contract
1101	211133	General Fund	Sheriff's Dept. Corrections	\$ 12,000	Drug Screen & Psych Exam
1101	211133	General Fund	Sheriff's Dept. Corrections	\$ 20,000	Maint & Repairs Equipment
1101	211133	General Fund	Sheriff's Dept. Corrections	\$ 33,000	Admin Fees- SCAAP Grant
1101	211133	General Fund	Sheriff's Dept. Corrections	\$ 8,000	Firing Range Rental
1101	211133	General Fund	Sheriff's Dept. Corrections	\$ 159,000	Overcrowding Detention Service
1101	211133	General Fund	Sheriff's Dept. Corrections	\$ 1,303,750	Jail Food Service
1101	211143	General Fund	Sheriff's Dept. Patrol	\$ 1,250	Software Licensing & Maintenance
1101	211143	General Fund	Sheriff's Dept. Patrol	\$ 1,200	Software Licensing & Maintenance
1101	211171	General Fund	Sheriff's Dept. Communications	\$ 16,200	Other Contract Services
1101	291010	General Fund	Emergency Management	\$ 5,500	ESRI License
1101	291010	General Fund	Emergency Management	\$ 412,500	Volunteer Fire Depts.
1101	291010	General Fund	Emergency Management	\$ 15,000	Blackboard
1101	291010	General Fund	Emergency Management	\$ 5,000	Evaluation of EMPG Exercises
1101	291010	General Fund	Emergency Management	\$ 5,000	Tower Maint
1101	291010	General Fund	Emergency Management	\$ 10,000	Unanticipated Emergency Needs
1101	293010	General Fund	Nuisance Abatement	\$ 205	Adobe Software
1101	293010	General Fund	Nuisance Abatement	\$ 6,000	Other Contract Services
1101	411010	General Fund	Health Admin & Sanitation	\$ 2,620,952	Public Health
1101	411043	General Fund	Health Admin & Sanitation	\$ 811,919	Animal Services
1101	411071	General Fund	Health Admin & Sanitation	\$ 3,734,667	Coastal Health & Wellness
1101	440100	General Fund	Contract Services	\$ 875,000	UTMB - Medical Examiner
1101	440100	General Fund	Contract Services	\$ 131,100	Carnes Transportation
1101	440100	General Fund	Contract Services	\$ 565,000	MHMR
1101	440100	General Fund	Contract Services	\$ 162,000	City of Dickinson EMS
1101	440100	General Fund	Contract Services	\$ 271,554	GCHD West County EMS
1101	440100	General Fund	Contract Services	\$ 815,925	GCHD East County EMS
1101	440100	General Fund	Contract Services	\$ 123,846	Kemah CL Shores EMS
1101	440100	General Fund	Contract Services	\$ 592,300	County Library Extension Service
1101	440100	General Fund	Contract Services	\$ 160,000	Non Profit Financial Asst.
1101	440100	General Fund	Contract Services	\$ 15,000	Windstorm Action Committee
1101	440100	General Fund	Contract Services	\$ 5,000	Gulf Coast Freight Rail Dist.
1101	440100	General Fund	Contract Services	\$ 300,000	Guardianship Program
1101	440100	General Fund	Contract Services	\$ 60,000	Indigent Burials - Carnes
1101	451110	General Fund	Senior Citizens	\$ 1,000	Interlocal Payment to BAMOW
1101	451110	General Fund	Senior Citizens	\$ 125,000	Interlocal Payment to IMGH
1101	451110	General Fund	Senior Citizens	\$ 5,000	Programs and Events
1101	513200	General Fund	Museum Collection	\$ 2,000	Rental Equipment
1101	513200	General Fund	Museum Collection	\$ 2,000	Various Contracts
1101	522020	General Fund	Beach & Parks Dept.	\$ 18,500	Port-o-let Services for Parks
1101	522020	General Fund	Beach & Parks Dept.	\$ 2,000	Port-o-let Services for Bolivar
1101	522020	General Fund	Beach & Parks Dept.	\$ 1,500	Equipment Rentals
1101	522020	General Fund	Beach & Parks Dept.	\$ 7,000	Facility Reservation Software
1101	522020	General Fund	Beach & Parks Dept.	\$ 50,000	Electrical Services
1101	522020	General Fund	Beach & Parks Dept.	\$ 3,000	Dumpster Services Bolivar
1101	522020	General Fund	Beach & Parks Dept.	\$ 3,000	GLO Lease Jones Bay Boat Ramp
1101	522020	General Fund	Beach & Parks Dept.	\$ 16,000	Dumpster Services for Parks
1101	522020	General Fund	Beach & Parks Dept.	\$ 11,000	Dumpster Services for Parks
1101	522020	General Fund	Beach & Parks Dept.	\$ 16,000	Dumpster Services for Parks
1101	522020	General Fund	Beach & Parks Dept.	\$ 5,000	Urban Foresters
1101	610200	General Fund	AgriLife Extension	\$ 1,000	Youth Education Program
1101	610200	General Fund	AgriLife Extension	\$ 5,840	Waste Services - BFI
			Total - General Fund	\$ 29,093,945	
1201	114021	Cnty Clk Records Archive Fund	County Clerk	\$ 500,000	Imaging/Conversion of Records
			Total - Cnty Clk Records Archive Fund	\$ 500,000	

<u>Fund Number</u>	<u>Division</u>	<u>Fund</u>	<u>Department</u>	<u>Total Adopted</u>	<u>Description</u>
1202	256118	Juvenile Justice Fund	Juvenile Justice - Detention	\$ 193,000	Educational Services
1202	256118	Juvenile Justice Fund	Juvenile Justice - Detention	\$ 203,758	Medical Services
1202	256118	Juvenile Justice Fund	Juvenile Justice - Detention	\$ 102,382	Food Services
1202	256119	Juvenile Justice Fund	Juvenile Justice - Post Program	\$ 50,882	Food Services
1202	256155	Juvenile Justice Fund	Juvenile Justice - JJAEP	\$ 71,000	Educational Services
1202	256155	Juvenile Justice Fund	Juvenile Justice - JJAEP	\$ 8,275	Food Services
		Total - Juvenile Justice Fund		\$ 629,297	
1203	440110	Indigent Health Care Fund	Indigent Health Care	\$ 2,500,000	Indigent Health Care Services
		Total - Indigent Health Care Fund		\$ 2,500,000	
1204	544042	Beach Maintenance - Road & Bridge	Beach Maintenance - Road & Bridge	\$ 48,000	Equipment Rentals
1204	544042	Beach Maintenance - Road & Bridge	Beach Maintenance - Road & Bridge	\$ 86,000	Beach Barrel Waste Service
1204	544042	Beach Maintenance - Road & Bridge	Beach Maintenance - Road & Bridge	\$ 31,500	Litter & Debris Removal
1204	544042	Beach Maintenance - Road & Bridge	Beach Maintenance - Road & Bridge	\$ 21,500	Portable Toilet Services
		Total - Beach Maintenance Road & Bridge		\$ 187,000	
1206	443300	Child Welfare Fund	Child Welfare	\$ 100,969	Physicians Assistant
1206	443300	Child Welfare Fund	Child Welfare	\$ 3,000	Rainbow Room
1206	443300	Child Welfare Fund	Child Welfare	\$ 10,000	Child Advocacy Project
		Total - Child Welfare Fund		\$ 113,969	
1207	652133	Economic Development	Economic Development	\$ 2,500	Software
1207	652133	Economic Development	Economic Development	\$ 750	Web Hosting
1207	652133	Economic Development	Economic Development	\$ 15,000	GEDP Summit Sponsorship
1207	652133	Economic Development	Economic Development	\$ 35,000	Bay Area Houston Economic Partnership
		Total - Economic Development Fund		\$ 53,250	
1208	120900	County Specialty Court Fund	Veteran's Court	\$ 3,000	Admin Costs
		Total - County Specialty Court Fund		\$ 3,000	
2102	114020	County Clerk Rec Mgt & Pres Fund	County Clerk	\$ 55,000	Recording Software
2102	114020	County Clerk Rec Mgt & Pres Fund	County Clerk	\$ 30,000	DPS Enhancements
2102	114020	County Clerk Rec Mgt & Pres Fund	County Clerk	\$ 3,500	Commissioners Court Software
2102	114020	County Clerk Rec Mgt & Pres Fund	County Clerk	\$ 2,500	Court Case Shelving
2102	114020	County Clerk Rec Mgt & Pres Fund	County Clerk	\$ 3,300	Electronic Docket Display
2102	114020	County Clerk Rec Mgt & Pres Fund	County Clerk	\$ 25,000	Automated Process Tool
2102	114020	County Clerk Rec Mgt & Pres Fund	County Clerk	\$ 5,000	Shredding Project
2102	114020	County Clerk Rec Mgt & Pres Fund	County Clerk	\$ 3,000	Creative Cloud License
2102	114020	County Clerk Rec Mgt & Pres Fund	County Clerk	\$ 82,000	Disaster Recovery Offsite
		Total - County Clerk Rec Mgt & Pres Fund		\$ 209,300	
2103	114031	Election Services	County Clerk	\$ 25,000	Election Inventory Mgmt
2103	114031	Election Services	County Clerk	\$ 25,000	Ballot Tracking Software
2103	114031	Election Services	County Clerk	\$ 50,000	Ballot by Mail Software
		Total - Election Services Fund		\$ 100,000	
2106	126111	District Clerk Records Mgmt. Fund	District Clerk	\$ 7,000	Upgrade Immigration Portal
		Total - Dist. Clerk Records Mgmt. Fund		\$ 7,000	
2211	129100	Law Library	Law Library	\$ 2,000	Law Library Contract
		Total - Law Library Fund		\$ 2,000	
2216	122320	Probate Court Contributions Fund	Probate Court	\$ 37,000	Other Contract Services
		Total - Probate Court Contributions Fund		\$ 37,000	
2219	128900	Court Reporter Services	Court Reporter	\$ 5,000	Misc.
2219	128900	Court Reporter Services	Court Reporter	\$ 11,500	Stenograph Support
		Total - Court Reporter Services Fund		\$ 16,500	
2301	312110	Road & Bridge Fund	Road & Bridge - Admin	\$ 3,000	ESRI Software
2301	312110	Road & Bridge Fund	Road & Bridge - Admin	\$ 2,000	Portable Toilet Service
2301	312110	Road & Bridge Fund	Road & Bridge - Admin	\$ 2,500	Waste Disposal Services
2301	312120	Road & Bridge Fund	Road & Bridge - FM Lateral Road	\$ 35,000	Equipment Rentals
		Total - Road & Bridge Fund		\$ 42,500	
2303	314300	Farm to Market Lateral Road	Right of Way	\$ 45,000	ROW Acquisition
		Total - Farm to Market Lateral Road Fund		\$ 45,000	
2370	296100	Flood Control Fund	Flood Control	\$ 3,000	Laser Repair & Service
2370	296121	Flood Control Fund	Seawall Maintenance	\$ 3,000	Equipment Rental/Lease
2370	296121	Flood Control Fund	Seawall Maintenance	\$ 35,200	Dept. of the Interior
2370	296121	Flood Control Fund	Seawall Maintenance	\$ 1,560	Portable Toilet Service
2370	296121	Flood Control Fund	Seawall Maintenance	\$ 15,000	Litter & Debris Removal
2370	296121	Flood Control Fund	Seawall Maintenance	\$ 8,700	Underwater Inspections
2370	296121	Flood Control Fund	Seawall Maintenance	\$ 1,200	Waste Services

<u>Fund Number</u>	<u>Division</u>	<u>Fund</u>	<u>Department</u>	<u>Total Adopted</u>	<u>Description</u>
2370	296121	Flood Control Fund	Seawall Maintenance	\$ 1,000	Welding Supplies
2370	296121	Flood Control Fund	Seawall Maintenance	\$ 15,000	Electric Services
			Total - Flood Control Fund	\$ 83,660	
2410	411100	Mosquito Control Fund	Mosquito Control District	\$ 2,000	Software Licensing & Maintenance
2410	411100	Mosquito Control Fund	Mosquito Control District	\$ 10,050	Software Licensing & Maintenance
			Total - Mosquito Control Fund	\$ 12,050	
2601	522042	Beach & Parks Fund	Beach & Parks	\$ 60,000	Port-o-let Services
2601	522042	Beach & Parks Fund	Beach & Parks	\$ 70,000	Trash Barrel Pickup
2601	522042	Beach & Parks Fund	Beach & Parks	\$ 35,000	Litter Pickup Service
2601	522042	Beach & Parks Fund	Beach & Parks	\$ 35,000	Dumpster Service
2601	522042	Beach & Parks Fund	Beach & Parks	\$ 20,000	Restroom Cleaning
2601	522042	Beach & Parks Fund	Beach & Parks	\$ 20,000	Restroom Supplies
2601	522042	Beach & Parks Fund	Beach & Parks	\$ 22,000	Beach Nourishment
2601	522042	Beach & Parks Fund	Beach & Parks	\$ 8,000	Misc. Services
2601	522042	Beach & Parks Fund	Beach & Parks	\$ 5,000	Banking fees
2601	522081	Beach & Parks Fund	Beach & Parks	\$ 198,671	Land
			Total - Beach & Parks Fund	\$ 473,671	
6124	155020	Workers Compensation Fund	Human Resources	\$ 50,000	Admin. Costs
6124	155020	Workers Compensation Fund	Human Resources	\$ 5,000	Other Contract Services
			Total - Workers Comp Fund	\$ 55,000	
			Grand Total All Funds	\$ 34,164,142	

**Galveston County, Texas
Adopted Budget
Fiscal Year 2022 Contracts**

Object	Pri	Description/Comments	Begin Date	End Date	Vendor	Contract Type	New (Y/N) Contract #	Qty	Unit Cost	Requested Budget	Adopted Budget
1101 Fund		General Fund									
1100 Department: General Government 110000 Division: General Government											
5414200	00	Patillo, Brown & Hill, LLP	10/01/2021	09/30/2022	BIDCON PROFESSIONAL SERVICES		N	1	100,000	100,000	100,000
					Bid and Contract Vendor		TBD				
										Object: 5414200	
										New Total:	0
										Ongoing Total:	100,000
										Object Total:	100,000
5415200	00	SB292 Criminal Justice Project	10/01/2021	09/30/2022	BIDCON MEDICAL OUTPATIENT		N	1	59,860	59,860	59,860
					Bid and Contract Vendor		TBD				
										Object: 5415200	
										New Total:	0
										Ongoing Total:	59,860
										Object Total:	59,860
5481000	00	Cost Allocation Plan	10/01/2021	09/30/2022	BIDCON PROFESSIONAL SERVICES		N	1	35,100	35,100	35,100
					Bid and Contract Vendor		TBD				
5481000	00	Meadows Mental Health Inst	10/01/2021	09/30/2022	BIDCON PROFESSIONAL SERVICES		N	1	224,000	224,000	224,000
					Bid and Contract Vendor		TBD				

**Galveston County, Texas
Adopted Budget
Fiscal Year 2022 Contracts**

Object	Pri	Description/Comments	Begin Date	End Date	Vendor	Contract Type	New (Y/N) Contract #	Qty	Unit Cost	Requested Budget	Adopted Budget
1101 Fund		General Fund									
1100 Department: General Government 110000 Division: General Government											
5481000	00	Smart Dollar	10/01/2021	09/30/2022	BIDCON	MISCELLANEOUS	N	1	32,400	32,400	32,400
					Bid and Contract Vendor		TBD				
5481000	00	Estrada Hinojosa & Co	10/01/2021	09/30/2022	BIDCON	MISCELLANEOUS	N	1	75,000	75,000	75,000
					Bid and Contract Vendor		TBD				
5481000	00	Federal Lobbying Contract	10/01/2021	09/30/2022	BIDCON	MISCELLANEOUS	N	0	46,000	46,000	0
					Bid and Contract Vendor		TBD				
5481000	00	Gabriel & Roeder	10/01/2021	09/30/2022	BIDCON	MISCELLANEOUS	N	1	9,000	9,000	9,000
					Bid and Contract Vendor		TBD				
										Object: 5481000	
										New Total:	0
										Ongoing Total:	421,500
										Object Total:	421,500
										Division: 110000	
										New Total:	0
										Ongoing Total:	581,360
										Division Total:	581,360

**Galveston County, Texas
Adopted Budget
Fiscal Year 2022 Contracts**

Object	Pri	Description/Comments	Begin Date	End Date	Vendor	Contract Type	New (Y/N) Contract #	Qty	Unit Cost	Requested Budget	Adopted Budget
--------	-----	----------------------	------------	----------	--------	---------------	-------------------------	-----	--------------	---------------------	-------------------

1101 Fund General Fund

1140 Department: County Clerk
114000 Division: County Clerk

5423000	00	Maintenance Equipment	10/01/2021	09/30/2022	BIDCON PREV.		N	1	3,000	3,000	3,000
		Various repairs to equipment not under maintenance agreements such as office typewriters and file clocks.			Bid and Contract Vendor		TBD				

Object: 5423000											
New Total:										0	0
Ongoing Total:										3,000	3,000
Object Total:										3,000	3,000
Division: 114000											
New Total:										0	0
Ongoing Total:										3,000	3,000
Division Total:										3,000	3,000

**Galveston County, Texas
Adopted Budget
Fiscal Year 2022 Contracts**

Object	Pri	Description/Comments	Begin Date	End Date	Vendor	Contract Type	New (Y/N) Contract #	Qty	Unit Cost	Requested Budget	Adopted Budget
1101 Fund		General Fund									
1140 Department: County Clerk 114030 Division: Election Expense											
5423000	01	Election Equipment	10/01/2021	09/30/2022	406853	PREV.	N	1	140,000	140,000	140,000
		Annual License and Support for Hart Verity System election equipment			HART INTERCIVIC		CM20058				
5423000	01	Repair & Maintenance of Electi	10/01/2021	09/30/2022	406853	PREV.	N	1	30,000	30,000	30,000
		Repair and maintenance of election equipment			HART INTERCIVIC		TBD				
5423000	01	Poll Pads	10/01/2021	09/30/2022	406853	SOFTWARE	N	1	25,000	25,000	25,000
		Annual software, license and support for Poll Pads used at election locations			HART INTERCIVIC		CM20033				
5423000	03	Backup Ballot Supplies	10/01/2021	09/30/2022	406853	MISCELLANEOUS	N	1	1,000	1,000	1,000
		Backup - Prepare and Print Ballots/Election Supplies			HART INTERCIVIC		CM17190				
5423000	05	Datacard CD800	10/01/2021	09/30/2022	712592	HARDWARE	N	1	1,500	1,500	1,500
		Repair and maintenance on datacard equipment			IDENTISYS INC.		CM20034				
Object: 5423000											
New Total:										0	0
Ongoing Total:										197,500	197,500
Object Total:										197,500	197,500

**Galveston County, Texas
Adopted Budget
Fiscal Year 2022 Contracts**

Object	Pri	Description/Comments	Begin Date	End Date	Vendor	Contract Type	New (Y/N) Contract #	Qty	Unit Cost	Requested Budget	Adopted Budget
1101 Fund		General Fund									
1140 Department: County Clerk 114030 Division: Election Expense											
5481000	01	WiFi/Internet Connectivity	10/01/2021	09/30/2022	709784	MISCELLANEOUS	N	1	30,000	30,000	30,000
		WiFi/Internet connectivity for polling locations			AT&T MOBILITY		CM17202				
5481000	02	Sample Ballots Online	10/01/2021	09/30/2022	715586	MISCELLANEOUS	N	1	40,000	40,000	40,000
		Live Ballots online subscription agreement			LIVE BALLOT INC		CM13201				
5481000	03	Mobile App for Elections	10/01/2021	09/30/2022	719958	MISCELLANEOUS	N	1	5,000	5,000	5,000
		Mobile App for Voter Information			14 ORANGES SOFTWARE INC		CM17257				
5481000	04	Ballot by Mail Equipment	10/01/2021	09/30/2022	719950	MISCELLANEOUS	N	1	30,000	30,000	30,000
		Lease of mail ballot processing equipment			PITNEY BOWES GLOBAL		CM19287				
Object: 5481000											
New Total:										0	0
Ongoing Total:										105,000	105,000
Object Total:										105,000	105,000
Division: 114030											
New Total:										0	0
Ongoing Total:										302,500	302,500
Division Total:										302,500	302,500

**Galveston County, Texas
Adopted Budget
Fiscal Year 2022 Contracts**

Object	Pri	Description/Comments	Begin Date	End Date	Vendor	Contract Type	New (Y/N) Contract #	Qty	Unit Cost	Requested Budget	Adopted Budget
1101 Fund		General Fund									
1175 Department: Veteran's Services 117500 Division: Veteran's Services											
5419301		Panoramic Vet Pro License Fee	03/29/2021	03/29/2023	721819	SOFTWARE	Y	1	1,350	1,350	1,350
		New software program annual license fee.			PANORAMIC VET PRO INC.		TBD				
Object: 5419301											
New Total:										1,350	1,350
Ongoing Total:										0	0
Object Total:										1,350	1,350
Division: 117500											
New Total:										1,350	1,350
Ongoing Total:										0	0
Division Total:										1,350	1,350

**Galveston County, Texas
Adopted Budget
Fiscal Year 2022 Contracts**

Object	Pri	Description/Comments	Begin Date	End Date	Vendor	Contract Type	New (Y/N) Contract #	Qty	Unit Cost	Requested Budget	Adopted Budget
1101 Fund		General Fund									
1271 Department: District Attorney 127100 Division: District Attorney											
5413000	00	JP Prosecutor	10/01/2021	09/30/2022	134270	PROFESSIONAL SERVICES	N	1	40,000	40,000	40,000
		Justice of the Peace Prosecutor			MORA JR, J T		TBD				
5413000	00	MHMR Prosecutor	10/01/2021	09/30/2022	711352	PROFESSIONAL SERVICES	N	1	48,000	48,000	48,000
		MHMR Prosecutor contract salary per order from District Judges. The increase is due to Mr. Johnsen handling approximately 24 additional cases per year in connection with the new felony Mental Health Court.			LAW OFFICE OF CHRISTOPHER		TBD				
5413000	00	Truancy Prosecutor	10/01/2021	09/30/2022	720306	PROFESSIONAL SERVICES	N	1	20,000	20,000	20,000
		Special Prosecutor, Truancy			ZENDEH DEL, CAROLYN KATE		TBD				
Object: 5413000											
New Total:										0	0
Ongoing Total:										108,000	108,000
Object Total:										108,000	108,000
5481000	00	Prof Services Intoxilator	10/01/2021	09/30/2022	033241	PREV.	Y	1	12,000	12,000	12,000
		Maintain and Service Intoxilator Machine			CITY OF LEAGUE CITY		TBD				

**Galveston County, Texas
Adopted Budget
Fiscal Year 2022 Contracts**

Object	Pri	Description/Comments	Begin Date	End Date	Vendor	Contract Type	New (Y/N) Contract #	Qty	Unit Cost	Requested Budget	Adopted Budget
--------	-----	----------------------	------------	----------	--------	---------------	-------------------------	-----	--------------	---------------------	-------------------

1101 Fund General Fund

1271 Department: District Attorney
127100 Division: District Attorney

Object: 5481000		
New Total:	12,000	12,000
Ongoing Total:	0	0
Object Total:	12,000	12,000
Division: 127100		
New Total:	12,000	12,000
Ongoing Total:	108,000	108,000
Division Total:	120,000	120,000

**Galveston County, Texas
Adopted Budget
Fiscal Year 2022 Contracts**

Object	Pri	Description/Comments	Begin Date	End Date	Vendor	Contract Type	New (Y/N) Contract #	Qty	Unit Cost	Requested Budget	Adopted Budget
1101 Fund		General Fund									
1292 Department: Collections Office 129200 Division: Collections Office											
5481000	00	iPLOW Program	10/01/2021	09/30/2022	719760	CONTRACT IT	N	1	9,800	9,800	9,800
		iPLOW Default System			I-PLOW.COM LLC		TBD				
Object: 5481000											
New Total:										0	0
Ongoing Total:										9,800	9,800
Object Total:										9,800	9,800
Division: 129200											
New Total:										0	0
Ongoing Total:										9,800	9,800
Division Total:										9,800	9,800

**Galveston County, Texas
Adopted Budget
Fiscal Year 2022 Contracts**

Object	Pri	Description/Comments	Begin Date	End Date	Vendor	Contract Type	New (Y/N) Contract #	Qty	Unit Cost	Requested Budget	Adopted Budget
1101 Fund		General Fund									
1293 Department: Personal Bond Office 129300 Division: Personal Bond Office											
5481000	00	Update to Noble Software	10/01/2021	09/30/2022	715016	SOFTWARE	Y	1	1,035	1,035	1,035
					NOBLE SOFTWARE GROUP						
5481000	00	Noble Pretrial Assessment Plat	10/01/2021	09/30/2022	715016	MISCELLANEOUS	N	1	13,000	13,000	13,000
					NOBLE SOFTWARE GROUP		TBD				
5481000	00	Network Cabling Services	10/01/2021	09/30/2022	BIDCON	MISCELLANEOUS	N	1	1,500	1,500	1,500
					Bid and Contract Vendor		TBD				
5481000	00	CSS Case Mgmt	10/01/2021	09/30/2022	BIDCON	MISCELLANEOUS	N	1	17,000	17,000	17,000
					Bid and Contract Vendor		21051				
5481000	00	RMS Electronic Monitoring	10/01/2021	09/30/2022	BIDCON	MISCELLANEOUS	Y	1	45,000	45,000	45,000
					Bid and Contract Vendor		TBD				
Object: 5481000											
New Total:										46,035	46,035
Ongoing Total:										31,500	31,500
Object Total:										77,535	77,535

**Galveston County, Texas
Adopted Budget
Fiscal Year 2022 Contracts**

Object	Pri	Description/Comments	Begin Date	End Date	Vendor	Contract Type	New (Y/N) Contract # Qty	Unit Cost	Requested Budget	Adopted Budget
--------	-----	----------------------	------------	----------	--------	---------------	-----------------------------	--------------	---------------------	-------------------

1101 Fund General Fund

<p>1293 Department: Personal Bond Office 129300 Division: Personal Bond Office</p>
--

Division: 129300		
New Total:	46,035	46,035
Ongoing Total:	31,500	31,500
Division Total:	77,535	77,535

**Galveston County, Texas
Adopted Budget
Fiscal Year 2022 Contracts**

Object	Pri	Description/Comments	Begin Date	End Date	Vendor	Contract Type	New (Y/N) Contract #	Qty	Unit Cost	Requested Budget	Adopted Budget
1101 Fund		General Fund									
1294 Department: Magistrates 129400 Division: Magistrates											
5481000	00	Magistrates	10/01/2021	09/30/2022	BIDCON	MISCELLANEOUS	N	1	182,500	182,500	182,500
					Bid and Contract Vendor		TBD				
5481000	00	City of Hitchcock Magistrate Admin Fees	10/01/2021	09/30/2022	BIDCON	MISCELLANEOUS	N	1	12,000	12,000	12,000
					Bid and Contract Vendor		TBD				
5481000	00	City of Hitchcock Magistrates	10/01/2021	09/30/2022	BIDCON	PROFESSIONAL SERVICES	N	1	60,000	60,000	60,000
					Bid and Contract Vendor		TBD				
Object: 5481000											
New Total:										0	0
Ongoing Total:										254,500	254,500
Object Total:										254,500	254,500
Division: 129400											
New Total:										0	0
Ongoing Total:										254,500	254,500
Division Total:										254,500	254,500

**Galveston County, Texas
Adopted Budget
Fiscal Year 2022 Contracts**

Object	Pri	Description/Comments	Begin Date	End Date	Vendor	Contract Type	New (Y/N) Contract #	Qty	Unit Cost	Requested Budget	Adopted Budget
1101 Fund		General Fund									
1513 Department: County Auditor 151300 Division: County Auditor											
5414200	00	Audit Services	10/01/2021	09/30/2022	BIDCON PROFESSIONAL SERVICES		N	1	12,000	12,000	12,000
					Bid and Contract Vendor		TBD				
										Object: 5414200	
										New Total:	0
										Ongoing Total:	12,000
										Object Total:	12,000
5419301	00	Software Licensing and Maint	10/01/2021	09/30/2022	BIDCON PROFESSIONAL SERVICES		N	1	21,050	21,050	21,050
					Bid and Contract Vendor		TBD				
										Object: 5419301	
										New Total:	0
										Ongoing Total:	21,050
										Object Total:	21,050
										Division: 151300	
										New Total:	0
										Ongoing Total:	33,050
										Division Total:	33,050

**Galveston County, Texas
Adopted Budget
Fiscal Year 2022 Contracts**

Object	Pri	Description/Comments	Begin Date	End Date	Vendor	Contract Type	New (Y/N) Contract #	Qty	Unit Cost	Requested Budget	Adopted Budget
--------	-----	----------------------	------------	----------	--------	---------------	-------------------------	-----	--------------	---------------------	-------------------

1101 Fund General Fund

1514 Department: Dir of Finance/Admin/Budget Of
151400 Division: Professional Services

5481000	00	Arbitrage/Rebate Calculations	10/01/2021	09/30/2022	BIDCON PROFESSIONAL SERVICES	N	1	20,000	20,000	20,000
					Bid and Contract Vendor					TBD

Object: 5481000		
New Total:	0	0
Ongoing Total:	20,000	20,000
Object Total:	20,000	20,000
Division: 151400		
New Total:	0	0
Ongoing Total:	20,000	20,000
Division Total:	20,000	20,000

**Galveston County, Texas
Adopted Budget
Fiscal Year 2022 Contracts**

Object	Pri	Description/Comments	Begin Date	End Date	Vendor	Contract Type	New (Y/N) Contract #	Qty	Unit Cost	Requested Budget	Adopted Budget
1101 Fund		General Fund									
1515 Department: County Tax Assessor Collector 151500 Division: Tax Assessor/Collector Admin											
5423000	00	Scanner Maintenance Agreements	10/01/2020	09/30/2022	710840	MISCELLANEOUS	N	3	425	1,275	1,275
		Two Technique Data Systems Cannon CR190i Scanners + One CR 190iII Scanner Maintenance Agreements			TECHNIQUE DATA SYSTEMS		2480				
Object: 5423000											
New Total:										0	0
Ongoing Total:										1,275	1,275
Object Total:										1,275	1,275
5481000	00	Lockbox Maintenance	10/01/2021	09/30/2022	710840	PROFESSIONAL SERVICES	N	1	3,500	3,500	3,500
		Tech Data System Annual Software Licenses (remittance software, CAR/LAR recognition, electronic deposit, multi-user license fee)			TECHNIQUE DATA SYSTEMS		2485				
5481000	00	MV Lockbox Maintenance	10/01/2021	09/30/2022	710840	PROFESSIONAL SERVICES	N	1	3,085	3,085	3,085
					TECHNIQUE DATA SYSTEMS		3501				
5481000	00	VR Mass Mailout	10/01/2020	09/30/2021	BIDCON	MISCELLANEOUS	Y	1	8,500	8,500	8,500
					Bid and Contract Vendor		TBD				
5481000	00	Statements & Delinquent Notice	10/01/2021	09/30/2022	BIDCON	PROFESSIONAL SERVICES	N	1	28,000	28,000	28,000
		Tax Statement printing & Mailing contract			Bid and Contract Vendor		TBD				

**Galveston County, Texas
Adopted Budget
Fiscal Year 2022 Contracts**

Object	Pri	Description/Comments	Begin Date	End Date	Vendor	Contract Type	New (Y/N) Contract #	Qty	Unit Cost	Requested Budget	Adopted Budget
1101 Fund		General Fund									
1515 Department: County Tax Assessor Collector 151500 Division: Tax Assessor/Collector Admin											
5481000	00	PO Box Rental	10/01/2020	09/30/2022	BIDCON PROFESSIONAL SERVICES		N	1	400	400	400
		Annual PO Box Fee			Bid and Contract Vendor		TBD				
Object: 5481000											
New Total:										8,500	8,500
Ongoing Total:										34,985	34,985
Object Total:										43,485	43,485
Division: 151500											
New Total:										8,500	8,500
Ongoing Total:										36,260	36,260
Division Total:										44,760	44,760

**Galveston County, Texas
Adopted Budget
Fiscal Year 2022 Contracts**

Object	Pri	Description/Comments	Begin Date	End Date	Vendor	Contract Type	New (Y/N) Contract #	Qty	Unit Cost	Requested Budget	Adopted Budget
1101 Fund		General Fund									
1516 Department: County Treasurer 151600 Division: County Treasurer											
5481000		Banking Contract Fees	10/01/2021	09/30/2022	BIDCON	MISCELLANEOUS	N	1	10,000	10,000	10,000
		Monthly and quarterly banking fees, various specialized printing equipment maintenance contracts, unique check folding machine service contract, currency machine contract			Bid and Contract Vendor		TBD				
Object: 5481000											
New Total:										0	0
Ongoing Total:										10,000	10,000
Object Total:										10,000	10,000
Division: 151600											
New Total:										0	0
Ongoing Total:										10,000	10,000
Division Total:										10,000	10,000

**Galveston County, Texas
Adopted Budget
Fiscal Year 2022 Contracts**

Object	Pri	Description/Comments	Begin Date	End Date	Vendor	Contract Type	New (Y/N) Contract #	Qty	Unit Cost	Requested Budget	Adopted Budget
1101 Fund		General Fund									
1518 Department: Purchasing Department 151800 Division: Purchasing											
5419301	00	Software	10/01/2021	09/30/2022	BIDCON	MISCELLANEOUS	N	1	16,000	16,000	16,000
					Bid and Contract Vendor		TBD				
Object: 5419301											
New Total:										0	0
Ongoing Total:										16,000	16,000
Object Total:										16,000	16,000
5481000	00	Other Contracts Svcs	10/01/2021	09/30/2022	BIDCON	MISCELLANEOUS	N	1	8,000	8,000	8,000
					Bid and Contract Vendor		TBD				
Object: 5481000											
New Total:										0	0
Ongoing Total:										8,000	8,000
Object Total:										8,000	8,000
Division: 151800											
New Total:										0	0
Ongoing Total:										24,000	24,000
Division Total:										24,000	24,000

**Galveston County, Texas
Adopted Budget
Fiscal Year 2022 Contracts**

Object	Pri	Description/Comments	Begin Date	End Date	Vendor	Contract Type	New (Y/N) Contract #	Qty	Unit Cost	Requested Budget	Adopted Budget
1101 Fund		General Fund									
1550 Department: Human Resources 155000 Division: Human Resources											
5419301		NeoGov	10/01/2021	09/30/2022	BIDCON SOFTWARE		Y	1	76,500	76,500	76,500
		NeoGov (Government Jobs, Insight and Onboard) - \$40,000 (Performance Management) - \$36,5000			Bid and Contract Vendor						
5419301	1	OPAC Testing	10/01/2021	09/30/2022	BIDCON SOFTWARE		Y	1	3,500	3,500	3,500
		OPAC Testing for Applicants			Bid and Contract Vendor						
Object: 5419301											
New Total:										80,000	80,000
Ongoing Total:										0	0
Object Total:										80,000	80,000
5481000		Temp Staffing	10/01/2021	09/30/2022	BIDCON MISCELLANEOUS		Y	1	80,000	80,000	80,000
		Temp Staffing for County			Bid and Contract Vendor						
5481000		MSW Consulting	10/01/2021	09/30/2022	BIDCON MISCELLANEOUS		Y	1	110,000	110,000	110,000
		Consulting for County Benefits			Bid and Contract Vendor						

**Galveston County, Texas
Adopted Budget**

Fiscal Year 2022 Contracts

Object	Pri	Description/Comments	Begin Date	End Date	Vendor	Contract Type	New (Y/N) Contract # Qty	Unit Cost	Requested Budget	Adopted Budget
--------	-----	----------------------	------------	----------	--------	---------------	-----------------------------	--------------	---------------------	-------------------

1101 Fund General Fund

1550 Department: Human Resources
155000 Division: Human Resources

Object: 5481000		
New Total:	190,000	190,000
Ongoing Total:	0	0
Object Total:	190,000	190,000
Division: 155000		
New Total:	270,000	270,000
Ongoing Total:	0	0
Division Total:	270,000	270,000

**Galveston County, Texas
Adopted Budget
Fiscal Year 2022 Contracts**

Object	Pri	Description/Comments	Begin Date	End Date	Vendor	Contract Type	New (Y/N) Contract #	Qty	Unit Cost	Requested Budget	Adopted Budget
1101 Fund		General Fund									
1591 Department: Information Technology 159100 Division: Information Technology											
5419301	01	Odyssey Maintenance (Enotice)	10/01/2021	09/30/2022	BIDCON SOFTWARE		N	1	321,000	321,000	321,000
					Bid and Contract Vendor		TBD				
5419301	01	OSSI Maintenance	10/01/2021	09/30/2022	BIDCON SOFTWARE		N	1	244,300	244,300	244,300
					Bid and Contract Vendor		TBD				
5419301	01	Netmotion	10/01/2021	09/30/2022	BIDCON SOFTWARE		N	1	26,000	26,000	26,000
					Bid and Contract Vendor		TBD				
5419301	01	Cognos & Cobal	10/01/2021	09/30/2022	BIDCON SOFTWARE		N	1	21,500	21,500	21,500
					Bid and Contract Vendor		TBD				
5419301	01	Reportal	10/01/2021	09/30/2022	BIDCON SOFTWARE		N	1	660	660	660
					Bid and Contract Vendor		TBD				
5419301	01	OneSolution Maintenance	10/01/2021	09/30/2022	BIDCON SOFTWARE		N	1	147,000	147,000	147,000
					Bid and Contract Vendor		TBD				
5419301	01	Public Web Maintenance	10/01/2021	09/30/2022	BIDCON SOFTWARE		N	1	15,000	15,000	15,000
					Bid and Contract Vendor		TBD				

**Galveston County, Texas
Adopted Budget
Fiscal Year 2022 Contracts**

Object	Pri	Description/Comments	Begin Date	End Date	Vendor	Contract Type	New (Y/N) Contract #	Qty	Unit Cost	Requested Budget	Adopted Budget
1101 Fund		General Fund									
1591 Department: Information Technology 159100 Division: Information Technology											
5419301	01	Archive Social	10/01/2021	09/30/2022	BIDCON SOFTWARE		N	1	8,000	8,000	8,000
					Bid and Contract Vendor		TBD				
5419301	01	DocuSign Subscription	10/01/2021	09/30/2022	BIDCON SOFTWARE		N	1	6,000	6,000	6,000
					Bid and Contract Vendor		TBD				
5419301	01	OnBase Annual Maintenance	10/01/2021	09/30/2022	BIDCON SOFTWARE		N	1	145,000	145,000	145,000
					Bid and Contract Vendor		TBD				
5419301	01	Printech Maintenance	10/01/2021	09/30/2022	BIDCON SOFTWARE		N	1	2,300	2,300	2,300
					Bid and Contract Vendor		TBD				
5419301	01	OneSolution RSP	10/01/2021	09/30/2022	BIDCON SOFTWARE		N	1	136,000	136,000	136,000
					Bid and Contract Vendor		TBD				
5419301	01	Crimentel	10/01/2021	09/30/2022	BIDCON SOFTWARE		N	1	20,000	20,000	20,000
					Bid and Contract Vendor		TBD				
5419301	01	Hyland Premium Subscription	10/01/2021	09/30/2022	BIDCON SOFTWARE		N	1	9,000	9,000	9,000
					Bid and Contract Vendor		TBD				

**Galveston County, Texas
Adopted Budget
Fiscal Year 2022 Contracts**

Object	Pri	Description/Comments	Begin Date	End Date	Vendor	Contract Type	New (Y/N) Contract #	Qty	Unit Cost	Requested Budget	Adopted Budget
1101 Fund		General Fund									
1591 Department: Information Technology 159100 Division: Information Technology											
5419301	01	TimeClock Plus	10/01/2021	09/30/2022	BIDCON SOFTWARE		N	1	26,000	26,000	26,000
					Bid and Contract Vendor		TBD				
5419301	01	eNotices/eNotify	10/01/2021	09/30/2022	BIDCON SOFTWARE		N	1	18,000	18,000	18,000
					Bid and Contract Vendor		TBD				
5419301	01	Employee Online	10/01/2021	09/30/2022	BIDCON SOFTWARE		N	1	5,270	5,270	5,270
					Bid and Contract Vendor		TBD				
5419301	01	AdTempus license maintenance	10/01/2021	09/30/2022	BIDCON SOFTWARE		N	1	200	200	200
					Bid and Contract Vendor		TBD				
5419301	01	TimeClock Plus Enterprise Empl	10/01/2021	09/30/2022	BIDCON SOFTWARE		Y	1	20,000	20,000	20,000
					Bid and Contract Vendor		TBD				
5419301	01	Hightail	10/01/2021	09/30/2022	BIDCON SOFTWARE		N	1	2,500	2,500	2,500
					Bid and Contract Vendor		TBD				
5419301	01	iJuror	10/01/2021	09/30/2022	BIDCON SOFTWARE		N	1	16,000	16,000	16,000
					Bid and Contract Vendor		TBD				

**Galveston County, Texas
Adopted Budget
Fiscal Year 2022 Contracts**

Object	Pri	Description/Comments	Begin Date	End Date	Vendor	Contract Type	New (Y/N) Contract #	Qty	Unit Cost	Requested Budget	Adopted Budget
1101 Fund		General Fund									
1591 Department: Information Technology 159100 Division: Information Technology											
5419301	01	Meeting Management Maintenance	10/01/2021	09/30/2022	BIDCON SOFTWARE		N	1	6,000	6,000	6,000
					Bid and Contract Vendor		TBD				
5419301	01	Artic Wolf	10/01/2021	09/30/2022	BIDCON SOFTWARE		N	1	160,000	160,000	160,000
					Bid and Contract Vendor		TBD				
5419301	01	KnowBe4	10/01/2021	09/30/2022	BIDCON SOFTWARE		N	1	16,000	16,000	16,000
					Bid and Contract Vendor		TBD				
5419301	01	Avtech (Room Alert) Maint.	10/01/2021	09/30/2022	BIDCON SOFTWARE		N	1	550	550	550
					Bid and Contract Vendor		TBD				
5419301	01	Kiwi SysLog Server Software	10/01/2021	09/30/2022	BIDCON SOFTWARE		N	1	600	600	600
					Bid and Contract Vendor		TBD				
5419301	01	Solarwinds Maintenance	10/01/2021	09/30/2022	BIDCON SOFTWARE		N	1	22,000	22,000	22,000
					Bid and Contract Vendor		TBD				
5419301	01	Cisco WAC License	10/01/2021	09/30/2022	BIDCON SOFTWARE		N	1	25,000	25,000	25,000
					Bid and Contract Vendor		TBD				

Galveston County, Texas
Adopted Budget
Fiscal Year 2022 Contracts

Object	Pri	Description/Comments	Begin Date	End Date	Vendor	Contract Type	New (Y/N) Contract #	Qty	Unit Cost	Requested Budget	Adopted Budget
1101 Fund		General Fund									
1591 Department: Information Technology 159100 Division: Information Technology											
5419301	01	ChangeGear	10/01/2021	09/30/2022	BIDCON SOFTWARE		N	1	65,000	65,000	65,000
					Bid and Contract Vendor		TBD				
5419301	01	Powershell Studio	10/01/2021	09/30/2022	BIDCON SOFTWARE		N	1	400	400	400
					Bid and Contract Vendor		TBD				
5419301	01	Powerdesk Pro	10/01/2021	09/30/2022	BIDCON SOFTWARE		N	1	400	400	400
					Bid and Contract Vendor		TBD				
5419301	01	Hyena	10/01/2021	09/30/2022	BIDCON SOFTWARE		N	1	650	650	650
					Bid and Contract Vendor		TBD				
5419301	01	McAfee Gold & Endpoint Servers	10/01/2021	09/30/2022	BIDCON SOFTWARE		N	1	3,600	3,600	3,600
					Bid and Contract Vendor		TBD				
5419301	01	Promodag	10/01/2021	09/30/2022	BIDCON SOFTWARE		N	1	2,600	2,600	2,600
					Bid and Contract Vendor		TBD				
5419301	01	Varonis Software Maintenance	10/01/2021	09/30/2022	BIDCON SOFTWARE		N	1	157,000	157,000	157,000
					Bid and Contract Vendor		TBD				

**Galveston County, Texas
Adopted Budget
Fiscal Year 2022 Contracts**

Object	Pri	Description/Comments	Begin Date	End Date	Vendor	Contract Type	New (Y/N) Contract #	Qty	Unit Cost	Requested Budget	Adopted Budget
1101 Fund		General Fund									
1591 Department: Information Technology 159100 Division: Information Technology											
5419301	01	Citrix Subscription Support	10/01/2021	09/30/2022	BIDCON SOFTWARE		N	1	30,000	30,000	30,000
					Bid and Contract Vendor		TBD				
5419301	01	Microsoft EA Renewal	10/01/2021	09/30/2022	BIDCON SOFTWARE		N	1	600,000	600,000	600,000
					Bid and Contract Vendor		TBD				
5419301	01	Domain Registration	10/01/2021	09/30/2022	BIDCON SOFTWARE		N	1	450	450	450
					Bid and Contract Vendor		TBD				
5419301	01	TreeSize	10/01/2021	09/30/2022	BIDCON SOFTWARE		N	1	200	200	200
					Bid and Contract Vendor		TBD				
5419301	01	Barracuda Products	10/01/2021	09/30/2022	BIDCON SOFTWARE		N	1	15,000	15,000	15,000
					Bid and Contract Vendor		TBD				
5419301	01	PerfectDisk Maintenance	10/01/2021	09/30/2022	BIDCON SOFTWARE		N	1	3,000	3,000	3,000
					Bid and Contract Vendor		TBD				
5419301	01	Annual VMWare Support	10/01/2021	09/30/2022	BIDCON SOFTWARE		N	1	90,000	90,000	90,000
					Bid and Contract Vendor		TBD				

**Galveston County, Texas
Adopted Budget
Fiscal Year 2022 Contracts**

Object	Pri	Description/Comments	Begin Date	End Date	Vendor	Contract Type	New (Y/N) Contract #	Qty	Unit Cost	Requested Budget	Adopted Budget
1101 Fund		General Fund									
1591 Department: Information Technology 159100 Division: Information Technology											
5419301	01	ESET	10/01/2021	09/30/2022	BIDCON SOFTWARE		N	1	500	500	500
					Bid and Contract Vendor		TBD				
5419301	01	SSL Certifications	10/01/2021	09/30/2022	BIDCON SOFTWARE		N	1	3,000	3,000	3,000
					Bid and Contract Vendor		TBD				
5419301	01	NetScout Support with VaaS	10/01/2021	09/30/2022	BIDCON SOFTWARE		N	1	27,000	27,000	27,000
					Bid and Contract Vendor		TBD				
5419301	01	VM Workstation Subscription	10/01/2021	09/30/2022	BIDCON SOFTWARE		N	1	1,000	1,000	1,000
					Bid and Contract Vendor		TBD				
5419301	01	Agenda Management Maintenance	10/01/2021	09/30/2022	BIDCON SOFTWARE		Y	1	50,000	50,000	50,000
					Bid and Contract Vendor		TBD				
5419301	01	Cisco Security DUO MFA Main.	10/01/2021	09/30/2022	BIDCON SOFTWARE		Y	1	165,000	165,000	165,000
					Bid and Contract Vendor		TBD				
5419301	01	Cisco Flex Collaboration	10/01/2021	09/30/2022	BIDCON SOFTWARE		Y	1	120,000	120,000	120,000
					Bid and Contract Vendor		TBD				

**Galveston County, Texas
Adopted Budget
Fiscal Year 2022 Contracts**

Object	Pri	Description/Comments	Begin Date	End Date	Vendor	Contract Type	New (Y/N) Contract #	Qty	Unit Cost	Requested Budget	Adopted Budget
1101 Fund		General Fund									
1591 Department: Information Technology 159100 Division: Information Technology											
5419301	01	Cisco Flex Contact Center	10/01/2021	09/30/2022	BIDCON SOFTWARE		Y	1	20,000	20,000	20,000
					Bid and Contract Vendor		TBD				
5419301	01	PerfectDisk Licenses	10/01/2021	09/30/2022	BIDCON SOFTWARE		Y	1	4,000	4,000	4,000
					Bid and Contract Vendor		TBD				
5419301	01	RightFax	10/01/2021	09/30/2022	BIDCON SOFTWARE		N	1	11,000	11,000	11,000
					Bid and Contract Vendor		TBD				
Object: 5419301											
New Total:										379,000	379,000
Ongoing Total:										2,410,680	2,410,680
Object Total:										2,789,680	2,789,680
5423000	01	TimeClock Plus HW support	10/01/2021	09/30/2022	BIDCON HARDWARE		N	1	16,200	16,200	16,200
					Bid and Contract Vendor		TBD				
5423000	01	AV Services break/fix supplies	10/01/2021	09/30/2022	BIDCON HARDWARE		N	1	5,000	5,000	5,000
					Bid and Contract Vendor		TBD				

**Galveston County, Texas
Adopted Budget
Fiscal Year 2022 Contracts**

Object	Pri	Description/Comments	Begin Date	End Date	Vendor	Contract Type	New (Y/N) Contract #	Qty	Unit Cost	Requested Budget	Adopted Budget
1101 Fund		General Fund									
1591 Department: Information Technology 159100 Division: Information Technology											
5423000	01	Cisco SmartNet Maintenance	10/01/2021	09/30/2022	BIDCON HARDWARE		N	1	70,000	70,000	70,000
					Bid and Contract Vendor		TBD				
5423000	01	Small UPS	10/01/2021	09/30/2022	BIDCON HARDWARE		N	1	10,000	10,000	10,000
					Bid and Contract Vendor		TBD				
5423000	01	NetScout Hardware Support	10/01/2021	09/30/2022	BIDCON HARDWARE		N	1	78,000	78,000	78,000
					Bid and Contract Vendor		TBD				
5423000	01	Data Domain (6300 & 6900)	10/01/2021	09/30/2022	BIDCON HARDWARE		N	1	177,000	177,000	177,000
					Bid and Contract Vendor		TBD				
5423000	01	EMC Unity 350F	10/01/2021	09/30/2022	BIDCON HARDWARE		N	1	55,000	55,000	55,000
					Bid and Contract Vendor		TBD				
5423000	01	Blade/Server Maintenance	10/01/2021	09/30/2022	BIDCON HARDWARE		N	1	40,000	40,000	40,000
					Bid and Contract Vendor		TBD				
5423000	01	Barracuda Products	10/01/2021	09/30/2022	BIDCON HARDWARE		N	1	14,000	14,000	14,000
					Bid and Contract Vendor		TBD				

**Galveston County, Texas
Adopted Budget
Fiscal Year 2022 Contracts**

Object	Pri	Description/Comments	Begin Date	End Date	Vendor	Contract Type	New (Y/N) Contract #	Qty	Unit Cost	Requested Budget	Adopted Budget
1101 Fund		General Fund									
1591 Department: Information Technology 159100 Division: Information Technology											
5423000	01	Overland Tape Library	10/01/2021	09/30/2022	BIDCON HARDWARE		N	1	2,100	2,100	2,100
					Bid and Contract Vendor		TBD				
5423000	01	Fiber Switch Maintenance	10/01/2021	09/30/2022	BIDCON HARDWARE		Y	1	6,500	6,500	6,500
					Bid and Contract Vendor		TBD				
Object: 5423000											
New Total:										6,500	6,500
Ongoing Total:										467,300	467,300
Object Total:										473,800	473,800
5426100	01	Konica Minolta	10/01/2021	09/30/2022	BIDCON LEASE AGREEMENT		N	1	400,000	400,000	400,000
					Bid and Contract Vendor		TBD				
5426100	01	Pitney Bowes	10/01/2021	09/30/2022	BIDCON LEASE AGREEMENT		N	1	40,000	60,000	40,000
					Bid and Contract Vendor		TBD				
Object: 5426100											
New Total:										0	0
Ongoing Total:										460,000	440,000
Object Total:										460,000	440,000

**Galveston County, Texas
Adopted Budget
Fiscal Year 2022 Contracts**

Object	Pri	Description/Comments	Begin Date	End Date	Vendor	Contract Type	New (Y/N) Contract #	Qty	Unit Cost	Requested Budget	Adopted Budget
1101 Fund		General Fund									
1591 Department: Information Technology 159100 Division: Information Technology											
5481000	01	UPS Shipping	10/01/2021	09/30/2022	BIDCON PROFESSIONAL SERVICES		N	1	1,500	1,500	1,500
					Bid and Contract Vendor		TBD				
5481000	01	TimeClock Plus Prof Svcs	10/01/2021	09/30/2022	BIDCON PROFESSIONAL SERVICES		N	1	9,000	9,000	9,000
					Bid and Contract Vendor		TBD				
5481000	01	OneSolution Prof Svcs Fin. Ent	10/01/2021	09/30/2022	BIDCON PROFESSIONAL SERVICES		N	1	5,000	5,000	5,000
					Bid and Contract Vendor		TBD				
5481000	01	SunView (ChangeGear) Services	10/01/2021	09/30/2022	BIDCON PROFESSIONAL SERVICES		N	0	25,000	25,000	0
					Bid and Contract Vendor		TBD				
5481000	01	Odyssey Professional Services	10/01/2021	09/30/2022	BIDCON PROFESSIONAL SERVICES		N	1	5,000	5,000	5,000
					Bid and Contract Vendor		TBD				
5481000	01	Techshare Cloud Hosting Fee	10/01/2021	09/30/2022	BIDCON PROFESSIONAL SERVICES		N	1	35,000	35,000	35,000
					Bid and Contract Vendor		TBD				
5481000	01	Video Conference Services	10/01/2021	09/30/2022	BIDCON PROFESSIONAL SERVICES		N	1	6,000	6,000	6,000
					Bid and Contract Vendor		TBD				

Galveston County, Texas
Adopted Budget
Fiscal Year 2022 Contracts

Object	Pri	Description/Comments	Begin Date	End Date	Vendor	Contract Type	New (Y/N) Contract #	Qty	Unit Cost	Requested Budget	Adopted Budget
1101 Fund		General Fund									
1591 Department: Information Technology 159100 Division: Information Technology											
5481000	01	LiveStream	10/01/2021	09/30/2022	BIDCON PROFESSIONAL SERVICES		N	1	12,000	12,000	12,000
					Bid and Contract Vendor		TBD				
5481000	01	Building Security (EMF/CHM)	10/01/2021	09/30/2022	BIDCON PROFESSIONAL SERVICES		N	1	10,000	10,000	10,000
					Bid and Contract Vendor		TBD				
5481000	01	Contract Network Drops	10/01/2021	09/30/2022	BIDCON PROFESSIONAL SERVICES		N	1	20,000	20,000	20,000
					Bid and Contract Vendor		TBD				
5481000	01	OnBase Professional Services	10/01/2021	09/30/2022	BIDCON PROFESSIONAL SERVICES		N	1	30,000	186,000	30,000
					Bid and Contract Vendor		TBD				
5481000	01	Vumber	10/01/2021	09/30/2022	BIDCON PROFESSIONAL SERVICES		N	1	450	450	450
					Bid and Contract Vendor		TBD				
5481000	01	OEM AV Refresh	10/01/2021	09/30/2022	BIDCON PROFESSIONAL SERVICES		Y	0	200,000	200,000	0
					Bid and Contract Vendor		TBD				
5481000	01	Court Refresh 2 sets 4 courts	10/01/2021	09/30/2022	BIDCON PROFESSIONAL SERVICES		Y	0	240,000	240,000	0
					Bid and Contract Vendor		TBD				

**Galveston County, Texas
Adopted Budget
Fiscal Year 2022 Contracts**

Object	Pri	Description/Comments	Begin Date	End Date	Vendor	Contract Type	New (Y/N) Contract #	Qty	Unit Cost	Requested Budget	Adopted Budget
1101 Fund		General Fund									
1591 Department: Information Technology 159100 Division: Information Technology											
5481000	01	M.E. Labor & Installation	10/01/2021	09/30/2022	BIDCON PROFESSIONAL SERVICES		Y	0	22,000	22,000	0
					Bid and Contract Vendor		TBD				
5481000	01	R&B Labor & Installation	10/01/2021	09/30/2022	BIDCON PROFESSIONAL SERVICES		Y	0	21,000	21,000	0
					Bid and Contract Vendor		TBD				
5481000	01	Citrix Netscaler Prof. Svcs.	10/01/2021	09/30/2022	BIDCON PROFESSIONAL SERVICES		Y	1	17,000	17,000	17,000
					Bid and Contract Vendor		TBD				
Object: 5481000											
New Total:										500,000	17,000
Ongoing Total:										314,950	133,950
Object Total:										814,950	150,950
5746000	01	Varonis O365 Licensing	10/01/2021	09/30/2022	BIDCON SOFTWARE		N	1	6,000	6,000	6,000
					Bid and Contract Vendor		TBD				
5746000	01	OnBase Upgrade	10/01/2021	09/30/2022	BIDCON SOFTWARE		N	1	44,000	44,000	44,000
					Bid and Contract Vendor		TBD				

**Galveston County, Texas
Adopted Budget
Fiscal Year 2022 Contracts**

Object	Pri	Description/Comments	Begin Date	End Date	Vendor	Contract Type	New (Y/N) Contract #	Qty	Unit Cost	Requested Budget	Adopted Budget
--------	-----	----------------------	------------	----------	--------	---------------	-------------------------	-----	--------------	---------------------	-------------------

1101 Fund General Fund

1591 Department: Information Technology
159100 Division: Information Technology

Object: 5746000		
New Total:	0	0
Ongoing Total:	50,000	50,000
Object Total:	50,000	50,000
Division: 159100		
New Total:	885,500	402,500
Ongoing Total:	3,702,930	3,501,930
Division Total:	4,588,430	3,904,430

**Galveston County, Texas
Adopted Budget
Fiscal Year 2022 Contracts**

Object	Pri	Description/Comments	Begin Date	End Date	Vendor	Contract Type	New (Y/N) Contract #	Qty	Unit Cost	Requested Budget	Adopted Budget
1101 Fund		General Fund									
1701 Department: Facilities Services 170100 Division: Facilities Srvs & Maintenance											
5412094	00	Care Here Clinic Services	10/01/2021	09/30/2022	BIDCON	MISCELLANEOUS	N	1	32,000	32,000	32,000
		Maintenance, Waste Pick up, Janitorial, Alarms			Bid and Contract Vendor		TBD				
Object: 5412094											
New Total:										0	0
Ongoing Total:										32,000	32,000
Object Total:										32,000	32,000
5423000	00	Generator Svcs	10/01/2021	09/30/2022	BIDCON	MISCELLANEOUS	N	1	26,000	26,000	26,000
					Bid and Contract Vendor		TBD				
5423000	00	Elevator Service	10/01/2021	09/30/2022	401873	MISCELLANEOUS	N	1	60,000	60,000	60,000
					OTIS ELEVATOR CO CORP		TBD				
5423000	00	HVAC Services	10/01/2021	09/30/2022	706976	MISCELLANEOUS	N	1	118,200	118,200	118,200
		Service 6 Chillers and 2 Cooling Towers			HVAC MECHANICAL		TBD				
Object: 5423000											
New Total:										0	0
Ongoing Total:										204,200	204,200
Object Total:										204,200	204,200

Galveston County, Texas
Adopted Budget
Fiscal Year 2022 Contracts

Object	Pri	Description/Comments	Begin Date	End Date	Vendor	Contract Type	New (Y/N) Contract #	Qty	Unit Cost	Requested Budget	Adopted Budget
1101 Fund		General Fund									
1701 Department: Facilities Services 170100 Division: Facilities Srvs & Maintenance											
5424000	00	Grease Trap Cleaning	10/01/2021	09/30/2022	711129	MISCELLANEOUS	N	1	15,000	15,000	15,000
		Grease Trap Cleaning at Jail, Fire Station 5, & Juvenile Detention			LIQUID ENVIRONMENTAL		TBD				
Object: 5424000											
New Total:										0	0
Ongoing Total:										15,000	15,000
Object Total:										15,000	15,000
5481000	00	Dumpsters - BFI	10/01/2020	09/30/2022	700686	MISCELLANEOUS	N	1	60,000	60,000	60,000
					BFI WASTE SERVICES OF TX		TBD				
5481000	00	Dumpsters - Waste Mgmt	10/01/2021	09/30/2022	402963	MISCELLANEOUS	N	1	78,000	78,000	78,000
		Waste Compactor at County Jail			WASTE MANAGEMENT OF		TBD				
5481000	00	Dumpsters - Pen Sani	10/01/2021	09/30/2022	705136	MISCELLANEOUS	N	1	2,500	2,500	2,500
		Dumpsters at Crystal Beach Facilities			PENINSULA SANITATION		TBD				
5481000	00	Landscaping	10/01/2021	09/30/2022	710415	MISCELLANEOUS	N	1	125,000	125,000	125,000
		Ground Maintenance for County			KLEEN KUT LANDSCAPE		TBD				

**Galveston County, Texas
Adopted Budget
Fiscal Year 2022 Contracts**

Object	Pri	Description/Comments	Begin Date	End Date	Vendor	Contract Type	New (Y/N) Contract #	Qty	Unit Cost	Requested Budget	Adopted Budget
1101 Fund		General Fund									
1701 Department: Facilities Services 170100 Division: Facilities Srvs & Maintenance											
5481000	00	Fire And Burglar Alarms	10/01/2021	09/30/2022	013524	MISCELLANEOUS	N	1	52,000	52,000	52,000
						ALERT ALARM BURG AND	TBD				
5481000	00	Fire And Equipment Inspections	10/01/2021	09/30/2022	011031	MISCELLANEOUS	N	1	20,000	20,000	20,000
						ISLAND FIRE & SAFETY	TBD				
5481000	00	Janitorial Services	10/01/2021	09/30/2022	713428	MISCELLANEOUS	N	1	708,000	708,000	708,000
						ABM JANITORIAL SERVICES -	TBD				
5481000	00	UPS Maintenance	10/01/2021	09/30/2022	BIDCON	HARDWARE	N	1	25,000	25,000	25,000
		Uninterruptible Power Source (UPS) Contract				Bid and Contract Vendor	TBD				
5481000	00	Other Contract Svcs	10/01/2021	09/30/2022	BIDCON	MISCELLANEOUS	N	1	116,043	116,043	116,043
						Bid and Contract Vendor	TBD				
Object: 5481000											
New Total:										0	0
Ongoing Total:										1,186,543	1,186,543
Object Total:										1,186,543	1,186,543

**Galveston County, Texas
Adopted Budget
Fiscal Year 2022 Contracts**

Object	Pri	Description/Comments	Begin Date	End Date	Vendor	Contract Type	New (Y/N) Contract # Qty	Unit Cost	Requested Budget	Adopted Budget
--------	-----	----------------------	------------	----------	--------	---------------	-----------------------------	--------------	---------------------	-------------------

1101 Fund General Fund

1701 Department: Facilities Services
170100 Division: Facilities Srvs & Maintenance

Division: 170100		
New Total:	0	0
Ongoing Total:	1,437,743	1,437,743
Division Total:	1,437,743	1,437,743

**Galveston County, Texas
Adopted Budget
Fiscal Year 2022 Contracts**

Object	Pri	Description/Comments	Begin Date	End Date	Vendor	Contract Type	New (Y/N) Contract #	Qty	Unit Cost	Requested Budget	Adopted Budget
1101 Fund		General Fund									
1701 Department: Facilities Services 170104 Division: ADA Compliance											
5481000	00	ADA Compliance	10/01/2021	09/30/2022	BIDCON	MISCELLANEOUS	N	1	50,000	50,000	50,000
					Bid and Contract Vendor		TBD				
Object: 5481000											
New Total:										0	0
Ongoing Total:										50,000	50,000
Object Total:										50,000	50,000
Division: 170104											
New Total:										0	0
Ongoing Total:										50,000	50,000
Division Total:										50,000	50,000

**Galveston County, Texas
Adopted Budget
Fiscal Year 2022 Contracts**

Object	Pri	Description/Comments	Begin Date	End Date	Vendor	Contract Type	New (Y/N) Contract #	Qty	Unit Cost	Requested Budget	Adopted Budget
1101 Fund		General Fund									
1721 Department: Fleet Management 172111 Division: Fleet Mgmt - Galveston											
5419301	00	FASTER	10/01/2021	09/30/2022	7089827	SOFTWARE	N	1	41,700	41,700	41,700
		Annual FASTER Software renewal for vehicle/equipment maintenance recording and profile.					TBD				
5419301	00	Fuel Force Services	10/01/2021	09/30/2022	720041	SOFTWARE	N	1	4,500	4,500	4,500
		Annual renewal of Multiforce Solutions fuel management solution software for county fuel tracking and security.			MULTIFORCE SYSTEMS		TBD				
5419301	00	Mitchell1 Service	10/01/2021	09/30/2022	BIDCON	SOFTWARE	N	1	2,800	2,800	2,800
		Universal diagnostic and repair assistance software.			Bid and Contract Vendor		TBD				
5419301	00	Cummins Insite	10/01/2021	09/30/2022	718499	SOFTWARE	N	1	1,200	1,200	1,200
		Cummins Insite Pro diagnostic software.			CUMMINS SOUTHERN PLAINS		TBD				
5419301	00	HINO Diagnostics	10/01/2021	09/30/2022	BIDBID	SOFTWARE	N	1	2,500	2,500	2,500
		Hino specific diagnostic and repair software.					TBD				
5419301	00	Matco Services	10/01/2021	10/01/2022	BIDCON	SOFTWARE	N	1	3,000	3,000	3,000
		Universal diagnostic software.			Bid and Contract Vendor		TBD				

**Galveston County, Texas
Adopted Budget
Fiscal Year 2022 Contracts**

Object	Pri	Description/Comments	Begin Date	End Date	Vendor	Contract Type	New (Y/N) Contract #	Qty	Unit Cost	Requested Budget	Adopted Budget
1101 Fund		General Fund									
1721 Department: Fleet Management 172111 Division: Fleet Mgmt - Galveston											
5419301	00	ESP Service	10/01/2021	09/30/2022	720773	SOFTWARE	N	1	1,200	1,200	1,200
		Annual renewal of the county vehicle inspection station license.			GORDON-DARBY INC.		TBD				
5419301	00	FORD IDS	10/01/2021	09/30/2022	BIDCON	SOFTWARE	N	1	1,100	1,100	1,100
		Ford specific diagnostic and repair software.			Bid and Contract Vendor		TBD				
Object: 5419301											
New Total:										0	0
Ongoing Total:										58,000	58,000
Object Total:										58,000	58,000
Division: 172111											
New Total:										0	0
Ongoing Total:										58,000	58,000
Division Total:										58,000	58,000

**Galveston County, Texas
Adopted Budget
Fiscal Year 2022 Contracts**

Object	Pri	Description/Comments	Begin Date	End Date	Vendor	Contract Type	New (Y/N) Contract #	Qty	Unit Cost	Requested Budget	Adopted Budget
1101 Fund		General Fund									
1901 Department: County Engineer 190100 Division: County Engineer											
5419301	01	ESRI	10/01/2021	09/30/2022	BIDCON SOFTWARE		N	1	5,000	5,000	5,000
					Bid and Contract Vendor		TBD				
5419301	02	AutoCAD	10/01/2021	09/30/2022	BIDCON SOFTWARE		N	1	1,800	1,800	1,800
					Bid and Contract Vendor		TBD				
Object: 5419301											
New Total:										0	0
Ongoing Total:										6,800	6,800
Object Total:										6,800	6,800
5481000	01	Beach Nourishment Grant Match	10/01/2021	09/30/2022	BIDCON GRANT AWARD		N	1	55,000	55,000	55,000
		Local match for beneficial use of dredged material			Bid and Contract Vendor		TBD				
Object: 5481000											
New Total:										0	0
Ongoing Total:										55,000	55,000
Object Total:										55,000	55,000

**Galveston County, Texas
Adopted Budget**

Fiscal Year 2022 Contracts

Object	Pri	Description/Comments	Begin Date	End Date	Vendor	Contract Type	New (Y/N) Contract # Qty	Unit Cost	Requested Budget	Adopted Budget
--------	-----	----------------------	------------	----------	--------	---------------	-----------------------------	--------------	---------------------	-------------------

1101 Fund General Fund

1901 Department: County Engineer
190100 Division: County Engineer

	Division: 190100	
New Total:	0	0
Ongoing Total:	61,800	61,800
Division Total:	61,800	61,800

**Galveston County, Texas
Adopted Budget
Fiscal Year 2022 Contracts**

Object	Pri	Description/Comments	Begin Date	End Date	Vendor	Contract Type	New (Y/N) Contract #	Qty	Unit Cost	Requested Budget	Adopted Budget
1101 Fund		General Fund									
2111 Department: Sheriff's Dept 211101 Division: Administration Sheriff											
5426500	00	Leased Vehicle Program	10/01/2021	09/30/2022	BIDCON LEASE AGREEMENT		N	1	42,000	42,000	42,000
					Bid and Contract Vendor		TBD				
										Object: 5426500	
										New Total:	0
										Ongoing Total:	42,000
										Object Total:	42,000
5481000	00	Other Contract Services	10/01/2021	09/30/2022	BIDCON MISCELLANEOUS		N	1	75,100	75,100	75,100
					Bid and Contract Vendor		TBD				
5481000	00	Accurint	10/01/2021	09/30/2022	705457 SOFTWARE		N	1	32,994	32,994	32,994
					ACCURINT		TBD				
5481000	00	Drug Enforcement Analyst	10/01/2021	09/30/2022	717293 PROFESSIONAL SERVICES		N	1	56,650	56,650	56,650
					LAQUE, JEANNE MARIE		Y				
5481000	00	Breath/Alcohol Test Supervisor	10/01/2021	09/30/2022	BIDCON INTERLOCAL AGREEMENT		N	1	10,200	10,200	10,200
					Bid and Contract Vendor		TBD				

**Galveston County, Texas
Adopted Budget
Fiscal Year 2022 Contracts**

Object	Pri	Description/Comments	Begin Date	End Date	Vendor	Contract Type	New (Y/N) Contract # Qty	Unit Cost	Requested Budget	Adopted Budget
--------	-----	----------------------	------------	----------	--------	---------------	-----------------------------	--------------	---------------------	-------------------

1101 Fund General Fund

2111 Department: Sheriff's Dept 211101 Division: Administration Sheriff

Object: 5481000		
New Total:	0	0
Ongoing Total:	174,944	174,944
Object Total:	174,944	174,944
Division: 211101		
New Total:	0	0
Ongoing Total:	216,944	216,944
Division Total:	216,944	216,944

**Galveston County, Texas
Adopted Budget
Fiscal Year 2022 Contracts**

Object	Pri	Description/Comments	Begin Date	End Date	Vendor	Contract Type	New (Y/N) Contract #	Qty	Unit Cost	Requested Budget	Adopted Budget
1101 Fund		General Fund									
2111 Department: Sheriff's Dept 211121 Division: Criminal Investigation											
5481000	00	Leads Online	10/01/2021	09/30/2022	716169	PROFESSIONAL SERVICES	N	1	11,314	11,314	11,314
		Total track Investigations system			LEADSONLINE LLC		TBD				
5481000	00	Verizon	10/01/2021	09/30/2022	406603	PROFESSIONAL SERVICES	N	1	1,500	1,500	1,500
					VERIZON WIRELESS SERVICES		TBD				
5481000	00	Tracker and covert cameras	10/01/2021	09/30/2022	717793	PROFESSIONAL SERVICES	N	1	2,520	2,520	2,520
					CovertTrack Group Inc		TBD				
5481000	00	Cell Phone Analyzer	10/01/2021	09/30/2022	721259	PROFESSIONAL SERVICES	N	1	6,200	6,200	6,200
					CELLEBRITE INC.		TBD				
5481000	00	Grayshift	10/01/2021	09/30/2022	BIDCON	PROFESSIONAL SERVICES	Y	1	18,075	18,075	18,075
		Cellphone software for Criminal Investigations			Bid and Contract Vendor		TBD				
5481000	00	PINLINK	10/01/2021	09/30/2022	BIDCON	PROFESSIONAL SERVICES	Y	1	4,524	4,524	4,524
		Software for cell phone forensics			Bid and Contract Vendor		TBD				

**Galveston County, Texas
Adopted Budget
Fiscal Year 2022 Contracts**

Object	Pri	Description/Comments	Begin Date	End Date	Vendor	Contract Type	New (Y/N) Contract #	Qty	Unit Cost	Requested Budget	Adopted Budget
--------	-----	----------------------	------------	----------	--------	---------------	-------------------------	-----	--------------	---------------------	-------------------

1101 Fund General Fund

2111 Department: Sheriff's Dept 211121 Division: Criminal Investigation

Object: 5481000		
New Total:	22,599	22,599
Ongoing Total:	21,534	21,534
Object Total:	44,133	44,133
Division: 211121		
New Total:	22,599	22,599
Ongoing Total:	21,534	21,534
Division Total:	44,133	44,133

**Galveston County, Texas
Adopted Budget
Fiscal Year 2022 Contracts**

Object	Pri	Description/Comments	Begin Date	End Date	Vendor	Contract Type	New (Y/N) Contract #	Qty	Unit Cost	Requested Budget	Adopted Budget
1101 Fund		General Fund									
2111 Department: Sheriff's Dept 211131 Division: Identification Division											
5419301	00	CBM Archives Fingerprints	10/01/2021	09/30/2022	BIDCON SOFTWARE		N	1	230	230	230
		Access to DPS fingerprints via web			Bid and Contract Vendor		TBD				
5419301	00	FARO 2D	10/01/2021	09/30/2022	BIDCON SOFTWARE		Y	5	266	1,330	1,330
		Maintenance and Licensing for crime scene diagraming software			Bid and Contract Vendor		TBD				
5419301	00	ArcGIS	10/01/2021	09/30/2022	BIDCON SOFTWARE		Y	2	100	200	200
		ArcGIS for Crime Analysis			Bid and Contract Vendor		TBD				
Object: 5419301											
New Total:										1,530	1,530
Ongoing Total:										230	230
Object Total:										1,760	1,760
Division: 211131											
New Total:										1,530	1,530
Ongoing Total:										230	230
Division Total:										1,760	1,760

**Galveston County, Texas
Adopted Budget
Fiscal Year 2022 Contracts**

Object	Pri	Description/Comments	Begin Date	End Date	Vendor	Contract Type	New (Y/N) Contract #	Qty	Unit Cost	Requested Budget	Adopted Budget
1101 Fund		General Fund									
2111 Department: Sheriff's Dept 211133 Division: Corrections-Sheriff											
5412095	00	Jail Healthcare Contract Healthcare services for county jail	10/01/2020	09/30/2023	721661 VITALCORE HEALTH	PROFESSIONAL SERVICES	N CM20170	1	6,830,572	6,830,572	6,830,572
									Object: 5412095		
									New Total:	0	0
									Ongoing Total:	6,830,572	6,830,572
									Object Total:	6,830,572	6,830,572
5412101	00	DRUG SCREEN/PSYCHOLOGICAL EXAM Mandated drug screening and psychological examinations for prospective employees. Projected increase in cost of psychological exam inations	10/01/2021	09/30/2022	410635 RUSCELLI, VINCENT	MISCELLANEOUS	N TBD	1	12,000	12,000	12,000
									Object: 5412101		
									New Total:	0	0
									Ongoing Total:	12,000	12,000
									Object Total:	12,000	12,000
5423000	00	Maint& Repairs Equipment Funds for expenses related to repairs and parts for 2 way radios and repairs of other equipment not currently under warranties/contracts	10/01/2021	09/30/2022	BIDCON Bid and Contract Vendor	MISCELLANEOUS	N TBD	1	20,000	20,000	20,000

**Galveston County, Texas
Adopted Budget
Fiscal Year 2022 Contracts**

Object	Pri	Description/Comments	Begin Date	End Date	Vendor	Contract Type	New (Y/N) Contract #	Qty	Unit Cost	Requested Budget	Adopted Budget
1101 Fund		General Fund									
2111 Department: Sheriff's Dept 211133 Division: Corrections-Sheriff											
Object: 5423000											
New Total:										0	0
Ongoing Total:										20,000	20,000
Object Total:										20,000	20,000
5481000	00	Admin Fees-SCAAP Grant	10/01/2021	09/30/2022	705175	PROFESSIONAL SERVICES	N	1	33,000	33,000	33,000
							JBI LTD				TBD
5481000	00	Overcrowding Detention Service	10/01/2021	09/30/2022	BIDCON	MISCELLANEOUS	N	1	159,000	300,000	159,000
		Includes contracts with Walker, Fort Bend, Limestone and Jefferson			Bid and Contract Vendor						TBD
5481000	00	Firing Range Rental Agreement	10/01/2021	09/30/2022	034785	MISCELLANEOUS	N	1	8,000	8,000	8,000
		Includes expenses, targets and range fees related to annual firearms qualification requirements			COLLEGE OF THE MAINLAND						TBD
Object: 5481000											
New Total:										0	0
Ongoing Total:										341,000	200,000
Object Total:										341,000	200,000

**Galveston County, Texas
Adopted Budget
Fiscal Year 2022 Contracts**

Object	Pri	Description/Comments	Begin Date	End Date	Vendor	Contract Type	New (Y/N) Contract #	Qty	Unit Cost	Requested Budget	Adopted Budget
1101 Fund		General Fund									
2111 Department: Sheriff's Dept 211133 Division: Corrections-Sheriff											
5481199	00	Jail Food Service	10/01/2021	09/30/2022	715910	PROFESSIONAL SERVICES	N	1	1,303,750	1,303,750	1,303,750
		Contract for jail food services				TRINITY SERVICES GROUP INC	TBD				
Object: 5481199											
New Total:										0	0
Ongoing Total:										1,303,750	1,303,750
Object Total:										1,303,750	1,303,750
Division: 211133											
New Total:										0	0
Ongoing Total:										8,507,322	8,366,322
Division Total:										8,507,322	8,366,322

**Galveston County, Texas
Adopted Budget
Fiscal Year 2022 Contracts**

Object	Pri	Description/Comments	Begin Date	End Date	Vendor	Contract Type	New (Y/N) Contract #	Qty	Unit Cost	Requested Budget	Adopted Budget
1101 Fund		General Fund									
2111 Department: Sheriff's Dept 211143 Division: Patrol Division											
5419301	0	Software Licensing & Maint	10/01/2021	09/30/2022	BIDCON PROFESSIONAL SERVICES		N	1	1,250	1,250	1,250
		Software subscription to enable our patrol deputies assigned to the Patrol - Crash Investigation Team to perform a digital download of crash data retrieve (CDR) and event data recorder (EDR) from vehicles for purposes of accident reconstruction and Criminal Investigations.			Bid and Contract Vendor		TBD				
5419301	00	Software Licensing & Maint	10/01/2021	09/30/2022	BIDCON PROFESSIONAL SERVICES		N	1	1,200	1,200	1,200
		Software program for reserve unit. This program schedules, tracks hours and creates reports. It is accessible online for all reserve deputies to schedule and report their hours, due to the majority of them having full time employment. It helps provide an accuratereflection of hours and work performed.			Bid and Contract Vendor		TBD				
Object: 5419301											
New Total:										0	0
Ongoing Total:										2,450	2,450
Object Total:										2,450	2,450
Division: 211143											
New Total:										0	0
Ongoing Total:										2,450	2,450
Division Total:										2,450	2,450

**Galveston County, Texas
Adopted Budget
Fiscal Year 2022 Contracts**

Object	Pri	Description/Comments	Begin Date	End Date	Vendor	Contract Type	New (Y/N) Contract #	Qty	Unit Cost	Requested Budget	Adopted Budget
1101 Fund		General Fund									
2111 Department: Sheriff's Dept 211171 Division: Communications-Sheriff											
5419301	00	ProQA Software	10/01/2021	09/30/2022	BIDCON	MISCELLANEOUS	Y	0	143,640	143,640	0
		Pre-Arrival Medical Instructions for life saving				Bid and Contract Vendor	TBD				
Object: 5419301											
New Total:										143,640	0
Ongoing Total:										0	0
Object Total:										143,640	0
5481000	00	Harris County Radio	10/01/2021	09/30/2022	BIDCON	PROFESSIONAL SERVICES	N	1	11,200	11,200	11,200
		District Service				Bid and Contract Vendor	TBD				
5481000	00	Voiance	10/01/2021	10/02/2022	BIDCON	MISCELLANEOUS	N	1	2,300	2,300	2,300
		Language Interpretation				Bid and Contract Vendor	TBD				
5481000	00	Critical Preemployment	10/01/2021	09/30/2022	BIDCON	MISCELLANEOUS	N	1	2,700	2,700	2,700
		Training and Software				Bid and Contract Vendor	TBD				
Object: 5481000											
New Total:										0	0
Ongoing Total:										16,200	16,200
Object Total:										16,200	16,200

**Galveston County, Texas
Adopted Budget
Fiscal Year 2022 Contracts**

Object	Pri	Description/Comments	Begin Date	End Date	Vendor	Contract Type	New (Y/N) Contract # Qty	Unit Cost	Requested Budget	Adopted Budget
--------	-----	----------------------	------------	----------	--------	---------------	-----------------------------	--------------	---------------------	-------------------

1101 Fund General Fund

2111 Department: Sheriff's Dept 211171 Division: Communications-Sheriff

Division: 211171		
New Total:	143,640	0
Ongoing Total:	16,200	16,200
Division Total:	159,840	16,200

**Galveston County, Texas
Adopted Budget
Fiscal Year 2022 Contracts**

Object	Pri	Description/Comments	Begin Date	End Date	Vendor	Contract Type	New (Y/N) Contract #	Qty	Unit Cost	Requested Budget	Adopted Budget
1101 Fund		General Fund									
2910 Department: Emergency Management 291010 Division: Emergency Management											
5419301	00	ESRI License	10/01/2021	09/30/2022	BIDCON	MISCELLANEOUS	N	1	5,500	5,500	5,500
		Software for Communications Director, EMC & Deputy EMC			Bid and Contract Vendor		TBD				
Object: 5419301											
New Total:										0	0
Ongoing Total:										5,500	5,500
Object Total:										5,500	5,500
5452500	00	Volunteer Fire Depts	10/01/2021	09/30/2022	BIDCON	MISCELLANEOUS	N	1	412,500	412,500	412,500
					Bid and Contract Vendor		TBD				
Object: 5452500											
New Total:										0	0
Ongoing Total:										412,500	412,500
Object Total:										412,500	412,500
5481000	00	Blackboard	10/01/2021	09/30/2022	BIDCON	MISCELLANEOUS	N	1	15,000	15,000	15,000
		Mass Notification System			Bid and Contract Vendor		19249				
5481000	00	Evaluation of EMPG Exercises	10/01/2021	09/30/2022	BIDCON	MISCELLANEOUS	N	1	5,000	5,000	5,000
		Professional evaluation of exercises ensuring compliance			Bid and Contract Vendor		TBD				

**Galveston County, Texas
Adopted Budget
Fiscal Year 2022 Contracts**

Object	Pri	Description/Comments	Begin Date	End Date	Vendor	Contract Type	New (Y/N) Contract #	Qty	Unit Cost	Requested Budget	Adopted Budget
1101 Fund		General Fund									
2910 Department: Emergency Management 291010 Division: Emergency Management											
5481000	00	Tower Maint	10/01/2021	09/30/2022	BIDCON	MISCELLANEOUS	N	1	5,000	5,000	5,000
		Continued maintenance on Radio Tower at EOC for structural issues			Bid and Contract Vendor		TBD				
5481000	00	Unanticipated Emergency Needs	10/01/2021	09/30/2022	BIDCON	MISCELLANEOUS	N	1	10,000	10,000	10,000
		Funds for emergency management needs to include hiring part time temp employees during emergencies, incidents or events			Bid and Contract Vendor		TBD				
Object: 5481000											
New Total:										0	0
Ongoing Total:										35,000	35,000
Object Total:										35,000	35,000
Division: 291010											
New Total:										0	0
Ongoing Total:										453,000	453,000
Division Total:										453,000	453,000

**Galveston County, Texas
Adopted Budget
Fiscal Year 2022 Contracts**

Object	Pri	Description/Comments	Begin Date	End Date	Vendor	Contract Type	New (Y/N) Contract #	Qty	Unit Cost	Requested Budget	Adopted Budget
1101 Fund		General Fund									
2930 Department: Nuisance Abatement 293010 Division: Nuisance Abatement											
5419301	00	Adobe Software	10/01/2021	09/30/2022	BIDCON	MISCELLANEOUS	Y	1	205	205	205
					Bid and Contract Vendor		TBD				
Object: 5419301											
New Total:										205	205
Ongoing Total:										0	0
Object Total:										205	205
5481000	00	Nuisance Abatement	10/01/2021	09/30/2022	BIDCON	MISCELLANEOUS	N	1	6,000	6,000	6,000
		Title searches, asbestos surveys, state asbestos fees, citations by publications			Bid and Contract Vendor		TBD				
Object: 5481000											
New Total:										0	0
Ongoing Total:										6,000	6,000
Object Total:										6,000	6,000
Division: 293010											
New Total:										205	205
Ongoing Total:										6,000	6,000
Division Total:										6,205	6,205

**Galveston County, Texas
Adopted Budget
Fiscal Year 2022 Contracts**

Object	Pri	Description/Comments	Begin Date	End Date	Vendor	Contract Type	New (Y/N) Contract #	Qty	Unit Cost	Requested Budget	Adopted Budget
1101 Fund		General Fund									
4110 Department: Health Admin & Sanitation 411010 Division: Public Health											
5481000		Public Health	10/01/2021	09/30/2022	BIDCON PROFESSIONAL SERVICES		N	1	2,620,952	2,680,559	2,620,952
					Bid and Contract Vendor		TBD				
										Object: 5481000	
										New Total:	0
										Ongoing Total:	2,680,559
										Object Total:	2,680,559
										Division: 411010	
										New Total:	0
										Ongoing Total:	2,680,559
										Division Total:	2,680,559

**Galveston County, Texas
Adopted Budget
Fiscal Year 2022 Contracts**

Object	Pri	Description/Comments	Begin Date	End Date	Vendor	Contract Type	New (Y/N) Contract #	Qty	Unit Cost	Requested Budget	Adopted Budget
1101 Fund		General Fund									
4110 Department: Health Admin & Sanitation 411043 Division: Animal Services											
5481000		Animal Services	10/01/2021	09/30/2022	BIDCON PROFESSIONAL SERVICES		N	1	811,919	806,423	811,919
					Bid and Contract Vendor		TBD				
										Object: 5481000	
										New Total:	0
										Ongoing Total:	806,423
										Object Total:	806,423
										Division: 411043	
										New Total:	0
										Ongoing Total:	806,423
										Division Total:	806,423

**Galveston County, Texas
Adopted Budget
Fiscal Year 2022 Contracts**

Object	Pri	Description/Comments	Begin Date	End Date	Vendor	Contract Type	New (Y/N) Contract #	Qty	Unit Cost	Requested Budget	Adopted Budget
1101 Fund		General Fund									
4110 Department: Health Admin & Sanitation 411071 Division: Coastal Health & Wellness											
5481000	00	Coastal Health & Wellness	10/01/2021	09/30/2022	BIDCON MEDICAL OUTPATIENT		N	1	3,734,667	3,734,667	3,734,667
					Bid and Contract Vendor		TBD				
										Object: 5481000	
										New Total:	0
										Ongoing Total:	3,734,667
										Object Total:	3,734,667
										Division: 411071	
										New Total:	0
										Ongoing Total:	3,734,667
										Division Total:	3,734,667

**Galveston County, Texas
Adopted Budget
Fiscal Year 2022 Contracts**

Object	Pri	Description/Comments	Begin Date	End Date	Vendor	Contract Type	New (Y/N) Contract #	Qty	Unit Cost	Requested Budget	Adopted Budget
1101 Fund		General Fund									
4401 Department: Contract Services 440100 Division: Contract Services											
5412130		UTMB-Medical Examiner	10/01/2021	09/30/2022	402812	MISCELLANEOUS	N	1	875,000	875,000	875,000
						UNIVERSITY OF TEXAS	TBD				
5412130		Carnes Transportation from ME	10/01/2021	09/30/2022	704869	MISCELLANEOUS	N	1	131,100	131,100	131,100
						CARNES FUNERAL HOME INC	TBD				
Object: 5412130											
New Total:										0	0
Ongoing Total:										1,006,100	1,006,100
Object Total:										1,006,100	1,006,100
5448050		Contract Svcs - MHMR	10/01/2021	09/30/2022	400782	MISCELLANEOUS	N	1	565,000	426,000	565,000
						GULF COAST CENTER	TBD				
Object: 5448050											
New Total:										0	0
Ongoing Total:										426,000	565,000
Object Total:										426,000	565,000
5451104		City of Dickinson EMS	10/01/2021	09/30/2022	406676	MISCELLANEOUS	N	1	162,000	162,000	162,000
						CITY OF DICKINSON	TBD				

Galveston County, Texas
Adopted Budget
Fiscal Year 2022 Contracts

Object	Pri	Description/Comments	Begin Date	End Date	Vendor	Contract Type	New (Y/N) Contract #	Qty	Unit Cost	Requested Budget	Adopted Budget
1101 Fund		General Fund									
4401 Department: Contract Services 440100 Division: Contract Services											
5451104		GCHD West County EMS Hitchcock	10/01/2021	09/30/2022	431945	MISCELLANEOUS GALVESTON COUNTY	N TBD	1	271,554	237,861	271,554
5451104		GCHD East County EMS Bacliff	10/01/2021	09/30/2022	431945	MISCELLANEOUS GALVESTON COUNTY	N TBD	1	815,925	639,156	815,925
5451104		GCHD Kemah/CL Shores EMS	10/01/2021	09/30/2022	431945	MISCELLANEOUS GALVESTON COUNTY	N TBD	1	123,846	116,576	123,846
Object: 5451104											
New Total:										0	0
Ongoing Total:										1,155,593	1,373,325
Object Total:										1,155,593	1,373,325
5461012		Co Library System Overhead	10/01/2021	09/30/2022	184069	MISCELLANEOUS ROSENBERG LIBRARY	N TBD	1	592,300	593,000	592,300
Object: 5461012											
New Total:										0	0
Ongoing Total:										593,000	592,300
Object Total:										593,000	592,300

**Galveston County, Texas
Adopted Budget
Fiscal Year 2022 Contracts**

Object	Pri	Description/Comments	Begin Date	End Date	Vendor	Contract Type	New (Y/N) Contract #	Qty	Unit Cost	Requested Budget	Adopted Budget
1101 Fund		General Fund									
4401 Department: Contract Services 440100 Division: Contract Services											
5481000		Non-Profit Financial Asst	10/01/2021	09/30/2022	BIDCON	MISCELLANEOUS	N	1	160,000	160,000	160,000
					Bid and Contract Vendor		TBD				
5481000		Windstorm Action Committee	10/01/2021	09/30/2022	700235	MISCELLANEOUS	N	1	15,000	15,000	15,000
					GALVESTON WINDSTORM		TBD				
5481000		Gulf Coast Freight Rail Dist	10/01/2021	09/30/2022	712075	MISCELLANEOUS	N	1	5,000	5,000	5,000
					GULF COAST RAIL DISTRICT		TBD				
5481000		Guardianship Program	10/01/2021	09/30/2022	715857	MISCELLANEOUS	N	1	300,000	300,000	300,000
					FRIENDS FOR LIFE		TBD				
5481000		Indigent Burials	10/01/2021	09/30/2022	400771	MISCELLANEOUS	N	1	60,000	60,000	60,000
					CARNES BROTHERS FUNERAL		TBD				
Object: 5481000											
New Total:										0	0
Ongoing Total:										540,000	540,000
Object Total:										540,000	540,000

**Galveston County, Texas
Adopted Budget**

Fiscal Year 2022 Contracts

Object	Pri	Description/Comments	Begin Date	End Date	Vendor	Contract Type	New (Y/N) Contract # Qty	Unit Cost	Requested Budget	Adopted Budget
--------	-----	----------------------	------------	----------	--------	---------------	-----------------------------	--------------	---------------------	-------------------

1101 Fund General Fund

4401 Department: Contract Services
440100 Division: Contract Services

Division: 440100		
New Total:	0	0
Ongoing Total:	3,720,693	4,076,725
Division Total:	3,720,693	4,076,725

**Galveston County, Texas
Adopted Budget
Fiscal Year 2022 Contracts**

Object	Pri	Description/Comments	Begin Date	End Date	Vendor	Contract Type	New (Y/N) Contract #	Qty	Unit Cost	Requested Budget	Adopted Budget
1101 Fund		General Fund									
4511 Department: Senior Citizens 451110 Division: Senior Citizens Program											
5415200	00	Interlocal Payments to IMGH	10/01/2021	09/30/2022	719052	INTERLOCAL AGREEMENT	N	1	125,000	125,000	125,000
		Contract Extended for Year 5 - \$92,200.00 - Funds to support home delivered meals.\$19,500.00 - Funds to support HGAC contract requirements.\$13,300.00 - Funds required for TDA grant participation (TFT).			INTERFAITH MINISTRIES FOR	CM17115					
5415200	00	Interlocal Payment to BAMOW	10/01/2021	09/30/2022	711225	INTERLOCAL AGREEMENT	N	1	1,000	1,000	1,000
		Grant to Bay Area Meals on Wheels - \$1,000 per year to keep them eligible for the TFT grant from TDA.			BAY AREA MEALS ON	TBD					
Object: 5415200											
New Total:										0	0
Ongoing Total:										126,000	126,000
Object Total:										126,000	126,000
5481000	00	For Programs and Events	10/01/2021	09/30/2022	BIDCON	MISCELLANEOUS	Y	1	5,000	5,000	5,000
		Misc contract services for different events and programs for seniors			Bid and Contract Vendor	TBD					
Object: 5481000											
New Total:										5,000	5,000
Ongoing Total:										0	0
Object Total:										5,000	5,000

**Galveston County, Texas
Adopted Budget**

Fiscal Year 2022 Contracts

Object	Pri	Description/Comments	Begin Date	End Date	Vendor	Contract Type	New (Y/N) Contract # Qty	Unit Cost	Requested Budget	Adopted Budget
--------	-----	----------------------	------------	----------	--------	---------------	-----------------------------	--------------	---------------------	-------------------

1101 Fund General Fund

4511 Department: Senior Citizens
451110 Division: Senior Citizens Program

	Division: 451110	
New Total:	5,000	5,000
Ongoing Total:	126,000	126,000
Division Total:	131,000	131,000

**Galveston County, Texas
Adopted Budget
Fiscal Year 2022 Contracts**

Object	Pri	Description/Comments	Begin Date	End Date	Vendor	Contract Type	New (Y/N) Contract #	Qty	Unit Cost	Requested Budget	Adopted Budget
1101 Fund		General Fund									
5132 Department: Galveston County Museum 513200 Division: Galv Cnty Museum Collections											
5426100	00	Equip & Rentals	10/01/2021	09/30/2022	BIDCON	MISCELLANEOUS	Y	1	2,000	2,000	2,000
		Various rentals for equipment to help with movement or arrangement of exhibits.			Bid and Contract Vendor		TBD				
Object: 5426100											
New Total:										2,000	2,000
Ongoing Total:										0	0
Object Total:										2,000	2,000
5481000	00	Various Contracts	10/01/2021	09/30/2022	BIDCON	MISCELLANEOUS	Y	1	2,000	2,000	2,000
		Various contracts that are needed for museum artifacts and exhibit hall			Bid and Contract Vendor		TBD				
Object: 5481000											
New Total:										2,000	2,000
Ongoing Total:										0	0
Object Total:										2,000	2,000
Division: 513200											
New Total:										4,000	4,000
Ongoing Total:										0	0
Division Total:										4,000	4,000

**Galveston County, Texas
Adopted Budget
Fiscal Year 2022 Contracts**

Object	Pri	Description/Comments	Begin Date	End Date	Vendor	Contract Type	New (Y/N) Contract #	Qty	Unit Cost	Requested Budget	Adopted Budget
1101 Fund		General Fund									
5220 Department: Beach and Parks Department 522020 Division: Parks											
5426100	00	Port-o-let Services for Parks	10/01/2021	09/30/2022	717296	MISCELLANEOUS	N	1	18,500	18,500	18,500
		Port-o-let services for all mainland parks and for Gregory Park and for use when restrooms are out of service.			C JOHNNIE ON THE SPOT		CM19351				
5426100	00	Various Equipment Rentals	10/01/2021	09/30/2022	BIDCON	MISCELLANEOUS	N	1	1,500	1,500	1,500
		Various types of equipment that the department needs to rent.			Bid and Contract Vendor		TBD				
5426100	00	Port-o-lets Services Bolivar	10/01/2021	09/30/2022	717296	MISCELLANEOUS	N	1	2,000	2,000	2,000
		Port-o-let services for Gregory Park on Bolivar.			C JOHNNIE ON THE SPOT		CM14175				
Object: 5426100											
New Total:										0	0
Ongoing Total:										22,000	22,000
Object Total:										22,000	22,000
5481000	00	Facility Reservation Software	10/01/2021	09/30/2022	717392	MISCELLANEOUS	N	1	7,000	7,000	7,000
		Contract for our current facility reservation software, Book King			PACIFIC TIER SOLUTIONS		CM14256				
5481000	00	Electrical Services	10/01/2021	09/30/2022	709896	MISCELLANEOUS	N	1	50,000	50,000	50,000
		Contract for electrical services for the Parks Department			CRESCENT ENGINEERING		CM13339				

**Galveston County, Texas
Adopted Budget
Fiscal Year 2022 Contracts**

Object	Pri	Description/Comments	Begin Date	End Date	Vendor	Contract Type	New (Y/N) Contract #	Qty	Unit Cost	Requested Budget	Adopted Budget
1101 Fund		General Fund									
5220 Department: Beach and Parks Department 522020 Division: Parks											
5481000	00	Dumpster for Bolivar	10/01/2021	09/30/2022	705136	MISCELLANEOUS	N	1	3,000	3,000	3,000
		Dumpster service for parks on Bolivar			PENINSULA SANITATION		TBD				
5481000	00	GLO Lease Jones Bay BR	10/01/2021	09/30/2022	404516	MISCELLANEOUS	N	1	3,000	3,000	3,000
		Lease agreement with the GLO for Jones Bay Boat Ramp			TEXAS GENERAL LAND		CM13009				
5481000	00	Dumpster Service for Parks	10/01/2021	09/30/2022	700686	MISCELLANEOUS	N	1	16,000	16,000	16,000
		Contract for dumpster services at some of our County Parks			BFI WASTE SERVICES OF TX		CM13178				
5481000	00	Dumpster Service for Parks	10/01/2021	09/30/2022	402963	MISCELLANEOUS	N	1	11,000	11,000	11,000
		Contract dumpster service for some of the Parks			WASTE MANAGEMENT OF		TBD				
5481000	00	Dumpster Service for Parks	10/01/2021	09/30/2022	720425	MISCELLANEOUS	N	1	16,000	16,000	16,000
		Dumpster Service for some of the parks			AMERIWASTE LEAGUE CITY		TBD				
5481000	00	Urban Foresters	10/01/2021	09/30/2022	BIDCON	MISCELLANEOUS	Y	1	5,000	5,000	5,000
					Bid and Contract Vendor		TBD				

**Galveston County, Texas
Adopted Budget
Fiscal Year 2022 Contracts**

Object	Pri	Description/Comments	Begin Date	End Date	Vendor	Contract Type	New (Y/N) Contract #	Qty	Unit Cost	Requested Budget	Adopted Budget
--------	-----	----------------------	------------	----------	--------	---------------	-------------------------	-----	--------------	---------------------	-------------------

1101 Fund General Fund

5220 Department: Beach and Parks Department
522020 Division: Parks

Object: 5481000		
New Total:	5,000	5,000
Ongoing Total:	106,000	106,000
Object Total:	111,000	111,000
Division: 522020		
New Total:	5,000	5,000
Ongoing Total:	128,000	128,000
Division Total:	133,000	133,000

**Galveston County, Texas
Adopted Budget
Fiscal Year 2022 Contracts**

Object	Pri	Description/Comments	Begin Date	End Date	Vendor	Contract Type	New (Y/N) Contract #	Qty	Unit Cost	Requested Budget	Adopted Budget
1101 Fund		General Fund									
6102 Department: County Extension Service 610200 Division: AgriLife Extension											
5481000	00	Waste Services	10/01/2021	09/30/2022	719770	PROFESSIONAL SERVICES	N	1	5,840	5,840	5,840
		Funds to be used for garbage dumpster rental for debris removal at educational demonstration garden located in Carbide Park			Republic Services, Inc.		TBD				
5481000	00	Youth Education Program	10/01/2021	09/30/2022	715140	MISCELLANEOUS	N	1	1,000	1,000	1,000
		Funds to be used for 4-H youth attending district, state, & national education events representing Galveston County			GALVESTON COUNTY 4H		TBD				
Object: 5481000											
New Total:										0	0
Ongoing Total:										6,840	6,840
Object Total:										6,840	6,840
Division: 610200											
New Total:										0	0
Ongoing Total:										6,840	6,840
Division Total:										6,840	6,840
Fund 1101											
New Total:										1,405,359	778,719
Ongoing Total:										28,551,305	28,315,226
Fund										29,956,664	29,093,945

**Galveston County, Texas
Adopted Budget
Fiscal Year 2022 Contracts**

Object	Pri	Description/Comments	Begin Date	End Date	Vendor	Contract Type	New (Y/N) Contract #	Qty	Unit Cost	Requested Budget	Adopted Budget
--------	-----	----------------------	------------	----------	--------	---------------	-------------------------	-----	--------------	---------------------	-------------------

1201 Fund Cnty Clk Records Archive Fund

1140 Department: County Clerk
114021 Division: County Clerk Archive Records

5481000	01	Imaging Conversion of Records Conversion of records	10/01/2021	09/30/2022	712461	MISCELLANEOUS KOFILE TECHNOLOGIES INC.	N	1	500,000	500,000	500,000
											CM19075

Object: 5481000		
New Total:	0	0
Ongoing Total:	500,000	500,000
Object Total:	500,000	500,000
Division: 114021		
New Total:	0	0
Ongoing Total:	500,000	500,000
Division Total:	500,000	500,000
Fund 1201		
New Total:	0	0
Ongoing Total:	500,000	500,000
Fund	500,000	500,000

**Galveston County, Texas
Adopted Budget
Fiscal Year 2022 Contracts**

Object	Pri	Description/Comments	Begin Date	End Date	Vendor	Contract Type	New (Y/N) Contract #	Qty	Unit Cost	Requested Budget	Adopted Budget
1202 Fund		Juvenile Justice Fund									
2561 Department: Juvenile Justice 256118 Division: Detention											
5481000		Medical Services	10/01/2021	09/30/2022	721661	PROFESSIONAL SERVICES	N	1	203,758	203,758	203,758
		This contract is an agreement between the County and VitalCore to provide medical services for our juveniles			VITALCORE HEALTH		CM20170				
5481000	00	Educational Services	10/01/2021	09/30/2022	043216	MISCELLANEOUS	N	1	193,000	193,000	193,000
		Funding for the educational component of the Detention program			DICKINSON IND SCHOOL		CM20205				
Object: 5481000											
New Total:										0	0
Ongoing Total:										396,758	396,758
Object Total:										396,758	396,758
5481199	00	Food Services Contract	10/01/2021	09/30/2022	719569	MISCELLANEOUS	N	1	102,382	102,382	102,382
		Cost associated with food service contract for the Detention program.			ELIOR INC		CM16172				
Object: 5481199											
New Total:										0	0
Ongoing Total:										102,382	102,382
Object Total:										102,382	102,382

**Galveston County, Texas
Adopted Budget
Fiscal Year 2022 Contracts**

Object	Pri	Description/Comments	Begin Date	End Date	Vendor	Contract Type	New (Y/N) Contract # Qty	Unit Cost	Requested Budget	Adopted Budget
--------	-----	----------------------	------------	----------	--------	---------------	-----------------------------	--------------	---------------------	-------------------

1202 Fund Juvenile Justice Fund

2561	Department:	Juvenile Justice
256118	Division:	Detention

Division: 256118

New Total:	0	0
Ongoing Total:	499,140	499,140
Division Total:	499,140	499,140

**Galveston County, Texas
Adopted Budget
Fiscal Year 2022 Contracts**

Object	Pri	Description/Comments	Begin Date	End Date	Vendor	Contract Type	New (Y/N) Contract #	Qty	Unit Cost	Requested Budget	Adopted Budget
1202 Fund		Juvenile Justice Fund									
2561 Department: Juvenile Justice 256119 Division: Post Program											
5481199	00	Food Services Contract	10/01/2021	09/30/2022	719569	MISCELLANEOUS	N	1	50,882	50,882	50,882
		Costs associated with food services contract for TLC Post program.			ELIOR INC		CM16172				
Object: 5481199											
New Total:										0	0
Ongoing Total:										50,882	50,882
Object Total:										50,882	50,882
Division: 256119											
New Total:										0	0
Ongoing Total:										50,882	50,882
Division Total:										50,882	50,882

**Galveston County, Texas
Adopted Budget
Fiscal Year 2022 Contracts**

Object	Pri	Description/Comments	Begin Date	End Date	Vendor	Contract Type	New (Y/N) Contract #	Qty	Unit Cost	Requested Budget	Adopted Budget
1202 Fund		Juvenile Justice Fund									
2561 Department: Juvenile Justice 256155 Division: JJAEP											
5481000	00	Educational Services	10/01/2021	09/30/2022	043216	MISCELLANEOUS	N	1	71,000	71,000	71,000
		Funding for the educational component of the JJAEP program			DICKINSON IND SCHOOL		CM20205				
Object: 5481000											
New Total:										0	0
Ongoing Total:										71,000	71,000
Object Total:										71,000	71,000
5481199	00	Food Services Contract	10/01/2021	09/30/2022	719569	MISCELLANEOUS	N	1	8,275	8,275	8,275
		Costs associated with food services for the JJAEP program.			ELIOR INC		CM16172				
Object: 5481199											
New Total:										0	0
Ongoing Total:										8,275	8,275
Object Total:										8,275	8,275
Division: 256155											
New Total:										0	0
Ongoing Total:										79,275	79,275
Division Total:										79,275	79,275

**Galveston County, Texas
Adopted Budget**

Fiscal Year 2022 Contracts

Object	Pri	Description/Comments	Begin Date	End Date	Vendor	Contract Type	New (Y/N) Contract # Qty	Unit Cost	Requested Budget	Adopted Budget
--------	-----	----------------------	------------	----------	--------	---------------	-----------------------------	--------------	---------------------	-------------------

1202 Fund Juvenile Justice Fund

2561 Department: Juvenile Justice
256155 Division: JJAEP

	Fund 1202		
New Total:		0	0
OngoingTotal:		629,297	629,297
Fund		629,297	629,297

**Galveston County, Texas
Adopted Budget
Fiscal Year 2022 Contracts**

Object	Pri	Description/Comments	Begin Date	End Date	Vendor	Contract Type	New (Y/N) Contract #	Qty	Unit Cost	Requested Budget	Adopted Budget
--------	-----	----------------------	------------	----------	--------	---------------	-------------------------	-----	--------------	---------------------	-------------------

1203 Fund Indigent Health Care Fund

4401 Department: Contract Services
440110 Division: Indigent Health Care Fund

5447500		Indigent Medical Care Srv	10/01/2021	09/30/2022	BIDCON PROFESSIONAL SERVICES		N	1	2,500,000	2,500,000	2,500,000
					Bid and Contract Vendor		TBD				

Object: 5447500											
New Total:											
										0	0
Ongoing Total:											
										2,500,000	2,500,000
Object Total:											
										2,500,000	2,500,000
Division: 440110											
New Total:											
										0	0
Ongoing Total:											
										2,500,000	2,500,000
Division Total:											
										2,500,000	2,500,000
Fund 1203											
New Total:											
										0	0
Ongoing Total:											
										2,500,000	2,500,000
Fund											
										2,500,000	2,500,000

**Galveston County, Texas
Adopted Budget
Fiscal Year 2022 Contracts**

Object	Pri	Description/Comments	Begin Date	End Date	Vendor	Contract Type	New (Y/N) Contract #	Qty	Unit Cost	Requested Budget	Adopted Budget
1204 Fund		Beach Maintenance-Rd & Bridge									
5440 Department: Beach Maintenance-Rd & Bridge 544042 Division: Beach Maintenance-Rd & Bridge											
5426100	00	Equipment Rentals	10/01/2020	09/30/2021	BIDCON	MISCELLANEOUS	N	1	48,000	48,000	48,000
		Equipment rentals for Bolivar beach maintenance.			Bid and Contract Vendor		48000				
Object: 5426100											
New Total:										0	0
Ongoing Total:										48,000	48,000
Object Total:										48,000	48,000
5481000	00	Portable Toilet Services	10/01/2021	09/30/2022	BIDCON	MISCELLANEOUS	N	1	21,500	21,500	21,500
					Bid and Contract Vendor		TBD				
5481000	00	Beach Barrel Waste Service	10/01/2021	09/30/2022	BIDCON	MISCELLANEOUS	N	1	86,000	86,000	86,000
		Solid waste disposal for Bolivar beaches			Bid and Contract Vendor		TBD				
5481000	00	Litter & Debris Removal	10/01/2021	09/30/2022	BIDCON	MISCELLANEOUS	N	1	31,500	31,500	31,500
		Post holiday litter and debris removal services for Bolivar beaches			Bid and Contract Vendor		TBD				
Object: 5481000											
New Total:										0	0
Ongoing Total:										139,000	139,000
Object Total:										139,000	139,000

**Galveston County, Texas
Adopted Budget
Fiscal Year 2022 Contracts**

Object	Pri	Description/Comments	Begin Date	End Date	Vendor	Contract Type	New (Y/N) Contract #	Qty	Unit Cost	Requested Budget	Adopted Budget
--------	-----	----------------------	------------	----------	--------	---------------	-------------------------	-----	--------------	---------------------	-------------------

1204 Fund Beach Maintenance-Rd & Bridge

5440 Department: Beach Maintenance-Rd & Bridge
544042 Division: Beach Maintenance-Rd & Bridge

Division: 544042		
New Total:	0	0
Ongoing Total:	187,000	187,000
Division Total:	187,000	187,000
Fund 1204		
New Total:	0	0
OngoingTotal:	187,000	187,000
Fund	187,000	187,000

**Galveston County, Texas
Adopted Budget
Fiscal Year 2022 Contracts**

Object	Pri	Description/Comments	Begin Date	End Date	Vendor	Contract Type	New (Y/N) Contract #	Qty	Unit Cost	Requested Budget	Adopted Budget
1206 Fund		Child Welfare Fund									
4433 Department: Child Welfare 443300 Division: Child Welfare											
5412133	00	Physicians Assistant	10/01/2021	09/30/2022	412812	MEDICAL OUTPATIENT	N	1	100,969	100,969	100,969
							CM17025				
										Object: 5412133	
										New Total:	0
										Ongoing Total:	100,969
										Object Total:	100,969
5443200	00	Rainbow Room of Galveston Cnty	10/01/2021	09/30/2022	409165	MISCELLANEOUS	N	1	3,000	3,000	3,000
						ADVOCACY CENTER FOR	CM16254				
										Object: 5443200	
										New Total:	0
										Ongoing Total:	3,000
										Object Total:	3,000
5449105	00	Child Advocacy Project	10/01/2021	09/30/2022	409165	MISCELLANEOUS	N	1	10,000	10,000	10,000
						ADVOCACY CENTER FOR	CM16254				

**Galveston County, Texas
Adopted Budget
Fiscal Year 2022 Contracts**

Object	Pri	Description/Comments	Begin Date	End Date	Vendor	Contract Type	New (Y/N) Contract #	Qty	Unit Cost	Requested Budget	Adopted Budget
--------	-----	----------------------	------------	----------	--------	---------------	-------------------------	-----	--------------	---------------------	-------------------

1206 Fund Child Welfare Fund

4433 Department: Child Welfare
443300 Division: Child Welfare

Object: 5449105		
New Total:	0	0
Ongoing Total:	10,000	10,000
Object Total:	10,000	10,000
Division: 443300		
New Total:	0	0
Ongoing Total:	113,969	113,969
Division Total:	113,969	113,969
Fund 1206		
New Total:	0	0
Ongoing Total:	113,969	113,969
Fund	113,969	113,969

**Galveston County, Texas
Adopted Budget
Fiscal Year 2022 Contracts**

Object	Pri	Description/Comments	Begin Date	End Date	Vendor	Contract Type	New (Y/N) Contract #	Qty	Unit Cost	Requested Budget	Adopted Budget
1207 Fund		Economic Development									
6521 Department: Economic Development 652133 Division: Economic Development											
5419301	00	Software	10/01/2021	09/30/2022	BIDCON	MISCELLANEOUS	N	1	2,500	2,500	2,500
					Bid and Contract Vendor		TBD				
										Object: 5419301	
										New Total:	0
										Ongoing Total:	2,500
										Object Total:	2,500
5481000	00	Web Hosting	10/01/2021	09/30/2022	BIDCON	MISCELLANEOUS	N	1	750	750	750
					Bid and Contract Vendor		TBD				
5481000	00	GEDP Summit	10/01/2021	09/30/2022	BIDCON	MISCELLANEOUS	N	1	15,000	15,000	15,000
					Bid and Contract Vendor		TBD				
5481000	00	Bay Area Houston Economic Partnership	10/01/2021	09/30/2022	BIDCON	MISCELLANEOUS	N	1	35,000	35,000	35,000
					Bid and Contract Vendor		TBD				
										Object: 5481000	
										New Total:	0
										Ongoing Total:	50,750
										Object Total:	50,750

**Galveston County, Texas
Adopted Budget**

Fiscal Year 2022 Contracts

Object	Pri	Description/Comments	Begin Date	End Date	Vendor	Contract Type	New (Y/N) Contract # Qty	Unit Cost	Requested Budget	Adopted Budget
--------	-----	----------------------	------------	----------	--------	---------------	-----------------------------	--------------	---------------------	-------------------

1207 Fund Economic Development

6521 Department: Economic Development
652133 Division: Economic Development

	Division: 652133	
New Total:	0	0
Ongoing Total:	53,250	53,250
Division Total:	53,250	53,250
Fund 1207		
New Total:	0	0
OngoingTotal:	53,250	53,250
Fund	53,250	53,250

**Galveston County, Texas
Adopted Budget
Fiscal Year 2022 Contracts**

Object	Pri	Description/Comments	Begin Date	End Date	Vendor	Contract Type	New (Y/N) Contract #	Qty	Unit Cost	Requested Budget	Adopted Budget
--------	-----	----------------------	------------	----------	--------	---------------	-------------------------	-----	--------------	---------------------	-------------------

1208 Fund County Specialty Court Fund

1209 Department: Veteran's Court
120900 Division: Veterans Participation Program

5411100	00	Admin Costs	10/01/2020	09/30/2022	BIDCON PROFESSIONAL SERVICES	N	1	3,000	3,000	3,000
					Bid and Contract Vendor					

Object: 5411100		
New Total:	0	0
Ongoing Total:	3,000	3,000
Object Total:	3,000	3,000
Division: 120900		
New Total:	0	0
Ongoing Total:	3,000	3,000
Division Total:	3,000	3,000
Fund 1208		
New Total:	0	0
Ongoing Total:	3,000	3,000
Fund	3,000	3,000

**Galveston County, Texas
Adopted Budget
Fiscal Year 2022 Contracts**

Object	Pri	Description/Comments	Begin Date	End Date	Vendor	Contract Type	New (Y/N) Contract #	Qty	Unit Cost	Requested Budget	Adopted Budget
2102 Fund		Co Clerk Rec Mgt & Pres Fund									
1140 Department: County Clerk 114020 Division: Co Clerk Rec Mgmt & Pres. Fnd											
5423000	01	Recording Software Lease of Real Property Software from Data Preservation LLC	10/01/2021	09/30/2022	BIDCON SOFTWARE Bid and Contract Vendor		N CM20023	1	55,000	55,000	55,000
5423000	02	DPS Enhancements Enhancements to Real Property Software	10/01/2021	09/30/2022	BIDCON MISCELLANEOUS Bid and Contract Vendor		N CM801395	1	30,000	30,000	30,000
5423000	03	Commissioners Court Software Maintenance for Sire/Commissioners Court Software	10/01/2021	09/30/2022	714485 SOFTWARE HYLAND SOFTWARE INC		N CM20022	1	3,500	3,500	3,500
5423000	03	Digitization of Marriage Recor Digitization of Marriage Records	10/01/2021	09/30/2022	721331 MISCELLANEOUS ANCESTRY.COM OPERATIONS		N CM20141	1	0	0	0
5423000	03	Attorney Database Ongoing update of Attorney Database from Office of Court Administration to Odyssey	10/01/2021	09/30/2022	715383 MISCELLANEOUS OFFICE OF COURT		N CM19108	1	0	0	0
5423000	04	Court Case Shelving Maintenance for Movable Track Shelving (11 carriages)	10/01/2021	09/30/2022	704963 HARDWARE SOUTHWEST SOLUTIONS		N CM19056	1	2,500	2,500	2,500

**Galveston County, Texas
Adopted Budget
Fiscal Year 2022 Contracts**

Object	Pri	Description/Comments	Begin Date	End Date	Vendor	Contract Type	New (Y/N) Contract #	Qty	Unit Cost	Requested Budget	Adopted Budget
2102 Fund		Co Clerk Rec Mgt & Pres Fund									
1140 Department: County Clerk 114020 Division: Co Clerk Rec Mgmt & Pres. Fnd											
5423000	05	Electronic Court Docket	10/01/2021	09/30/2022	718110	SOFTWARE	N	1	3,300	3,300	3,300
		Electronic Display System for court hearings and public notices.			INFAX INC		CM20059				
Object: 5423000											
New Total:										0	0
Ongoing Total:										94,300	94,300
Object Total:										94,300	94,300
5481000	01	Shredding Project	10/01/2021	09/30/2022	410568	MISCELLANEOUS	N	1	5,000	5,000	5,000
		Secure shred of court documents			IRON MOUNTAIN		CM15087				
5481000	02	Cloud Storage for	10/01/2021	09/30/2022	BIDCON	MISCELLANEOUS	N	1	82,000	65,000	82,000
		Real Property Records			Bid and Contract Vendor		CM19152				
5481000	03	Automated Process Too	10/01/2021	09/30/2022	BIDCON	SOFTWARE	Y	1	25,000	25,000	25,000
		Automated Process Tool			Bid and Contract Vendor						
5481000	04	Licenses for Creative Cloud	09/30/2021	10/01/2022	BIDCON	SOFTWARE	Y	3	1,000	3,000	3,000
		Creative Cloud by Adobe including training on product			Bid and Contract Vendor						

**Galveston County, Texas
Adopted Budget
Fiscal Year 2022 Contracts**

Object	Pri	Description/Comments	Begin Date	End Date	Vendor	Contract Type	New (Y/N) Contract #	Qty	Unit Cost	Requested Budget	Adopted Budget
--------	-----	----------------------	------------	----------	--------	---------------	-------------------------	-----	--------------	---------------------	-------------------

2102 Fund Co Clerk Rec Mgt & Pres Fund

1140 Department: County Clerk
114020 Division: Co Clerk Rec Mgmt & Pres. Fnd

Object: 5481000		
New Total:	28,000	28,000
Ongoing Total:	70,000	87,000
Object Total:	98,000	115,000
Division: 114020		
New Total:	28,000	28,000
Ongoing Total:	164,300	181,300
Division Total:	192,300	209,300
Fund 2102		
New Total:	28,000	28,000
Ongoing Total:	164,300	181,300
Fund	192,300	209,300

**Galveston County, Texas
Adopted Budget
Fiscal Year 2022 Contracts**

Object	Pri	Description/Comments	Begin Date	End Date	Vendor	Contract Type	New (Y/N) Contract #	Qty	Unit Cost	Requested Budget	Adopted Budget
2103 Fund		Election Srvs Contract Fund									
1140 Department: County Clerk 114031 Division: Election Services											
5481000	01	Election Inventory Management	10/01/2021	09/30/2022	BIDCON SOFTWARE		Y	1	25,000	25,000	25,000
		Inventory Software to manage equipment for elections			Bid and Contract Vendor		CM20039				
5481000	01	Ballot Tracking Software	10/01/2021	09/30/2022	BIDCON SOFTWARE		Y	1	25,000	25,000	25,000
		Software for ballot tracking			Bid and Contract Vendor		CM20108				
5481000	01	Ballot by Mail Software Enhanc	10/01/2021	09/30/2022	718595 SOFTWARE		Y	1	50,000	50,000	50,000
		Enhancements to Software for Ballot by Mail			NBS HOLDINGS LLC						
Object: 5481000											
New Total:										100,000	100,000
Ongoing Total:										0	0
Object Total:										100,000	100,000
Division: 114031											
New Total:										100,000	100,000
Ongoing Total:										0	0
Division Total:										100,000	100,000

**Galveston County, Texas
Adopted Budget
Fiscal Year 2022 Contracts**

Object	Pri	Description/Comments	Begin Date	End Date	Vendor	Contract Type	New (Y/N) Contract #	Qty	Unit Cost	Requested Budget	Adopted Budget
--------	-----	----------------------	------------	----------	--------	---------------	-------------------------	-----	--------------	---------------------	-------------------

2103 Fund Election Srvs Contract Fund

1140	Department:	County Clerk
114031	Division:	Election Services

Fund 2103		
New Total:	100,000	100,000
OngoingTotal:	0	0
Fund	100,000	100,000

**Galveston County, Texas
Adopted Budget
Fiscal Year 2022 Contracts**

Object	Pri	Description/Comments	Begin Date	End Date	Vendor	Contract Type	New (Y/N) Contract #	Qty	Unit Cost	Requested Budget	Adopted Budget
2106		Fund	Distr Clerk Records Mgmt Fund								
1261 Department: District Clerk 126111 Division: District Clerk Records Mgmt											
5481000	00	Other Contract Services	10/01/2021	09/30/2022	BIDCON	MISCELLANEOUS	N	1	7,000	7,000	7,000
		Required Maintenance/Upgrade for Immigration Document Portal to bring data base and interface up to ADA and CJIS Compliance			Bid and Contract Vendor		TBD				
Object: 5481000											
New Total:										0	0
Ongoing Total:										7,000	7,000
Object Total:										7,000	7,000
Division: 126111											
New Total:										0	0
Ongoing Total:										7,000	7,000
Division Total:										7,000	7,000
Fund 2106											
New Total:										0	0
Ongoing Total:										7,000	7,000
Fund										7,000	7,000

**Galveston County, Texas
Adopted Budget
Fiscal Year 2022 Contracts**

Object	Pri	Description/Comments	Begin Date	End Date	Vendor	Contract Type	New (Y/N) Contract #	Qty	Unit Cost	Requested Budget	Adopted Budget
--------	-----	----------------------	------------	----------	--------	---------------	-------------------------	-----	--------------	---------------------	-------------------

2211 Fund Law Library

1291 Department: Law Library
129100 Division: Law Library

5481000	00	Law Library Contract Svcs	10/01/2021	09/30/2022	BIDCON PROFESSIONAL SERVICES		N	1	2,000	2,000	2,000
					Bid and Contract Vendor		TBD				

Object: 5481000

New Total: 0 0

Ongoing Total: 2,000 2,000

Object Total: 2,000 2,000

Division: 129100

New Total: 0 0

Ongoing Total: 2,000 2,000

Division Total: 2,000 2,000

Fund 2211

New Total: 0 0

Ongoing Total: 2,000 2,000

Fund 2,000 2,000

**Galveston County, Texas
Adopted Budget
Fiscal Year 2022 Contracts**

Object	Pri	Description/Comments	Begin Date	End Date	Vendor	Contract Type	New (Y/N) Contract #	Qty	Unit Cost	Requested Budget	Adopted Budget
--------	-----	----------------------	------------	----------	--------	---------------	-------------------------	-----	--------------	---------------------	-------------------

2216 Fund Probate Court Contributions Fd

1223 Department: Probate Court
122320 Division: Probate Court Contributions

5481000	00	Other Contract Services	10/01/2021	09/30/2022	BIDCON PROFESSIONAL SERVICES		Y	1	37,000	37,000	37,000
					Bid and Contract Vendor		TBD				

Object: 5481000

New Total: 37,000 37,000

Ongoing Total: 0 0

Object Total: 37,000 37,000

Division: 122320

New Total: 37,000 37,000

Ongoing Total: 0 0

Division Total: 37,000 37,000

Fund 2216

New Total: 37,000 37,000

Ongoing Total: 0 0

Fund 37,000 37,000

**Galveston County, Texas
Adopted Budget
Fiscal Year 2022 Contracts**

Object	Pri	Description/Comments	Begin Date	End Date	Vendor	Contract Type	New (Y/N) Contract #	Qty	Unit Cost	Requested Budget	Adopted Budget
2219 Fund		Court Reporter Services									
1289 Department: Justice Administration 128900 Division: Court Reporter											
5419301	00	Software Lic & Maint	10/01/2021	09/30/2022	BIDCON	MISCELLANEOUS	N	1	11,500	11,500	11,500
					Bid and Contract Vendor		TBD				
										Object: 5419301	
										New Total:	0
										Ongoing Total:	11,500
										Object Total:	11,500
5419302	00	Hardware Maint	10/01/2021	09/30/2022	BIDCON	MISCELLANEOUS	N	1	5,000	5,000	5,000
					Bid and Contract Vendor		TBD				
										Object: 5419302	
										New Total:	0
										Ongoing Total:	5,000
										Object Total:	5,000
										Division: 128900	
										New Total:	0
										Ongoing Total:	16,500
										Division Total:	16,500

**Galveston County, Texas
Adopted Budget
Fiscal Year 2022 Contracts**

Object	Pri	Description/Comments	Begin Date	End Date	Vendor	Contract Type	New (Y/N) Contract #	Qty	Unit Cost	Requested Budget	Adopted Budget
--------	-----	----------------------	------------	----------	--------	---------------	-------------------------	-----	--------------	---------------------	-------------------

2219 Fund Court Reporter Services

1289 Department: Justice Administration
128900 Division: Court Reporter

Fund 2219		
New Total:	0	0
OngoingTotal:	16,500	16,500
Fund	16,500	16,500

**Galveston County, Texas
Adopted Budget
Fiscal Year 2022 Contracts**

Object	Pri	Description/Comments	Begin Date	End Date	Vendor	Contract Type	New (Y/N) Contract #	Qty	Unit Cost	Requested Budget	Adopted Budget
2301 Fund		Road & Bridge Fund									
3121 Department: Road Department 312110 Division: Administration											
5419301	00	ESRI Software	05/21/2022	04/30/2023	710007	SOFTWARE	N	1	3,000	3,000	3,000
		Annual extension of current ESRI road/sign software license.			ENVIRONMENTAL SYSTEMS		3000				
Object: 5419301											
New Total:										0	0
Ongoing Total:										3,000	3,000
Object Total:										3,000	3,000
5481000	00	Waste Services	10/01/2021	09/30/2022	BIDCON	MISCELLANEOUS	N	1	2,500	2,500	2,500
		Dumpster waste services at the Dickinson facility location			Bid and Contract Vendor		TBD				
5481000	00	Portable Toilet Rentals	10/01/2021	09/30/2022	BIDCON	MISCELLANEOUS	N	1	2,000	2,000	2,000
		Portable toilet rental for the San Leon, Dickinson, and Santa Fe stockyards			Bid and Contract Vendor		TBD				
Object: 5481000											
New Total:										0	0
Ongoing Total:										4,500	4,500
Object Total:										4,500	4,500

**Galveston County, Texas
Adopted Budget
Fiscal Year 2022 Contracts**

Object	Pri	Description/Comments	Begin Date	End Date	Vendor	Contract Type	New (Y/N) Contract # Qty	Unit Cost	Requested Budget	Adopted Budget
--------	-----	----------------------	------------	----------	--------	---------------	-----------------------------	--------------	---------------------	-------------------

2301 Fund Road & Bridge Fund

3121 Department: Road Department
312110 Division: Administration

Division: 312110		
New Total:	0	0
Ongoing Total:	7,500	7,500
Division Total:	7,500	7,500

**Galveston County, Texas
Adopted Budget
Fiscal Year 2022 Contracts**

Object	Pri	Description/Comments	Begin Date	End Date	Vendor	Contract Type	New (Y/N) Contract #	Qty	Unit Cost	Requested Budget	Adopted Budget
2301 Fund		Road & Bridge Fund									
3121 Department: Road Department 312120 Division: F.M. Lateral Road											
5426100	00	Equipment Rentals	10/01/2021	09/30/2022	BIDCON	MISCELLANEOUS	N	1	35,000	35,000	35,000
		Equipment rentals, contract TBD.			Bid and Contract Vendor		TBD				
Object: 5426100											
New Total:										0	0
Ongoing Total:										35,000	35,000
Object Total:										35,000	35,000
Division: 312120											
New Total:										0	0
Ongoing Total:										35,000	35,000
Division Total:										35,000	35,000
Fund 2301											
New Total:										0	0
Ongoing Total:										42,500	42,500
Fund										42,500	42,500

**Galveston County, Texas
Adopted Budget
Fiscal Year 2022 Contracts**

Object	Pri	Description/Comments	Begin Date	End Date	Vendor	Contract Type	New (Y/N) Contract #	Qty	Unit Cost	Requested Budget	Adopted Budget
--------	-----	----------------------	------------	----------	--------	---------------	-------------------------	-----	--------------	---------------------	-------------------

2303 Fund Farm to Market Lateral Road

3143 Department: Right of Way Department
314300 Division: Right Of Way

5713010	01	ROW Acquisition	10/01/2021	09/30/2022	BIDCON PROFESSIONAL SERVICES		N	1	45,000	45,000	45,000
		Misc. acquisitions			Bid and Contract Vendor		TBD				

Object: 5713010

New Total: 0 0

Ongoing Total: 45,000 45,000

Object Total: 45,000 45,000

Division: 314300

New Total: 0 0

Ongoing Total: 45,000 45,000

Division Total: 45,000 45,000

Fund 2303

New Total: 0 0

Ongoing Total: 45,000 45,000

Fund 45,000 45,000

**Galveston County, Texas
Adopted Budget
Fiscal Year 2022 Contracts**

Object	Pri	Description/Comments	Begin Date	End Date	Vendor	Contract Type	New (Y/N) Contract #	Qty	Unit Cost	Requested Budget	Adopted Budget
2370 Fund		Flood Control Fund									
2961 Department: Flood Control 296100 Division: Flood Control											
5481000	00	Laser Repair Service	10/01/2021	09/30/2022	BIDCON	MISCELLANEOUS	N	1	3,000	3,000	3,000
		Drainage laser repairs for grading ditches			Bid and Contract Vendor		TBD				
Object: 5481000											
New Total:										0	0
Ongoing Total:										3,000	3,000
Object Total:										3,000	3,000
Division: 296100											
New Total:										0	0
Ongoing Total:										3,000	3,000
Division Total:										3,000	3,000

**Galveston County, Texas
Adopted Budget
Fiscal Year 2022 Contracts**

Object	Pri	Description/Comments	Begin Date	End Date	Vendor	Contract Type	New (Y/N) Contract #	Qty	Unit Cost	Requested Budget	Adopted Budget
2370 Fund		Flood Control Fund									
2961 Department: Flood Control 296121 Division: Seawall Maintenance											
5426100	00	Equipment Rentals	10/01/2020	09/30/2021	BIDCON	MISCELLANEOUS	N	1	3,000	3,000	3,000
		Equipment rentals for seawall and pump station maintenance.			Bid and Contract Vendor		TBD				
Object: 5426100											
New Total:										0	0
Ongoing Total:										3,000	3,000
Object Total:										3,000	3,000
5481000	00	Welding Services	10/01/2021	09/30/2022	BIDCON	MISCELLANEOUS	N	1	1,000	1,000	1,000
		Cylinder, acetylene, and oxygen rentals for welding equipment			Bid and Contract Vendor		TBD				
5481000	00	Waste Services	10/01/2021	09/30/2022	BIDCON	MISCELLANEOUS	N	1	1,200	1,200	1,200
		Dumpster waste services at 2601 Loop 197 S, TCPS			Bid and Contract Vendor		TBD				
5481000	00	Litter & Debris Removal	10/01/2021	09/30/2022	409465	MISCELLANEOUS	N	1	15,000	15,000	15,000
		Post holiday litter and debris removal for Skyline Dr. in Texas City			WORKQUEST FKA TIBH		TBD				
5481000	00	Electrical Services	10/01/2021	09/30/2022	BIDCON	MISCELLANEOUS	N	1	15,000	15,000	15,000
		Electrical repairs and services for Seawall Maintenance facilities			Bid and Contract Vendor		TBD				

**Galveston County, Texas
Adopted Budget
Fiscal Year 2022 Contracts**

Object	Pri	Description/Comments	Begin Date	End Date	Vendor	Contract Type	New (Y/N) Contract #	Qty	Unit Cost	Requested Budget	Adopted Budget
2370 Fund		Flood Control Fund									
2961 Department: Flood Control 296121 Division: Seawall Maintenance											
5481000	00	Portable Toilet Rentals	10/01/2021	09/30/2022	BIDCON	MISCELLANEOUS	N	1	1,560	1,560	1,560
		Portable toilet rentals for Seawall Maintenance facilities			Bid and Contract Vendor		TBD				
5481000	00	Dept. of the Interior	10/01/2021	09/30/2022	720049	MISCELLANEOUS	N	1	35,200	35,200	35,200
		Joint funding agreement with the United States Geological Survey for the Texas City and LaMarque pump stations and the Moses Lake Tide Gate			USGS NATIONAL CENTER MS		TBD				
5481000	00	Underwater Inspections	10/01/2021	09/30/2022	BIDCON	MISCELLANEOUS	N	1	8,700	8,700	8,700
		Underwater inspections of low flow bays and gates at the Texas City and LaMarque pump stations and the Moses Lake Tide Gate			Bid and Contract Vendor		TBD				
Object: 5481000											
New Total:										0	0
Ongoing Total:										77,660	77,660
Object Total:										77,660	77,660
Division: 296121											
New Total:										0	0
Ongoing Total:										80,660	80,660
Division Total:										80,660	80,660

**Galveston County, Texas
Adopted Budget**

Fiscal Year 2022 Contracts

Object	Pri	Description/Comments	Begin Date	End Date	Vendor	Contract Type	New (Y/N) Contract # Qty	Unit Cost	Requested Budget	Adopted Budget
--------	-----	----------------------	------------	----------	--------	---------------	-----------------------------	--------------	---------------------	-------------------

2370 Fund Flood Control Fund

2961 Department: Flood Control
296121 Division: Seawall Maintenance

	Fund 2370		
New Total:		0	0
OngoingTotal:		83,660	83,660
Fund		83,660	83,660

**Galveston County, Texas
Adopted Budget
Fiscal Year 2022 Contracts**

Object	Pri	Description/Comments	Begin Date	End Date	Vendor	Contract Type	New (Y/N) Contract #	Qty	Unit Cost	Requested Budget	Adopted Budget
2410 Fund		Mosquito Control District Fund									
4111 Department: Mosquito Control District 411100 Division: Mosquito Control District											
5419301	01	Software Licensing and Maint.	10/01/2021	09/30/2022	718974	MISCELLANEOUS	Y	1	10,050	10,050	10,050
					Frontier Precision Inc						
5419301	01	Software Licensing and Maint.	10/01/2021	09/30/2022	710007	SOFTWARE	Y	1	2,000	2,000	2,000
					Annual Mosquito Surveillance and Spray system maintenance agreement.		ENVIRONMENTAL SYSTEMS		TBD		
Object: 5419301											
New Total:										12,050	12,050
Ongoing Total:										0	0
Object Total:										12,050	12,050
Division: 411100											
New Total:										12,050	12,050
Ongoing Total:										0	0
Division Total:										12,050	12,050
Fund 2410											
New Total:										12,050	12,050
OngoingTotal:										0	0
Fund										12,050	12,050

Galveston County, Texas
Adopted Budget
Fiscal Year 2022 Contracts

Object	Pri	Description/Comments	Begin Date	End Date	Vendor	Contract Type	New (Y/N) Contract #	Qty	Unit Cost	Requested Budget	Adopted Budget
2601 Fund		Beach & Parks Fund									
5220 Department: Beach and Parks Department 522042 Division: Beach Maintenance											
5426100	00	Port-o-let Services	10/01/2021	09/30/2022	717296	MISCELLANEOUS	N	1	60,000	60,000	60,000
		Port-o-let services for Bolivar Beaches. Includes the addition of Rollover Pass and increase in frequency of cleanings due to increase in people coming to the beach.			C JOHNNIE ON THE SPOT		CM14175				
Object: 5426100											
New Total:										0	0
Ongoing Total:										60,000	60,000
Object Total:										60,000	60,000
5481000	00	Trash Barrel Pickup	10/01/2021	09/30/2022	720540	MISCELLANEOUS	N	1	70,000	70,000	70,000
		Contract to empty trash barrels on the Bolivar Beaches			KING, FREDERICK J.		CM21174				
5481000	00	Litter Pickup Service	10/01/2021	09/30/2022	409465	MISCELLANEOUS	N	1	35,000	35,000	35,000
		Contract for litter pickup on the beach during peak times			WORKQUEST FKA TIBH		CM12120				
5481000	00	Restroom Cleaning	10/10/2021	09/30/2022	713428	MISCELLANEOUS	N	1	20,000	20,000	20,000
		Cleaning services for the 3 portable restrooms used March through October & the new beach pavilion restroom facility			ABM JANITORIAL SERVICES -		CM16162				

**Galveston County, Texas
Adopted Budget
Fiscal Year 2022 Contracts**

Object	Pri	Description/Comments	Begin Date	End Date	Vendor	Contract Type	New (Y/N) Contract #	Qty	Unit Cost	Requested Budget	Adopted Budget
2601 Fund		Beach & Parks Fund									
5220 Department: Beach and Parks Department 522042 Division: Beach Maintenance											
5481000	00	Restroom Supplies	10/01/2021	09/30/2022	402386	MISCELLANEOUS	N	1	20,000	20,000	20,000
		Toiletry supplies and cleaning supplies for 3 portable restrooms and the beach pavilion restrooms and office			KLEEN JANITORIAL SUPPLY		CM18092				
5481000	00	Beach Norishment	10/01/2021	09/30/2022	BIDCON	MISCELLANEOUS	Y	1	22,000	22,000	22,000
					Bid and Contract Vendor		TBD				
5481000	00	Miscellaneous Services	10/01/2021	09/30/2022	BIDCON	MISCELLANEOUS	Y	1	8,000	8,000	8,000
		For miscellaneous contracts that could arise with restrooms facilities			Bid and Contract Vendor		TBD				
5481000	00	Dumpster Services	10/01/2021	09/30/2022	705136	MISCELLANEOUS	N	1	35,000	35,000	35,000
		Contract to provide extra dumpsters on busy/heavy weekends on Bolivar			PENINSULA SANITATION		CM13306				
Object: 5481000											
New Total:										30,000	30,000
Ongoing Total:										180,000	180,000
Object Total:										210,000	210,000
5481201	00	Banking Fees	10/01/2021	09/30/2022	BIDCON	MISCELLANEOUS	Y	1	5,000	5,000	5,000
		Contract for banking fees associated with the beach sticker program.			Bid and Contract Vendor						

**Galveston County, Texas
Adopted Budget
Fiscal Year 2022 Contracts**

Object	Pri	Description/Comments	Begin Date	End Date	Vendor	Contract Type	New (Y/N) Contract # Qty	Unit Cost	Requested Budget	Adopted Budget
--------	-----	----------------------	------------	----------	--------	---------------	-----------------------------	--------------	---------------------	-------------------

2601 Fund Beach & Parks Fund

5220 Department: Beach and Parks Department
522042 Division: Beach Maintenance

Object: 5481201		
New Total:	5,000	5,000
Ongoing Total:	0	0
Object Total:	5,000	5,000
Division: 522042		
New Total:	35,000	35,000
Ongoing Total:	240,000	240,000
Division Total:	275,000	275,000

**Galveston County, Texas
Adopted Budget
Fiscal Year 2022 Contracts**

Object	Pri	Description/Comments	Begin Date	End Date	Vendor	Contract Type	New (Y/N) Contract #	Qty	Unit Cost	Requested Budget	Adopted Budget
--------	-----	----------------------	------------	----------	--------	---------------	-------------------------	-----	--------------	---------------------	-------------------

2601 Fund Beach & Parks Fund

5220 Department: Beach and Parks Department
522081 Division: Rollover Pass

5711000	00	Land	10/01/2021	09/30/2022	BIDCON MISCELLANEOUS	N	1	198,671	198,671	198,671
					Bid and Contract Vendor	TBD				

Object:	5711000		
New Total:	0	0	
Ongoing Total:	198,671	198,671	
Object Total:	198,671	198,671	
Division:	522081		
New Total:	0	0	
Ongoing Total:	198,671	198,671	
Division Total:	198,671	198,671	
Fund	2601		
New Total:	35,000	35,000	
Ongoing Total:	438,671	438,671	
Fund	473,671	473,671	

**Galveston County, Texas
Adopted Budget
Fiscal Year 2022 Contracts**

Object	Pri	Description/Comments	Begin Date	End Date	Vendor	Contract Type	New (Y/N) Contract #	Qty	Unit Cost	Requested Budget	Adopted Budget
6123		Fund									
		Employee Benefits									
1550 Department: Human Resources 155023 Division: Employee Benefits											
5481000	00	RDS Services	10/01/2021	09/30/2022	BIDCON PROFESSIONAL SERVICES		N	0	12,000	12,000	0
					Bid and Contract Vendor		TBD				
Object: 5481000											
New Total:										0	0
Ongoing Total:										12,000	0
Object Total:										12,000	0
5481201	00	Banking Fees	10/01/2021	09/30/2022	BIDCON PROFESSIONAL SERVICES		N	0	2,623	2,623	0
					Bid and Contract Vendor		TBD				
Object: 5481201											
New Total:										0	0
Ongoing Total:										2,623	0
Object Total:										2,623	0
Division: 155023											
New Total:										0	0
Ongoing Total:										14,623	0
Division Total:										14,623	0

**Galveston County, Texas
Adopted Budget
Fiscal Year 2022 Contracts**

Object	Pri	Description/Comments	Begin Date	End Date	Vendor	Contract Type	New (Y/N) Contract # Qty	Unit Cost	Requested Budget	Adopted Budget
--------	-----	----------------------	------------	----------	--------	---------------	-----------------------------	--------------	---------------------	-------------------

6123 Fund Employee Benefits

1550 Department: Human Resources 155023 Division: Employee Benefits

Fund 6123		
New Total:	0	0
OngoingTotal:	14,623	0
Fund	14,623	0

**Galveston County, Texas
Adopted Budget
Fiscal Year 2022 Contracts**

Object	Pri	Description/Comments	Begin Date	End Date	Vendor	Contract Type	New (Y/N) Contract #	Qty	Unit Cost	Requested Budget	Adopted Budget
6124		Fund	Workers Compensation Fund								
1550 Department: Human Resources 155020 Division: Workers' Compensation											
5411100	00	Admin Costs	10/01/2021	09/30/2022	BIDCON PROFESSIONAL SERVICES		N	1	50,000	50,000	50,000
					Bid and Contract Vendor		TBD				
										Object: 5411100	
										New Total:	0
										Ongoing Total:	50,000
										Object Total:	50,000
5481000	00	Other Contract Svcs	10/01/2021	09/30/2022	BIDCON PROFESSIONAL SERVICES		N	1	5,000	5,000	5,000
					Bid and Contract Vendor		TBD				
										Object: 5481000	
										New Total:	0
										Ongoing Total:	5,000
										Object Total:	5,000
										Division: 155020	
										New Total:	0
										Ongoing Total:	55,000
										Division Total:	55,000

**Galveston County, Texas
Adopted Budget
Fiscal Year 2022 Contracts**

Object	Pri	Description/Comments	Begin Date	End Date	Vendor	Contract Type	New (Y/N) Contract # Qty	Unit Cost	Requested Budget	Adopted Budget
--------	-----	----------------------	------------	----------	--------	---------------	-----------------------------	--------------	---------------------	-------------------

6124 Fund Workers Compensation Fund

1550 Department: Human Resources
155020 Division: Workers' Compensation

Fund 6124		
New Total:	0	0
OngoingTotal:	55,000	55,000
Fund	55,000	55,000
GRAND TOTAL NEW:	1,617,409	990,769
GRAND TOTAL ONGOING:	33,407,075	33,173,373
GRAND TOTAL:	35,024,484	34,164,142



Galveston County Adopted Budget FY22 Non-Capitalized Equipment

Fund Number	Division	Fund Description	Department	Total Adopted	Description
1101	123111	General	Justice of the Peace Pct. 1	\$ 300	Chair for New Hire
1101	123111	General	Justice of the Peace Pct. 1	\$ 300	Desk for New Hire
1101	126100	General	District Clerk	\$ 2,001	Color Photo Printer
1101	126100	General	District Clerk	\$ 350	Digital Camera
1101	126100	General	District Clerk	\$ 1,000	File Mark
1101	126100	General	District Clerk	\$ 1,200	Pneumatic Task Chair
1101	126100	General	District Clerk	\$ 950	Document Scanners
1101	126100	General	District Clerk	\$ 150	Signature Plate
1101	126100	General	District Clerk	\$ 50	FILED Plate
1101	126100	General	District Clerk	\$ 450	Laser Jet/Color Printer
1101	127100	General	District Attorney	\$ 2,500	Shredder
1101	127100	General	District Attorney	\$ 500	Sturdy Chair
1101	129200	General	Collections Office	\$ 600	Printer
1101	129300	General	Personal Bond Office	\$ 600	Printer
1101	129300	General	Personal Bond Office	\$ 1,300	4 Person Straight Desk
1101	129300	General	Personal Bond Office	\$ 2,060	Stand Up Room Dividers
1101	129300	General	Personal Bond Office	\$ 1,000	Standing Desks
1101	129300	General	Personal Bond Office	\$ 900	Chairs for New Positions
1101	129400	General	Magistrates	\$ 600	Printer
1101	151300	General	County Auditor	\$ 800	Monitors
1101	151300	General	County Auditor	\$ 7,800	Laptops & Docking Stations
1101	151300	General	County Auditor	\$ 800	Portable Printers
1101	151400	General	Professional Services	\$ 300	Desk Chair
1101	151500	General	County Tax Assessor Collector	\$ 2,295	Chairs
1101	151600	General	County Treasurer	\$ 1,000	Chairs
1101	151800	General	Purchasing	\$ 2,100	Supplies
1101	159100	General	Information Technology	\$ 900	Chairs for New IT Positions
1101	159100	General	Information Technology	\$ 600	Desks for New IT Positions
1101	159100	General	Information Technology	\$ 20,000	Equipment for All New County Positions
1101	159100	General	Information Technology	\$ 200,000	Desktop Refresh
1101	159106	General	Information Technology	\$ 500	Shelving for servers
1101	159100	General	Information Technology	\$ 5,000	Network Supplies
1101	159106	General	Information Technology	\$ 10,000	Cameras (inside & outside)
1101	159106	General	Information Technology	\$ 1,500	Home Depot
1101	159100	General	Information Technology	\$ 500	Signature Pads
1101	159106	General	Information Technology	\$ 500	Amazon
1101	159100	General	Information Technology	\$ 5,000	Phones break/fix
1101	159106	General	Information Technology	\$ 11,600	Fully rugged laptops
1101	159100	General	Information Technology	\$ 3,500	Scanners for break/fix
1101	159100	General	Information Technology	\$ 3,700	Avtech sensors (Room Alert)
1101	170100	General	Facilities	\$ 600	Chairs
1101	190100	General	County Engineer	\$ 900	Desk Chairs
1101	190100	General	County Engineer	\$ 600	TV/monitor with wall mount
1101	211101	General	Administration Sheriff	\$ 3,000	Replace old office furniture
1101	211101	General	Administration Sheriff	\$ 2,000	Storage Lockers
1101	211121	General	Sheriff's Dept. Criminal Investigation	\$ 2,500	Pole Camera
1101	211121	General	Sheriff's Dept. Criminal Investigation	\$ 300	Chair for New Position
1101	211133	General	Sheriff's Dept. Corrections	\$ 8,030	Chairs
1101	211133	General	Sheriff's Dept. Corrections	\$ 3,290	Large chairs for deputies
1101	211143	General	Sheriff's Dept. Patrol Div.	\$ 8,000	Radar Units
1101	211143	General	Sheriff's Dept. Patrol Div.	\$ 2,400	Stop Sticks
1101	211143	General	Sheriff's Dept. Patrol Div.	\$ 16,800	Tasers
1101	211143	General	Sheriff's Dept. Patrol Div.	\$ 3,600	Pepperball Pistols
1101	211143	General	Sheriff's Dept. Patrol Div.	\$ 6,800	Handheld Thermal Imaging Device
1101	211143	General	Sheriff's Dept. Patrol Div.	\$ 700	Portable Breath Test
1101	211150	General	Sheriff's Dept. Warrant's	\$ 3,000	Replace Old Office Furniture
1101	211171	General	Sheriff's Dept. - Communications	\$ 3,000	Dispatch Chairs
1101	223300	General	Constable Pct. #3	\$ 3,000	2 Tasers
1101	223400	General	Constable Pct. #2	\$ 600	Chairs
1101	223400	General	Constable Pct. #2	\$ 4,011	Byrna Launchers
1101	223700	General	Constable Pct. #1	\$ 6,800	Tasers
1101	223700	General	Constable Pct. #1	\$ 480	Taser Cartridges
1101	223800	General	Constable Pct. #4	\$ 925	Less than Lethal qualify
1101	223800	General	Constable Pct. #4	\$ 240	Label Printer
1101	223800	General	Constable Pct. #4	\$ 1,614	Desktop Scanner
1101	223800	General	Constable Pct. #4	\$ 1,850	Taser Cartridges
1101	223800	General	Constable Pct. #4	\$ 1,550	Training Taser Cartridges
1101	223800	General	Constable Pct. #4	\$ 303	Taser Extended Performance mag
1101	223800	General	Constable Pct. #4	\$ 1,400	Lithium Jump Start Boxes
1101	223800	General	Constable Pct. #4	\$ 164	Vehicle Lockout kits

<u>Fund Number</u>	<u>Division</u>	<u>Fund Description</u>	<u>Department</u>	<u>Total Adopted</u>	<u>Description</u>
1101	223800	General	Constable Pct. #4	\$ 354	Fire Extinguisher
1101	291010	General	Emergency Management	\$ 400	Water Pallets
1101	291010	General	Emergency Management	\$ 4,000	Public Safety Radio Parts
1101	291010	General	Emergency Management	\$ 2,500	PPE
1101	291010	General	Emergency Management	\$ 2,500	First Aid Kits & AED's
1101	291010	General	Emergency Management	\$ 300	Car Battery Jump Start/Air Com
1101	291010	General	Emergency Management	\$ 300	Tool Kits for OEM Vehicles
1101	293010	General	Nuisance Abatement	\$ 450	PPE
1101	293010	General	Nuisance Abatement	\$ 100	Clean-up/Spill Supplies
1101	293010	General	Nuisance Abatement	\$ 200	Vehicle Equip
1101	293010	General	Nuisance Abatement	\$ 700	Chairs
1101	451110	General	Senior Citizens Program	\$ 1,000	Convection Oven/Warmer
1101	513200	General	Museum Collections	\$ 4,999	Extraordinary Supplies
1101	522020	General	Beach & Parks Dept.	\$ 2,400	Soccer Goals
1101	522020	General	Beach & Parks Dept.	\$ 2,000	Park Benches
1101	522020	General	Beach & Parks Dept.	\$ 30,250	New Tables
1101	522020	General	Beach & Parks Dept.	\$ 1,750	BBQ Pits
1101	522020	General	Beach & Parks Dept.	\$ 21,000	Picnic Tables
1101	522020	General	Beach & Parks Dept.	\$ 1,200	Dump Trailer
1101	522020	General	Beach & Parks Dept.	\$ 1,400	Park Sign
1101	610200	General	AgriLife Extension	\$ 2,400	Park Benches
			Total - General Fund	\$ 463,866	
1202	2561188	Juvenile Justice	Detention	\$ 2,526	
			Total- Juvenile Justice	\$ 2,526	
2102	114020	Co Clerk Rec Mgt & Pres Fund	County Clerk	\$ 6,000	Computers
2102	114020	Co Clerk Rec Mgt & Pres Fund	County Clerk	\$ 3,000	Computer Monitors
2102	114020	Co Clerk Rec Mgt & Pres Fund	County Clerk	\$ 6,000	Laptops
2102	114020	Co Clerk Rec Mgt & Pres Fund	County Clerk	\$ 3,500	Desk Computer
			Total - Co Clerk Rec Mgt & Pres Fund	\$ 18,500	
2301	172111	Road & Bridge Fund	Road & Bridge - Fleet Mgmt.	\$ 4,700	Heavy Equipment OBDII
2301	172111	Road & Bridge Fund	Road & Bridge - Fleet Mgmt.	\$ 4,900	Heavy Equipment OBDII
2301	312120	Road & Bridge Fund	Road & Bridge - FM Lateral Road	\$ 4,800	Portable Arrow Board
			Total - Road & Bridge Fund	\$ 14,400	
2370	296100	Flood Control Fund	Flood Control	\$ 750	Chainsaw
2370	296121	Flood Control Fund	Seawall Maintenance	\$ 250	Chainsaw
2370	296121	Flood Control Fund	Seawall Maintenance	\$ 1,100	Kerosene Heater
2370	296121	Flood Control Fund	Seawall Maintenance	\$ 1,800	Aluminum Flat Bottom Boat
2370	296121	Flood Control Fund	Seawall Maintenance	\$ 3,410	Trash Pump
			Total - Flood Control Fund	\$ 7,310	
2410	411100	Mosquito Control Fund	Mosquito Control District	\$ 3,500	Lift Gate
2410	411100	Mosquito Control Fund	Mosquito Control District	\$ 3,500	AvTel Diagnostic System
2410	411100	Mosquito Control Fund	Mosquito Control District	\$ 2,000	Aircraft Battery
2410	411100	Mosquito Control Fund	Mosquito Control District	\$ 3,500	Artificial Horizon
2410	411100	Mosquito Control Fund	Mosquito Control District	\$ 2,500	Directional Jiro
2410	411100	Mosquito Control Fund	Mosquito Control District	\$ 600	Vertical Velocity Indicator
			Total - Mosquito Control Fund	\$ 15,600	
			Total - All Funds	\$ 522,202	

Galveston County, Texas
Adopted Budget
Fiscal Year 2022 Non-Capitalized Equipment

Object	Priority	Description	Units	Unit Cost	Requested Budget	Adopted Total	Comments
1101 Fund		General Fund					
1231 Department: Justice Court Pct #1 123111 Division: Justice Court Pct 1							
5310001	00	Chair for New Hire	1	300	300	300	
5310001	00	Desk for New Hire	1	300	300	300	
Division Total:					600	600	

Galveston County, Texas
Adopted Budget
Fiscal Year 2022 Non-Capitalized Equipment

Object	Priority	Description	Units	Unit Cost	Requested Budget	Adopted Total	Comments
1101 Fund		General Fund					
1261 Department: District Clerk 126100 Division: District Clerk							
5310001	00	Color Photo Printer	3	667	2,001	2,001	Color Printer to Process Passport Photos
5310001	00	Digital Camera	1	350	350	350	Digital Camera to Process Passport Photos
5310001	00	File Mark	1	1,000	1,000	1,000	Electronic File Mark to Process / Certify Documents
5310001	00	Pneumatic Task Chair	4	300	1,200	1,200	Replacement Chairs
5310001	00	Document Scanners	1	950	950	950	Document Scanner
5310001	00	Signature Plate	1	150	150	150	Elected Signature Plate for File Mark
5310001	00	FILED Plate	1	50	50	50	FILED Plate for the File Mark
5310001	00	Laser Jet/Color Printer	1	450	450	450	Color Laser Jet Printer
Division Total:					6,151	6,151	

Galveston County, Texas
Adopted Budget
Fiscal Year 2022 Non-Capitalized Equipment

Object	Priority	Description	Units	Unit Cost	Requested Budget	Adopted Total	Comments
1101 Fund		General Fund					
1271 Department: District Attorney 127100 Division: District Attorney							
5310001	00	Extraordinary Supplies	1	2,500	2,500	2,500	Heavy Duty shredder for confidential documents
5310001	00	Extraordinary Supplies	1	500	500	500	Sturdy chair for Big and Tall individual
Division Total:					3,000	3,000	

Galveston County, Texas
Adopted Budget
Fiscal Year 2022 Non-Capitalized Equipment

Object	Priority	Description	Units	Unit Cost	Requested Budget	Adopted Total	Comments
1101 Fund		General Fund					
1292 Department: Collections Office 129200 Division: Collections Office							
5310001	00	Printer	1	600	600	600	
			Division Total:		600	600	

Galveston County, Texas
Adopted Budget
Fiscal Year 2022 Non-Capitalized Equipment

Object	Priority	Description	Units	Unit Cost	Requested Budget	Adopted Total	Comments
1101 Fund		General Fund					
1293 Department: Personal Bond Office 129300 Division: Personal Bond Office							
5310001	00	Printer	1	600	600	600	
5310001	00	4 Person Straight Desk	1	1,300	1,300	1,300	
5310001	00	Stand Up Room Dividers	4	515	2,060	2,060	
5310001	00	Standing Desks	4	250	1,000	1,000	
5310001	00	Chairs for New Hires	3	300	900	900	
Division Total:					5,860	5,860	

Galveston County, Texas
Adopted Budget
Fiscal Year 2022 Non-Capitalized Equipment

Object	Priority	Description	Units	Unit Cost	Requested Budget	Adopted Total	Comments
1101 Fund		General Fund					
1294 Department: Magistrates 129400 Division: Magistrates							
5310001	00	Printer	1	600	600	600	
			Division Total:		600	600	

Galveston County, Texas
Adopted Budget
Fiscal Year 2022 Non-Capitalized Equipment

Object	Priority	Description	Units	Unit Cost	Requested Budget	Adopted Total	Comments
1101 Fund		General Fund					
1513 Department: County Auditor 151300 Division: County Auditor							
5310001	00	Monitors	4	200	800	800	
5310001	00	Laptops & Docking Stations	4	1,950	7,800	7,800	
5310001	00	Portable Printers	4	200	800	800	
Division Total:					9,400	9,400	

Galveston County, Texas
Adopted Budget
Fiscal Year 2022 Non-Capitalized Equipment

Object	Priority	Description	Units	Unit Cost	Requested Budget	Adopted Total	Comments
1101 Fund		General Fund					
1514 Department: Dir of Finance/Admin/Budget Of 151400 Division: Professional Services							
5310001	00	Desk Chair	1	300	300	300	
Division Total:					300	300	

Galveston County, Texas
Adopted Budget
Fiscal Year 2022 Non-Capitalized Equipment

Object	Priority	Description	Units	Unit Cost	Requested Budget	Adopted Total	Comments
1101		Fund	General Fund				
1515 Department: County Tax Assessor Collector 151500 Division: Tax Assessor/Collector Admin							
5310001		Chairs	15	153	2,295	2,295	
			Division Total:		2,295	2,295	

Galveston County, Texas
Adopted Budget
Fiscal Year 2022 Non-Capitalized Equipment

Object	Priority	Description	Units	Unit Cost	Requested Budget	Adopted Total	Comments
1101		Fund	General Fund				
1516 Department: County Treasurer 151600 Division: County Treasurer							
5310001		Chairs	4	250	1,000	1,000	
Division Total:					1,000	1,000	

Galveston County, Texas
Adopted Budget
Fiscal Year 2022 Non-Capitalized Equipment

Object	Priority	Description	Units	Unit Cost	Requested Budget	Adopted Total	Comments
1101 Fund		General Fund					
1518 Department: Purchasing Department 151800 Division: Purchasing							
5310001	00	Extraordinary Supplies	1	2,100	2,100	2,100	
		Division Total:			2,100	2,100	

Galveston County, Texas
Adopted Budget
Fiscal Year 2022 Non-Capitalized Equipment

Object	Priority	Description	Units	Unit Cost	Requested Budget	Adopted Total	Comments
1101 Fund		General Fund					
1591 Department: Information Technology 159100 Division: Information Technology							
5310001	00	Chairs for New Hires	3	300	900	900	
5310001	00	Desks for New Hires	2	300	600	600	
5310001	00	Equipment for New Positions	8	2,500	20,000	20,000	For all new positions in the county (Computers/Laptops/Monitors/Phones/Etc.)
5310001	01	Desktop Refresh	200	1,000	405,000	200,000	
5310001	01	Shelving for servers	1	500	1,000	500	
5310001	01	Network Supplies	50	100	10,000	5,000	
5310001	01	Cameras (inside & outside)	100	100	20,000	10,000	
5310001	01	Network Devices (new build)	0	100	20,000	0	
5310001	01	Home Depot	15	100	3,000	1,500	
5310001	01	Signature Pads	5	100	1,000	500	
5310001	01	Amazon	50	10	1,000	500	
5310001	01	Phones break/fix	50	100	10,000	5,000	
5310001	01	Fully rugged laptops	2	4,640	23,200	11,600	

Galveston County, Texas
Adopted Budget
Fiscal Year 2022 Non-Capitalized Equipment

Object	Priority	Description	Units	Unit Cost	Requested Budget	Adopted Total	Comments
1101 Fund		General Fund					
1591 Department: Information Technology 159100 Division: Information Technology							
5310001	01	Scanners for break/fix	3	1,000	7,000	3,500	
5310001	01	Avtech sensors (Room Alert)	37	100	7,400	3,700	
5310001	01	Audio Visual for R&B build out	0	402	40,200	0	
5310001	01	Cable for R&B build out	0	332	33,200	0	
5310001	01	Cable for M.E. build out	0	280	28,000	0	
Division Total:					631,500	263,300	

Galveston County, Texas
Adopted Budget
Fiscal Year 2022 Non-Capitalized Equipment

Object	Priority	Description	Units	Unit Cost	Requested Budget	Adopted Total	Comments
1101 Fund		General Fund					
1701 Department: Facilities Services 170100 Division: Facilities Srvs & Maintenance							
5310001	00	Chairs	2	300	600	600	
Division Total:					600	600	

Galveston County, Texas
Adopted Budget
Fiscal Year 2022 Non-Capitalized Equipment

Object	Priority	Description	Units	Unit Cost	Requested Budget	Adopted Total	Comments
1101 Fund		General Fund					
1901 Department: County Engineer 190100 Division: County Engineer							
5310001	01	Desk Chairs	3	300	2,400	900	Desk chairs
5310001	01	TV/monitor with wall mount	1	600	600	600	TV w/ wall mount to be used for weather monitoring
Division Total:					3,000	1,500	

Galveston County, Texas
Adopted Budget
Fiscal Year 2022 Non-Capitalized Equipment

Object	Priority	Description	Units	Unit Cost	Requested Budget	Adopted Total	Comments
1101 Fund		General Fund					
2111 Department: Sheriff's Dept 211101 Division: Administration Sheriff							
5310001	00	Replace old office furniture	10	300	3,000	3,000	
5310001	00	Storage Lockers	4	500	2,000	2,000	One time purchase of storage lockers
Division Total:					5,000	5,000	

Galveston County, Texas
Adopted Budget
Fiscal Year 2022 Non-Capitalized Equipment

Object	Priority	Description	Units	Unit Cost	Requested Budget	Adopted Total	Comments
1101 Fund		General Fund					
2111 Department: Sheriff's Dept 211121 Division: Criminal Investigation							
5310001	00	Pole Camera	1	2,500	2,500	2,500	Pole camera for Criminal Investigations
5310001	00	Chair for New Hire	1	300	300	300	
Division Total:					2,800	2,800	

Galveston County, Texas
Adopted Budget
Fiscal Year 2022 Non-Capitalized Equipment

Object	Priority	Description	Units	Unit Cost	Requested Budget	Adopted Total	Comments
1101 Fund		General Fund					
2111 Department: Sheriff's Dept 211132 Division: M.H.M.R. - Sheriff							
5310001	00	Tasers	0	2,160	12,960		0 Covered by grant
Division Total:					12,960	0	

Galveston County, Texas
Adopted Budget
Fiscal Year 2022 Non-Capitalized Equipment

Object	Priority	Description	Units	Unit Cost	Requested Budget	Adopted Total	Comments
1101 Fund		General Fund					
2111 Department: Sheriff's Dept 211133 Division: Corrections-Sheriff							
5310001	00	Chairs	22	365	8,030	8,030	Chairs as needed throughout the jail
5310001	00	Large chairs for deputies	10	329	3,290	3,290	Large chairs for deputies
Division Total:					11,320	11,320	

Galveston County, Texas
Adopted Budget
Fiscal Year 2022 Non-Capitalized Equipment

Object	Priority	Description	Units	Unit Cost	Requested Budget	Adopted Total	Comments
1101 Fund		General Fund					
2111 Department: Sheriff's Dept 211143 Division: Patrol Division							
5310001	00	Radar Units	4	2,000	8,000	8,000	
5310001	00	Stop Sticks	3	800	2,400	2,400	
5310001	00	Tasers	7	2,400	16,800	16,800	
5310001	00	Pepperball Pistols	6	600	3,600	3,600	
5310001	00	Handheld Thermal Imaging Devic	2	3,400	6,800	6,800	
5310001	00	Portable Breath Test	2	350	700	700	
Division Total:					38,300	38,300	

Galveston County, Texas
Adopted Budget
Fiscal Year 2022 Non-Capitalized Equipment

Object	Priority	Description	Units	Unit Cost	Requested Budget	Adopted Total	Comments
1101 Fund		General Fund					
2111 Department: Sheriff's Dept 211150 Division: Warrant's - Sheriff's							
5310001	00	Replace Old Office Furniture	10	300	3,000	3,000	
			Division Total:		3,000	3,000	

Galveston County, Texas
Adopted Budget
Fiscal Year 2022 Non-Capitalized Equipment

Object	Priority	Description	Units	Unit Cost	Requested Budget	Adopted Total	Comments
1101 Fund		General Fund					
2111 Department: Sheriff's Dept 211171 Division: Communications-Sheriff							
5310001	00	Chairs	2	1,500	3,000	3,000	Dispatch Chairs
			Division Total:		3,000	3,000	

Galveston County, Texas
Adopted Budget
Fiscal Year 2022 Non-Capitalized Equipment

Object	Priority	Description	Units	Unit Cost	Requested Budget	Adopted Total	Comments
1101 Fund		General Fund					
2233 Department: Constable Pct #3 223300 Division: Constable Pct #3							
5310001	00	Conference Room Chairs	0	300	1,800	0	
5310001	00	Tasers	2	1,500	3,000	3,000	
Division Total:					4,800	3,000	

Galveston County, Texas
Adopted Budget
Fiscal Year 2022 Non-Capitalized Equipment

Object	Priority	Description	Units	Unit Cost	Requested Budget	Adopted Total	Comments
1101 Fund		General Fund					
2234 Department: Constable Pct #2 223400 Division: Constable Pct #2							
5310001	00	Chairs	2	300	600	600	
5310001	00	Byrna Launchers	7	573	4,011	4,011	Includes Launchers, CO2 Cartridges, Holsters, Mag Carrier, Projectiles
Division Total:					4,611	4,611	

Galveston County, Texas
Adopted Budget
Fiscal Year 2022 Non-Capitalized Equipment

Object	Priority	Description	Units	Unit Cost	Requested Budget	Adopted Total	Comments
1101 Fund		General Fund					
2237 Department: Constable Pct #1 223700 Division: Constable Pct #1							
5310001	00	Tasers	4	1,700	6,800	6,800	
5310001	00	Taser Cartridges	12	40	480	480	
Division Total:					7,280	7,280	

Galveston County, Texas
Adopted Budget
Fiscal Year 2022 Non-Capitalized Equipment

Object	Priority	Description	Units	Unit Cost	Requested Budget	Adopted Total	Comments
1101 Fund		General Fund					
2238 Department: Constable Pct #4 223800 Division: Constable Pct #4							
5310001	00	Less than Lethal qualify	1	925	925	925	Byrna Max Projectiles, Byrna Inert Projectiles, CO2 Cartridges + Oiler, Byrna Oiler Kit
5310001	00	Label Printer	2	120	240	240	
5310001	01	Desktop Scanner	6	269	1,614	1,614	
5310001	01	Taser Cartridges	50	37	1,850	1,850	
5310001	01	Training Taser Cartridges	50	31	1,550	1,550	
5310001	01	Taser Extended Performance mag	3	101	756	303	
5310001	01	Lithium Jump Start Boxes	7	200	1,400	1,400	
5310001	01	Vehicle Lockout kits	2	82	164	164	
5310001	01	Fire Extinguisher	6	59	354	354	
5310001	U	Ammo for training and qualify	0	3,725	3,725	0	Required Ammo for yearly training and qualification
Division Total:					12,578	8,400	

Galveston County, Texas
Adopted Budget
Fiscal Year 2022 Non-Capitalized Equipment

Object	Priority	Description	Units	Unit Cost	Requested Budget	Adopted Total	Comments
1101 Fund		General Fund					
2910 Department: Emergency Management 291010 Division: Emergency Management							
5310001	00	Water Pallets	2	200	400	400	
5310001	00	IT Equipment	0	1,000	5,000	0	
5310001	00	Public Safety Radio Parts	4	1,000	5,000	4,000	
5310001	00	PPE	125	20	5,000	2,500	
5310001	00	First Aid Kits & AED's	25	100	5,100	2,500	
5310001	00	Car Battery Jump Start/Air Com	1	300	300	300	
5310001	00	Tool Kits for OEM Vehicles	1	300	300	300	
Division Total:					21,100	10,000	

Galveston County, Texas
Adopted Budget
Fiscal Year 2022 Non-Capitalized Equipment

Object	Priority	Description	Units	Unit Cost	Requested Budget	Adopted Total	Comments
1101 Fund		General Fund					
2930 Department: Nuisance Abatement 293010 Division: Nuisance Abatement							
5310001	00	PPE	1	450	450	450	
5310001	00	Clean-up/Spill Supplies	1	100	100	100	
5310001	00	Vehicle Equipt	2	100	200	200	
5310001	00	Chairs	2	350	700	700	
Division Total:					1,450	1,450	

Galveston County, Texas
Adopted Budget
Fiscal Year 2022 Non-Capitalized Equipment

Object	Priority	Description	Units	Unit Cost	Requested Budget	Adopted Total	Comments
1101 Fund		General Fund					
4511 Department: Senior Citizens 451110 Division: Senior Citizens Program							
5310001	00	Convection Oven/Warmer	2	500	1,000	1,000	Convection Oven/Warmer for Dickinson Community Center and Wayne Johnson Community Center
Division Total:					1,000	1,000	

Galveston County, Texas
Adopted Budget
Fiscal Year 2022 Non-Capitalized Equipment

Object	Priority	Description	Units	Unit Cost	Requested Budget	Adopted Total	Comments
1101 Fund		General Fund					
5132 Department: Galveston County Museum 513200 Division: Galv Cnty Museum Collections							
5310001	00	Extraordinary Supplies	1	4,999	4,999	4,999	Items that are needed for changing exhibits, installing new exhibits, artifact restoration, etc.
Division Total:					4,999	4,999	

Galveston County, Texas
Adopted Budget
Fiscal Year 2022 Non-Capitalized Equipment

Object	Priority	Description	Units	Unit Cost	Requested Budget	Adopted Total	Comments
1101 Fund		General Fund					
5220 Department: Beach and Parks Department 522020 Division: Parks							
5310001	00	Soccer Goals	2	1,200	2,400	2,400	Soccer Goals for Bayside Regional Park
5310001	00	Park Benches	4	500	2,000	2,000	New park benches for various parks
5310001	00	New Tables	55	550	30,250	30,250	New tables for Walter Hall Park Banquet Hall
5310001	00	BBQ Pits	7	250	2,500	1,750	Replacement BBQ pits for parks on Bolivar
5310001	00	Picnic Tables	14	1,500	21,000	21,000	New picnic tables for new pavilions
5310001	00	Dump Trailer	1	1,200	1,200	1,200	Dump Trailer for the Bolivar Parks crew to help with trash pick up
5310001	00	Park Sign	1	1,400	1,500	1,400	Park sign for Jack Brooks Park
Division Total:					60,850	60,000	

Galveston County, Texas
Adopted Budget
Fiscal Year 2022 Non-Capitalized Equipment

Object	Priority	Description	Units	Unit Cost	Requested Budget	Adopted Total	Comments
1101 Fund		General Fund					
6102 Department: County Extension Service 610200 Division: AgriLife Extension							
5310001	00	Park Benches	2	1,200	2,400	2,400	
		Division Total:			2,400	2,400	
		Fund			864,454	463,866	

Galveston County, Texas
Adopted Budget
Fiscal Year 2022 Non-Capitalized Equipment

Object	Priority	Description	Units	Unit Cost	Requested Budget	Adopted Total	Comments
1202 Fund		Juvenile Justice Fund					
2561 Department: Juvenile Justice 256118 Division: Detention							
5310001	00	Window Tint	1	2,526	2,526	2,526	Window tint for rooms, offices, and pods to maintain confidentiality
Division Total:					2,526	2,526	
Fund					2,526	2,526	

Galveston County, Texas
Adopted Budget
Fiscal Year 2022 Non-Capitalized Equipment

Object	Priority	Description	Units	Unit Cost	Requested Budget	Adopted Total	Comments
2102 Fund		Co Clerk Rec Mgt & Pres Fund					
1140 Department: County Clerk 114020 Division: Co Clerk Rec Mgmt & Pres. Fnd							
5310001	01	Computers	5	1,200	6,000	6,000	Replacement computers for the office
5310001	02	Computer Monitors	10	300	3,000	3,000	Replacement computer monitors for office
5310001	03	Laptops	3	2,000	6,000	6,000	Laptops replacing outdated laptops
5310001	06	Desktop Computer	1	3,500	3,500	3,500	Desktop Computer with Robust Video and Photo Capability for FTP of data transfers
Division Total:					18,500	18,500	
Fund					18,500	18,500	

Galveston County, Texas
Adopted Budget
Fiscal Year 2022 Non-Capitalized Equipment

Object	Priority	Description	Units	Unit Cost	Requested Budget	Adopted Total	Comments
2301 Fund		Road & Bridge Fund					
1721 Department: Fleet Management 172111 Division: Fleet Mgmt - Galveston							
5310001	00	Heavy Equipment OBDII	1	4,700	4,700	4,700	(HDMAX3) Maximus 3.0 Heavy Equipment Diagnostic Tool
5310001	00	Heavy Equipment OBDII	1	4,900	4,900	4,900	(HDHDM) Maximus 2.0 Heavy Equipment Diagnostic Tool
Division Total:					9,600	9,600	

Galveston County, Texas
Adopted Budget
Fiscal Year 2022 Non-Capitalized Equipment

Object	Priority	Description	Units	Unit Cost	Requested Budget	Adopted Total	Comments
2301 Fund		Road & Bridge Fund					
3121 Department: Road Department 312120 Division: F.M. Lateral Road							
5310001	00	Portable Arrow Board	1	4,800	4,800	4,800	Portable arrow board sign for traffic control
			Division Total:		4,800	4,800	
			Fund		14,400	14,400	

Galveston County, Texas
Adopted Budget
Fiscal Year 2022 Non-Capitalized Equipment

Object	Priority	Description	Units	Unit Cost	Requested Budget	Adopted Total	Comments
2370 Fund		Flood Control Fund					
2961 Department: Flood Control 296100 Division: Flood Control							
5310001	00	Chainsaw	3	250	750	750	Chainsaws for mowing and maintenance
Division Total:					750	750	

Galveston County, Texas
Adopted Budget
Fiscal Year 2022 Non-Capitalized Equipment

Object	Priority	Description	Units	Unit Cost	Requested Budget	Adopted Total	Comments
2370 Fund		Flood Control Fund					
2961 Department: Flood Control 296121 Division: Seawall Maintenance							
5310001	00	Chainsaw	1	250	250	250	
5310001	00	Kerosene Heater	1	1,100	1,100	1,100	Kerosene heater
5310001	00	Aluminum Flat Bottom Boat	1	1,800	1,800	1,800	15' aluminum flat bottom boat for access to tide gates
5310001	00	Trash Pump	1	3,410	3,410	3,410	Floating trash pump
Division Total:					6,560	6,560	
Fund					7,310	7,310	

Galveston County, Texas
Adopted Budget
Fiscal Year 2022 Non-Capitalized Equipment

Object	Priority	Description	Units	Unit Cost	Requested Budget	Adopted Total	Comments
2410 Fund		Mosquito Control District Fund					
4111 Department: Mosquito Control District 411100 Division: Mosquito Control District							
5310001	01	Lift Gate	1	3,500	3,500	3,500	Replacement lift gate for department truck used to transport insecticide to and from the Galveston Hangar to the Dickinson Shop
5310001	02	AvTel Diagnostic System	1	3,500	3,500	3,500	MS 909 AvTel/Maxi system diagnostic tablet w/Maxi flash used for diagnosing problems with the trucks
5310001	03	Aircraft Battery	1	2,000	2,000	2,000	Battery for the King Air
5310001	04	Artificial Horizon	1	3,500	3,500	3,500	Artificial Horizon/Attitude Indicator for King Air
5310001	05	Directional Jiro	1	2,500	2,500	2,500	Directional Jiro for the King Air
5310001	06	Vertical Velocity Indicator	1	600	600	600	VVI for King Air
Division Total:					15,600	15,600	
Fund					15,600	15,600	
GRAND TOTAL:					922,790	522,202	



Galveston County Adopted Budget FY22 Capitalized Equipment

Fund Number	Division	Fund	Department	Total Adopted	Description
1101	159100	General Fund	Information Technology	\$ 270,000	Network Equipment 15% Replacement
1101	159100	General Fund	Information Technology	\$ 250,000	Server 20% Replacement
1101	159100	General Fund	Information Technology	\$ 128,000	Netscaler for CJIS Compliance
1101	159100	General Fund	Information Technology	\$ 75,000	Audio Visual 10% Replacement
1101	170100	General Fund	Facilities	\$ 10,000	Hoist for Motors
1101	211121	General Fund	Sheriff- Criminal Investigation	\$ 25,160	Video Cameras
1101	522020	General Fund	Parks	\$ 56,000	Security Cameras
1101	522020	General Fund	Parks	\$ 46,000	Zero Turn Mowers
			Total - General Fund	\$ 860,160	
1204	544042	Beach Maintenance-Rd & Bridge	Beach Maintenance- Rd & Bridge	\$ 132,000	Backhoe
			Total - Road & Bridge Fund	\$ 132,000	
2301	312120	Road & Bridge Fund	Road & Bridge - FM Lateral Road	\$ 140,580	Truck with 2K Gallon Water Tank
			Total - Road & Bridge Fund	\$ 140,580	
2370	296100	Flood Control Fund	Flood Control	\$ 5,600	Utility Trailer
2370	296100	Flood Control Fund	Flood Control	\$ 5,400	Utility Trailer
2370	296100	Flood Control Fund	Flood Control	\$ 12,000	Light Tower/Generator
2370	296100	Flood Control Fund	Flood Control	\$ 435,000	Gradeall XL3100 4x4
			Total - Flood Control Fund	\$ 458,000	
2410	411100	Mosquito Control Fund	Mosquito Control	\$ 17,400	Aluminum Metal Skids
2410	411100	Mosquito Control Fund	Mosquito Control	\$ 7,700	Altimeter for King Air
			Total - Mosquito Control Fund	\$ 25,100	
2601	522042	Beach & Parks Fund	Beach Maintenance	\$ 120,000	Beach Tractor
2601	522042	Beach & Parks Fund	Beach Maintenance	\$ 65,000	Surf Rake
			Total - Beach & Parks Beach Maintenance	\$ 185,000	
			Total - All Funds	\$ 1,800,840	

Galveston County, Texas
Adopted Budget
Fiscal Year 2022 Capitalized Equipment

Object	Priority	Description	Units	Unit Cost	Requested Budget	Adopted Total	Comments
1101 Fund		General Fund					
1591 Department: Information Technology 159100 Division: Information Technology							
5745000	01	Network Switches (new build)	0	10,000	40,000	0	
5745000	01	Network Equipment 15% Rplcmnt	3	90,000	450,000	270,000	
5745000	01	Server 20% Replacement	1	250,000	425,000	250,000	
5745000	01	Netscaler for CJIS Compliance	1	128,000	128,000	128,000	
5745000	01	Audio Visual 10% Replacement	1	75,000	75,000	75,000	
Division Total:					1,118,000	723,000	

Galveston County, Texas
Adopted Budget
Fiscal Year 2022 Capitalized Equipment

Object	Priority	Description	Units	Unit Cost	Requested Budget	Adopted Total	Comments
1101 Fund		General Fund					
1701 Department: Facilities Services 170100 Division: Facilities Srvs & Maintenance							
5741000	00	Hoist for Motors	1	10,000	10,000	10,000	
Division Total:					10,000	10,000	

Galveston County, Texas
Adopted Budget
Fiscal Year 2022 Capitalized Equipment

Object	Priority	Description	Units	Unit Cost	Requested Budget	Adopted Total	Comments
1101 Fund		General Fund					
1721 Department: Fleet Management 172111 Division: Fleet Mgmt - Galveston							
5741000	00	7000lb Forklift	0	50,000	50,000		0 New Purchase. Move current forklift to Crystal Beach Fleet Facility
5741000	00	Tire Changer	0	9,000	18,000		0 Replacing outdated unit
5741000	00	Tire Balancer	0	7,000	7,000		0 Replacing outdated unit
5744000	00	Shelving and safety cabinets	0	27,500	27,500		0 Shelving and safety cabinets for new shop facility.
Division Total:					102,500	0	

Galveston County, Texas
Adopted Budget
Fiscal Year 2022 Capitalized Equipment

Object	Priority	Description	Units	Unit Cost	Requested Budget	Adopted Total	Comments
1101 Fund		General Fund					
2111 Department: Sheriff's Dept 211121 Division: Criminal Investigation							
5741000	00	Video Camera	4	6,290	25,160	25,160	Replacing outdated recording devices in interview rooms
Division Total:					25,160	25,160	

Galveston County, Texas
Adopted Budget
Fiscal Year 2022 Capitalized Equipment

Object	Priority	Description	Units	Unit Cost	Requested Budget	Adopted Total	Comments
1101 Fund		General Fund					
5220 Department: Beach and Parks Department 522020 Division: Parks							
5730000	00	Security Cameras	8	7,000	56,000	56,000	4 year capital improvement plan to add security cameras to all county parks
5742000	00	Zero Turn Mowers	2	23,000	46,000	46,000	Replacing mowers on Bolivar - new mowers will stay on the mainland and Bolivar will get 2 mowers from current inventory
Division Total:					102,000	102,000	
Fund					1,357,660	860,160	

Galveston County, Texas
Adopted Budget
Fiscal Year 2022 Capitalized Equipment

Object	Priority	Description	Units	Unit Cost	Requested Budget	Adopted Total	Comments
1204 Fund		Beach Maintenance-Rd & Bridge					
5440 Department: Beach Maintenance-Rd & Bridge 544042 Division: Beach Maintenance-Rd & Bridge							
5742000	00	Backhoe	1	132,000	132,000	132,000	New Purchase
Division Total:					132,000	132,000	
Fund					132,000	132,000	

Galveston County, Texas
Adopted Budget
Fiscal Year 2022 Capitalized Equipment

Object	Priority	Description	Units	Unit Cost	Requested Budget	Adopted Total	Comments
2301 Fund		Road & Bridge Fund					
3121 Department: Road Department 312120 Division: F.M. Lateral Road							
5742000	00	Truck with 2000 Gal Water Tank	1	140,580	140,580	140,580	Replacing Unit# C346
5742000	00	Single Drum Vibratory Roller	0	134,200	134,200	0	Replacing Unit# C806
Division Total:					274,780	140,580	
Fund					274,780	140,580	

Galveston County, Texas
Adopted Budget
Fiscal Year 2022 Capitalized Equipment

Object	Priority	Description	Units	Unit Cost	Requested Budget	Adopted Total	Comments
2370 Fund Flood Control Fund							
2961 Department: Flood Control 296100 Division: Flood Control							
5741000	00	Utility Trailer	1	5,600	5,600	5,600	New Purchase
5741000	00	Utility Trailer	1	5,400	5,400	5,400	New Purchase
5741000	00	Light Tower / Generator	1	12,000	12,000	12,000	New Purchase
5742000	00	Gradeall XL3100 4x4	1	435,000	435,000	435,000	Replacing Unit# C801
5742000	00	Gradeall XL4100	0	468,200	468,200	0	Replacing Unit# C5902
Division Total:					926,200	458,000	
Fund					926,200	458,000	

Galveston County, Texas
Adopted Budget
Fiscal Year 2022 Capitalized Equipment

Object	Priority	Description	Units	Unit Cost	Requested Budget	Adopted Total	Comments
2410 Fund		Mosquito Control District Fund					
4111 Department: Mosquito Control District 411100 Division: Mosquito Control District							
5741000	01	Aluminum Metal Skids	3	5,800	17,400	17,400	
5741000	02	Altimeter for King Air	1	7,700	7,700	7,700	
5741000	03	Tire Mounting Machine	0	9,200	9,200		0 Replacing outdated unit
			Division Total:		34,300	25,100	
			Fund		34,300	25,100	

Galveston County, Texas
Adopted Budget
Fiscal Year 2022 Capitalized Equipment

Object	Priority	Description	Units	Unit Cost	Requested Budget	Adopted Total	Comments
2601 Fund		Beach & Parks Fund					
5220 Department: Beach and Parks Department 522042 Division: Beach Maintenance							
5742000	00	Beach Tractor	1	120,000	120,000	120,000	Needed for beach maintenance on Bolivar
5742000	00	Surf Rake	1	65,000	65,000	65,000	Needed for maintenance on the beach per regulations set by the GLO
Division Total:					185,000	185,000	
Fund					185,000	185,000	
GRAND TOTAL:					2,909,940	1,800,840	



Galveston County Adopted Budget FY22 Capital Projects

Fund Number	Division	Fund	Department	Total Adopted	Description
1101	451110	General Fund	Senior Citizens Program	\$ 10,000	PA System - Bayside CC
1101	522020	General Fund	Beach & Parks Dept.	\$ 63,000	Carbide Pour N Play Surfacing
1101	522020	General Fund	Beach & Parks Dept.	\$ 25,000	Resurface Tennis Courts
			Total - General Fund	\$ 98,000	
2102	114020	County Clerk Records Archive Fund	County Clerk	\$ 75,000	Odyssey Modules/Licenses
2102	114020	County Clerk Records Archive Fund	County Clerk	\$ 50,000	Storage Space on Servers
2102	114020	County Clerk Records Archive Fund	County Clerk	\$ 100,000	Redaction of Court Records
2102	114020	County Clerk Records Archive Fund	County Clerk	\$ 40,000	Importing Real Property Record
2102	114020	County Clerk Records Archive Fund	County Clerk	\$ 75,000	Software to Search Digitized
2102	114020	County Clerk Records Archive Fund	County Clerk	\$ 50,000	Commissioners Court Software
			Total - County Clerk Records Archive Fund	\$ 390,000	
2601	522042	Beach & Parks Fund	Beach Maintenance	\$ 30,000	UTV Shed with Storage
2601	522042	Beach & Parks Fund	Beach Maintenance	\$ 140,000	Portable Restroom Trailer
			Total - Beach & Parks Fund	\$ 170,000	
			Total - All Funds	\$ 658,000	

Galveston County, Texas
Adopted Budget
Fiscal Year 2022 Projects

Object	Priority	Description/Comments	New/ On Going	Requested Budget	Adopted Budget
1101 Fund		General Fund			
4511 Department: Senior Citizens 451110 Division: Senior Citizens Program					
5730000	00	PA System - Bayside CC Installation of PA system at the Bayside Community Center	New	10,000	10,000
			Division Total New:	10,000	10,000
			Division Total On Going:	0	0
			Division Total:	10,000	10,000

Galveston County, Texas
Adopted Budget
Fiscal Year 2022 Projects

Object	Priority	Description/Comments	New/ On Going	Requested Budget	Adopted Budget
1101 Fund		General Fund			
5220 Department: Beach and Parks Department 522020 Division: Parks					
5730000	00	Carbide Pour N Play Surfacing Annual replacement of park playground's surfacing - for Carbide Park South Playground	New	63,000	63,000
5730000	00	Resurface Tennis Courts Resurface the tennis court and get new poles for the nets at Jack Brooks Park	New	25,000	25,000
Division Total New:				88,000	88,000
Division Total On Going:				0	0
Division Total:				88,000	88,000
Fund Total New:				98,000	98,000
Fund Total On Going:				0	0
Fund				98,000	98,000

Galveston County, Texas
Adopted Budget
Fiscal Year 2022 Projects

Object	Priority	Description/Comments	New/ On Going	Requested Budget	Adopted Budget
2102 Fund		Co Clerk Rec Mgt & Pres Fund			
1140 Department: County Clerk 114020 Division: Co Clerk Rec Mgmt & Pres. Fnd					
5750000	01	Odyssey Modules/Licenses Additional modules/licenses for Odyssey Case Management System	OnGoing	75,000	75,000
5750000	02	Storage Space on Servers Storage Space on Servers	OnGoing	50,000	50,000
5750000	03	Redaction of Court Records Forward and Backfile Redaction of Court Records. Intellidact processing to perform redaction for up to 7 million images of Social Security Numbers and bank, credit and debit account numbers, as well as all other known identity theft fields future proofed and meta data provided i.e. D.O.B. etc. Software processing and manual validation. Includes backfile setup.	OnGoing	100,000	100,000
5750000	04	Importing Real Property Record Importing Real Property Indexes	OnGoing	40,000	40,000
5750000	05	Software to Search Digitized Software to search digitized Commissioner Court Records prior to 1995. Kofile already has possession of digitized records.	New	75,000	75,000
5750000	06	Commissioners Court Software Commissioners Court Software Enhancements	New	50,000	50,000
Division Total New:				125,000	125,000
Division Total On Going:				265,000	265,000
Division Total:				390,000	390,000

Galveston County, Texas
Adopted Budget
Fiscal Year 2022 Projects

Object	Priority	Description/Comments	New/ On Going	Requested Budget	Adopted Budget
2102	Fund	Co Clerk Rec Mgt & Pres Fund			
1140 Department: County Clerk 114020 Division: Co Clerk Rec Mgmt & Pres. Fnd					
			Fund Total New:	125,000	125,000
			Fund Total On Going:	265,000	265,000
			Fund	390,000	390,000

Galveston County, Texas
Adopted Budget
Fiscal Year 2022 Projects

Object	Priority	Description/Comments	New/ On Going	Requested Budget	Adopted Budget
2601	Fund	Beach & Parks Fund			
5220 Department: Beach and Parks Department 522042 Division: Beach Maintenance					
5730000	00	UTV Shed with Storage Shed for the Beach Sticker UTV's and storage for other related items	New	30,000	30,000
5730000	00	Portable Restroom Trailer Replacement restroom trailer for the Beach Sticker Program	New	140,000	140,000
Division Total New:				170,000	170,000
Division Total On Going:				0	0
Division Total:				170,000	170,000
Fund Total New:				170,000	170,000
Fund Total On Going:				0	0
Fund				170,000	170,000
GRAND TOTAL NEW:				393,000	393,000
GRAND TOTAL ON GOING:				265,000	265,000
GRAND TOTAL:				658,000	658,000



Galveston County Adopted Budget FY22 Vehicles

Number	Division	Fund	Department	Total Adopted	Description
1101	170100	General Fund	Facilities	\$ -	Utility Truck
1101	170100	General Fund	Facilities	\$ -	Utility Truck
1101	170100	General Fund	Facilities	\$ -	Utility Truck
1101	172111	General Fund	Fleet Management	\$ -	1/2 Ton Crew Cab 4x2 Pick-up
1101	172111	General Fund	Fleet Management	\$ -	1/2 Ton Crew Cab 4x2 Pick-up
1101	211101	General Fund	Sheriff Administration	\$ -	2022 FS SUV 2WD
1101	211101	General Fund	Sheriff Administration	\$ -	2022 FS SUV 2WD
1101	211101	General Fund	Sheriff Administration	\$ -	2022 FS SUV 2WD
1101	211101	General Fund	Sheriff Administration	\$ -	2022 FS SUV 4X4
1101	211101	General Fund	Sheriff Administration	\$ -	1 Ton 15 Passenger Van
1101	211101	General Fund	Sheriff Administration	\$ -	2022 FS SUV 4X4
1101	211101	General Fund	Sheriff Administration	\$ -	2022 FS SUV 2WD
1101	211101	General Fund	Sheriff Administration	\$ -	Panel Van
1101	211101	General Fund	Sheriff Administration	\$ -	2022 FS SUV 2WD
1101	211101	General Fund	Sheriff Administration	\$ -	2022 FS SUV 4X4
1101	211101	General Fund	Sheriff Administration	\$ -	2022 3/4 Ton 4x4 Pick Up
1101	211101	General Fund	Sheriff Administration	\$ -	2022 FS SUV 2WD
1101	211101	General Fund	Sheriff Administration	\$ -	2022 FS SUV 2WD
1101	211101	General Fund	Sheriff Administration	\$ -	2022 FS SUV 2WD
1101	211101	General Fund	Sheriff Administration	\$ -	2022 FS SUV 2WD
1101	211101	General Fund	Sheriff Administration	\$ -	2022 FS SUV 2WD
1101	211101	General Fund	Sheriff Administration	\$ -	2022 FS SUV 2WD
1101	211101	General Fund	Sheriff Administration	\$ -	2022 FS SUV 4X4
1101	211101	General Fund	Sheriff Administration	\$ -	Panel Van
1101	211101	General Fund	Sheriff Administration	\$ -	2022 FS SUV 2WD
1101	211101	General Fund	Sheriff Administration	\$ -	2022 FS SUV 2WD
1101	211101	General Fund	Sheriff Administration	\$ -	2022 FS SUV 2WD
1101	223300	General Fund	Constable Pct. 3	\$ -	2022 1/2 Ton Crew Cab 4x4 Pick-up
1101	223400	General Fund	Constable Pct. 2	\$ -	1/2 Ton Crew Cab 4x4 pick-up
1101	223400	General Fund	Constable Pct. 2	\$ -	1/2 Ton Crew Cab 4x4 pick-up
1101	223800	General Fund	Constable Pct. 4	\$ -	F150 Crew Cab 4x4
1101	223800	General Fund	Constable Pct. 4	\$ -	F150 Crew Cab 4x4
1101	291010	General Fund	Emergency Management	\$ -	4x4 SUV
1101	522020	General Fund	Beach and Parks	\$ -	Bucket Truck
1101	522020	General Fund	Beach and Parks	\$ -	3/4 Ton Crew Cab
			Total - General Fund	\$ -	
2301	312120	Road & Bridge Fund	Road and Bridge - FM Lateral Rd	\$ -	1 Ton 4x4 Crew Cab Pick-up
			Total - Road & Bridge Fund	\$ -	
2370	296100	Flood Control Fund	Flood Control	\$ -	Single Axel Dump Truck
2370	296110	Flood Control Fund	Building Inspector	\$ -	1/2 Ton Crew Cab 4x4
			Total - Flood Control Fund	\$ -	
2410	411100	Mosquito Control Fund	Mosquito Control District	\$ -	2002 1/2 Ton Pick-up Truck
2410	411100	Mosquito Control Fund	Mosquito Control District	\$ -	4x4 3/4 Ton Single Cab Truck
			Total - Mosquito Control Fund	\$ -	
2601	522042	Beach & Parks Fund	Beach Maintenance	\$ -	Utility Terrain Vehicle
2601	522042	Beach & Parks Fund	Beach Maintenance	\$ -	Utility Terrain Vehicle
			Total-Beach & Parks Fund	\$ -	Utility Terrain Vehicle
			Total - All Funds	\$ -	

Galveston County, Texas
Adopted Budget
Fiscal Year 2022 Vehicles

Object	Priority	Description	Replace	Units	Unit Cost	Requested Budget	Adopted Budget	Comments
1101	Fund	General Fund						
1701	Department: Facilities Services							
170100	Division: Facilities Srvs & Maintenance							
5743000	00	Utility Truck	N	0	50,000	50,000	0	
5743000	00	Utility Truck	N	0	50,000	50,000	0	
5743000	00	Utility Truck	N	0	50,000	50,000	0	
5743000	00	1/2 Ton 4x4 Crew Cab	N	0	38,000	38,000	0	
5743000	00	1/2 Ton 4x4 Crew Cab	N	0	38,000	38,000	0	
Division Total:						226,000	0	

Galveston County, Texas
Adopted Budget
Fiscal Year 2022 Vehicles

Object	Priority	Description	Replace	Units	Unit Cost	Requested Budget	Adopted Budget	Comments
1101	Fund	General Fund						
1721 Department: Fleet Management 172111 Division: Fleet Mgmt - Galveston								
5743000	00	1/2 Ton Crew Cab 4x2 Pickup	Y	0	42,000	42,000	0	Replacing Unit# C0211
5743000	00	1/2 Ton Crew Cab 4x2 Pickup	Y	0	42,000	42,000	0	Replacing Unit# C0115
Division Total:						84,000	0	

Galveston County, Texas
Adopted Budget
Fiscal Year 2022 Vehicles

Object	Priority	Description	Replace	Units	Unit Cost	Requested Budget	Adopted Budget	Comments
1101	Fund	General Fund						
2111 Department: Sheriff's Dept 211101 Division: Administration Sheriff								
5743000	01	2022 FS SUV 2WD	Y	0	36,500	36,500	0	Replacing Unit# 3028 MHMR
5743000	02	2022 FS SUV 2WD	Y	0	36,500	36,500	0	Replacing Unit# 3738 Patrol
5743000	03	2022 FS SUV 2WD	Y	0	36,500	36,500	0	Replacing Unit# 3737 Patrol
5743000	04	2022 FS SUV 4X4	Y	0	42,000	42,000	0	Replacing Unit# 3602 Patrol
5743000	05	2022 1 TON 15 PASSENGER VAN	Y	0	37,000	37,000	0	Replacing Unit# 3732 Corrections
5743000	06	2022 FS SUV 4X4	Y	0	42,000	42,000	0	Replacing Unit# 3111 Corrections
5743000	07	2022 SUV 2WD	Y	0	37,500	37,500	0	Replacing Unit# 3311 Warrant Division
5743000	08	2022 Panel Van	Y	0	32,000	32,000	0	Replacing Unit# 3413 ID
5743000	09	2022 FS SUV 2WD	Y	0	37,500	37,500	0	Replacing Unit# 3746 Warrants
5743000	10	2022 FS SUV 4X4	Y	0	42,000	42,000	0	Replacing Unit# 3613 Criminal Investigations
5743000	11	2022 3/4 TON 4X4 PICK UP	Y	0	48,000	48,000	0	Replacing Unit# 3001 Marine Division
5743000	12	2022 FS SUV 2WD	Y	0	36,500	36,500	0	Replacing Unit# 3614 Patrol

Galveston County, Texas
Adopted Budget
Fiscal Year 2022 Vehicles

Object	Priority	Description	Replace	Units	Unit Cost	Requested Budget	Adopted Budget	Comments
1101	Fund	General Fund						
2111 Department: Sheriff's Dept 211101 Division: Administration Sheriff								
5743000	13	2022 FS SUV 2WD	Y	0	36,500	36,500	0	Replacing Unit# 3405 Criminal Investigations
5743000	14	2022 FS SUV 2WD	Y	0	36,500	36,500	0	Replacing Unit# 3624 Reserves
5743000	15	2022 FS SUV 2WD	Y	0	36,500	36,500	0	Replacing Unit# 3616 Administration
5743000	16	2022 FS SUV 2WD	Y	0	36,500	36,500	0	Replacing Unit# 3302 Reserves
5743000	17	2022 FS SUV 2WD	Y	0	36,500	36,500	0	Replacing Unit# 3617 Patrol
5743000	18	2022 FS SUV 2WD	Y	0	37,500	37,500	0	Replacing Unit# 3626 Criminal Investigations
5743000	19	2022 FS SUV 4X4	Y	0	42,000	42,000	0	Replacing Unit# 3619 Patrol
5743000	20	2022 Panel Van	Y	0	32,000	32,000	0	Replacing Unit# 3412 ID
5743000	21	2022 FS SUV 2WD	Y	0	37,500	37,500	0	Replacing Unit# 3625 Criminal Investigations
5743000	22	2022 FS SUV 2WD	Y	0	37,500	37,500	0	Replacing Unit# 3743 Warrant Division
5743000	23	2022 FS SUV 2WD	Y	0	36,500	36,500	0	Replacing Unit# 3607 Patrol
5743000	24	2022 FS SUV 2WD	Y	0	37,500	37,500	0	Replacing Unit# 3745 Warrant Division

Galveston County, Texas
Adopted Budget
Fiscal Year 2022 Vehicles

Object	Priority	Description	Replace	Units	Unit Cost	Requested Budget	Adopted Budget	Comments
1101	Fund	General Fund						
2111 Department: Sheriff's Dept 211101 Division: Administration Sheriff								
5743000	25	2022 FS SUV 2WD	Y	0	36,500	36,500	0	Replacing Unit# 3634 Patrol
5743000	26	2022 FS SUV 2WD	Y	0	36,500	36,500	0	Replacing Unit# 3740 Patrol
5743000	27	2022 FS SUV 2WD	Y	0	36,500	36,500	0	Replacing Unit# 3741 MHMR
Division Total:						1,016,500	0	

Galveston County, Texas
Adopted Budget
Fiscal Year 2022 Vehicles

Object	Priority	Description	Replace	Units	Unit Cost	Requested Budget	Adopted Budget	Comments
1101	Fund	General Fund						
2233 Department: Constable Pct #3 223300 Division: Constable Pct #3								
5743000	00	2022 ½ Ton Crew Cab 4x4 Picku	N	0	45,225	45,225	0	New Vehicle Request
Division Total:						45,225	0	

Galveston County, Texas
Adopted Budget
Fiscal Year 2022 Vehicles

Object	Priority	Description	Replace	Units	Unit Cost	Requested Budget	Adopted Budget	Comments
1101	Fund	General Fund						
2234 Department: Constable Pct #2 223400 Division: Constable Pct #2								
5743000	00	1/2 Ton Crew Cab 4x4 Pick-up	Y	0	45,500	45,500	0	Replacing Unit# 8608
5743000	01	1/2 Ton Crew Cab 4x4 Pick-up	Y	0	45,500	45,500	0	Replacing Unit# 8613
Division Total:						91,000	0	

Galveston County, Texas
Adopted Budget
Fiscal Year 2022 Vehicles

Object	Priority	Description	Replace	Units	Unit Cost	Requested Budget	Adopted Budget	Comments
1101	Fund	General Fund						
2238 Department: Constable Pct #4 223800 Division: Constable Pct #4								
5743000	00	F150 Crew Cab 4x4	Y	0	45,225	45,225	0	Replacing Unit# 8606
5743000	01	F150 Crew Cab 4x4	N	0	45,225	45,225	0	Additional Vehicle request to facilitate reserve program
Division Total:						90,450	0	

Galveston County, Texas
Adopted Budget
Fiscal Year 2022 Vehicles

Object	Priority	Description	Replace	Units	Unit Cost	Requested Budget	Adopted Budget	Comments
1101	Fund	General Fund						
2910 Department: Emergency Management 291010 Division: Emergency Management								
5743000	00	4x4 SUV	Y	0	48,000	48,000	0	Replacing Unit# C2401
Division Total:						48,000	0	

Galveston County, Texas
Adopted Budget
Fiscal Year 2022 Vehicles

Object	Priority	Description	Replace	Units	Unit Cost	Requested Budget	Adopted Budget	Comments
1101	Fund	General Fund						
5220 Department: Beach and Parks Department 522020 Division: Parks								
5743000	00	Bucket Truck	N	0	175,000	175,000	0	New Request; will be shared between departments
5743000	00	3/4 Ton Crew Cab	Y	0	45,000	45,000	0	Replacing Unit# 9301
Division Total:						220,000	0	

Galveston County, Texas
Adopted Budget
Fiscal Year 2022 Vehicles

Object	Priority	Description	Replace	Units	Unit Cost	Requested Budget	Adopted Budget	Comments
1101	Fund	General Fund						
6102 Department: County Extension Service 610200 Division: AgriLife Extension								
5743000	00	2022 Base Model SUV 4x2	Y	0	42,000	42,000	0	Replacing Unit# C9001
					Division Total:	42,000	0	
					Fund	1,863,175	0	

Galveston County, Texas
Adopted Budget
Fiscal Year 2022 Vehicles

Object	Priority	Description	Replace	Units	Unit Cost	Requested Budget	Adopted Budget	Comments
2301	Fund	Road & Bridge Fund						
3121 Department: Road Department 312120 Division: F.M. Lateral Road								
5743000	00	1 Ton 4x4 Crew Cab Pick Up	Y	0	50,500	50,500	0	Replacing Unit# C5812
					Division Total:	50,500	0	
					Fund	50,500	0	

Galveston County, Texas
Adopted Budget
Fiscal Year 2022 Vehicles

Object	Priority	Description	Replace	Units	Unit Cost	Requested Budget	Adopted Budget	Comments
2370	Fund	Flood Control Fund						
2961 Department: Flood Control 296100 Division: Flood Control								
5743000	00	Single Axel Dump Truck	Y	0	105,000	105,000	0	Replacing Unit# C5918
5743000	00	Single Axel Dump Truck	Y	0	105,000	105,000	0	Replacing Unit# C5310
Division Total:						210,000	0	

**Galveston County, Texas
Adopted Budget
Fiscal Year 2022 Vehicles**

Object	Priority	Description	Replace	Units	Unit Cost	Requested Budget	Adopted Budget	Comments
2370	Fund	Flood Control Fund						
2961 Department: Flood Control 296110 Division: Building Inspector								
5743000	01	1/2 ton crew cab 4x4	Y	0	42,000	42,000	0	Replacing Unit# C0116
					Division Total:	42,000	0	
					Fund	252,000	0	

Galveston County, Texas
Adopted Budget
Fiscal Year 2022 Vehicles

Object	Priority	Description	Replace	Units	Unit Cost	Requested Budget	Adopted Budget	Comments
2410	Fund	Mosquito Control District Fund						
4111 Department: Mosquito Control District 411100 Division: Mosquito Control District								
5743000		2022 1/2 ton 4x2 Pick up Truck	Y	0	36,000	36,000	0	Replacing Unit# C6801
5743000	01	4 x 4 3/4 ton Single Cab Truck	Y	0	38,000	38,000	0	Replacing Unit# C6702
Division Total:						74,000	0	
Fund						74,000	0	

Galveston County, Texas
Adopted Budget
Fiscal Year 2022 Vehicles

Object	Priority	Description	Replace	Units	Unit Cost	Requested Budget	Adopted Budget	Comments
2601	Fund	Beach & Parks Fund						
5220 Department: Beach and Parks Department 522042 Division: Beach Maintenance								
5743000	00	Utility Terrain Vehicle	Y	0	26,000	26,000	0	Replacing current UTVs
5743000	01	Utility Terrain Vehicle	Y	0	26,000	26,000	0	Replacing current UTVs
5743000	02	Utility Terrain Vehicle	Y	0	26,000	26,000	0	Replacing current UTVs
Division Total:						78,000	0	
Fund						78,000	0	
GRAND TOTAL:						2,317,675	0	

FY 2022 Salary Table

Unified Pay Plan

Grade	Min - Annual	Min - Bwklly	Min - Hourly
101	\$23,372	\$898.92	\$11.23654
102	\$24,541	\$943.88	\$11.79856
104	\$27,056	\$1,040.62	\$13.00769
105	\$28,409	\$1,092.65	\$13.65817
106	\$29,829	\$1,147.27	\$14.34087
107	\$31,321	\$1,204.65	\$15.05817
108	\$32,887	\$1,264.88	\$15.81106
109	\$34,531	\$1,328.12	\$16.60144
110	\$36,258	\$1,394.54	\$17.43173
111	\$38,071	\$1,464.27	\$18.30337
112	\$39,974	\$1,537.46	\$19.21827
113	\$41,973	\$1,614.35	\$20.17933
114	\$44,071	\$1,695.04	\$21.18798
115	\$46,275	\$1,779.81	\$22.24760
116	\$48,589	\$1,868.81	\$23.36010
117	\$51,018	\$1,962.23	\$24.52788
118	\$53,569	\$2,060.35	\$25.75433
119	\$56,248	\$2,163.38	\$27.04231
121	\$62,013	\$2,385.12	\$29.81394
122	\$65,114	\$2,504.38	\$31.30481
123	\$68,369	\$2,629.58	\$32.86971
125	\$75,377	\$2,899.12	\$36.23894
127	\$83,103	\$3,196.27	\$39.95337
128	\$87,258	\$3,356.08	\$41.95096

Mid - Annual	Mid - Bwklly	Mid - Hourly
\$29,000	\$1,115.38	\$13.94231
\$30,450	\$1,171.15	\$14.63942
\$33,571	\$1,291.19	\$16.13990
\$35,250	\$1,355.77	\$16.94712
\$37,012	\$1,423.54	\$17.79423
\$38,863	\$1,494.73	\$18.68413
\$40,806	\$1,569.46	\$19.61827
\$42,846	\$1,647.92	\$20.59904
\$44,989	\$1,730.35	\$21.62933
\$47,238	\$1,816.85	\$22.71058
\$49,600	\$1,907.69	\$23.84615
\$52,080	\$2,003.08	\$25.03846
\$54,684	\$2,103.23	\$26.29038
\$57,418	\$2,208.38	\$27.60481
\$60,289	\$2,318.81	\$28.98510
\$63,303	\$2,434.73	\$30.43413
\$66,469	\$2,556.50	\$31.95625
\$69,792	\$2,684.31	\$33.55385
\$76,946	\$2,959.46	\$36.99327
\$80,793	\$3,107.42	\$38.84279
\$84,833	\$3,262.81	\$40.78510
\$93,528	\$3,597.23	\$44.96538
\$103,115	\$3,965.96	\$49.57452
\$108,270	\$4,164.23	\$52.05288

Max - Annual	Max - Bwklly	Max - Hourly
\$37,410	\$1,438.85	\$17.98558
\$39,281	\$1,510.81	\$18.88510
\$43,307	\$1,665.65	\$20.82067
\$45,472	\$1,748.92	\$21.86154
\$47,746	\$1,836.38	\$22.95481
\$50,133	\$1,928.19	\$24.10240
\$52,640	\$2,024.62	\$25.30769
\$55,272	\$2,125.85	\$26.57308
\$58,035	\$2,232.12	\$27.90144
\$60,937	\$2,343.73	\$29.29663
\$63,984	\$2,460.92	\$30.76154
\$67,183	\$2,583.96	\$32.29952
\$70,542	\$2,713.15	\$33.91442
\$74,069	\$2,848.81	\$35.61010
\$77,773	\$2,991.27	\$37.39087
\$81,661	\$3,140.81	\$39.26010
\$85,744	\$3,297.85	\$41.22308
\$90,032	\$3,462.77	\$43.28462
\$99,260	\$3,817.69	\$47.72115
\$104,223	\$4,008.58	\$50.10721
\$109,434	\$4,209.00	\$52.61250
\$120,651	\$4,640.42	\$58.00529
\$133,018	\$5,116.08	\$63.95096
\$139,669	\$5,371.88	\$67.14856

*Annual and biweekly rates shown apply to full-time benefit-eligible employees. Contact Human Resources regarding half-time and part-time details.

FY 2022 Salary Table

Managerial Pay Plan

Grade	Min - Annual	Min - Bwklly	Min - Hourly
217	\$55,046	\$2,117.15	\$26.46442
218	\$57,799	\$2,223.04	\$27.78798
220	\$63,723	\$2,450.88	\$30.63606
221	\$66,909	\$2,573.42	\$32.16779
222	\$70,255	\$2,702.12	\$33.77644
224	\$77,456	\$2,979.08	\$37.23846
225	\$81,329	\$3,128.04	\$39.10048
226	\$85,395	\$3,284.42	\$41.05529
227	\$89,665	\$3,448.65	\$43.10817
228	\$94,148	\$3,621.08	\$45.26346
229	\$98,855	\$3,802.12	\$47.52644
230	\$103,798	\$3,992.23	\$49.90288
232	\$114,438	\$4,401.46	\$55.01827
233	\$120,159	\$4,621.50	\$57.76875
234	\$126,167	\$4,852.58	\$60.65721
236	\$139,100	\$5,350.00	\$66.87500
238	\$153,357	\$5,898.35	\$73.72933

Mid - Annual	Mid - Bwklly	Mid - Hourly
\$63,303	\$2,434.73	\$30.43413
\$66,469	\$2,556.50	\$31.95625
\$73,282	\$2,818.54	\$35.23173
\$76,946	\$2,959.46	\$36.99327
\$80,793	\$3,107.42	\$38.84279
\$89,074	\$3,425.92	\$42.82404
\$93,528	\$3,597.23	\$44.96538
\$98,204	\$3,777.08	\$47.21346
\$103,115	\$3,965.96	\$49.57452
\$108,270	\$4,164.23	\$52.05288
\$113,684	\$4,372.46	\$54.65577
\$119,368	\$4,591.08	\$57.38846
\$131,603	\$5,061.65	\$63.27067
\$138,183	\$5,314.73	\$66.43413
\$145,092	\$5,580.46	\$69.75577
\$159,964	\$6,152.46	\$76.90577
\$176,361	\$6,783.12	\$84.78894

Max - Annual	Max - Bwklly	Max - Hourly
\$81,661	\$3,140.81	\$39.26010
\$85,744	\$3,297.85	\$41.22308
\$94,533	\$3,635.88	\$45.44856
\$99,260	\$3,817.69	\$47.72115
\$104,223	\$4,008.58	\$50.10721
\$114,906	\$4,419.46	\$55.24327
\$120,651	\$4,640.42	\$58.00529
\$126,684	\$4,872.46	\$60.90577
\$133,018	\$5,116.08	\$63.95096
\$139,669	\$5,371.88	\$67.14856
\$146,652	\$5,640.46	\$70.50577
\$153,985	\$5,922.50	\$74.03125
\$169,768	\$6,529.54	\$81.61923
\$178,256	\$6,856.00	\$85.70000
\$187,169	\$7,198.81	\$89.98510
\$206,354	\$7,936.69	\$99.20865
\$227,505	\$8,750.19	\$109.37740

*Annual and biweekly rates shown apply to full-time benefit-eligible employees. Contact Human Resources regarding half-time and part-time details.

FY 2022 Salary Table

Public Safety Pay Plan (excludes Sheriff's Office)

Grade	Min - Annual	Min - Bwklly	Min - Hourly
309	\$35,705	\$1,373.27	\$17.16587
313	\$43,400	\$1,669.23	\$20.86538
314	\$45,570	\$1,752.69	\$21.90865
315	\$47,848	\$1,840.31	\$23.00385
316	\$50,241	\$1,932.35	\$24.15433
317	\$52,753	\$2,028.96	\$25.36202
318	\$55,390	\$2,130.38	\$26.62981
319	\$58,160	\$2,236.92	\$27.96154
320	\$61,068	\$2,348.77	\$29.35962
321	\$64,121	\$2,466.19	\$30.82740
322	\$67,327	\$2,589.50	\$32.36875
323	\$70,694	\$2,719.00	\$33.98750
324	\$74,228	\$2,854.92	\$35.68654
328	\$90,225	\$3,470.19	\$43.37740
332	\$109,669	\$4,218.04	\$52.72548

Mid - Annual	Mid - Bwklly	Mid - Hourly
\$42,846	\$1,647.92	\$20.59904
\$52,080	\$2,003.08	\$25.03846
\$54,684	\$2,103.23	\$26.29038
\$57,418	\$2,208.38	\$27.60481
\$60,289	\$2,318.81	\$28.98510
\$63,303	\$2,434.73	\$30.43413
\$66,469	\$2,556.50	\$31.95625
\$69,792	\$2,684.31	\$33.55385
\$73,282	\$2,818.54	\$35.23173
\$76,946	\$2,959.46	\$36.99327
\$80,793	\$3,107.42	\$38.84279
\$84,833	\$3,262.81	\$40.78510
\$89,074	\$3,425.92	\$42.82404
\$108,270	\$4,164.23	\$52.05288
\$131,603	\$5,061.65	\$63.27067

Max - Annual	Max - Bwklly	Max - Hourly
\$52,701	\$2,026.96	\$25.33702
\$64,058	\$2,463.77	\$30.79712
\$67,261	\$2,586.96	\$32.33702
\$70,624	\$2,716.31	\$33.95385
\$74,155	\$2,852.12	\$35.65144
\$77,863	\$2,994.73	\$37.43413
\$81,756	\$3,144.46	\$39.30577
\$85,844	\$3,301.69	\$41.27115
\$90,136	\$3,466.77	\$43.33462
\$94,643	\$3,640.12	\$45.50144
\$99,375	\$3,822.12	\$47.77644
\$104,344	\$4,013.23	\$50.16538
\$109,561	\$4,213.88	\$52.67356
\$133,172	\$5,122.00	\$64.02500
\$161,872	\$6,225.85	\$77.82308

*Annual and biweekly rates shown apply to full-time benefit-eligible employees. Contact Human Resources regarding half-time and part-time details.

FY 2022 Employee Counts

GALVESTON COUNTY - TEXAS COUNTY EMPLOYEES BY FUND TYPE									
Function	2014	2015	2016	2017	2018	2019	2020	2021	2022
General Fund	1,010.4	994.4	1,007.0	1,011.5	1,029.7	1,066.2	1,079.5	1,070.6	1,079.3
Other Funds	174.0	168.5	168.7	169.7	171.0	161.0	212.6	209.0	163.5
Grant Fund	43.0	42.2	42.2	42.2	40.0	38.6	39.0	41.0	108.4
Total	1227.4	1205.1	1217.9	1223.4	1240.7	1265.8	1331.1	1320.6	1351.2

COUNTY EMPLOYEES BY FUNCTION EXCLUDING GRANT FUNDED POSITIONS										
Function	2013	2014	2015	2016	2017	2018	2019	2020	2021	2022
Public Safety	555.5	555.6	555.6	556.7	557.2	564.2	565.2	646.9	653.2	661.9
General Government	479.8	480.9	472.3	482.4	488.2	494.0	510.5	492.0	483.5	429.5
Road & Bridges/Rights-of-Way	62.4	53.5	53.5	53.5	52.5	53.0	68.0	69.6	67.0	67.0
Health & Social Services	41.0	32.4	24.6	23.0	22.0	28.0	25.0	26.0	26.0	28.0
Culture & Recreation	52.0	51.5	46.5	48.0	49.2	51.0	47.5	42.6	44.8	47.4
Conservation	9.5	10.5	10.5	10.5	10.5	10.5	10.0	10.0	9.0	9.0
Total	1,200.2	1,184.4	1,163.0	1,174.1	1,179.6	1,200.7	1,226.2	1,287.1	1,283.5	1,242.8

COUNTY EMPLOYEES BY FUNCTION BUDGETED FTE - ALL FUNDS										
Function	2013	2014	2015	2016	2017	2018	2019	2020	2021	2022
Public Safety	585.8	576.6	579.1	580.2	580.7	587.7	581.2	667.9	672.2	680.9
General Government	488.1	493.9	481.5	491.6	497.4	506.5	520.5	505.0	495.0	511.5
Road & Bridges/Rights-of-Way	62.4	53.5	53.5	53.5	52.5	53.0	68.0	69.6	67.0	67.0
Health & Social Services	52.0	41.4	34.1	34.1	33.1	32.0	35.0	29.0	29.0	31.0
Culture & Recreation	52.0	51.5	46.5	48.0	49.2	51.0	51.1	49.6	48.4	51.8
Conservation	9.5	10.5	10.5	10.5	10.5	10.5	10.0	10.0	9.0	9.0
Total	1,249.8	1,227.4	1,205.2	1,217.9	1,227.4	1,240.7	1,265.8	1,331.1	1,320.6	1,351.2

****Galv Cnty Production****

Position Personnel Budgeting

Model ID: 2022AP

Report Date: 09/07/2021

Org Key	Position	Salary		Group Health	Medicare	TCDRS	AUL	Total
		FTE	Grade Salary					
1101110000 General Government	003 COURT REPORTER	1.000	000 95,039	8,160	1,379	12,232	8,217	125,027
1101110000 General Government	004 FAM ASSOC JUDGE	.300	000 43,941	2,448	638	5,656	3,799	56,482
1101110000 General Government	106 LEGAL SVCS COOR	1.000	116 56,583	8,160	821	7,283	4,892	77,739
1101110000 General Government	107 DIR OF GOV REL	1.000	230 115,825	8,160	1,680	14,907	10,014	150,586
1101110000		3.300	311,388	26,928	4,518	40,078	26,922	409,834

****Galv Cnty Production****

Position Personnel Budgeting

Model ID: 2022AP

Report Date: 09/07/2021

Org Key	Position	Salary		Group Health	Medicare	TCDRS	AUL	Total
		FTE	Grade Salary					
1101111000 County Judge	001 COUNTY JUDGE	1.000	000 192,600	8,160	3,002	26,641	17,896	248,299
1101111000 County Judge	002 SR EXEC ASSIST	1.000	116 54,719	8,160	794	7,043	4,731	75,447
1101111000 County Judge	003 CHIEF OF STAFF	1.000	230 117,865	8,160	1,710	15,170	10,190	153,095
1101111000 County Judge	004 SR PLCY&CNSTADV	1.000	117 57,321	8,160	832	7,378	4,956	78,647
1101111000		4.000	422,505	32,640	6,338	56,232	37,773	555,488

****Galv Cnty Production****

Position Personnel Budgeting

Model ID: 2022AP

Report Date: 09/07/2021

Org Key	Position	Salary		Group Health	Medicare	TCDRS	AUL	Total
		FTE	Grade Salary					
1101111101 County Commissioner-Pct 1 001	COMMISSIONER	1.000	000 120,500	8,160	1,957	17,362	11,663	159,642
1101111101 County Commissioner-Pct 1 004	PLCY CONST ADV	1.000	116 54,518	8,160	791	7,017	4,713	75,199
1101111101		2.000	175,018	16,320	2,748	24,379	16,376	234,841

****Galv Cnty Production****

Position Personnel Budgeting

Model ID: 2022AP

Report Date: 09/07/2021

Org Key	Position	Salary		Group Health	Medicare	TCDRS	AUL	Total
		FTE	Grade Salary					
1101111102 County Commissioner-Pct 2 001	COMMISSIONER	1.000	000 120,500	8,160	1,957	17,362	11,663	159,642
1101111102 County Commissioner-Pct 2 002	POL & CON ADV.	1.000	116 54,518	8,160	791	7,017	4,713	75,199
1101111102		2.000	175,018	16,320	2,748	24,379	16,376	234,841

****Galv Cnty Production****

Position Personnel Budgeting

Model ID: 2022AP

Report Date: 09/07/2021

Org Key	Position	Salary		Group Health	Medicare	TCDRS	AUL	Total
		FTE	Grade Salary					
1101111103 County Commissioner-Pct 3 001	COMMISSIONER	1.000	000 120,500	8,160	1,957	17,362	11,663	159,642
1101111103 County Commissioner-Pct 3 002	PLCY CONST ADV	1.000	116 70,110	8,160	1,017	9,024	6,061	94,372
1101111103		2.000	190,610	16,320	2,974	26,386	17,724	254,014

****Galv Cnty Production****

Position Personnel Budgeting

Model ID: 2022AP

Report Date: 09/07/2021

Org Key	Position	Salary		Group Health	Medicare	TCDRS	AUL	Total
		FTE	Grade Salary					
1101111104 County Commissioner-Pct 4 001	COMMISSIONER	1.000	000 120,500	8,160	1,957	17,362	11,663	159,642
1101111104 County Commissioner-Pct 4 002	POL & CONST ADV	1.000	116 48,589	8,160	705	6,254	4,201	67,909
1101111104		2.000	169,089	16,320	2,662	23,616	15,864	227,551

****Galv Cnty Production****

Position Personnel Budgeting

Model ID: 2022AP

Report Date: 09/07/2021

Org Key	Position	Salary		Group Health	Medicare	TCDRS	AUL	Total
		FTE	Grade Salary					
1101114000 County Clerk	001 COUNTY CLERK	1.000	000 112,750	8,160	1,635	14,511	9,748	146,804
1101114000 County Clerk	002 CHIEF DEP CO CL	1.000	222 85,649	8,160	1,242	11,023	7,405	113,479
1101114000 County Clerk	003 INDEXING SUPERV	1.000	115 51,442	8,160	746	6,621	4,448	71,417
1101114000 County Clerk	004 ACCTNG TECH IV	1.000	115 51,214	8,160	743	6,592	4,428	71,137
1101114000 County Clerk	005 SR CRT CLK CORD	1.000	115 46,638	8,160	677	6,003	4,032	65,510
1101114000 County Clerk	006 RECORDING SUPER	1.000	115 56,734	8,160	823	7,302	4,905	77,924
1101114000 County Clerk	007 SR CRT CLK CORD	1.000	115 47,682	8,160	692	6,137	4,123	66,794
1101114000 County Clerk	008 PROBATE COURT S	1.000	114 50,200	8,160	728	6,461	4,340	69,889
1101114000 County Clerk	009 VITAL REC/BBM M	1.000	115 48,589	8,160	705	6,254	4,201	67,909
1101114000 County Clerk	010 DEP CNTY CLRK I	1.000	106 33,271	8,160	483	4,282	2,877	49,073
1101114000 County Clerk	011 DEP CTY CLK III	1.000	108 32,887	8,160	477	4,233	2,844	48,601
1101114000 County Clerk	012 CHIEF DEPUTY CO	1.000	217 67,091	8,160	973	8,635	5,800	90,659
1101114000 County Clerk	013 CHIEF DEP CO CL	1.000	222 82,155	8,160	1,192	10,574	7,103	109,184
1101114000 County Clerk	015 SR DEP CTY CLRK	1.000	110 39,281	8,160	570	5,056	3,396	56,463
1101114000 County Clerk	017 SR DEP CTY CLRK	1.000	110 36,258	8,160	526	4,667	3,135	52,746
1101114000 County Clerk	018 COURT CLERK COO	1.000	111 40,537	8,160	588	5,218	3,505	58,008
1101114000 County Clerk	020 DEP CNTY CLRK I	1.000	106 34,573	8,160	502	4,450	2,989	50,674
1101114000 County Clerk	021 DEPUTY COUNTY C	1.000	108 35,766	8,160	519	4,604	3,092	52,141
1101114000 County Clerk	022 DEP CNTY CLRK I	1.000	106 29,829	8,160	433	3,839	2,579	44,840
1101114000 County Clerk	023 DEP CTY CLK III	1.000	108 32,887	8,160	477	4,233	2,844	48,601
1101114000 County Clerk	024 COURT CLERK COO	1.000	111 39,975	8,160	580	5,145	3,456	57,316
1101114000 County Clerk	025 SR DEP CTY CLRK	1.000	110 38,649	8,160	561	4,975	3,342	55,687
1101114000 County Clerk	026 SR MICRO TECH	1.000	108 32,887	8,160	477	4,233	2,844	48,601
1101114000 County Clerk	030 SR DEP CTY CLRK	1.000	110 38,653	8,160	561	4,975	3,342	55,691
1101114000 County Clerk	031 SR DEP CTY CLRK	1.000	110 36,258	8,160	526	4,667	3,135	52,746
1101114000 County Clerk	032 DEP CTY CLRK II	1.000	107 31,321	8,160	455	4,032	2,708	46,676
1101114000 County Clerk	034 ACCT TECH I	1.000	110 55,361	8,160	803	7,125	4,786	76,235
1101114000 County Clerk	037 ACCT TECH II	1.000	111 39,403	8,160	572	5,072	3,407	56,614
1101114000 County Clerk	041 ADMIN ASST II	1.000	113 52,648	8,160	764	6,776	4,552	72,900
1101114000 County Clerk	043 DEP CNTY CLRK I	1.000	106 29,829	8,160	433	3,839	2,579	44,840
1101114000 County Clerk	044 SR CRT CLK CORD	1.000	115 48,589	8,160	705	6,254	4,201	67,909
1101114000 County Clerk	055 DEP CTY CLRK II	1.000	107 34,955	8,160	507	4,499	3,022	51,143
1101114000 County Clerk	056 SR CRT CLK CORD	1.000	115 62,962	8,160	913	8,104	5,444	85,583
1101114000 County Clerk	057 DEP CTY CLK III	1.000	108 32,887	8,160	477	4,233	2,844	48,601
1101114000 County Clerk	061 SEN DEP CNTY CK	1.000	110 38,071	8,160	553	4,900	3,292	54,976
1101114000 County Clerk	SALARY LAPSE	0	000 (100,000)	0	(1,450)	(12,870)	(8,645)	(122,965)

****Galv Cnty Production****

Position Personnel Budgeting

Model ID: 2022AP

Report Date: 09/07/2021

Org Key	Position	Salary		Group Health	Medicare	TCDRS	AUL	Total
		FTE	Grade Salary					
1101114000		35.000	1,527,881	285,600	22,168	196,654	132,103	2,164,406

****Galv Cnty Production****

Position Personnel Budgeting

Model ID: 2022AP

Report Date: 09/07/2021

Org Key	Position	Salary		Group Health	Medicare	TCDRS	AUL	Total
		FTE	Grade Salary					
1101114030 Election Expense	001 SYSTEM SUPPORT	1.000	113 45,165	8,160	655	5,813	3,905	63,698
1101114030 Election Expense	003 CHIEF DEP CO CL	1.000	122 68,479	8,160	993	8,814	5,920	92,366
1101114030 Election Expense	004 ASSIST ELE ADMN	1.000	118 53,569	8,160	777	6,895	4,632	74,033
1101114030 Election Expense	005 ELE TECH SPEC.	1.000	115 51,494	8,160	747	6,628	4,452	71,481
1101114030 Election Expense	006 ADMIN ASST I	1.000	109 36,725	8,160	533	4,727	3,175	53,320
1101114030 Election Expense	007 ELECTIONS TECH	1.000	109 38,607	8,160	560	4,969	3,338	55,634
1101114030 Election Expense	SEASONAL	0	000 600,000	0	8,700	0	0	608,700
1101114030		6.000	894,039	48,960	12,965	37,846	25,422	1,019,232

****Galv Cnty Production****

Position Personnel Budgeting

Model ID: 2022AP

Report Date: 09/07/2021

Org Key	Position	Salary		Group Health	Medicare	TCDRS	AUL	Total
		FTE	Grade Salary					
1101117500 Veteran's Services	001 VETERANS SERVIC	1.000	217 58,927	8,160	855	7,584	5,095	80,621
1101117500 Veteran's Services	002 ADMIN ASST I	1.000	109 42,832	8,160	622	5,513	3,703	60,830
1101117500 Veteran's Services	003 AST VET SVC OFC	1.000	112 42,991	8,160	624	5,533	3,717	61,025
1101117500		3.000	144,750	24,480	2,101	18,630	12,515	202,476

****Galv Cnty Production****

Position Personnel Budgeting

Model ID: 2022AP

Report Date: 09/07/2021

Org Key	Position	Salary		Group Health	Medicare	TCDRS	AUL	Total
		FTE	Grade Salary					
1101121100 10th District Court	001 JUDGE-10TH DIST	1.000	000 18,000	8,160	261	2,317	1,557	30,295
1101121100 10th District Court	002 COURT REPORTER-	1.000	000 95,039	8,160	1,379	12,232	8,217	125,027
1101121100 10th District Court	003 CRT COORDINATOR	1.000	117 60,807	8,160	882	7,826	5,257	82,932
1101121100		3.000	173,846	24,480	2,522	22,375	15,031	238,254

****Galv Cnty Production****

Position Personnel Budgeting

Model ID: 2022AP

Report Date: 09/07/2021

Org Key	Position	Salary		Group Health	Medicare	TCDRS	AUL	Total
		FTE	Grade Salary					
1101121200 56th District Court	001 JUDGE-56TH DIST	1.000	000 18,000	8,160	261	2,317	1,557	30,295
1101121200 56th District Court	002 COURT REPORTER-	1.000	000 95,039	8,160	1,379	12,232	8,217	125,027
1101121200 56th District Court	003 CRT COORDINATOR	1.000	117 55,880	8,160	811	7,192	4,831	76,874
1101121200		3.000	168,919	24,480	2,451	21,741	14,605	232,196

****Galv Cnty Production****

Position Personnel Budgeting

Model ID: 2022AP

Report Date: 09/07/2021

Org Key	Position	Salary		Group Health	Medicare	TCDRS	AUL	Total
		FTE	Grade Salary					
1101121300 122nd District Court	001 JUDGE-122ND DIS	1.000	000 23,000	8,160	334	2,961	1,989	36,444
1101121300 122nd District Court	002 COURT REPORTER-	1.000	000 95,039	8,160	1,379	12,232	8,217	125,027
1101121300 122nd District Court	003 CRT COORDINATOR	1.000	117 60,678	8,160	880	7,810	5,246	82,774
1101121300		3.000	178,717	24,480	2,593	23,003	15,452	244,245

****Galv Cnty Production****

Position Personnel Budgeting

Model ID: 2022AP

Report Date: 09/07/2021

Org Key	Position	Salary		Group Health	Medicare	TCDRS	AUL	Total
		FTE	Grade Salary					
1101121400 212th District Court	001 JUDGE-212TH DIS	1.000	000 18,000	8,160	261	2,317	1,557	30,295
1101121400 212th District Court	002 COURT REPORTER-	1.000	000 95,039	8,160	1,379	12,232	8,217	125,027
1101121400 212th District Court	003 CRT COORDINATOR	1.000	117 58,662	8,160	851	7,550	5,072	80,295
1101121400		3.000	171,701	24,480	2,491	22,099	14,846	235,617

****Galv Cnty Production****

Position Personnel Budgeting

Model ID: 2022AP

Report Date: 09/07/2021

Org Key	Position	Salary		Group Health	Medicare	TCDRS	AUL	Total
		FTE	Grade Salary					
1101121500 306th District Court	004 FAM ASSOC JUDGE	.175	000 25,633	1,428	372	3,299	2,216	32,948
1101121500 306th District Court	001 JUDGE-306TH DIS	1.000	000 18,000	8,160	261	2,317	1,557	30,295
1101121500 306th District Court	002 COURT REPORTER-	1.000	000 95,039	8,160	1,379	12,232	8,217	125,027
1101121500 306th District Court	003 CRT COORDINATOR	1.000	117 58,662	8,160	851	7,550	5,072	80,295
1101121500		3.175	197,334	25,908	2,863	25,398	17,062	268,565

****Galv Cnty Production****

Position Personnel Budgeting

Model ID: 2022AP

Report Date: 09/07/2021

Org Key	Position	Salary		Group Health	Medicare	TCDRS	AUL	Total
		FTE	Grade Salary					
1101121600 405th District Crt	001 JUDGE-405TH DIS	1.000	000 18,000	8,160	261	2,317	1,557	30,295
1101121600 405th District Crt	002 COURT REPORTER-	1.000	000 95,039	8,160	1,379	12,232	8,217	125,027
1101121600 405th District Crt	003 CRT COORDINATOR	1.000	117 71,488	8,160	1,037	9,201	6,181	96,067
1101121600		3.000	184,527	24,480	2,677	23,750	15,955	251,389

****Galv Cnty Production****

Position Personnel Budgeting

Model ID: 2022AP

Report Date: 09/07/2021

Org Key	Position	Salary		Group Health	Medicare	TCDRS	AUL	Total
		FTE	Grade Salary					
1101121900 District Court Administration	004 FRIEND OF COURT	.500	000 9,994	0	145	0	0	10,139
1101121900 District Court Administration	001 COURT ADMINISTR	1.000	220 68,382	8,160	992	8,801	5,912	92,247
1101121900 District Court Administration	002 INDIG DEF S COO	1.000	112 39,974	8,160	580	5,145	3,456	57,315
1101121900 District Court Administration	003 CASE MANA SPECI	1.000	115 46,275	8,160	671	5,956	4,001	65,063
1101121900 District Court Administration	004 CASE MANA TECHN	1.000	112 43,055	8,160	625	5,542	3,723	61,105
1101121900 District Court Administration	005 JUDICIAL COMPLI	1.000	316 50,241	8,160	729	6,467	4,344	69,941
1101121900 District Court Administration	006 ADMIN ASST II	1.000	113 49,390	8,160	717	6,357	4,270	68,894
1101121900 District Court Administration	SALARY LAPSE	0	000 (15,000)	0	(218)	(1,931)	(1,297)	(18,446)
1101121900		6.500	292,311	48,960	4,241	36,337	24,409	406,258

****Galv Cnty Production****

Position Personnel Budgeting

Model ID: 2022AP

Report Date: 09/07/2021

Org Key	Position	Salary		Group Health	Medicare	TCDRS	AUL	Total
		FTE	Grade Salary					
1101122100 County Court #1	004 FAM ASSOC JUDGE	.175	000 25,633	1,428	372	3,299	2,216	32,948
1101122100 County Court #1	001 JUDGE-COUNTY CO	1.000	000 186,000	10,111	2,697	23,939	16,080	238,827
1101122100 County Court #1	002 COURT REPORTER-	1.000	000 95,039	8,160	1,379	12,232	8,217	125,027
1101122100 County Court #1	003 CRT COORDINATOR	1.000	117 53,569	8,160	777	6,895	4,632	74,033
1101122100		3.175	360,241	27,859	5,225	46,365	31,145	470,835

****Galv Cnty Production****

Position Personnel Budgeting

Model ID: 2022AP

Report Date: 09/07/2021

Org Key	Position	Salary		Group Health	Medicare	TCDRS	AUL	Total
		FTE	Grade Salary					
1101122200 County Court #2	004 FAM ASSOC JUDGE	.175	000 25,633	1,428	372	3,299	2,216	32,948
1101122200 County Court #2	001 JUDGE-COUNTY CO	1.000	000 177,000	10,111	2,567	22,780	15,302	227,760
1101122200 County Court #2	002 COURT REPORTER-	1.000	000 95,039	8,160	1,379	12,232	8,217	125,027
1101122200 County Court #2	003 CRT COORDINATOR	1.000	117 55,880	8,160	811	7,192	4,831	76,874
1101122200		3.175	353,552	27,859	5,129	45,503	30,566	462,609

****Galv Cnty Production****

Position Personnel Budgeting

Model ID: 2022AP

Report Date: 09/07/2021

Org Key	Position	Salary		Group Health	Medicare	TCDRS	AUL	Total
		FTE	Grade Salary					
1101122300 Probate Court	001 JUDGE-PROBATE	1.000	000 186,000	10,111	2,697	23,939	16,080	238,827
1101122300 Probate Court	002 CRT COORDINATOR	1.000	117 66,645	8,160	967	8,578	5,762	90,112
1101122300 Probate Court	003 COURT REPORTER-	1.000	000 95,039	8,160	1,379	12,232	8,217	125,027
1101122300 Probate Court	004 GUARDINVEST-PRB	1.000	119 68,750	8,160	997	8,849	5,944	92,700
1101122300 Probate Court	005 PROB COURT AUD	1.000	117 58,172	8,160	844	7,487	5,029	79,692
1101122300 Probate Court	006 PROBATE COURT A	1.000	119 62,301	8,160	904	8,019	5,386	84,770
1101122300		6.000	536,907	50,911	7,788	69,104	46,418	711,128

****Galv Cnty Production****

Position Personnel Budgeting

Model ID: 2022AP

Report Date: 09/07/2021

Org Key	Position	Salary		Group Health	Medicare	TCDRS	AUL	Total
		FTE	Grade Salary					
1101122400 County Court #3	004 FAM ASSOC JUDGE	.175	000 25,633	1,428	372	3,299	2,216	32,948
1101122400 County Court #3	001 JUDGE-COUNTY CO	1.000	000 172,000	10,111	2,494	22,137	14,870	221,612
1101122400 County Court #3	002 CRT COORDINATOR	1.000	117 56,946	8,160	826	7,329	4,923	78,184
1101122400 County Court #3	003 COURT REPORTER-	1.000	000 95,039	8,160	1,379	12,232	8,217	125,027
1101122400		3.175	349,618	27,859	5,071	44,997	30,226	457,771

****Galv Cnty Production****

Position Personnel Budgeting

Model ID: 2022AP

Report Date: 09/07/2021

Org Key	Position	Salary		Group Health	Medicare	TCDRS	AUL	Total
		FTE	Grade Salary					
1101122900 County Court Administration	004 FRIEND OF COURT	.500	000 9,994	0	145	0	0	10,139
1101122900 County Court Administration	001 COURT ADMINISTR	1.000	220 71,532	8,160	1,038	9,207	6,184	96,121
1101122900 County Court Administration	002 ADMIN ASST II	1.000	113 41,973	8,160	609	5,402	3,629	59,773
1101122900		2.500	123,499	16,320	1,792	14,609	9,813	166,033

****Galv Cnty Production****

Position Personnel Budgeting

Model ID: 2022AP

Report Date: 09/07/2021

Org Key	Position	Salary		Group Health	Medicare	TCDRS	AUL	Total
		FTE	Grade Salary					
1101123111 Justice Court Pct 1	001 JUSTICE OF THE	1.000	000 89,000	8,160	1,352	11,995	8,058	118,565
1101123111 Justice Court Pct 1	002 CHIEF DEP CRT C	1.000	115 50,677	8,160	735	6,523	4,381	70,476
1101123111 Justice Court Pct 1	003 SR DEP CTY CLRK	1.000	110 38,071	8,160	553	4,900	3,292	54,976
1101123111 Justice Court Pct 1	004 DEP CTY CLRK II	1.000	107 32,624	8,160	474	4,199	2,821	48,278
1101123111 Justice Court Pct 1	005 DEP CTY CLK III	1.000	108 38,607	8,160	560	4,969	3,338	55,634
1101123111 Justice Court Pct 1	006 DEP CTY CLK III	1.000	108 32,887	8,160	477	4,233	2,844	48,601
1101123111 Justice Court Pct 1	007 DEP CTY CLRK II	1.000	107 35,967	8,160	522	4,629	3,110	52,388
1101123111 Justice Court Pct 1	008 DEP CTY CLRK I	1.000	106 29,829	8,160	433	3,839	2,579	44,840
1101123111		8.000	347,662	65,280	5,106	45,287	30,423	493,758

****Galv Cnty Production****

Position Personnel Budgeting

Model ID: 2022AP

Report Date: 09/07/2021

Org Key	Position	Salary		Group Health	Medicare	TCDRS	AUL	Total
		FTE	Grade Salary					
1101123201 Justice Court Pct 2	001 JUSTICE OF THE	1.000	000 89,000	8,160	1,374	12,188	8,187	118,909
1101123201 Justice Court Pct 2	002 CHFDEP CRT CLRK	1.000	115 50,674	8,160	735	6,522	4,381	70,472
1101123201 Justice Court Pct 2	003 DEP CTY CLK III	1.000	108 42,386	8,160	615	5,456	3,665	60,282
1101123201 Justice Court Pct 2	004 DEP CTY CLK III	1.000	108 45,220	8,160	656	5,820	3,910	63,766
1101123201 Justice Court Pct 2	005 DEP CNTY CLRK I	1.000	106 29,829	8,160	433	3,839	2,579	44,840
1101123201 Justice Court Pct 2	006 DEP CTY CLRK II	1.000	107 33,139	8,160	481	4,265	2,865	48,910
1101123201 Justice Court Pct 2	007 DEP CTY CLRK II	1.000	107 34,946	8,160	507	4,498	3,022	51,133
1101123201 Justice Court Pct 2	008 DEP CNTY CLRK I	1.000	106 30,277	8,160	440	3,897	2,618	45,392
1101123201		8.000	355,471	65,280	5,241	46,485	31,227	503,704

****Galv Cnty Production****

Position Personnel Budgeting

Model ID: 2022AP

Report Date: 09/07/2021

Org Key	Position	Salary		Group Health	Medicare	TCDRS	AUL	Total
		FTE	Grade Salary					
1101123301 Justice Court Pct 3	001 JUSTICE OF THE	1.000	000 89,000	8,160	1,388	12,317	8,274	119,139
1101123301 Justice Court Pct 3	002 CHIEF DEP CRT C	1.000	115 52,045	8,160	755	6,699	4,500	72,159
1101123301 Justice Court Pct 3	003 SR DEP CTY CLRK	1.000	110 41,753	8,160	606	5,374	3,610	59,503
1101123301 Justice Court Pct 3	004 DEP CTY CLK III	1.000	108 39,379	8,160	571	5,068	3,405	56,583
1101123301 Justice Court Pct 3	005 SR DEP CTY CLRK	1.000	110 44,772	8,160	650	5,763	3,871	63,216
1101123301 Justice Court Pct 3	006 DEP CTY CLK III	1.000	108 39,379	8,160	571	5,068	3,405	56,583
1101123301 Justice Court Pct 3	007 DEP CTY CLK III	1.000	108 39,765	8,160	577	5,118	3,438	57,058
1101123301 Justice Court Pct 3	008 DEP CTY CLK III	1.000	108 32,887	8,160	477	4,233	2,844	48,601
1101123301 Justice Court Pct 3	009 D C CLK III -PT	.500	108 12,333	0	179	1,588	1,067	15,167
1101123301		8.500	391,313	65,280	5,774	51,228	34,414	548,009

****Galv Cnty Production****

Position Personnel Budgeting

Model ID: 2022AP

Report Date: 09/07/2021

Org Key	Position	Salary		Group Health	Medicare	TCDRS	AUL	Total
		FTE	Grade Salary					
1101123401 Justice Court Pct 4	001 JUSTICE OF THE	1.000	000 89,000	8,160	1,291	11,455	7,695	117,601
1101123401 Justice Court Pct 4	002 CHIEF DEP CRT C	1.000	115 52,177	8,160	757	6,716	4,511	72,321
1101123401 Justice Court Pct 4	003 DEP CTY CLRK II	1.000	107 32,756	8,160	475	4,216	2,832	48,439
1101123401 Justice Court Pct 4	004 DEP CTY CLRK II	1.000	107 39,607	8,160	575	5,098	3,424	56,864
1101123401 Justice Court Pct 4	005 DEP CTY CLRK II	1.000	107 31,321	8,160	455	4,032	2,708	46,676
1101123401 Justice Court Pct 4	006 DEP CTY CLRK II	1.000	107 42,575	8,160	618	5,480	3,681	60,514
1101123401 Justice Court Pct 4	007 DEP CTY CLRK II	1.000	107 34,604	8,160	502	4,454	2,992	50,712
1101123401		7.000	322,040	57,120	4,673	41,451	27,843	453,127

****Galv Cnty Production****

Position Personnel Budgeting

Model ID: 2022AP

Report Date: 09/07/2021

Org Key	Position	Salary		Group Health	Medicare	TCDRS	AUL	Total
		FTE	Grade Salary					
1101126100 District Clerk	001 DISTRICT CLERK	1.000	000 112,750	8,160	1,635	14,511	9,748	146,804
1101126100 District Clerk	002 CHIEF DISTR DEP	1.000	222 80,015	8,160	1,161	10,298	6,918	106,552
1101126100 District Clerk	003 ADMIN MANAGER	1.000	116 51,891	8,160	753	6,679	4,486	71,969
1101126100 District Clerk	004 SR DEP CTY CLRK	1.000	110 36,371	8,160	528	4,681	3,145	52,885
1101126100 District Clerk	005 SR DEP CTY CLRK	1.000	110 36,258	8,160	526	4,667	3,135	52,746
1101126100 District Clerk	006 DST CLK OFC SPR	1.000	115 51,891	8,160	753	6,679	4,486	71,969
1101126100 District Clerk	007 CHIEF TECHNOLOG	1.000	119 59,720	8,160	866	7,686	5,163	81,595
1101126100 District Clerk	008 SR DEP CTY CLRK	1.000	110 42,614	8,160	618	5,485	3,684	60,561
1101126100 District Clerk	009 DST CLK OFC SPR	1.000	115 60,060	8,160	871	7,730	5,193	82,014
1101126100 District Clerk	010 FAMILY/AG DATA	1.000	109 35,222	8,160	511	4,534	3,045	51,472
1101126100 District Clerk	011 TAX CLERK COORI	1.000	115 57,710	8,160	837	7,428	4,990	79,125
1101126100 District Clerk	012 DST CLK OFC SPR	1.000	115 63,434	8,160	920	8,164	5,484	86,162
1101126100 District Clerk	013 CHIEF DISTR DEP	1.000	222 81,862	8,160	1,187	10,536	7,077	108,822
1101126100 District Clerk	014 COURT CLERK COO	1.000	111 43,110	8,160	626	5,549	3,727	61,172
1101126100 District Clerk	015 DEPUTY DISTRICT	1.000	107 31,686	8,160	460	4,078	2,740	47,124
1101126100 District Clerk	016 COURT CLERK COO	1.000	111 41,348	8,160	600	5,322	3,575	59,005
1101126100 District Clerk	017 COURT CLERK COO	1.000	111 41,348	8,160	600	5,322	3,575	59,005
1101126100 District Clerk	018 SR DEP CTY CLRK	1.000	110 36,984	8,160	537	4,760	3,198	53,639
1101126100 District Clerk	019 SR DEP CTY CLRK	1.000	110 36,984	8,160	537	4,760	3,198	53,639
1101126100 District Clerk	020 SR DEP CTY CLRK	1.000	110 37,786	8,160	548	4,863	3,267	54,624
1101126100 District Clerk	021 COURT CLERK COO	1.000	111 40,786	8,160	592	5,250	3,526	58,314
1101126100 District Clerk	022 DEPUTY DISTRICT	1.000	107 31,948	8,160	464	4,112	2,762	47,446
1101126100 District Clerk	023 DEPUTY DISTRICT	1.000	107 32,261	8,160	468	4,152	2,789	47,830
1101126100 District Clerk	024 SR DEP CTY CLRK	1.000	110 37,707	8,160	547	4,853	3,260	54,527
1101126100 District Clerk	025 SR DEP CTY CLRK	1.000	110 37,064	8,160	538	4,771	3,205	53,738
1101126100 District Clerk	026 COURT CLERK COO	1.000	111 43,534	8,160	632	5,603	3,764	61,693
1101126100 District Clerk	027 CHIEF ACCNT	1.000	119 61,682	8,160	895	7,939	5,333	84,009
1101126100 District Clerk	028 DEPUTY DISTRICT	1.000	107 31,321	8,160	455	4,032	2,708	46,676
1101126100 District Clerk	029 SR DEP CTY CLRK	1.000	110 41,350	8,160	600	5,322	3,575	59,007
1101126100 District Clerk	031 COURT CLERK COO	1.000	111 39,379	8,160	571	5,069	3,405	56,584
1101126100 District Clerk	032 SR DEP CTY CLRK	1.000	110 38,816	8,160	563	4,996	3,356	55,891
1101126100 District Clerk	033 ADMIN ASST II	1.000	113 43,967	8,160	638	5,659	3,801	62,225
1101126100 District Clerk	035 DEPUTY DISTRICT	1.000	107 32,261	8,160	468	4,152	2,789	47,830
1101126100 District Clerk	037 DEPUTY DISTRICT	1.000	107 32,888	8,160	477	4,233	2,844	48,602
1101126100 District Clerk	038 CRT CLRK COORD	1.000	111 39,975	8,160	580	5,145	3,456	57,316
1101126100 District Clerk	039 ADMIN ASST II	1.000	113 49,217	8,160	714	6,335	4,255	68,681

****Galv Cnty Production****

Position Personnel Budgeting

Model ID: 2022AP

Report Date: 09/07/2021

Org Key	Position	Salary		Group Health	Medicare	TCDRS	AUL	Total
		FTE	Grade Salary					
1101126100 District Clerk	040 DEPUTY DISTRICT	1.000	107 32,888	8,160	477	4,233	2,844	48,602
1101126100 District Clerk	041 SR DEP CTY CLRK	1.000	110 41,294	8,160	599	5,315	3,570	58,938
1101126100 District Clerk	042 SR DEP CTY CLRK	1.000	110 41,405	8,160	601	5,329	3,580	59,075
1101126100 District Clerk	043 SPEC PROJ MNGR	1.000	115 50,522	8,160	733	6,503	4,368	70,286
1101126100 District Clerk	044 DEPTY DISTR CLK	1.000	107 33,783	8,160	490	4,348	2,921	49,702
1101126100 District Clerk	045 SR DEP CTY CLRK	1.000	110 37,709	8,160	547	4,854	3,260	54,530
1101126100 District Clerk	047 SR DEP CTY CLRK	1.000	110 36,258	8,160	526	4,667	3,135	52,746
1101126100 District Clerk	093 SR CRT CLK CORD	1.000	115 54,030	8,160	784	6,954	4,671	74,599
1101126100 District Clerk	094 COURT CLERK COO	1.000	111 39,149	8,160	568	5,039	3,385	56,301
1101126100 District Clerk	095 SR DEP CTY CLRK	1.000	110 36,479	8,160	529	4,695	3,154	53,017
1101126100 District Clerk	096 DST CLK OFC SPR	1.000	115 47,349	8,160	687	6,094	4,094	66,384
1101126100 District Clerk	097 DEPUTY DISTRICT	1.000	107 32,888	8,160	477	4,233	2,844	48,602
1101126100 District Clerk	098 ADMIN ASST II	1.000	113 45,418	8,160	659	5,846	3,927	64,010
1101126100 District Clerk	099 ADMIN ASST II	1.000	113 44,451	8,160	645	5,721	3,843	62,820
1101126100 District Clerk	103 ADMIN ASST II	1.000	113 42,781	8,160	621	5,506	3,699	60,767
1101126100 District Clerk	SALARY LAPSE	0	000 (100,000)	0	(1,450)	(12,870)	(8,645)	(122,965)
1101126100		51.000	2,189,604	416,160	31,769	281,822	189,312	3,108,667

****Galv Cnty Production****

Position Personnel Budgeting

Model ID: 2022AP

Report Date: 09/07/2021

Org Key	Position	Salary		Group Health	Medicare	TCDRS	AUL	Total
		FTE	Salary					
1101127100 District Attorney	001 CRIMINAL DISTRI	1.000	000 18,000	8,160	261	2,317	1,557	30,295
1101127100 District Attorney	002 1ST ASST DA	1.000	232 142,200	8,160	2,062	18,302	12,294	183,018
1101127100 District Attorney	003 CHF EXEC ADMIN	1.000	221 83,282	8,160	1,208	10,719	7,200	110,569
1101127100 District Attorney	004 DIVCHF - DA OFC	1.000	228 100,834	8,160	1,463	12,978	8,718	132,153
1101127100 District Attorney	006 CHIEF ADA	1.000	228 96,259	8,160	1,396	12,389	8,322	126,526
1101127100 District Attorney	007 CHIEF ADA	1.000	228 107,355	8,160	1,557	13,817	9,281	140,170
1101127100 District Attorney	008 DIVCHF - DA OFC	1.000	228 114,277	8,160	1,658	14,708	9,880	148,683
1101127100 District Attorney	009 CHIEF ADA	1.000	228 111,139	8,160	1,612	14,304	9,608	144,823
1101127100 District Attorney	010 CHIEF ADA	1.000	228 111,490	8,160	1,617	14,349	9,639	145,255
1101127100 District Attorney	011 ATTORNEY III	1.000	125 75,377	8,160	1,093	9,702	6,517	100,849
1101127100 District Attorney	012 ATTORNEY III	1.000	125 80,931	8,160	1,174	10,416	6,997	107,678
1101127100 District Attorney	013 ATTORNEY I	1.000	121 62,013	8,160	900	7,982	5,362	84,417
1101127100 District Attorney	014 CHIEF ADA	1.000	228 111,086	8,160	1,611	14,297	9,604	144,758
1101127100 District Attorney	015 ATTORNEY III	1.000	125 75,377	8,160	1,093	9,702	6,517	100,849
1101127100 District Attorney	016 ATTORNEY III	1.000	125 81,248	8,160	1,179	10,457	7,024	108,068
1101127100 District Attorney	017 CHIEF ADA	1.000	228 115,910	8,160	1,681	14,918	10,021	150,690
1101127100 District Attorney	018 ATTORNEY III	1.000	125 75,377	8,160	1,093	9,702	6,517	100,849
1101127100 District Attorney	019 ATTORNEY III	1.000	125 75,377	8,160	1,093	9,702	6,517	100,849
1101127100 District Attorney	020 ATTORNEY II	1.000	123 68,369	8,160	992	8,800	5,911	92,232
1101127100 District Attorney	021 ATTORNEY I	1.000	121 62,013	8,160	900	7,982	5,362	84,417
1101127100 District Attorney	022 ATTORNEY III	1.000	125 92,791	8,160	1,346	11,943	8,022	122,262
1101127100 District Attorney	023 ATTORNEY II	1.000	123 68,369	8,160	992	8,800	5,911	92,232
1101127100 District Attorney	024 ATTORNEY III	1.000	125 82,949	8,160	1,203	10,676	7,171	110,159
1101127100 District Attorney	025 ATTORNEY III	1.000	125 75,729	8,160	1,099	9,747	6,547	101,282
1101127100 District Attorney	026 ATTORNEY II	1.000	123 68,369	8,160	992	8,800	5,911	92,232
1101127100 District Attorney	027 CH INVST-DA OFC	1.000	324 98,666	8,160	1,457	12,930	8,686	129,899
1101127100 District Attorney	028 INVEST - DA OFC	1.000	321 75,153	8,160	1,090	9,673	6,497	100,573
1101127100 District Attorney	029 INVEST - DA OFC	1.000	321 71,574	8,160	1,064	9,444	6,344	96,586
1101127100 District Attorney	030 CH VCT AST OFCR	1.000	117 55,321	8,160	803	7,120	4,783	76,187
1101127100 District Attorney	031 LEGAL DATA ANAL	1.000	114 54,157	8,160	786	6,970	4,682	74,755
1101127100 District Attorney	032 ATTORNEY III	1.000	125 98,607	8,160	1,430	12,691	8,525	129,413
1101127100 District Attorney	033 ADMIN ASST I	1.000	109 41,145	8,160	597	5,296	3,557	58,755
1101127100 District Attorney	034 FEL JAIL DOCK C	1.000	111 48,748	8,160	707	6,274	4,215	68,104
1101127100 District Attorney	035 ADMIN ASST I	1.000	109 40,537	8,160	588	5,218	3,505	58,008
1101127100 District Attorney	036 MISD DIV SUPER	1.000	114 47,550	8,160	690	6,120	4,111	66,631
1101127100 District Attorney	037 ADMIN ASST II	1.000	113 41,973	8,160	609	5,402	3,629	59,773

****Galv Cnty Production****

Position Personnel Budgeting

Model ID: 2022AP

Report Date: 09/07/2021

Org Key	Position	Salary			Group Health	Medicare	TCDRS	AUL	Total
		FTE	Grade	Salary					
1101127100 District Attorney	038 ADMIN ASST I	1.000	109	37,683	8,160	547	4,850	3,258	54,498
1101127100 District Attorney	039 MISDEMEANOR JAI	1.000	110	38,607	8,160	560	4,969	3,338	55,634
1101127100 District Attorney	040 ADMIN ASST I	1.000	109	46,030	8,160	668	5,925	3,980	64,763
1101127100 District Attorney	042 ADMIN ASST I	1.000	109	36,756	8,160	533	4,731	3,178	53,358
1101127100 District Attorney	043 FRAUD EXAMINER	1.000	119	60,606	8,160	879	7,800	5,240	82,685
1101127100 District Attorney	044 ADMIN ASST II	1.000	113	49,117	8,160	713	6,322	4,247	68,559
1101127100 District Attorney	046 ADMIN ASST I	1.000	109	34,531	8,160	501	4,445	2,986	50,623
1101127100 District Attorney	047 ADMIN ASST I	1.000	109	35,046	8,160	509	4,511	3,030	51,256
1101127100 District Attorney	048 ADMIN ASST II	1.000	113	50,426	8,160	732	6,490	4,360	70,168
1101127100 District Attorney	049 PARALEGAL	1.000	114	44,071	8,160	640	5,672	3,810	62,353
1101127100 District Attorney	052 ATTORNEY III	1.000	123	77,077	8,160	1,118	9,920	6,664	102,939
1101127100 District Attorney	053 ATTORNEY III	1.000	125	75,377	8,160	1,093	9,702	6,517	100,849
1101127100 District Attorney	054 ATTORNEY III	1.000	125	85,000	8,160	1,233	10,940	7,349	112,682
1101127100 District Attorney	055 ATTORNEY I	1.000	121	62,013	8,160	900	7,982	5,362	84,417
1101127100 District Attorney	056 ADMIN ASST I	1.000	109	37,954	8,160	551	4,885	3,282	54,832
1101127100 District Attorney	070 CHIEF ADA	1.000	228	118,341	8,160	1,716	15,231	10,231	153,679
1101127100 District Attorney	071 CHIEF ADA	1.000	228	103,610	8,160	1,503	13,335	8,958	135,566
1101127100 District Attorney	073 VCTM WTNS ADV	1.000	112	41,973	8,160	609	5,402	3,629	59,773
1101127100 District Attorney	074 ATTORNEY I	1.000	121	62,013	8,160	900	7,982	5,362	84,417
1101127100 District Attorney	075 ATTORNEY II	1.000	123	68,369	8,160	992	8,800	5,911	92,232
1101127100 District Attorney	078 INVST II - DA	1.000	322	79,652	8,160	1,182	10,483	7,042	106,519
1101127100 District Attorney	079 CHIEF ADA	1.000	228	101,739	8,160	1,476	13,094	8,796	133,265
1101127100 District Attorney	080 ATTORNEY I	1.000	121	62,013	8,160	900	7,982	5,362	84,417
1101127100 District Attorney	082 ATTORNEY I	1.000	121	62,013	8,160	900	7,982	5,362	84,417
1101127100 District Attorney	083 ATTORNEY II	1.000	123	68,369	8,160	992	8,800	5,911	92,232
1101127100 District Attorney	084 ATTORNEY II	1.000	123	68,369	8,160	992	8,800	5,911	92,232
1101127100 District Attorney	085 ADMIN ASST I	1.000	109	38,607	8,160	560	4,969	3,338	55,634
1101127100 District Attorney	086 ADMIN ASST I	1.000	109	36,297	8,160	527	4,672	3,138	52,794
1101127100 District Attorney	088 ADMIN ASST I	1.000	109	39,434	8,160	572	5,076	3,410	56,652
1101127100 District Attorney	089 ATTORNEY III	1.000	125	79,146	8,160	1,148	10,187	6,843	105,484
1101127100 District Attorney	090 ATTORNEY III	1.000	125	75,377	8,160	1,093	9,702	6,517	100,849
1101127100 District Attorney	091 DIVCHF - DA OFC	1.000	228	128,826	8,160	1,868	16,580	11,137	166,571
1101127100 District Attorney	092 GRND JRY BAILFF	.500	104	13,528	0	197	0	0	13,725
1101127100 District Attorney	093 CHIEF ADA	1.000	228	97,118	8,160	1,409	12,500	8,396	127,583
1101127100 District Attorney	094 INV II - DA	1.000	322	75,197	8,160	1,117	9,910	6,657	101,041
1101127100 District Attorney	095 ATTORNEY I	1.000	121	62,013	8,160	900	7,982	5,362	84,417

****Galv Cnty Production****

Position Personnel Budgeting

Model ID: 2022AP

Report Date: 09/07/2021

Org Key	Position	Salary		Group Health	Medicare	TCDRS	AUL	Total
		FTE	Grade Salary					
1101127100 District Attorney	096 PARALEGAL	1.000	114 49,974	8,160	725	6,432	4,321	69,612
1101127100 District Attorney	097 INVEST - DA OFC	1.000	321 75,153	8,160	1,116	9,904	6,653	100,986
1101127100 District Attorney	099 EVIDENCE ANALYS	1.000	111 42,169	8,160	612	5,428	3,646	60,015
1101127100 District Attorney	100 ATTORNEY III	1.000	125 80,931	8,160	1,174	10,416	6,997	107,678
1101127100 District Attorney	101 PARALEGAL	1.000	114 46,448	8,160	674	5,978	4,016	65,276
1101127100 District Attorney	102 ATTORNEY II	1.000	123 69,828	8,160	1,013	8,987	6,037	94,025
1101127100 District Attorney	SALARY LAPSE	0	000 (170,000)	0	(2,465)	(21,879)	(14,697)	(209,041)
1101127100		77.500	5,276,353	628,320	76,675	678,526	455,791	7,115,665

****Galv Cnty Production****

Position Personnel Budgeting

Model ID: 2022AP

Report Date: 09/07/2021

Org Key	Position	Salary			Group Health	Medicare	TCDRS	AUL	Total
		FTE	Grade	Salary					
1101129200 Collections Office	002 COLLECTIONS MGR	1.000	119	56,714	8,160	823	7,300	4,903	77,900
1101129200 Collections Office	003 COLL CLERK	1.000	109	40,860	8,160	593	5,259	3,533	58,405
1101129200 Collections Office	005 COLLECT CLERK	1.000	109	35,676	8,160	518	4,592	3,085	52,031
1101129200 Collections Office	006 COLLECTIONS CLE	1.000	109	38,418	8,160	558	4,945	3,322	55,403
1101129200 Collections Office	007 COLLECTIONS CLE	1.000	109	34,531	8,160	501	4,445	2,986	50,623
1101129200 Collections Office	009 COLLECTION CLRK	1.000	109	36,510	8,160	530	4,699	3,157	53,056
1101129200 Collections Office	010 COLLECTION CLRK	1.000	109	34,531	8,160	501	4,445	2,986	50,623
1101129200		7.000		277,240	57,120	4,024	35,685	23,972	398,041

****Galv Cnty Production****

Position Personnel Budgeting

Model ID: 2022AP

Report Date: 09/07/2021

Org Key	Position	Salary		Group Health	Medicare	TCDRS	AUL	Total
		FTE	Grade Salary					
1101129300 Personal Bond Office	001 DIR PB/COLL	1.000	232 126,300	8,160	1,832	16,255	10,919	163,466
1101129300 Personal Bond Office	002 PERS BOND OFFIC	1.000	111 39,214	8,160	569	5,047	3,390	56,380
1101129300 Personal Bond Office	003 PERS. BOND OFC.	1.000	111 40,061	8,160	581	5,156	3,464	57,422
1101129300 Personal Bond Office	004 PERS BOND MNGR	1.000	119 59,061	8,160	857	7,602	5,106	80,786
1101129300 Personal Bond Office	005 DEP DIR & TR CO	1.000	221 66,909	8,160	971	8,612	5,785	90,437
1101129300 Personal Bond Office	006 PERS. BOND OFC.	1.000	111 38,833	8,160	564	4,998	3,358	55,913
1101129300 Personal Bond Office	007 PERS. BOND OFC.	1.000	111 38,071	8,160	553	4,900	3,292	54,976
1101129300 Personal Bond Office	008 PERS. BOND OFC.	1.000	111 38,071	8,160	553	4,900	3,292	54,976
1101129300 Personal Bond Office	009 PERS. BOND OFC.	1.000	111 38,071	8,160	553	4,900	3,292	54,976
1101129300 Personal Bond Office	010 PERS. BOND OFC.	1.000	111 38,071	8,160	553	4,900	3,292	54,976
1101129300 Personal Bond Office	011 PERS. BOND OFC.	1.000	111 38,071	8,160	553	4,900	3,292	54,976
1101129300 Personal Bond Office	012 PERS. BOND OFC.	1.000	111 38,071	8,160	553	4,900	3,292	54,976
1101129300 Personal Bond Office	013 ADMIN ASST II	1.000	113 42,336	8,160	614	5,449	3,660	60,219
1101129300 Personal Bond Office	014 SUPERV OFFCR	1.000	111 38,071	8,160	553	4,900	3,292	54,976
1101129300 Personal Bond Office	015 SUPERV OFFCR	1.000	111 38,071	8,160	553	4,900	3,292	54,976
1101129300 Personal Bond Office	016 SUPERV OFFCR	1.000	111 38,071	8,160	553	4,900	3,292	54,976
1101129300		16.000	755,353	130,560	10,965	97,219	65,310	1,059,407

****Galv Cnty Production****

Position Personnel Budgeting

Model ID: 2022AP

Report Date: 09/07/2021

Org Key	Position	Salary		Group Health	Medicare	TCDRS	AUL	Total
		FTE	Grade Salary					
1101129400 Magistrates	001 MAG CLRK MNGR	1.000	119 60,356	8,160	876	7,768	5,218	82,378
1101129400 Magistrates	002 MAGISTRATE CLK	1.000	111 39,765	8,160	577	5,118	3,438	57,058
1101129400 Magistrates	003 MAGISTRATE CLK	1.000	111 39,674	8,160	576	5,106	3,430	56,946
1101129400 Magistrates	004 MAGISTRATE CLK	1.000	111 39,379	8,160	571	5,068	3,405	56,583
1101129400 Magistrates	005 MAGISTRATE CLK	1.000	111 38,071	8,160	553	4,900	3,292	54,976
1101129400 Magistrates	006 MAGISTRATE CLK	1.000	111 38,071	8,160	553	4,900	3,292	54,976
1101129400		6.000	255,316	48,960	3,706	32,860	22,075	362,917

****Galv Cnty Production****

Position Personnel Budgeting

Model ID: 2022AP

Report Date: 09/07/2021

Org Key	Position	Salary			Group Health	Medicare	TCDRS	AUL	Total
		FTE	Grade	Salary					
1101151300 County Auditor	001 COUNTY AUDITOR	1.000	000	188,555	8,160	2,735	24,267	16,301	240,018
1101151300 County Auditor	003 FIR AS CO AUD	1.000	000	98,633	8,160	1,431	12,695	8,527	129,446
1101151300 County Auditor	007 ADMIN AS IV	1.000	000	69,022	8,160	1,001	8,884	5,967	93,034
1101151300 County Auditor	009 AUD INT CONTR I	1.000	000	52,595	8,160	763	6,769	4,547	72,834
1101151300 County Auditor	010 IT SYS DATA AUD	1.000	000	60,907	8,160	884	7,839	5,266	83,056
1101151300 County Auditor	015 MANAGER-AUDIT	1.000	000	89,055	8,160	1,292	11,462	7,699	117,668
1101151300 County Auditor	016 AUD INT CONTR	1.000	000	55,448	8,160	804	7,137	4,794	76,343
1101151300 County Auditor	019 SEN AP CLERK	1.000	000	54,059	8,160	784	6,958	4,674	74,635
1101151300 County Auditor	021 ACCOUNTANT II	1.000	000	54,724	8,160	794	7,043	4,731	75,452
1101151300 County Auditor	025 MGR-REP/ANAL	1.000	000	71,440	8,160	1,036	9,195	6,176	96,007
1101151300 County Auditor	031 ACCOUNTANT III	1.000	000	64,843	8,160	941	8,346	5,606	87,896
1101151300 County Auditor	032 MGR - ACCTNG	1.000	000	86,345	8,160	1,252	11,113	7,465	114,335
1101151300 County Auditor	034 SEN FIN REP ACC	1.000	000	89,628	8,160	1,300	11,536	7,749	118,373
1101151300 County Auditor	035 SEN ACCOUNTANT	1.000	000	71,325	8,160	1,035	9,180	6,166	95,866
1101151300 County Auditor	036 ACCOUNTANT III	1.000	000	77,821	8,160	1,129	10,016	6,728	103,854
1101151300 County Auditor	037 IT SYS AUD II	1.000	000	75,277	8,160	1,092	9,689	6,508	100,726
1101151300 County Auditor	038 ACCOUNTANT III	1.000	000	60,200	8,160	873	7,748	5,205	82,186
1101151300 County Auditor	039 ACCOUNTANT II	1.000	000	56,055	8,160	813	7,215	4,846	77,089
1101151300 County Auditor	040 ACCOUNTANT II	1.000	000	55,069	8,160	799	7,088	4,761	75,877
1101151300 County Auditor	041 ACCOUNTANT I	1.000	000	52,781	8,160	766	6,793	4,563	73,063
1101151300 County Auditor	045 ACCOUNTANT I	1.000	000	45,991	8,160	667	5,920	3,976	64,714
1101151300 County Auditor	051 ACCTS PAYABLE	1.000	000	65,721	8,160	953	8,459	5,682	88,975
1101151300 County Auditor	052 AP CLERK	1.000	000	42,314	8,160	614	5,446	3,659	60,193
1101151300 County Auditor	054 AP CLERK	1.000	000	39,015	8,160	566	5,022	3,373	56,136
1101151300 County Auditor	055 AP CLERK	1.000	000	37,000	8,160	537	4,762	3,199	53,658
1101151300 County Auditor	061 AUD INT CONT I	1.000	000	52,595	8,160	763	6,769	4,547	72,834
1101151300		26.000		1,766,418	212,160	25,624	227,351	152,715	2,384,268

****Galv Cnty Production****

Position Personnel Budgeting

Model ID: 2022AP

Report Date: 09/07/2021

Org Key	Position	Salary		Group Health	Medicare	TCDRS	AUL	Total
		FTE	Grade Salary					
1101151400 Professional Services	001 CHIEF FIN OFCR	1.000	236 140,000	8,160	2,030	18,018	12,103	180,311
1101151400 Professional Services	006 SENIOR FINANICA	1.000	122 73,363	8,160	1,064	9,442	6,343	98,372
1101151400 Professional Services	008 BUDGET ANALYST	1.000	118 55,136	8,160	800	7,096	4,767	75,959
1101151400 Professional Services	009 ADMIN ASST I	1.000	109 34,531	8,160	501	4,445	2,986	50,623
1101151400		4.000	303,030	32,640	4,395	39,001	26,199	405,265

****Galv Cnty Production****

Position Personnel Budgeting

Model ID: 2022AP

Report Date: 09/07/2021

Org Key	Position	Salary		Group Health	Medicare	TCDRS	AUL	Total
		FTE	Grade Salary					
1101151500 Tax Assessor/Collector	001 TAX ASSESSOR	1.000	000 112,750	8,160	1,635	14,511	9,748	146,804
1101151500 Tax Assessor/Collector	002 CHIEF DEPUTY OF	1.000	222 73,768	8,160	1,070	9,494	6,378	98,870
1101151500 Tax Assessor/Collector	004 ADMIN CLERK	1.000	106 30,574	8,160	444	3,935	2,644	45,757
1101151500 Tax Assessor/Collector	005 CHIEF DEPUTY OF	1.000	222 73,768	8,160	1,070	9,494	6,378	98,870
1101151500 Tax Assessor/Collector	008 SR VTR REG SPEC	1.000	113 46,446	8,160	674	5,978	4,016	65,274
1101151500 Tax Assessor/Collector	009 PROPERTY TAX SP	1.000	109 36,479	8,160	529	4,695	3,154	53,017
1101151500 Tax Assessor/Collector	014 TAX ASR BR MNGR	1.000	114 47,341	8,160	687	6,093	4,093	66,374
1101151500 Tax Assessor/Collector	015 ADMINISTRATIVE	1.000	106 33,271	8,160	483	4,282	2,877	49,073
1101151500 Tax Assessor/Collector	016 SR CUST SVC SPC	1.000	113 44,072	8,160	640	5,673	3,810	62,355
1101151500 Tax Assessor/Collector	017 PROPERTY TAX SP	1.000	109 36,258	8,160	526	4,667	3,135	52,746
1101151500 Tax Assessor/Collector	018 CUST SVRC REP I	1.000	107 31,527	8,160	458	4,058	2,726	46,929
1101151500 Tax Assessor/Collector	019 SR CUST SVC SPC	1.000	113 44,072	8,160	640	5,673	3,810	62,355
1101151500 Tax Assessor/Collector	020 SR PROP TAX SPC	1.000	113 44,072	8,160	640	5,673	3,810	62,355
1101151500 Tax Assessor/Collector	024 ACCT TECH III	1.000	112 42,936	8,160	623	5,526	3,712	60,957
1101151500 Tax Assessor/Collector	032 PROPERTY TAX SP	1.000	109 35,567	8,160	516	4,578	3,075	51,896
1101151500 Tax Assessor/Collector	035 ADMIN ASST I	1.000	109 34,531	8,160	501	4,445	2,986	50,623
1101151500 Tax Assessor/Collector	041 VOTER REGISTRAT	1.000	109 36,258	8,160	526	4,667	3,135	52,746
1101151500 Tax Assessor/Collector	056 SEN. ACCOUNTANT	1.000	117 53,754	8,160	780	6,919	4,647	74,260
1101151500 Tax Assessor/Collector	059 PROPERTY TAX SP	1.000	109 35,567	8,160	516	4,578	3,075	51,896
1101151500 Tax Assessor/Collector	060 TAX ASR BR MNGR	1.000	114 48,250	8,160	700	6,210	4,172	67,492
1101151500 Tax Assessor/Collector	064 ADMIN ASST I	1.000	109 34,531	8,160	501	4,445	2,986	50,623
1101151500 Tax Assessor/Collector	065 TAX ASR BR CORD	1.000	116 50,356	8,160	731	6,481	4,354	70,082
1101151500 Tax Assessor/Collector	067 CUSTOMER SERVIC	1.000	107 31,321	8,160	455	4,032	2,708	46,676
1101151500 Tax Assessor/Collector	069 CUSTOMER SERV R	1.000	107 31,321	8,160	455	4,032	2,708	46,676
1101151500 Tax Assessor/Collector	070 PROP TAX APP SP	1.000	110 36,761	8,160	534	4,732	3,178	53,365
1101151500 Tax Assessor/Collector	071 CUST SERVICE RE	1.000	107 31,618	8,160	459	4,070	2,734	47,041
1101151500 Tax Assessor/Collector	072 VOTER REG SPEC	1.000	109 34,531	8,160	501	4,445	2,986	50,623
1101151500 Tax Assessor/Collector	112 CUST SER REP II	1.000	108 34,290	8,160	498	4,414	2,965	50,327
1101151500 Tax Assessor/Collector	153 CUST SVRC REP I	1.000	107 31,321	8,160	455	4,032	2,708	46,676
1101151500 Tax Assessor/Collector	SALARY LAPSE	0	000 (65,000)	0	(943)	(8,366)	(5,620)	(79,929)
1101151500		29.000	1,192,311	236,640	17,304	153,466	103,088	1,702,809

****Galv Cnty Production****

Position Personnel Budgeting

Model ID: 2022AP

Report Date: 09/07/2021

Org Key	Position	Salary		Group Health	Medicare	TCDRS	AUL	Total
		FTE	Grade Salary					
1101151519 Tax Assessor/Collector	090 TAX ASR BR MNGR	1.000	114 46,364	8,160	673	5,967	4,009	65,173
1101151519 Tax Assessor/Collector	091 SR CUST SVC SPC	1.000	113 45,087	8,160	654	5,803	3,898	63,602
1101151519 Tax Assessor/Collector	092 ACCT TECH II	1.000	111 38,071	8,160	553	4,900	3,292	54,976
1101151519 Tax Assessor/Collector	093 CUST SVRC REP I	1.000	107 31,321	8,160	455	4,032	2,708	46,676
1101151519 Tax Assessor/Collector	094 CUST SVRC REP I	1.000	107 32,177	8,160	467	4,142	2,782	47,728
1101151519 Tax Assessor/Collector	095 CUST SVRC REP I	1.000	107 31,321	8,160	455	4,032	2,708	46,676
1101151519 Tax Assessor/Collector	096 CUST SER REP II	1.000	108 33,742	8,160	490	4,343	2,917	49,652
1101151519 Tax Assessor/Collector	097 CUST SVRC REP I	1.000	107 31,321	8,160	455	4,032	2,708	46,676
1101151519 Tax Assessor/Collector	098 CUST SVRC REP I	1.000	107 32,015	8,160	465	4,121	2,768	47,529
1101151519 Tax Assessor/Collector	099 CUST SVRC REP I	1.000	107 31,321	8,160	455	4,032	2,708	46,676
1101151519 Tax Assessor/Collector	100 CUST SER REP II	1.000	108 33,899	8,160	492	4,363	2,931	49,845
1101151519 Tax Assessor/Collector	101 CUST SVRC REP I	1.000	107 33,235	8,160	482	4,278	2,874	49,029
1101151519 Tax Assessor/Collector	102 CUST SVRC REP I	1.000	107 31,321	8,160	455	4,032	2,708	46,676
1101151519 Tax Assessor/Collector	103 CUST SER REP II	1.000	108 33,899	8,160	492	4,363	2,931	49,845
1101151519 Tax Assessor/Collector	104 CUST SVRC REP I	1.000	107 31,321	8,160	455	4,032	2,708	46,676
1101151519 Tax Assessor/Collector	105 CUST SER REP II	1.000	108 35,000	8,160	508	4,505	3,026	51,199
1101151519 Tax Assessor/Collector	106 ACCT TECH IV	1.000	115 50,450	8,160	732	6,493	4,362	70,197
1101151519 Tax Assessor/Collector	107 ACCT TECH III	1.000	112 41,540	8,160	603	5,347	3,592	59,242
1101151519 Tax Assessor/Collector	108 CUST SVRC REP I	1.000	107 31,321	8,160	455	4,032	2,708	46,676
1101151519 Tax Assessor/Collector	109 SR CUST SVC SPC	1.000	113 42,813	8,160	621	5,510	3,702	60,806
1101151519 Tax Assessor/Collector	110 CUST SVRC REP I	1.000	107 31,321	8,160	455	4,032	2,708	46,676
1101151519 Tax Assessor/Collector	111 CUST SVC REP II	1.000	108 32,887	8,160	477	4,233	2,844	48,601
1101151519 Tax Assessor/Collector	113 CUST SVC REP I	1.000	107 31,321	8,160	455	4,032	2,708	46,676
1101151519 Tax Assessor/Collector	SALARY LAPSE	0	000 (25,000)	0	(363)	(3,218)	(2,162)	(30,743)
1101151519		23.000	788,068	187,680	11,441	101,438	68,138	1,156,765

****Galv Cnty Production****

Position Personnel Budgeting

Model ID: 2022AP

Report Date: 09/07/2021

Org Key	Position	Salary		Group Health	Medicare	TCDRS	AUL	Total
		FTE	Grade Salary					
1101151553 Tax Assessor/Coll Collection	152 ACCT TECH II	1.000	111 38,071	8,160	553	4,900	3,292	54,976
1101151553 Tax Assessor/Coll Collection	154 PROP TAX APP SP	1.000	110 38,216	8,160	555	4,919	3,304	55,154
1101151553		2.000	76,287 	16,320 	1,108 	9,819 	6,596 	110,130

****Galv Cnty Production****

Position Personnel Budgeting

Model ID: 2022AP

Report Date: 09/07/2021

Org Key	Position	Salary		Group Health	Medicare	TCDRS	AUL	Total
		FTE	Grade Salary					
1101151554 Tax Assessor/Collector	SEASONAL	0	000 5,000	0	73	0	0	5,073
1101151554		0	5,000	0	73	0	0	5,073

****Galv Cnty Production****

Position Personnel Budgeting

Model ID: 2022AP

Report Date: 09/07/2021

Org Key	Position	Salary		Group Health	Medicare	TCDRS	AUL	Total
		FTE	Grade Salary					
1101151600 County Treasurer	001 TREASURER	1.000	000 112,750	8,160	1,635	14,511	9,748	146,804
1101151600 County Treasurer	002 ASSISTANT COUNT	1.000	227 105,421	8,160	1,529	13,568	9,114	137,792
1101151600 County Treasurer	003 PAYROLL MANAGER	1.000	117 67,112	8,160	974	8,638	5,802	90,686
1101151600 County Treasurer	004 SUP-GEN ACCTNG	1.000	115 51,669	8,160	750	6,650	4,467	71,696
1101151600 County Treasurer	005 ACCOUNTANT I	1.000	114 44,071	8,160	640	5,672	3,810	62,353
1101151600 County Treasurer	006 ACCOUNTANT I	1.000	114 48,823	8,160	708	6,284	4,221	68,196
1101151600 County Treasurer	008 ACCOUNTANT I	1.000	114 46,714	8,160	678	6,013	4,039	65,604
1101151600		7.000	476,560	57,120	6,914	61,336	41,201	643,131

****Galv Cnty Production****

Position Personnel Budgeting

Model ID: 2022AP

Report Date: 09/07/2021

Org Key	Position	Salary		Group Health	Medicare	TCDRS	AUL	Total
		FTE	Grade Salary					
1101151800 Purchasing	001 PURCHASING AGEN	1.000	000 113,527	8,160	1,647	14,611	9,815	147,760
1101151800 Purchasing	002 ASSISTANT PURCH	1.000	222 85,079	8,160	1,234	10,950	7,356	112,779
1101151800 Purchasing	003 ADMIN ASST II	1.000	113 55,880	8,160	811	7,192	4,831	76,874
1101151800 Purchasing	004 SENIOR BUYER	1.000	116 57,538	8,160	835	7,406	4,975	78,914
1101151800 Purchasing	010 PURCH. ASSET C.	1.000	114 51,100	8,160	741	6,577	4,418	70,996
1101151800 Purchasing	011 BUYER	1.000	114 46,275	8,160	671	5,956	4,001	65,063
1101151800 Purchasing	012 CONTRACT ADMINI	1.000	117 57,278	8,160	831	7,372	4,952	78,593
1101151800 Purchasing	013 BUYER	1.000	114 46,275	8,160	671	5,956	4,001	65,063
1101151800		8.000	512,952	65,280	7,441	66,020	44,349	696,042

****Galv Cnty Production****

Position Personnel Budgeting

Model ID: 2022AP

Report Date: 09/07/2021

Org Key	Position	Salary		Group Health	Medicare	TCDRS	AUL	Total
		FTE	Grade Salary					
1101151900 Grant Administration	001 DIR GRNTS ADMIN	1.000	228 105,177	8,160	1,526	13,537	9,093	137,493
1101151900 Grant Administration	002 GRANTS ADMIN.	1.000	119 61,094	8,160	886	7,863	5,282	83,285
1101151900 Grant Administration	003 OPER. MANAGER	1.000	117 57,032	8,160	827	7,340	4,931	78,290
1101151900 Grant Administration	004 GRANTS SPECIALI	1.000	118 53,569	8,160	777	6,895	4,632	74,033
1101151900 Grant Administration	400 GRNT ACCT TCH	.333	109 11,746	2,720	171	1,512	1,016	17,165
1101151900		4.333	288,618	35,360	4,187	37,147	24,954	390,266

****Galv Cnty Production****

Position Personnel Budgeting

Model ID: 2022AP

Report Date: 09/07/2021

Org Key	Position	Salary		Group Health	Medicare	TCDRS	AUL	Total
		FTE	Grade Salary					
1101155000 Human Resources	001 HR DIRECTOR	1.000	234 134,222	8,160	1,947	17,275	11,604	173,208
1101155000 Human Resources	002 ASST. HR DIR.	1.000	225 109,255	8,160	1,585	14,062	9,446	142,508
1101155000 Human Resources	003 COMP. SPEC.	1.000	115 53,220	8,160	772	6,850	4,601	73,603
1101155000 Human Resources	005 BENEFITS MGR	1.000	221 69,586	8,160	1,009	8,956	6,016	93,727
1101155000 Human Resources	009 HR RECRUITER	1.000	115 46,331	8,160	672	5,963	4,006	65,132
1101155000		5.000	412,614	40,800	5,985	53,106	35,673	548,178

****Galv Cnty Production****

Position Personnel Budgeting

Model ID: 2022AP

Report Date: 09/07/2021

Org Key	Position	Salary			Group Health	Medicare	TCDRS	AUL	Total
		FTE	Grade	Salary					
1101159100 Information Technology	001 CIO	1.000	236	145,000	8,160	2,103	18,662	12,536	186,461
1101159100 Information Technology	003 LAN/WAN COORD	1.000	117	52,681	8,160	764	6,780	4,555	72,940
1101159100 Information Technology	005 CUST SUP LEAD	1.000	109	47,038	8,160	683	6,054	4,067	66,002
1101159100 Information Technology	006 SERV SUP ANALYS	1.000	111	44,446	8,160	645	5,721	3,843	62,815
1101159100 Information Technology	007 IT TCHN SPT TEC	1.000	114	44,071	8,160	640	5,672	3,810	62,353
1101159100 Information Technology	009 IT SHRP DEV	1.000	114	49,059	8,160	712	6,314	4,242	68,487
1101159100 Information Technology	010 SR APL SPT SPEC	1.000	121	64,078	8,160	930	8,247	5,540	86,955
1101159100 Information Technology	011 IT SRVC MANAGER	1.000	123	68,369	8,160	992	8,800	5,911	92,232
1101159100 Information Technology	012 IT PROCUR SUPER	1.000	119	67,047	8,160	973	8,629	5,797	90,606
1101159100 Information Technology	013 DB ADMIN	1.000	229	98,855	8,160	1,434	12,723	8,547	129,719
1101159100 Information Technology	014 ODY SYS LD TECH	1.000	119	59,525	8,160	864	7,661	5,146	81,356
1101159100 Information Technology	017 IT SR ENTSVR LD	1.000	123	89,386	8,160	1,297	11,504	7,728	118,075
1101159100 Information Technology	020 APPL SUP SPEC I	1.000	115	46,275	8,160	671	5,956	4,001	65,063
1101159100 Information Technology	023 IT LE SYSLD TCH	1.000	117	55,914	8,160	811	7,197	4,834	76,916
1101159100 Information Technology	024 IT VCDT INFSP I	1.000	116	48,589	8,160	705	6,254	4,201	67,909
1101159100 Information Technology	025 APP SUPP SPEC I	1.000	115	46,275	8,160	671	5,956	4,001	65,063
1101159100 Information Technology	027 APP SUP SPEC II	1.000	116	49,741	8,160	722	6,402	4,301	69,326
1101159100 Information Technology	028 IT DCTR/DSRE CD	1.000	123	68,369	8,160	992	8,800	5,911	92,232
1101159100 Information Technology	031 APPL SPT SPC II	1.000	116	49,581	8,160	719	6,381	4,287	69,128
1101159100 Information Technology	032 IT INFRA MNGR	1.000	233	120,159	8,160	1,743	15,465	10,388	155,915
1101159100 Information Technology	033 AUDIO VIS ENGIN	1.000	117	58,065	8,160	842	7,473	5,020	79,560
1101159100 Information Technology	034 IT CSTSVSYTRCRD	1.000	123	68,369	8,160	992	8,800	5,911	92,232
1101159100 Information Technology	035 IT TCHSPTSPC LD	1.000	114	61,700	8,160	895	7,941	5,334	84,030
1101159100 Information Technology	040 ADMIN CLERK	1.000	106	37,661	8,160	547	4,847	3,256	54,471
1101159100 Information Technology	041 IT BSN AST TECH	1.000	109	37,750	8,160	548	4,859	3,264	54,581
1101159100 Information Technology	042 ADMIN CLERK	1.000	106	30,160	8,160	438	3,882	2,608	45,248
1101159100 Information Technology	044 APPL SPT SPC II	1.000	116	51,196	8,160	743	6,589	4,426	71,114
1101159100 Information Technology	045 IT TECH SPT SPC	1.000	114	44,071	8,160	640	5,672	3,810	62,353
1101159100 Information Technology	046 IT SYS ADMN LD	1.000	123	68,369	8,160	992	8,800	5,911	92,232
1101159100 Information Technology	047 SERVER SUP ANAL	1.000	111	60,213	8,160	874	7,750	5,206	82,203
1101159100 Information Technology	048 PURCHASING ASST	1.000	115	54,713	8,160	794	7,042	4,730	75,439
1101159100 Information Technology	051 ADMIN ASST II	1.000	113	41,973	8,160	609	5,402	3,629	59,773
1101159100 Information Technology	052 IT TECH SPT SPC	1.000	114	47,164	8,160	684	6,070	4,078	66,156
1101159100 Information Technology	053 NETWRK ENG LEAD	1.000	123	68,369	8,160	992	8,800	5,911	92,232
1101159100 Information Technology	054 IT LD SEC ENGR	1.000	229	116,373	8,160	1,688	14,978	10,061	151,260
1101159100 Information Technology	057 IT TECH SPT SPC	1.000	114	44,071	8,160	640	5,672	3,810	62,353

****Galv Cnty Production****

Position Personnel Budgeting

Model ID: 2022AP

Report Date: 09/07/2021

Org Key	Position	Salary			Group Health	Medicare	TCDRS	AUL	Total
		FTE	Grade	Salary					
1101159100 Information Technology	058 SENIOR SERVER A	1.000	121	69,828	8,160	1,013	8,987	6,037	94,025
1101159100 Information Technology	059 IT SHRP TEAM LD	1.000	119	64,276	8,160	932	8,273	5,557	87,198
1101159100 Information Technology	060 IT APL DEV MNGR	1.000	233	120,669	8,160	1,750	15,531	10,432	156,542
1101159100 Information Technology	061 IT TCHN SPT TEC	1.000	114	48,051	8,160	697	6,185	4,154	67,247
1101159100 Information Technology	063 SEN. APP. DEV.	1.000	229	102,618	8,160	1,488	13,207	8,872	134,345
1101159100 Information Technology	064 IT FINAP SPTTCH	1.000	114	44,071	8,160	640	5,672	3,810	62,353
1101159100 Information Technology	065 DEPUTY CIO	1.000	234	138,783	8,160	2,013	17,862	11,998	178,816
1101159100 Information Technology	066 IT SR PROJECT MGR	1.000	127	95,568	8,160	1,386	12,300	8,262	125,676
1101159100 Information Technology	067 IT PROJECT MGR	1.000	123	78,624	8,160	1,141	10,119	6,798	104,842
1101159100 Information Technology	068 IT SECUR & CONT MGR	1.000	233	138,183	8,160	2,004	17,785	11,946	178,078
1101159100 Information Technology	MERIT PAY	0	000	41,065	0	596	5,286	3,551	50,498
1101159100 Information Technology	SALARY LAPSE	0	000	(220,000)	0	(3,190)	(28,314)	(19,019)	(270,523)
1101159100		46.000		2,926,411	375,360	42,459	376,648	253,009	3,973,887

****Galv Cnty Production****

Position Personnel Budgeting

Model ID: 2022AP

Report Date: 09/07/2021

Org Key	Position	Salary		Group Health	Medicare	TCDRS	AUL	Total
		FTE	Grade Salary					
1101159111 Print Center	001 PRINT SHOP SPEC	1.000	111 40,561	8,160	589	5,221	3,507	58,038
1101159111 Print Center	002 GRAPHICS SPECIA	1.000	112 42,365	8,160	615	5,453	3,663	60,256
1101159111		2.000	82,926	16,320	1,204	10,674	7,170	118,294

****Galv Cnty Production****

Position Personnel Budgeting

Model ID: 2022AP

Report Date: 09/07/2021

Org Key	Position	Salary		Group Health	Medicare	TCDRS	AUL	Total
		FTE	Grade Salary					
1101170100 Facilities Srvs &	003 FACILITIES DIRE	1.000	232 115,322	8,160	1,673	14,842	9,970	149,967
1101170100 Facilities Srvs &	004 ASSIST FAC DIR	1.000	226 87,530	8,160	1,270	11,266	7,567	115,793
1101170100 Facilities Srvs &	008 ADMIN ASST II	1.000	113 56,333	8,160	817	7,250	4,870	77,430
1101170100 Facilities Srvs &	010 FAC. TECH I	1.000	110 37,201	8,160	540	4,788	3,217	53,906
1101170100 Facilities Srvs &	011 FACILITIES TECH	1.000	114 46,492	8,160	675	5,984	4,020	65,331
1101170100 Facilities Srvs &	012 FACILITIES TECH	1.000	114 52,960	8,160	768	6,816	4,579	73,283
1101170100 Facilities Srvs &	013 FACILITIES TECH	1.000	114 61,094	8,160	886	7,863	5,282	83,285
1101170100 Facilities Srvs &	014 FACILITIES TECH	1.000	114 44,071	8,160	640	5,672	3,810	62,353
1101170100 Facilities Srvs &	015 FAC TECH III	1.000	114 45,394	8,160	659	5,843	3,925	63,981
1101170100 Facilities Srvs &	016 FACILITIES TECH	1.000	111 48,097	8,160	698	6,190	4,158	67,303
1101170100 Facilities Srvs &	017 FAC TECH II	1.000	111 39,238	8,160	569	5,050	3,393	56,410
1101170100 Facilities Srvs &	018 FAC TECH I	1.000	110 36,258	8,160	526	4,667	3,135	52,746
1101170100 Facilities Srvs &	019 FAC TECH II	1.000	111 42,396	8,160	615	5,457	3,666	60,294
1101170100 Facilities Srvs &	020 FAC TECH I	1.000	110 37,201	8,160	540	4,788	3,217	53,906
1101170100 Facilities Srvs &	021 FAC TECH III	1.000	114 50,902	8,160	739	6,552	4,401	70,754
1101170100 Facilities Srvs &	023 FAC TECH III	1.000	114 47,886	8,160	695	6,163	4,140	67,044
1101170100 Facilities Srvs &	024 FAC TECH I	1.000	110 36,258	8,160	526	4,667	3,135	52,746
1101170100 Facilities Srvs &	027 FAC TECH II	1.000	111 39,594	8,160	575	5,096	3,423	56,848
1101170100 Facilities Srvs &	SALARY LAPSE	0	000 (25,000)	0	(363)	(3,218)	(2,162)	(30,743)
1101170100		18.000	899,227	146,880	13,048	115,736	77,746	1,252,637

****Galv Cnty Production****

Position Personnel Budgeting

Model ID: 2022AP

Report Date: 09/07/2021

Org Key	Position	Salary			Group Health	Medicare	TCDRS	AUL	Total
		FTE	Grade	Salary					
1101172111 Fleet Mgmt - Galveston	002 MECHANIC II	1.000	111	39,023	8,160	566	5,023	3,374	56,146
1101172111 Fleet Mgmt - Galveston	003 MECHANIC II	1.000	111	42,043	8,160	610	5,411	3,635	59,859
1101172111 Fleet Mgmt - Galveston	004 FLEET SHOP MGR	1.000	121	69,466	8,160	1,008	8,941	6,006	93,581
1101172111 Fleet Mgmt - Galveston	005 MECHANIC I	1.000	110	37,092	8,160	538	4,774	3,207	53,771
1101172111 Fleet Mgmt - Galveston	006 MECHANIC III	1.000	112	42,374	8,160	615	5,454	3,664	60,267
1101172111 Fleet Mgmt - Galveston	007 MECHANIC II	1.000	111	42,646	8,160	619	5,489	3,687	60,601
1101172111 Fleet Mgmt - Galveston	008 MECHANIC I	1.000	110	36,258	8,160	526	4,667	3,135	52,746
1101172111 Fleet Mgmt - Galveston	009 MECHANIC III	1.000	112	44,258	8,160	642	5,696	3,827	62,583
1101172111 Fleet Mgmt - Galveston	010 MECHANIC HELPER	1.000	107	31,948	8,160	464	4,112	2,762	47,446
1101172111 Fleet Mgmt - Galveston	011 SHOP FOREMAN	1.000	114	47,120	8,160	684	6,065	4,074	66,103
1101172111 Fleet Mgmt - Galveston	012 MECHANIC I	1.000	110	36,258	8,160	526	4,667	3,135	52,746
1101172111 Fleet Mgmt - Galveston	013 FLT ADMIN MNGR	1.000	221	71,550	8,160	1,038	9,209	6,186	96,143
1101172111 Fleet Mgmt - Galveston	014 ADMIN ASST I	1.000	109	40,344	8,160	585	5,193	3,488	57,770
1101172111 Fleet Mgmt - Galveston	015 MECHANIC II	1.000	111	39,023	8,160	566	5,023	3,374	56,146
1101172111 Fleet Mgmt - Galveston	SALARY LAPSE	0	000	(25,000)	0	(363)	(3,218)	(2,162)	(30,743)
1101172111		14.000		594,403	114,240	8,624	76,506	51,392	845,165

****Galv Cnty Production****

Position Personnel Budgeting

Model ID: 2022AP

Report Date: 09/07/2021

Org Key	Position	Salary		Group Health	Medicare	TCDRS	AUL	Total
		FTE	Grade Salary					
1101190100 County Engineer	001 COUNTY ENGINEER	1.000	236 153,884	8,160	2,232	19,805	13,304	197,385
1101190100 County Engineer	002 ADMIN ASST II	1.000	113 56,783	8,160	824	7,308	4,909	77,984
1101190100 County Engineer	005 ASSIST COUNTY E	1.000	228 110,000	8,160	1,595	14,157	9,510	143,422
1101190100 County Engineer	006 ENGINEERING SPE	1.000	117 71,169	8,160	1,059	9,392	6,309	96,089
1101190100 County Engineer	007 ENGINEERING TEC	1.000	116 64,500	8,160	936	8,302	5,577	87,475
1101190100		5.000	456,336	40,800	6,646	58,964	39,609	602,355

****Galv Cnty Production****

Position Personnel Budgeting

Model ID: 2022AP

Report Date: 09/07/2021

Org Key	Position	Salary		Group Health	Medicare	TCDRS	AUL	Total
		FTE	Grade Salary					
1101211101 Administration Sheriff	001 SHERIFF	1.000	000 150,000	8,160	2,175	19,305	12,968	192,608
1101211101 Administration Sheriff	002 CHIEF DEP SHER	1.000	533 115,153	8,160	1,696	15,052	10,111	150,172
1101211101 Administration Sheriff	005 SR FINANCIAL CO	1.000	117 63,657	8,160	924	8,193	5,504	86,438
1101211101 Administration Sheriff	006 SEN EXEC ASST	1.000	116 49,804	8,160	723	6,410	4,306	69,403
1101211101 Administration Sheriff	009 PAYROLL SPECIAL	1.000	113 47,081	8,160	683	6,060	4,071	66,055
1101211101 Administration Sheriff	010 MJ SHERIFF- CID	1.000	531 108,908	8,160	1,606	14,249	9,571	142,494
1101211101 Administration Sheriff	011 MGSHER-SPTSVRBU	1.000	531 108,908	8,160	1,606	14,249	9,571	142,494
1101211101 Administration Sheriff	012 CHFDEP SHER-COR	1.000	533 115,153	8,160	1,696	15,052	10,111	150,172
1101211101 Administration Sheriff	013 LT SHER - PS	1.000	526 81,837	8,160	1,213	10,765	7,231	109,206
1101211101 Administration Sheriff	018 DEP SHERIFF V	1.000	520 63,261	8,160	944	8,374	5,625	86,364
1101211101 Administration Sheriff	019 DEPSHER I-SCLSN	1.000	514 47,716	8,160	692	6,141	4,125	66,834
1101211101 Administration Sheriff	020 DEPSHER V-SCLSN	1.000	520 63,261	8,160	918	8,142	5,469	85,950
1101211101 Administration Sheriff	021 INVESTIGATOR II	1.000	524 75,198	8,160	1,117	9,910	6,657	101,042
1101211101 Administration Sheriff	403 CRIME ANAL. II	.200	114 11,183	1,632	163	1,440	967	15,385
1101211101		13.200	1,101,120	107,712	16,156	143,342	96,287	1,464,617

****Galv Cnty Production****

Position Personnel Budgeting

Model ID: 2022AP

Report Date: 09/07/2021

Org Key	Position	Salary		Group Health	Medicare	TCDRS	AUL	Total
		FTE	Grade Salary					
1101211121 Criminal Investigation	001 CAPT SHER - CID	1.000	528 90,226	8,160	1,335	11,844	7,956	119,521
1101211121 Criminal Investigation	002 INVESTIGATOR II	1.000	524 75,198	8,160	1,117	9,910	6,657	101,042
1101211121 Criminal Investigation	003 ADMIN ASST I	1.000	109 35,567	8,160	516	4,578	3,075	51,896
1101211121 Criminal Investigation	004 INVESTIGATOR I	1.000	523 71,574	8,160	1,047	9,289	6,240	96,310
1101211121 Criminal Investigation	005 LT SHER - CID	1.000	526 81,837	8,160	1,213	10,765	7,231	109,206
1101211121 Criminal Investigation	006 LT SHER - CID	1.000	526 81,837	8,160	1,213	10,765	7,231	109,206
1101211121 Criminal Investigation	007 INVESTIGATOR I	1.000	322 71,574	8,160	1,056	9,366	6,292	96,448
1101211121 Criminal Investigation	008 INVESTIGATOR I	1.000	523 71,574	8,160	1,038	9,212	6,188	96,172
1101211121 Criminal Investigation	010 DEPUTY, PART-TI	.100	000 1,635	0	29	0	0	1,664
1101211121 Criminal Investigation	011 DEPUTY, PART-TI	.100	000 1,635	0	24	0	0	1,659
1101211121 Criminal Investigation	012 DEPUTY, PART-TI	.100	000 1,635	0	46	0	0	1,681
1101211121 Criminal Investigation	013 DEPUTY, PART-TI	.100	000 1,635	0	29	0	0	1,664
1101211121 Criminal Investigation	014 INVESTIGATOR I	1.000	523 71,574	8,160	1,056	9,366	6,292	96,448
1101211121 Criminal Investigation	015 INVESTIGATOR I	1.000	523 71,574	8,160	1,056	9,366	6,292	96,448
1101211121 Criminal Investigation	016 INVESTIGATOR II	1.000	524 75,198	8,160	1,117	9,910	6,657	101,042
1101211121 Criminal Investigation	017 INVESTIGATOR II	1.000	524 75,198	8,160	1,117	9,910	6,657	101,042
1101211121 Criminal Investigation	018 INVESTIGATOR I	1.000	523 71,574	8,160	1,047	9,289	6,240	96,310
1101211121 Criminal Investigation	019 INVESTIGATOR I	1.000	523 71,574	8,160	1,056	9,366	6,292	96,448
1101211121 Criminal Investigation	020 INVESTIGATOR II	1.000	524 75,198	8,160	1,117	9,910	6,657	101,042
1101211121 Criminal Investigation	021 INVESTIGATOR I	1.000	523 71,574	8,160	1,064	9,444	6,344	96,586
1101211121 Criminal Investigation	022 INVESTIGATOR II	1.000	524 75,198	8,160	1,117	9,910	6,657	101,042
1101211121 Criminal Investigation	023 INVESTIGATOR I	1.000	523 71,574	8,160	1,038	9,212	6,188	96,172
1101211121		18.400	1,316,163	146,880	19,448	171,412	115,146	1,769,049

****Galv Cnty Production****

Position Personnel Budgeting

Model ID: 2022AP

Report Date: 09/07/2021

Org Key	Position	Salary		Group Health	Medicare	TCDRS	AUL	Total
		FTE	Grade Salary					
1101211131 Identification Division	001 CAPT SHER - ID	1.000	528 90,226	8,160	1,335	11,844	7,956	119,521
1101211131 Identification Division	002 DEP SHERIFF V	1.000	519 63,260	8,160	935	8,297	5,573	86,225
1101211131 Identification Division	003 DEP SHERIFF II	1.000	516 52,791	8,160	775	6,872	4,616	73,214
1101211131 Identification Division	004 SGT SHERIFF I	1.000	523 71,574	8,160	1,064	9,444	6,344	96,586
1101211131 Identification Division	005 DEP SHERIFF V	1.000	520 63,261	8,160	944	8,374	5,625	86,364
1101211131 Identification Division	006 DEP SHERIFF III	1.000	516 57,533	8,160	843	7,482	5,026	79,044
1101211131 Identification Division	007 DEPUTY, PT	.100	000 1,635	0	24	0	0	1,659
1101211131 Identification Division	008 ADMIN ASST I	1.000	109 39,080	8,160	567	5,030	3,379	56,216
1101211131 Identification Division	009 DEP SHERIFF V	1.000	520 63,261	8,160	944	8,374	5,625	86,364
1101211131 Identification Division	010 DIG. SUP. ANA.	1.000	110 38,776	8,160	563	4,991	3,353	55,843
1101211131 Identification Division	011 DIG. SUP. ANA.	1.000	110 38,747	8,160	562	4,987	3,350	55,806
1101211131		10.100	580,144	81,600	8,556	75,695	50,847	796,842

****Galv Cnty Production****

Position Personnel Budgeting

Model ID: 2022AP

Report Date: 09/07/2021

Org Key	Position	Salary			Group Health	Medicare	TCDRS	AUL	Total
		FTE	Grade	Salary					
1101211132 M.H.M.R. - Sheriff	001 LT SHER-MTLHLTH	1.000	526	81,837	8,160	1,213	10,765	7,231	109,206
1101211132 M.H.M.R. - Sheriff	002 SGT SHERIFF I	1.000	523	71,574	8,160	1,056	9,366	6,292	96,448
1101211132 M.H.M.R. - Sheriff	003 DEP SHERIFF IV	1.000	519	58,160	8,160	861	7,640	5,132	79,953
1101211132 M.H.M.R. - Sheriff	004 DEP SHERIFF IV	1.000	519	58,160	8,160	861	7,640	5,132	79,953
1101211132 M.H.M.R. - Sheriff	005 ADMIN ASST I	1.000	109	43,170	8,160	626	5,556	3,733	61,245
1101211132 M.H.M.R. - Sheriff	006 DPTY SHER IV	1.000	519	58,160	8,160	861	7,640	5,132	79,953
1101211132 M.H.M.R. - Sheriff	007 DPTY SHER I	1.000	514	47,716	8,160	692	6,141	4,125	66,834
1101211132		7.000		418,777	57,120	6,170	54,748	36,777	573,592

****Galv Cnty Production****

Position Personnel Budgeting

Model ID: 2022AP

Report Date: 09/07/2021

Org Key	Position	Salary			Group Health	Medicare	TCDRS	AUL	Total
		FTE	Grade	Salary					
1101211133 Corrections-Sheriff	001 LT SHER - CORR	1.000	526	81,837	8,160	1,213	10,765	7,231	109,206
1101211133 Corrections-Sheriff	002 MG SHER - CORR	1.000	531	108,908	8,160	1,606	14,249	9,571	142,494
1101211133 Corrections-Sheriff	003 LT SHER - CORR	1.000	526	81,837	8,160	1,213	10,765	7,231	109,206
1101211133 Corrections-Sheriff	006 ADMIN ASST I	1.000	109	36,258	8,160	526	4,667	3,135	52,746
1101211133 Corrections-Sheriff	009 MAIL SERVICES C	1.000	105	28,706	8,160	417	3,695	2,482	43,460
1101211133 Corrections-Sheriff	010 MAIL SERVICES C	1.000	105	30,135	8,160	437	3,879	2,606	45,217
1101211133 Corrections-Sheriff	021 LT SHER - CORR	1.000	526	81,837	8,160	1,205	10,687	7,179	109,068
1101211133 Corrections-Sheriff	022 LT SHER - CORR	1.000	526	81,837	8,160	1,213	10,765	7,231	109,206
1101211133 Corrections-Sheriff	023 SGT SHER I -COR	1.000	523	71,574	8,160	1,056	9,366	6,292	96,448
1101211133 Corrections-Sheriff	024 SGT SHER I -COR	1.000	523	71,574	8,160	1,064	9,444	6,344	96,586
1101211133 Corrections-Sheriff	025 SGT SHER II-COR	1.000	524	75,198	8,160	1,108	9,833	6,605	100,904
1101211133 Corrections-Sheriff	026 SGT SHERIFF I	1.000	523	71,574	8,160	1,038	9,212	6,188	96,172
1101211133 Corrections-Sheriff	027 SGT SHER II-COR	1.000	524	75,198	8,160	1,117	9,910	6,657	101,042
1101211133 Corrections-Sheriff	028 SGT SHER I-COR	1.000	523	71,574	8,160	1,064	9,444	6,344	96,586
1101211133 Corrections-Sheriff	029 LT SHER - CORR	1.000	526	81,837	8,160	1,213	10,765	7,231	109,206
1101211133 Corrections-Sheriff	030 DEP SHR I-COR	1.000	514	47,716	8,160	692	6,141	4,125	66,834
1101211133 Corrections-Sheriff	031 DEP SHER I -COR	1.000	514	47,716	8,160	692	6,141	4,125	66,834
1101211133 Corrections-Sheriff	032 SGT SHER I -COR	1.000	523	71,574	8,160	1,056	9,366	6,292	96,448
1101211133 Corrections-Sheriff	033 DEP SHER I -COR	1.000	514	47,716	8,160	692	6,141	4,125	66,834
1101211133 Corrections-Sheriff	034 DEP SHR III-COR	1.000	518	57,533	8,160	852	7,559	5,078	79,182
1101211133 Corrections-Sheriff	036 DEP SHER I -COR	1.000	514	47,716	8,160	692	6,141	4,125	66,834
1101211133 Corrections-Sheriff	037 SGT SHER I -COR	1.000	523	71,574	8,160	1,056	9,366	6,292	96,448
1101211133 Corrections-Sheriff	038 DEP SHER II-COR	1.000	516	52,791	8,160	775	6,872	4,616	73,214
1101211133 Corrections-Sheriff	039 SGT SHERIFF I	1.000	523	71,574	8,160	1,047	9,289	6,240	96,310
1101211133 Corrections-Sheriff	041 DEP SHR III-COR	1.000	518	57,533	8,160	852	7,559	5,078	79,182
1101211133 Corrections-Sheriff	043 DEP SHER I -COR	1.000	520	63,261	8,160	944	8,374	5,625	86,364
1101211133 Corrections-Sheriff	044 DEPSHER III-COR	1.000	518	57,533	8,160	852	7,559	5,078	79,182
1101211133 Corrections-Sheriff	045 DEP SHER II-COR	1.000	516	52,791	8,160	766	6,795	4,564	73,076
1101211133 Corrections-Sheriff	047 CAPT SHER- CORR	1.000	528	90,226	8,160	1,309	11,612	7,800	119,107
1101211133 Corrections-Sheriff	048 DEP SHER I -COR	1.000	520	63,261	8,160	944	8,374	5,625	86,364
1101211133 Corrections-Sheriff	049 DEP SHER II -CO	1.000	516	52,791	8,160	775	6,872	4,616	73,214
1101211133 Corrections-Sheriff	050 DEP SHER I-COR	1.000	514	47,716	8,160	692	6,141	4,125	66,834
1101211133 Corrections-Sheriff	051 SGT SHER I -COR	1.000	523	71,574	8,160	1,064	9,444	6,344	96,586
1101211133 Corrections-Sheriff	052 DEP SHER I -COR	1.000	514	47,716	8,160	692	6,141	4,125	66,834
1101211133 Corrections-Sheriff	053 SGT SHER I -COR	1.000	523	71,574	8,160	1,064	9,444	6,344	96,586
1101211133 Corrections-Sheriff	054 SGT SHER I -COR	1.000	523	71,574	8,160	1,056	9,366	6,292	96,448

****Galv Cnty Production****

Position Personnel Budgeting

Model ID: 2022AP

Report Date: 09/07/2021

Org Key	Position	Salary		Group Health	Medicare	TCDRS	AUL	Total
		FTE	Salary					
1101211133 Corrections-Sheriff	056 DEP SHER I -COR	1.000	514 47,716	8,160	692	6,141	4,125	66,834
1101211133 Corrections-Sheriff	057 DEP SHER V	1.000	520 63,261	8,160	944	8,374	5,625	86,364
1101211133 Corrections-Sheriff	058 SGT SHER I -COR	1.000	523 71,574	8,160	1,056	9,366	6,292	96,448
1101211133 Corrections-Sheriff	059 SGT SHER I -COR	1.000	523 71,574	8,160	1,064	9,444	6,344	96,586
1101211133 Corrections-Sheriff	060 DEP SHER II-COR	1.000	516 52,791	8,160	775	6,872	4,616	73,214
1101211133 Corrections-Sheriff	061 DEP SHER II-COR	1.000	516 52,791	8,160	766	6,795	4,564	73,076
1101211133 Corrections-Sheriff	062 DEP SHER I -COR	1.000	514 47,716	8,160	692	6,141	4,125	66,834
1101211133 Corrections-Sheriff	063 DEP SHER I -COR	1.000	514 47,716	8,160	692	6,141	4,125	66,834
1101211133 Corrections-Sheriff	064 DEP SHER II-COR	1.000	516 52,791	8,160	775	6,872	4,616	73,214
1101211133 Corrections-Sheriff	065 DEP SHER II-COR	1.000	514 52,791	8,160	775	6,872	4,616	73,214
1101211133 Corrections-Sheriff	066 DEP SHR I - COR	1.000	514 47,716	8,160	692	6,141	4,125	66,834
1101211133 Corrections-Sheriff	069 DEP SHER V	1.000	520 63,261	8,160	944	8,374	5,625	86,364
1101211133 Corrections-Sheriff	070 DEP SHER I -COR	1.000	514 47,716	8,160	692	6,141	4,125	66,834
1101211133 Corrections-Sheriff	071 DEP SHER I -COR	1.000	514 47,716	8,160	692	6,141	4,125	66,834
1101211133 Corrections-Sheriff	072 DEP SHR III-COR	1.000	518 57,533	8,160	852	7,559	5,078	79,182
1101211133 Corrections-Sheriff	073 SGT SHER I -COR	1.000	523 71,574	8,160	1,056	9,366	6,292	96,448
1101211133 Corrections-Sheriff	074 DEP SHER IV-COR	1.000	519 58,160	8,160	861	7,640	5,132	79,953
1101211133 Corrections-Sheriff	075 DEP SHER IV-COR	1.000	519 58,160	8,160	861	7,640	5,132	79,953
1101211133 Corrections-Sheriff	076 DEP SHER I -COR	1.000	514 47,716	8,160	692	6,141	4,125	66,834
1101211133 Corrections-Sheriff	077 DEP SHER I-COR	1.000	514 47,716	8,160	692	6,141	4,125	66,834
1101211133 Corrections-Sheriff	078 DEP SHER II-COR	1.000	516 52,791	8,160	775	6,872	4,616	73,214
1101211133 Corrections-Sheriff	079 DEP SHER I -COR	1.000	514 47,716	8,160	692	6,141	4,125	66,834
1101211133 Corrections-Sheriff	080 DEP SHR III-COR	1.000	518 57,533	8,160	852	7,559	5,078	79,182
1101211133 Corrections-Sheriff	081 DEP SHERIII-COR	1.000	518 57,533	8,160	852	7,559	5,078	79,182
1101211133 Corrections-Sheriff	082 DEP SHER I-COR	1.000	514 47,716	8,160	692	6,141	4,125	66,834
1101211133 Corrections-Sheriff	085 DEP SHER I -COR	1.000	514 47,716	8,160	692	6,141	4,125	66,834
1101211133 Corrections-Sheriff	086 DEP SHER I -COR	1.000	514 47,716	8,160	692	6,141	4,125	66,834
1101211133 Corrections-Sheriff	087 DEP SHER I-COR	1.000	514 47,716	8,160	692	6,141	4,125	66,834
1101211133 Corrections-Sheriff	088 DEP SHER V	1.000	520 63,261	8,160	944	8,374	5,625	86,364
1101211133 Corrections-Sheriff	090 SGT SHER I -COR	1.000	523 71,574	8,160	1,056	9,366	6,292	96,448
1101211133 Corrections-Sheriff	091 DEP SHER II-COR	1.000	516 52,791	8,160	775	6,872	4,616	73,214
1101211133 Corrections-Sheriff	092 DEP SHER I-COR	1.000	514 47,716	8,160	692	6,141	4,125	66,834
1101211133 Corrections-Sheriff	093 DEP SHER V-COR	1.000	520 63,261	8,160	918	8,142	5,469	85,950
1101211133 Corrections-Sheriff	094 DEP SHR I -COR	1.000	514 47,716	8,160	692	6,141	4,125	66,834
1101211133 Corrections-Sheriff	095 DEP SHER I -COR	1.000	514 47,716	8,160	692	6,141	4,125	66,834
1101211133 Corrections-Sheriff	097 DEP SHR I-COR	1.000	514 47,716	8,160	692	6,141	4,125	66,834

****Galv Cnty Production****

Position Personnel Budgeting

Model ID: 2022AP

Report Date: 09/07/2021

Org Key	Position	Salary		Group Health	Medicare	TCDRS	AUL	Total
		FTE	Salary					
1101211133 Corrections-Sheriff	099 DEP SHER IV-COR	1.000	519 58,160	8,160	861	7,640	5,132	79,953
1101211133 Corrections-Sheriff	101 DEP SHR V-COR	1.000	520 63,261	8,160	944	8,374	5,625	86,364
1101211133 Corrections-Sheriff	102 DEP SHER I -COR	1.000	514 47,716	8,160	692	6,141	4,125	66,834
1101211133 Corrections-Sheriff	103 DEP SHER I -COR	1.000	514 47,716	8,160	692	6,141	4,125	66,834
1101211133 Corrections-Sheriff	104 DEP SHER IV-COR	1.000	519 58,160	8,160	861	7,640	5,132	79,953
1101211133 Corrections-Sheriff	105 DEP SHR III-COR	1.000	518 57,533	8,160	852	7,559	5,078	79,182
1101211133 Corrections-Sheriff	106 DEP SHER I-COR	1.000	514 47,716	8,160	692	6,141	4,125	66,834
1101211133 Corrections-Sheriff	107 DEP SHER I -COR	1.000	514 47,716	8,160	692	6,141	4,125	66,834
1101211133 Corrections-Sheriff	108 DEP SHR IV-COR	1.000	519 58,160	8,160	861	7,640	5,132	79,953
1101211133 Corrections-Sheriff	109 DEP SHER II-COR	1.000	516 52,791	8,160	775	6,872	4,616	73,214
1101211133 Corrections-Sheriff	110 DEP SHR III-COR	1.000	518 57,533	8,160	852	7,559	5,078	79,182
1101211133 Corrections-Sheriff	111 DEP SHER II-COR	1.000	516 52,791	8,160	775	6,872	4,616	73,214
1101211133 Corrections-Sheriff	112 DEP SHER II-COR	1.000	516 52,791	8,160	775	6,872	4,616	73,214
1101211133 Corrections-Sheriff	113 DEP SHR III-COR	1.000	518 57,533	8,160	852	7,559	5,078	79,182
1101211133 Corrections-Sheriff	114 DEP SHR III-COR	1.000	518 57,533	8,160	852	7,559	5,078	79,182
1101211133 Corrections-Sheriff	115 DEP SHER IV-COR	1.000	519 58,160	8,160	861	7,640	5,132	79,953
1101211133 Corrections-Sheriff	116 DEP SHER I -COR	1.000	514 47,716	8,160	692	6,141	4,125	66,834
1101211133 Corrections-Sheriff	117 DEP SHER I-COR	1.000	514 47,716	8,160	692	6,141	4,125	66,834
1101211133 Corrections-Sheriff	118 DEP SHER I-COR	1.000	514 47,716	8,160	692	6,141	4,125	66,834
1101211133 Corrections-Sheriff	119 DEP SHR III-COR	1.000	518 57,533	8,160	852	7,559	5,078	79,182
1101211133 Corrections-Sheriff	120 DEP SHER I -COR	1.000	514 47,716	8,160	692	6,141	4,125	66,834
1101211133 Corrections-Sheriff	121 DEP SHER I -COR	1.000	514 47,716	8,160	692	6,141	4,125	66,834
1101211133 Corrections-Sheriff	122 DEP SHER I-COR	1.000	514 47,716	8,160	692	6,141	4,125	66,834
1101211133 Corrections-Sheriff	123 DEP SHR V - COR	1.000	520 63,261	8,160	944	8,374	5,625	86,364
1101211133 Corrections-Sheriff	124 DEP SHERIII-COR	1.000	518 57,533	8,160	852	7,559	5,078	79,182
1101211133 Corrections-Sheriff	125 DEP SHER V-COR	1.000	520 63,261	8,160	944	8,374	5,625	86,364
1101211133 Corrections-Sheriff	126 DEP SHER I -COR	1.000	514 47,716	8,160	692	6,141	4,125	66,834
1101211133 Corrections-Sheriff	127 DEP SHER IV-COR	1.000	519 58,160	8,160	861	7,640	5,132	79,953
1101211133 Corrections-Sheriff	128 DEP SHER I -COR	1.000	514 47,716	8,160	692	6,141	4,125	66,834
1101211133 Corrections-Sheriff	129 DEP SHER I -COR	1.000	514 47,716	8,160	692	6,141	4,125	66,834
1101211133 Corrections-Sheriff	130 DEP SHR I-COR	1.000	514 47,716	8,160	692	6,141	4,125	66,834
1101211133 Corrections-Sheriff	131 DEP SHER II-COR	1.000	516 52,791	8,160	775	6,872	4,616	73,214
1101211133 Corrections-Sheriff	133 DEP SHER I -COR	1.000	514 47,716	8,160	692	6,141	4,125	66,834
1101211133 Corrections-Sheriff	134 DEP SHER I -COR	1.000	514 47,716	8,160	692	6,141	4,125	66,834
1101211133 Corrections-Sheriff	135 DEP SHER I -COR	1.000	514 47,716	8,160	692	6,141	4,125	66,834
1101211133 Corrections-Sheriff	137 DEP SHER I -COR	1.000	514 47,716	8,160	692	6,141	4,125	66,834

****Galv Cnty Production****

Position Personnel Budgeting

Model ID: 2022AP

Report Date: 09/07/2021

Org Key	Position	Salary			Group Health	Medicare	TCDRS	AUL	Total
		FTE	Grade	Salary					
1101211133 Corrections-Sheriff	138 DEP SHER I-COR	1.000	514	47,716	8,160	692	6,141	4,125	66,834
1101211133 Corrections-Sheriff	139 DEP SHER I -COR	1.000	514	47,716	8,160	692	6,141	4,125	66,834
1101211133 Corrections-Sheriff	140 DEP SHER IV-COR	1.000	519	58,160	8,160	861	7,640	5,132	79,953
1101211133 Corrections-Sheriff	141 DEP SHER V	1.000	520	63,261	8,160	944	8,374	5,625	86,364
1101211133 Corrections-Sheriff	144 DEP SHR III-COR	1.000	518	57,533	8,160	852	7,559	5,078	79,182
1101211133 Corrections-Sheriff	145 DEP SHR III-COR	1.000	518	57,533	8,160	852	7,559	5,078	79,182
1101211133 Corrections-Sheriff	146 DEP SHER I-COR	1.000	514	47,716	8,160	692	6,141	4,125	66,834
1101211133 Corrections-Sheriff	147 DEP SHER I -COR	1.000	514	47,716	8,160	692	6,141	4,125	66,834
1101211133 Corrections-Sheriff	149 DEP SHER I -COR	1.000	514	47,716	8,160	692	6,141	4,125	66,834
1101211133 Corrections-Sheriff	150 DEP SHER III-CO	1.000	516	57,533	8,160	852	7,559	5,078	79,182
1101211133 Corrections-Sheriff	151 DEP SHER V-COR	1.000	520	63,261	8,160	944	8,374	5,625	86,364
1101211133 Corrections-Sheriff	152 DEP SHER I-COR	1.000	514	47,716	8,160	692	6,141	4,125	66,834
1101211133 Corrections-Sheriff	153 DEP SHER I -COR	1.000	514	47,716	8,160	692	6,141	4,125	66,834
1101211133 Corrections-Sheriff	154 DEP SHER II-COR	1.000	516	52,791	8,160	775	6,872	4,616	73,214
1101211133 Corrections-Sheriff	155 DEP SHER I -COR	1.000	514	47,716	8,160	692	6,141	4,125	66,834
1101211133 Corrections-Sheriff	156 DEP SHR III-COR	1.000	518	57,533	8,160	852	7,559	5,078	79,182
1101211133 Corrections-Sheriff	157 DEP SHER I -COR	1.000	514	47,716	8,160	692	6,141	4,125	66,834
1101211133 Corrections-Sheriff	158 DEP SHER I-COR	1.000	514	47,716	8,160	692	6,141	4,125	66,834
1101211133 Corrections-Sheriff	159 DEP SHER I-COR	1.000	514	47,716	8,160	692	6,141	4,125	66,834
1101211133 Corrections-Sheriff	160 DEP SHER IV-COR	1.000	519	58,160	8,160	861	7,640	5,132	79,953
1101211133 Corrections-Sheriff	161 DEP SHER I -COR	1.000	514	47,716	8,160	692	6,141	4,125	66,834
1101211133 Corrections-Sheriff	162 DEP SHR IV-COR	1.000	519	58,160	8,160	861	7,640	5,132	79,953
1101211133 Corrections-Sheriff	163 DEP SHR III-COR	1.000	518	57,533	8,160	852	7,559	5,078	79,182
1101211133 Corrections-Sheriff	164 DEP SHER II-COR	1.000	516	52,791	8,160	775	6,872	4,616	73,214
1101211133 Corrections-Sheriff	165 DEP SHR III-COR	1.000	518	57,533	8,160	852	7,559	5,078	79,182
1101211133 Corrections-Sheriff	166 DEP SHER III	1.000	516	57,533	8,160	843	7,482	5,026	79,044
1101211133 Corrections-Sheriff	167 DEP SHER I -COR	1.000	514	47,716	8,160	692	6,141	4,125	66,834
1101211133 Corrections-Sheriff	168 DEP SHR III-COR	1.000	518	57,533	8,160	852	7,559	5,078	79,182
1101211133 Corrections-Sheriff	169 DEP SHR I-COR	1.000	514	47,716	8,160	692	6,141	4,125	66,834
1101211133 Corrections-Sheriff	170 DEP SHERIFF I	1.000	514	47,716	8,160	692	6,141	4,125	66,834
1101211133 Corrections-Sheriff	172 DEP SHER I -COR	1.000	514	47,716	8,160	692	6,141	4,125	66,834
1101211133 Corrections-Sheriff	173 DEP SHER I -COR	1.000	514	47,716	8,160	692	6,141	4,125	66,834
1101211133 Corrections-Sheriff	174 DEP SHER I -COR	1.000	514	47,716	8,160	692	6,141	4,125	66,834
1101211133 Corrections-Sheriff	175 DEP SHER I -COR	1.000	514	47,716	8,160	692	6,141	4,125	66,834
1101211133 Corrections-Sheriff	176 DEP SHER IV-COR	1.000	519	58,160	8,160	861	7,640	5,132	79,953
1101211133 Corrections-Sheriff	177 DEP SHER IV-COR	1.000	519	58,160	8,160	861	7,640	5,132	79,953

****Galv Cnty Production****

Position Personnel Budgeting

Model ID: 2022AP

Report Date: 09/07/2021

Org Key	Position	Salary			Group Health	Medicare	TCDRS	AUL	Total
		FTE	Grade	Salary					
1101211133 Corrections-Sheriff	178 DEP SHER I -COR	1.000	514	47,716	8,160	692	6,141	4,125	66,834
1101211133 Corrections-Sheriff	179 DEP SHER V	1.000	520	63,261	8,160	944	8,374	5,625	86,364
1101211133 Corrections-Sheriff	182 DEP SHER III-CO	1.000	518	57,533	8,160	852	7,559	5,078	79,182
1101211133 Corrections-Sheriff	184 DEP SHER I -COR	1.000	514	47,716	8,160	692	6,141	4,125	66,834
1101211133 Corrections-Sheriff	186 DEP SHERIII-COR	1.000	518	57,533	8,160	852	7,559	5,078	79,182
1101211133 Corrections-Sheriff	187 DEP SHER I -COR	1.000	514	47,716	8,160	692	6,141	4,125	66,834
1101211133 Corrections-Sheriff	188 DEP SHER II-COR	1.000	516	52,791	8,160	775	6,872	4,616	73,214
1101211133 Corrections-Sheriff	189 DEP SHER I-COR	1.000	514	47,716	8,160	692	6,141	4,125	66,834
1101211133 Corrections-Sheriff	190 DEP SHER II-COR	1.000	516	52,791	8,160	775	6,872	4,616	73,214
1101211133 Corrections-Sheriff	191 DEP SHER V	1.000	519	63,260	8,160	935	8,297	5,573	86,225
1101211133 Corrections-Sheriff	192 DEP SHER III	1.000	516	57,533	8,160	835	7,405	4,974	78,907
1101211133 Corrections-Sheriff	193 DEP SHERIII-COR	1.000	518	57,533	8,160	852	7,559	5,078	79,182
1101211133 Corrections-Sheriff	194 DEP SHER IV-COR	1.000	519	58,160	8,160	861	7,640	5,132	79,953
1101211133 Corrections-Sheriff	195 SGT SHER I -COR	1.000	523	71,574	8,160	1,064	9,444	6,344	96,586
1101211133 Corrections-Sheriff	196 DEP SHER V	1.000	520	63,261	8,160	944	8,374	5,625	86,364
1101211133 Corrections-Sheriff	197 DEP SHER I -COR	1.000	514	47,716	8,160	692	6,141	4,125	66,834
1101211133 Corrections-Sheriff	198 DEP SHR V-COR	1.000	520	63,261	8,160	944	8,374	5,625	86,364
1101211133 Corrections-Sheriff	199 DEP SHR V-COR	1.000	520	63,261	8,160	944	8,374	5,625	86,364
1101211133 Corrections-Sheriff	200 DEP SHER I -COR	1.000	514	47,716	8,160	692	6,141	4,125	66,834
1101211133 Corrections-Sheriff	201 DEP SHR III-COR	1.000	518	57,533	8,160	852	7,559	5,078	79,182
1101211133 Corrections-Sheriff	202 DEP SHER IV-COR	1.000	519	58,160	8,160	861	7,640	5,132	79,953
1101211133 Corrections-Sheriff	203 DEP SHER I-COR	1.000	514	47,716	8,160	692	6,141	4,125	66,834
1101211133 Corrections-Sheriff	206 DEP SHER I -COR	1.000	514	47,716	8,160	692	6,141	4,125	66,834
1101211133 Corrections-Sheriff	207 DEP SHER I -COR	1.000	514	47,716	8,160	692	6,141	4,125	66,834
1101211133 Corrections-Sheriff	208 DEP SHER II-COR	1.000	516	52,791	8,160	775	6,872	4,616	73,214
1101211133 Corrections-Sheriff	209 DEP SHER II-COR	1.000	516	52,791	8,160	775	6,872	4,616	73,214
1101211133 Corrections-Sheriff	210 DEP SHER II-COR	1.000	516	52,791	8,160	775	6,872	4,616	73,214
1101211133 Corrections-Sheriff	211 DEP SHR V-COR	1.000	520	63,261	8,160	944	8,374	5,625	86,364
1101211133 Corrections-Sheriff	212 DEP SHER I -COR	1.000	514	47,716	8,160	692	6,141	4,125	66,834
1101211133 Corrections-Sheriff	213 DEP SHER I -COR	1.000	514	47,716	8,160	692	6,141	4,125	66,834
1101211133 Corrections-Sheriff	214 DEP SHER I -COR	1.000	514	47,716	8,160	692	6,141	4,125	66,834
1101211133 Corrections-Sheriff	215 DEP SHER II-COR	1.000	516	52,791	8,160	775	6,872	4,616	73,214
1101211133 Corrections-Sheriff	216 DEP SHER I-COR	1.000	514	47,716	8,160	692	6,141	4,125	66,834
1101211133 Corrections-Sheriff	217 DEP SHER I -COR	1.000	514	47,716	8,160	692	6,141	4,125	66,834
1101211133 Corrections-Sheriff	218 DEP SHER I-COR	1.000	514	47,716	8,160	692	6,141	4,125	66,834
1101211133 Corrections-Sheriff	219 DEP SHER IV-COR	1.000	519	58,160	8,160	861	7,640	5,132	79,953

****Galv Cnty Production****

Position Personnel Budgeting

Model ID: 2022AP

Report Date: 09/07/2021

Org Key	Position	Salary			Group Health	Medicare	TCDRS	AUL	Total
		FTE	Grade	Salary					
1101211133 Corrections-Sheriff	220 DEP SHR III-COR	1.000	518	57,533	8,160	852	7,559	5,078	79,182
1101211133 Corrections-Sheriff	222 DEP SHER I -COR	1.000	514	47,716	8,160	692	6,141	4,125	66,834
1101211133 Corrections-Sheriff	223 DEP SHR III-COR	1.000	518	57,533	8,160	835	7,405	4,974	78,907
1101211133 Corrections-Sheriff	224 DEP SHER V	1.000	520	63,261	8,160	944	8,374	5,625	86,364
1101211133 Corrections-Sheriff	225 DEP SHER I-COR	1.000	514	47,716	8,160	692	6,141	4,125	66,834
1101211133 Corrections-Sheriff	226 DEP SHER I -COR	1.000	514	47,716	8,160	692	6,141	4,125	66,834
1101211133 Corrections-Sheriff	227 DEP SHER II	1.000	514	52,791	8,160	766	6,795	4,564	73,076
1101211133 Corrections-Sheriff	228 DEP SHER II-COR	1.000	516	52,791	8,160	775	6,872	4,616	73,214
1101211133 Corrections-Sheriff	229 DEP SHER I -COR	1.000	514	47,716	8,160	692	6,141	4,125	66,834
1101211133 Corrections-Sheriff	230 DEP SHR IV-COR	1.000	519	58,160	8,160	844	7,486	5,028	79,678
1101211133 Corrections-Sheriff	231 DEP SHER I -COR	1.000	514	47,716	8,160	692	6,141	4,125	66,834
1101211133 Corrections-Sheriff	232 DEP SHER V	1.000	520	63,261	8,160	944	8,374	5,625	86,364
1101211133 Corrections-Sheriff	233 DEP SHER I -COR	1.000	514	47,716	8,160	692	6,141	4,125	66,834
1101211133 Corrections-Sheriff	234 DEP SHER II-COR	1.000	516	52,791	8,160	775	6,872	4,616	73,214
1101211133 Corrections-Sheriff	235 DEP SHER I -COR	1.000	514	47,716	8,160	692	6,141	4,125	66,834
1101211133 Corrections-Sheriff	236 DEP SHER II-COR	1.000	516	52,791	8,160	775	6,872	4,616	73,214
1101211133 Corrections-Sheriff	237 DEP SHER I-COR	1.000	514	47,716	8,160	692	6,141	4,125	66,834
1101211133 Corrections-Sheriff	239 DEP SHER IV-COR	1.000	519	58,160	8,160	861	7,640	5,132	79,953
1101211133 Corrections-Sheriff	240 DEP SHR II -COR	1.000	516	52,791	8,160	775	6,872	4,616	73,214
1101211133 Corrections-Sheriff	241 DEP SHER II-COR	1.000	516	52,791	8,160	775	6,872	4,616	73,214
1101211133 Corrections-Sheriff	242 DEP SHER I -COR	1.000	514	47,716	8,160	692	6,141	4,125	66,834
1101211133 Corrections-Sheriff	243 DEP SHER I -COR	1.000	514	47,716	8,160	692	6,141	4,125	66,834
1101211133 Corrections-Sheriff	244 DEP SHER II-COR	1.000	516	52,791	8,160	775	6,872	4,616	73,214
1101211133 Corrections-Sheriff	245 DEP SHER I -COR	1.000	514	47,716	8,160	692	6,141	4,125	66,834
1101211133 Corrections-Sheriff	246 DEP SHER II-COR	1.000	516	52,791	8,160	775	6,872	4,616	73,214
1101211133 Corrections-Sheriff	247 DEP SHR III-COR	1.000	518	57,533	8,160	852	7,559	5,078	79,182
1101211133 Corrections-Sheriff	248 DEP SHER I -COR	1.000	514	47,716	8,160	692	6,141	4,125	66,834
1101211133 Corrections-Sheriff	249 DEP SHER IV-COR	1.000	519	58,160	8,160	861	7,640	5,132	79,953
1101211133 Corrections-Sheriff	250 DEP SHER II	1.000	514	52,791	8,160	766	6,795	4,564	73,076
1101211133 Corrections-Sheriff	251 DEP SHER II-COR	1.000	516	52,791	8,160	775	6,872	4,616	73,214
1101211133 Corrections-Sheriff	252 DEP SHER IV-COR	1.000	519	58,160	8,160	861	7,640	5,132	79,953
1101211133 Corrections-Sheriff	253 DEP SHER IV-COR	1.000	519	58,160	8,160	861	7,640	5,132	79,953
1101211133 Corrections-Sheriff	254 DEP SHR III-COR	1.000	518	57,533	8,160	852	7,559	5,078	79,182
1101211133 Corrections-Sheriff	255 DEP SHER I -COR	1.000	514	47,716	8,160	692	6,141	4,125	66,834
1101211133 Corrections-Sheriff	257 DEP SHER IV-COR	1.000	519	58,160	8,160	861	7,640	5,132	79,953
1101211133 Corrections-Sheriff	258 DEP SHERIII-COR	1.000	518	57,533	8,160	852	7,559	5,078	79,182

****Galv Cnty Production****

Position Personnel Budgeting

Model ID: 2022AP

Report Date: 09/07/2021

Org Key	Position	Salary			Group Health	Medicare	TCDRS	AUL	Total
		FTE	Grade	Salary					
1101211133 Corrections-Sheriff	259 DEP SHER I -COR	1.000	514	47,716	8,160	692	6,141	4,125	66,834
1101211133 Corrections-Sheriff	260 DEP SHER I -COR	1.000	514	47,716	8,160	692	6,141	4,125	66,834
1101211133 Corrections-Sheriff	261 DEP SHR III-COR	1.000	518	57,533	8,160	852	7,559	5,078	79,182
1101211133 Corrections-Sheriff	262 DEP SHER I -COR	1.000	514	47,716	8,160	692	6,141	4,125	66,834
1101211133 Corrections-Sheriff	263 DEP SHER I-COR	1.000	514	47,716	8,160	692	6,141	4,125	66,834
1101211133 Corrections-Sheriff	264 DEP SHER V-COR	1.000	520	63,261	8,160	944	8,374	5,625	86,364
1101211133 Corrections-Sheriff	265 DEP SHER I-COR	1.000	514	47,716	8,160	692	6,141	4,125	66,834
1101211133 Corrections-Sheriff	266 DEP SHER I-COR	1.000	514	47,716	8,160	692	6,141	4,125	66,834
1101211133 Corrections-Sheriff	267 DEP SHER I -COR	1.000	514	47,716	8,160	692	6,141	4,125	66,834
1101211133 Corrections-Sheriff	268 DEP SHR III-COR	1.000	518	57,533	8,160	852	7,559	5,078	79,182
1101211133 Corrections-Sheriff	269 DEP SHER I -COR	1.000	514	47,716	8,160	692	6,141	4,125	66,834
1101211133 Corrections-Sheriff	270 DEP SHR V-COR	1.000	520	63,261	8,160	944	8,374	5,625	86,364
1101211133 Corrections-Sheriff	271 DEP SHER I -COR	1.000	514	47,716	8,160	692	6,141	4,125	66,834
1101211133 Corrections-Sheriff	272 DEP SHR III-COR	1.000	518	57,533	8,160	852	7,559	5,078	79,182
1101211133 Corrections-Sheriff	273 DEP SHER IV-COR	1.000	519	58,160	8,160	861	7,640	5,132	79,953
1101211133 Corrections-Sheriff	274 DEP SHR I-COR	1.000	514	47,716	8,160	692	6,141	4,125	66,834
1101211133 Corrections-Sheriff	275 DEP SHER IV-COR	1.000	519	58,160	8,160	861	7,640	5,132	79,953
1101211133 Corrections-Sheriff	276 DEP SHER I -COR	1.000	514	47,716	8,160	692	6,141	4,125	66,834
1101211133 Corrections-Sheriff	277 DEP SHR II-COR	1.000	516	52,791	8,160	775	6,872	4,616	73,214
1101211133 Corrections-Sheriff	278 DEP SHER I-COR	1.000	514	47,716	8,160	692	6,141	4,125	66,834
1101211133 Corrections-Sheriff	279 DEP SHER II-COR	1.000	516	52,791	8,160	775	6,872	4,616	73,214
1101211133 Corrections-Sheriff	280 DEP SHER V -COR	1.000	520	63,261	8,160	944	8,374	5,625	86,364
1101211133 Corrections-Sheriff	281 SGT SHER II-COR	1.000	524	75,198	8,160	1,108	9,833	6,605	100,904
1101211133 Corrections-Sheriff	283 DEP SHER I -COR	1.000	514	47,716	8,160	692	6,141	4,125	66,834
1101211133 Corrections-Sheriff	286 DEP SHER V -COR	1.000	520	63,261	8,160	944	8,374	5,625	86,364
1101211133 Corrections-Sheriff	289 DEP SHR III-COR	1.000	518	57,533	8,160	852	7,559	5,078	79,182
1101211133 Corrections-Sheriff	290 DEP SHER II-COR	1.000	516	52,791	8,160	775	6,872	4,616	73,214
1101211133 Corrections-Sheriff	291 DEP SHER II-COR	1.000	516	52,791	8,160	775	6,872	4,616	73,214
1101211133 Corrections-Sheriff	292 SGT SHER I -COR	1.000	523	71,574	8,160	1,047	9,289	6,240	96,310
1101211133 Corrections-Sheriff	294 DEP SHER I -COR	1.000	514	47,716	8,160	692	6,141	4,125	66,834
1101211133 Corrections-Sheriff	295 DEP SHER IV-COR	1.000	519	58,160	8,160	861	7,640	5,132	79,953
1101211133 Corrections-Sheriff	299 DEP SHR I-COR	1.000	514	47,716	8,160	692	6,141	4,125	66,834
1101211133 Corrections-Sheriff	301 DEP SHR V-COR	1.000	520	63,261	8,160	944	8,374	5,625	86,364
1101211133 Corrections-Sheriff	302 DEP SHER I-COR	1.000	514	47,716	8,160	692	6,141	4,125	66,834
1101211133 Corrections-Sheriff	303 DEP SHER V-COR	1.000	520	63,261	8,160	944	8,374	5,625	86,364
1101211133 Corrections-Sheriff	304 DEP SHER I-CO	1.000	514	47,716	8,160	692	6,141	4,125	66,834

****Galv Cnty Production****

Position Personnel Budgeting

Model ID: 2022AP

Report Date: 09/07/2021

Org Key	Position	Salary		Group Health	Medicare	TCDRS	AUL	Total
		FTE	Grade Salary					
1101211133 Corrections-Sheriff	305 DEP SHER I -COR	1.000	514 47,716	8,160	692	6,141	4,125	66,834
1101211133 Corrections-Sheriff	306 DEP SHER I	1.000	514 47,716	8,160	692	6,141	4,125	66,834
1101211133 Corrections-Sheriff	307 DEP SHER I	1.000	514 47,716	8,160	692	6,141	4,125	66,834
1101211133 Corrections-Sheriff	308 DEP SHER I	1.000	514 47,716	8,160	692	6,141	4,125	66,834
1101211133 Corrections-Sheriff	309 DEP SHER I	1.000	514 47,716	8,160	692	6,141	4,125	66,834
1101211133 Corrections-Sheriff	310 DEP SHER I	1.000	514 47,716	8,160	692	6,141	4,125	66,834
1101211133 Corrections-Sheriff	SALARY LAPSE	0	000 (450,000)	0	(6,525)	(57,915)	(38,903)	(553,343)
1101211133		258.000	13,701,843	2,105,280	201,106	1,784,257	1,198,537	18,991,023

****Galv Cnty Production****

Position Personnel Budgeting

Model ID: 2022AP

Report Date: 09/07/2021

Org Key	Position	Salary		Group Health	Medicare	TCDRS	AUL	Total
		FTE	Grade Salary					
1101211142 Bolivar Summer Program	LUMP SUM	0	000 60,000	0	870	7,722	5,187	73,779
1101211142		0	60,000	0	870	7,722	5,187	73,779

****Galv Cnty Production****

Position Personnel Budgeting

Model ID: 2022AP

Report Date: 09/07/2021

Org Key	Position	Salary			Group Health	Medicare	TCDRS	AUL	Total
		FTE	Grade	Salary					
1101211143 Patrol Division	001 DEP SHERIFF IV	1.000	519	58,160	8,160	861	7,640	5,132	79,953
1101211143 Patrol Division	002 CAPT SHER- PTRL	1.000	528	90,226	8,160	1,335	11,844	7,956	119,521
1101211143 Patrol Division	003 SGT SHERIFF II	1.000	524	75,198	8,160	1,108	9,833	6,605	100,904
1101211143 Patrol Division	004 SGT SHERIFF II	1.000	524	75,198	8,160	1,117	9,910	6,657	101,042
1101211143 Patrol Division	005 SGT SHERIFF I	1.000	523	71,574	8,160	1,064	9,444	6,344	96,586
1101211143 Patrol Division	007 SGT SHERIFF I	1.000	523	71,574	8,160	1,064	9,444	6,344	96,586
1101211143 Patrol Division	008 DEP SHERIFF IV	1.000	519	58,160	8,160	861	7,640	5,132	79,953
1101211143 Patrol Division	009 DEP SHERIFF V	1.000	520	63,261	8,160	944	8,374	5,625	86,364
1101211143 Patrol Division	010 DEP SHERIFF IV	1.000	519	58,160	8,160	861	7,640	5,132	79,953
1101211143 Patrol Division	011 DEP SHERIFF I	1.000	514	47,716	8,160	692	6,141	4,125	66,834
1101211143 Patrol Division	012 DEP SHERIFF V	1.000	520	63,261	8,160	944	8,374	5,625	86,364
1101211143 Patrol Division	013 DEP SHERIFF IV	1.000	519	58,160	8,160	861	7,640	5,132	79,953
1101211143 Patrol Division	014 SGT SHERIFF I	1.000	523	71,574	8,160	1,047	9,289	6,240	96,310
1101211143 Patrol Division	015 DEP SHERIFF IV	1.000	519	58,160	8,160	861	7,640	5,132	79,953
1101211143 Patrol Division	016 DEP SHERIFF V	1.000	520	63,261	8,160	944	8,374	5,625	86,364
1101211143 Patrol Division	017 DEP SHERIFF I	1.000	514	47,716	8,160	692	6,141	4,125	66,834
1101211143 Patrol Division	018 DEP SHERIFF III	1.000	518	57,533	8,160	852	7,559	5,078	79,182
1101211143 Patrol Division	019 DEP SHERIFF I	1.000	514	47,716	8,160	692	6,141	4,125	66,834
1101211143 Patrol Division	020 DEP SHERIFF IV	1.000	519	58,160	8,160	861	7,640	5,132	79,953
1101211143 Patrol Division	021 DEP SHERIFF V	1.000	520	63,261	8,160	944	8,374	5,625	86,364
1101211143 Patrol Division	022 DEP SHERIFF I	1.000	514	47,716	8,160	692	6,141	4,125	66,834
1101211143 Patrol Division	023 DEP SHERIFF I	1.000	519	47,716	8,160	692	6,141	4,125	66,834
1101211143 Patrol Division	024 DPTY SHER V	1.000	518	63,260	8,160	935	8,297	5,573	86,225
1101211143 Patrol Division	025 DEP SHERIFF V	1.000	520	63,261	8,160	944	8,374	5,625	86,364
1101211143 Patrol Division	026 DEP SHERIFF III	1.000	518	57,533	8,160	843	7,482	5,026	79,044
1101211143 Patrol Division	027 DEP SHERIFF II	1.000	516	52,791	8,160	775	6,872	4,616	73,214
1101211143 Patrol Division	028 DEP SHERIFF II	1.000	514	52,791	8,160	766	6,795	4,564	73,076
1101211143 Patrol Division	029 DEP SHERIFF I	1.000	514	47,716	8,160	692	6,141	4,125	66,834
1101211143 Patrol Division	030 DEP SHERIFF V	1.000	520	63,261	8,160	944	8,374	5,625	86,364
1101211143 Patrol Division	031 DEP SHERIFF II	1.000	516	52,791	8,160	775	6,872	4,616	73,214
1101211143 Patrol Division	032 DEP SHERIFF I	1.000	514	47,716	8,160	692	6,141	4,125	66,834
1101211143 Patrol Division	033 MAJOR-RESERVES	1.000	531	20,931	8,160	304	2,694	1,810	33,899
1101211143 Patrol Division	034 DEPUTY, PART-TI	.100	000	1,635	0	24	0	0	1,659
1101211143 Patrol Division	035 DEPUTY, PART-TI	.100	000	1,635	0	24	0	0	1,659
1101211143 Patrol Division	036 DEPUTY, PART-TI	.100	000	1,635	0	24	0	0	1,659
1101211143 Patrol Division	037 DEPUTY, PART-TI	.100	000	1,635	0	24	0	0	1,659

****Galv Cnty Production****

Position Personnel Budgeting

Model ID: 2022AP

Report Date: 09/07/2021

Org Key	Position	Salary		Group Health	Medicare	TCDRS	AUL	Total	
		FTE	Salary						
1101211143 Patrol Division	038 DEPUTY, PART-TI	.100	000	1,635	0	24	0	1,659	
1101211143 Patrol Division	039 DEPUTY, PART-TI	.100	000	1,635	0	24	0	1,659	
1101211143 Patrol Division	040 DEPUTY, PART-TI	.100	000	1,635	0	24	0	1,659	
1101211143 Patrol Division	041 DEPUTY, PART-TI	.100	000	1,635	0	24	0	1,659	
1101211143 Patrol Division	042 DEPUTY, PART-TI	.100	000	1,635	0	24	0	1,659	
1101211143 Patrol Division	043 DEPUTY, PART-TI	.100	000	1,635	0	24	0	1,659	
1101211143 Patrol Division	044 DEPUTY, PART-TI	.100	000	1,635	0	24	0	1,659	
1101211143 Patrol Division	045 DEPUTY, PART-TI	.100	000	1,635	0	24	0	1,659	
1101211143 Patrol Division	046 DEPUTY, PART-TI	.100	000	1,635	0	24	0	1,659	
1101211143 Patrol Division	047 DEPUTY, PART-TI	.100	000	1,635	0	24	0	1,659	
1101211143 Patrol Division	048 DEPUTY, PART-TI	.100	000	1,635	0	24	0	1,659	
1101211143 Patrol Division	049 DEPUTY, PART-TI	.100	000	1,635	0	24	0	1,659	
1101211143 Patrol Division	050 DEPUTY, PART-TI	.100	000	1,635	0	24	0	1,659	
1101211143 Patrol Division	051 DEPUTY, PART-TI	.100	000	1,635	0	24	0	1,659	
1101211143 Patrol Division	052 DEPUTY, PART-TI	.100	000	1,635	0	24	0	1,659	
1101211143 Patrol Division	053 DEPUTY, PART-TI	.100	000	1,635	0	24	0	1,659	
1101211143 Patrol Division	054 DEPUTY, PART-TI	.100	000	1,635	0	24	0	1,659	
1101211143 Patrol Division	055 DEPUTY, PART-TI	.100	000	1,635	0	24	0	1,659	
1101211143 Patrol Division	057 DEPUTY, PART-TI	.100	000	1,635	0	24	0	1,659	
1101211143 Patrol Division	058 DEPUTY, PART-TI	.100	000	1,635	0	24	0	1,659	
1101211143 Patrol Division	060 DEPUTY, PART-TI	.100	000	1,635	0	24	0	1,659	
1101211143 Patrol Division	063 DEPUTY- PART-TI	.100	000	1,635	0	24	0	1,659	
1101211143 Patrol Division	064 DEPUTY, PART-TI	.100	000	1,635	0	24	0	1,659	
1101211143 Patrol Division	067 DEPUTY, PART-TI	.100	000	1,635	0	24	0	1,659	
1101211143 Patrol Division	068 DEPUTY, PART-TI	.100	000	1,635	0	24	0	1,659	
1101211143 Patrol Division	069 DEPUTY, PART-TI	.100	000	1,635	0	24	0	1,659	
1101211143 Patrol Division	071 DEPUTY, PART-TI	.100	000	1,635	0	24	0	1,659	
1101211143 Patrol Division	072 DEPUTY, PART-TI	.100	000	1,635	0	24	0	1,659	
1101211143 Patrol Division	075 DEPUTY, PART-TI	.100	000	1,635	0	24	0	1,659	
1101211143 Patrol Division	079 DEPUTY, PART-TI	.100	000	1,635	0	24	0	1,659	
1101211143 Patrol Division	081 DEPUTY, PART-TI	.100	000	1,635	0	24	0	1,659	
1101211143 Patrol Division	082 DEPUTY, PART-TI	.100	000	1,635	0	50	0	1,685	
1101211143 Patrol Division	083 DEPUTY, PART-TI	.100	000	1,635	0	24	0	1,659	
1101211143 Patrol Division	087 DEPUTY, PART-TI	.100	000	1,635	0	29	0	1,664	
1101211143 Patrol Division	088 DEP SHERIFF IV	1.000	519	58,160	8,160	861	7,640	5,132	79,953
1101211143 Patrol Division	089 DEP SHERIFF I	1.000	520	47,716	8,160	692	6,141	4,125	66,834

****Galv Cnty Production****

Position Personnel Budgeting

Model ID: 2022AP

Report Date: 09/07/2021

Org Key	Position	Salary		Group Health	Medicare	TCDRS	AUL	Total
		FTE	Grade Salary					
1101211143 Patrol Division	090 DEP SHERIFF I	1.000	514 47,716	8,160	692	6,141	4,125	66,834
1101211143 Patrol Division	091 DEP SHERIFF I	1.000	514 47,716	8,160	692	6,141	4,125	66,834
1101211143 Patrol Division	092 ADMIN ASST I	1.000	109 34,531	8,160	501	4,445	2,986	50,623
1101211143 Patrol Division	101 DEP SHERIFF I	1.000	514 47,716	8,160	692	6,141	4,125	66,834
1101211143 Patrol Division	102 DEP SHERIFF II	1.000	516 52,791	8,160	775	6,872	4,616	73,214
1101211143 Patrol Division	103 LT SHER - PTRL	1.000	526 81,837	8,160	1,213	10,765	7,231	109,206
1101211143 Patrol Division	104 DEP SHERIFF I	1.000	514 47,716	8,160	692	6,141	4,125	66,834
1101211143 Patrol Division	105 DEP SHERIFF II	1.000	516 52,791	8,160	775	6,872	4,616	73,214
1101211143 Patrol Division	106 DEP SHERIFF V	1.000	520 63,261	8,160	944	8,374	5,625	86,364
1101211143 Patrol Division	107 ADMIN ASST I	1.000	109 42,983	8,160	624	5,532	3,716	61,015
1101211143 Patrol Division	108 SGT SHERIFF II	1.000	524 75,198	8,160	1,117	9,910	6,657	101,042
1101211143 Patrol Division	109 DEP SHER IV	1.000	519 58,160	8,160	861	7,640	5,132	79,953
1101211143 Patrol Division	110 DEP SHERIFF II	1.000	514 52,791	8,160	766	6,795	4,564	73,076
1101211143 Patrol Division	SALARY LAPSE	0	000 (75,000)	0	(1,088)	(9,653)	(6,484)	(92,225)
1101211143		50.800	2,673,725	383,520	39,411	341,303	229,262	3,667,221

****Galv Cnty Production****

Position Personnel Budgeting

Model ID: 2022AP

Report Date: 09/07/2021

Org Key	Position	Salary		Group Health	Medicare	TCDRS	AUL	Total
		FTE	Grade Salary					
1101211150 Warrant's - Sheriff's	001 CAPT SHER- WRNT	1.000	528 90,226	8,160	1,335	11,844	7,956	119,521
1101211150 Warrant's - Sheriff's	002 DEP SHERIFF IV	1.000	519 58,160	8,160	861	7,640	5,132	79,953
1101211150 Warrant's - Sheriff's	003 DEP SHERIFF V	1.000	520 63,261	8,160	944	8,374	5,625	86,364
1101211150 Warrant's - Sheriff's	004 DEP SHERIFF V	1.000	520 63,261	8,160	944	8,374	5,625	86,364
1101211150 Warrant's - Sheriff's	005 DEP SHERIFF V	1.000	520 63,261	8,160	944	8,374	5,625	86,364
1101211150 Warrant's - Sheriff's	006 DEP SHERIFF V	1.000	520 63,261	8,160	944	8,374	5,625	86,364
1101211150 Warrant's - Sheriff's	007 SGT SHERIFF I	1.000	523 71,574	8,160	1,064	9,444	6,344	96,586
1101211150 Warrant's - Sheriff's	008 DEP SHERIFF V	1.000	520 63,261	8,160	944	8,374	5,625	86,364
1101211150 Warrant's - Sheriff's	009 DEP SHERIFF V	1.000	520 63,261	8,160	944	8,374	5,625	86,364
1101211150 Warrant's - Sheriff's	010 DPTY SHER IV	1.000	519 58,160	8,160	861	7,640	5,132	79,953
1101211150 Warrant's - Sheriff's	011 DEP SHERIFF V	1.000	520 63,261	8,160	944	8,374	5,625	86,364
1101211150 Warrant's - Sheriff's	012 DEP SHERIFF V	1.000	520 63,261	8,160	944	8,374	5,625	86,364
1101211150 Warrant's - Sheriff's	013 DEP SHERIFF V	1.000	520 63,261	8,160	944	8,374	5,625	86,364
1101211150 Warrant's - Sheriff's	014 DEP SHERIFF III	1.000	518 57,533	8,160	852	7,559	5,078	79,182
1101211150 Warrant's - Sheriff's	015 DEP SHERIFF V	1.000	520 63,261	8,160	944	8,374	5,625	86,364
1101211150 Warrant's - Sheriff's	016 WARRANT CLERK	1.000	108 43,594	8,160	633	5,611	3,769	61,767
1101211150 Warrant's - Sheriff's	018 WARRANT CLERK	1.000	108 35,327	8,160	513	4,547	3,054	51,601
1101211150 Warrant's - Sheriff's	019 WARRANT CLERK	1.000	108 34,289	8,160	498	4,413	2,965	50,325
1101211150 Warrant's - Sheriff's	021 DEPUTY, PART-TI	.100	000 1,635	0	24	0	0	1,659
1101211150 Warrant's - Sheriff's	024 DEPUTY, PART-TI	.100	000 1,635	0	24	0	0	1,659
1101211150 Warrant's - Sheriff's	026 DEPUTY, PART-TI	.100	000 1,635	0	24	0	0	1,659
1101211150 Warrant's - Sheriff's	028 ADMIN ASST I	1.000	109 35,567	8,160	516	4,578	3,075	51,896
1101211150		19.300	1,121,945	155,040	16,645	147,016	98,755	1,539,401

****Galv Cnty Production****

Position Personnel Budgeting

Model ID: 2022AP

Report Date: 09/07/2021

Org Key	Position	Salary		Group Health	Medicare	TCDRS	AUL	Total
		FTE	Salary					
1101211163 Sheriff Services for ISDS	001 CPT SHER-SC LSN	1.000	528 90,226	8,160	1,335	11,844	7,956	119,521
1101211163 Sheriff Services for ISDS	002 DEPSHER V-SCLSN	1.000	520 63,261	8,160	944	8,374	5,625	86,364
1101211163 Sheriff Services for ISDS	003 SGTSHR II-SCLSN	1.000	524 75,198	8,160	1,117	9,910	6,657	101,042
1101211163 Sheriff Services for ISDS	004 DEPSHER V-SCLSN	1.000	520 63,261	8,160	944	8,374	5,625	86,364
1101211163 Sheriff Services for ISDS	005 DEPSHER V-SCLSN	1.000	520 63,261	8,160	944	8,374	5,625	86,364
1101211163 Sheriff Services for ISDS	006 SGTSHERII-SCLSN	1.000	524 75,198	8,160	1,117	9,910	6,657	101,042
1101211163 Sheriff Services for ISDS	007 LT SHER-SC LSN	1.000	526 81,837	8,160	1,213	10,765	7,231	109,206
1101211163 Sheriff Services for ISDS	008 SGTSHERII-SCLSN	1.000	524 75,198	8,160	1,117	9,910	6,657	101,042
1101211163 Sheriff Services for ISDS	009 DEPSHER V-SCLSN	1.000	520 63,261	8,160	944	8,374	5,625	86,364
1101211163 Sheriff Services for ISDS	010 DEPSHER V-SCLSN	1.000	520 63,261	8,160	944	8,374	5,625	86,364
1101211163 Sheriff Services for ISDS	011 DEPSHER III-SCLSN	1.000	000 57,429	8,160	851	7,546	5,069	79,055
1101211163 Sheriff Services for ISDS	012 DEPSHER V-SCLSN	1.000	520 63,261	8,160	944	8,374	5,625	86,364
1101211163 Sheriff Services for ISDS	013 DEPSHER V-SCLSN	1.000	520 63,261	8,160	944	8,374	5,625	86,364
1101211163 Sheriff Services for ISDS	014 DEPSHERIV-SCLSN	1.000	519 58,160	8,160	861	7,640	5,132	79,953
1101211163 Sheriff Services for ISDS	015 DEPSHRIII-SCLSN	1.000	518 57,533	8,160	852	7,559	5,078	79,182
1101211163 Sheriff Services for ISDS	016 SGTSHER I-SCLSN	1.000	523 71,574	8,160	1,064	9,444	6,344	96,586
1101211163 Sheriff Services for ISDS	017 DEPSHER V-SCLSN	1.000	520 63,261	8,160	944	8,374	5,625	86,364
1101211163 Sheriff Services for ISDS	018 DEPSHER V-SCLSN	1.000	520 63,261	8,160	944	8,374	5,625	86,364
1101211163 Sheriff Services for ISDS	019 DEPSHER V-SCLSN	1.000	520 63,261	8,160	944	8,374	5,625	86,364
1101211163 Sheriff Services for ISDS	020 DEPSHER V-SCLSN	1.000	520 63,261	8,160	944	8,374	5,625	86,364
1101211163 Sheriff Services for ISDS	021 DEPSHER V-SCLSN	1.000	520 63,261	8,160	944	8,374	5,625	86,364
1101211163 Sheriff Services for ISDS	022 DEPSHER V-SCLSN	1.000	520 63,261	8,160	944	8,374	5,625	86,364
1101211163 Sheriff Services for ISDS	023 SGTSHER I-SCLSN	1.000	523 71,574	8,160	1,064	9,444	6,344	96,586
1101211163 Sheriff Services for ISDS	024 DEPSHR II-SCLSN	1.000	516 52,791	8,160	775	6,872	4,616	73,214
1101211163 Sheriff Services for ISDS	025 DEPSHERII-SCLSN	1.000	516 52,791	8,160	775	6,872	4,616	73,214
1101211163 Sheriff Services for ISDS	026 DEPSHERII-SCLSN	1.000	516 52,791	8,160	775	6,872	4,616	73,214
1101211163 Sheriff Services for ISDS	027 DEPSHER V-SCLSN	1.000	520 63,261	8,160	944	8,374	5,625	86,364
1101211163 Sheriff Services for ISDS	028 DEPSHER I-SCLSN	1.000	514 47,716	8,160	692	6,141	4,125	66,834
1101211163 Sheriff Services for ISDS	029 DPSHERIII-SCLSN	1.000	518 57,533	8,160	852	7,559	5,078	79,182
1101211163 Sheriff Services for ISDS	030 DEPSHER I-SCLSN	1.000	000 57,700	8,160	846	7,504	5,040	79,250
1101211163 Sheriff Services for ISDS	031 DEPSHER V-SCLSN	1.000	520 63,261	8,160	944	8,374	5,625	86,364
1101211163 Sheriff Services for ISDS	032 SGTSHER I-SCLSN	1.000	523 71,574	8,160	1,038	9,212	6,188	96,172
1101211163 Sheriff Services for ISDS	033 DEPSHER I-SCLSN	1.000	000 57,700	8,160	846	7,504	5,040	79,250
1101211163 Sheriff Services for ISDS	034 DEPSHER V-SCLSN	1.000	520 63,261	8,160	944	8,374	5,625	86,364
1101211163 Sheriff Services for ISDS	035 DEPSHER I-SCLSN	1.000	000 57,700	8,160	846	7,504	5,040	79,250
1101211163 Sheriff Services for ISDS	036 SGTSHER I-SCLSN	1.000	523 71,574	8,160	1,056	9,366	6,292	96,448

****Galv Cnty Production****

Position Personnel Budgeting

Model ID: 2022AP

Report Date: 09/07/2021

Org Key	Position	Salary		Group Health	Medicare	TCDRS	AUL	Total
		FTE	Salary					
1101211163 Sheriff Services for ISDS	037 DEPSHER V-SCLSN	1.000	520 63,261	8,160	944	8,374	5,625	86,364
1101211163 Sheriff Services for ISDS	038 DPSHR III-SCLSN	1.000	000 58,860	8,160	871	7,730	5,193	80,814
1101211163 Sheriff Services for ISDS	039 DEPSHER V-SCLSN	1.000	520 63,261	8,160	944	8,374	5,625	86,364
1101211163 Sheriff Services for ISDS	040 DEPSHR III-SCLSN	1.000	518 57,533	8,160	852	7,559	5,078	79,182
1101211163 Sheriff Services for ISDS	041 DEPSHR IV-SCLSN	1.000	519 58,160	8,160	861	7,640	5,132	79,953
1101211163 Sheriff Services for ISDS	042 DEPSHER V-SCLSN	1.000	520 63,261	8,160	944	8,374	5,625	86,364
1101211163 Sheriff Services for ISDS	043 SGT SHER I-SCLSN	1.000	523 71,574	8,160	1,064	9,444	6,344	96,586
1101211163 Sheriff Services for ISDS	044 DEPSHER II-SCLSN	1.000	516 52,791	8,160	775	6,872	4,616	73,214
1101211163 Sheriff Services for ISDS	045 DPSHR III-SCLSN	1.000	518 57,533	8,160	852	7,559	5,078	79,182
1101211163 Sheriff Services for ISDS	046 DEPSHER IV-SCLN	1.000	519 58,160	8,160	861	7,640	5,132	79,953
1101211163 Sheriff Services for ISDS	047 LT SHER-SC LSN	1.000	526 81,837	8,160	1,213	10,765	7,231	109,206
1101211163 Sheriff Services for ISDS	048 SGT SHER II-SCLSN	1.000	524 75,198	8,160	1,117	9,910	6,657	101,042
1101211163 Sheriff Services for ISDS	049 DPSHER IV-SCLSN	1.000	519 58,160	8,160	861	7,640	5,132	79,953
1101211163 Sheriff Services for ISDS	050 DEPSHR III-SCLSN	1.000	518 57,533	8,160	852	7,559	5,078	79,182
1101211163 Sheriff Services for ISDS	051 DEPSHER V-SCLSN	1.000	520 63,261	8,160	944	8,374	5,625	86,364
1101211163 Sheriff Services for ISDS	052 DEPSHER V-SCLSN	1.000	520 63,261	8,160	944	8,374	5,625	86,364
1101211163 Sheriff Services for ISDS	053 DPSHR III-SCLSN	1.000	518 57,533	8,160	852	7,559	5,078	79,182
1101211163 Sheriff Services for ISDS	054 DPTY SHER V	1.000	520 63,261	8,160	944	8,374	5,625	86,364
1101211163 Sheriff Services for ISDS	055 DEPSHER V-SCLSN	1.000	520 63,261	8,160	944	8,374	5,625	86,364
1101211163 Sheriff Services for ISDS	056 DEPSHER V-SCLSN	1.000	520 63,261	8,160	944	8,374	5,625	86,364
1101211163 Sheriff Services for ISDS	057 DPSHER III-SCLSN	1.000	518 57,533	8,160	852	7,559	5,078	79,182
1101211163 Sheriff Services for ISDS	058 DEPSHER V-SCLSN	1.000	520 63,261	8,160	944	8,374	5,625	86,364
1101211163 Sheriff Services for ISDS	059 DEPSHER I-SCLSN	1.000	514 47,716	8,160	692	6,141	4,125	66,834
1101211163 Sheriff Services for ISDS	060 DEPSHER V-SCLSN	1.000	520 63,261	8,160	944	8,374	5,625	86,364
1101211163 Sheriff Services for ISDS	070 SGT SHER II-SLO	1.000	524 75,198	8,160	1,117	9,910	6,657	101,042
1101211163 Sheriff Services for ISDS	071 DEP SHER III-SLO	1.000	518 57,533	8,160	852	7,559	5,078	79,182
1101211163 Sheriff Services for ISDS	072 DEP SHER V-SLO	1.000	520 63,261	8,160	944	8,374	5,625	86,364
1101211163 Sheriff Services for ISDS	073 DEPSHER V-SCLSN	1.000	520 63,261	8,160	944	8,374	5,625	86,364
1101211163 Sheriff Services for ISDS	074 DEPSHER V-SCLSN	1.000	520 63,261	8,160	944	8,374	5,625	86,364
1101211163 Sheriff Services for ISDS	085 DEPSHR II-SCLSN	1.000	516 52,791	8,160	775	6,872	4,616	73,214
1101211163 Sheriff Services for ISDS	086 DEPSHER V-SCLSN	1.000	520 63,261	8,160	944	8,374	5,625	86,364
1101211163 Sheriff Services for ISDS	087 DEPSHER IV-SCLSN	1.000	519 58,160	8,160	861	7,640	5,132	79,953
1101211163 Sheriff Services for ISDS	088 DEPSHER V-SCLSN	1.000	520 63,261	8,160	944	8,374	5,625	86,364
1101211163 Sheriff Services for ISDS	089 DEPSHER IV-SCLSN	1.000	518 58,159	8,160	844	7,486	5,028	79,677
1101211163 Sheriff Services for ISDS	090 DEPSHER V-SCLSN	1.000	520 63,260	8,160	918	8,142	5,469	85,949
1101211163 Sheriff Services for ISDS	091 DEPSHR III-SCLSN	1.000	518 57,533	8,160	835	7,405	4,974	78,907

****Galv Cnty Production****

Position Personnel Budgeting

Model ID: 2022AP

Report Date: 09/07/2021

Org Key	Position	Salary		Group Health	Medicare	TCDRS	AUL	Total
		FTE	Grade Salary					
1101211163 Sheriff Services for ISDS	092 DEPSHRIII-SCLSN	1.000	518 57,533	8,160	852	7,559	5,078	79,182
1101211163 Sheriff Services for ISDS	093 ADMIN ASST I	1.000	109 34,976	8,160	508	4,502	3,024	51,170
1101211163 Sheriff Services for ISDS	094 DEPSHR IV-SCLSN	1.000	519 58,160	8,160	861	7,640	5,132	79,953
1101211163		75.000	4,678,312	612,000	69,354	615,264	413,291	6,388,221

****Galv Cnty Production****

Position Personnel Budgeting

Model ID: 2022AP

Report Date: 09/07/2021

Org Key	Position	Salary		Group Health	Medicare	TCDRS	AUL	Total
		FTE	Grade Salary					
1101211171 Communications-Sheriff	001 DEP SHERIFF V	1.000	520 63,261	8,160	944	8,374	5,625	86,364
1101211171 Communications-Sheriff	002 LT SHER - COMM	1.000	526 81,837	8,160	1,213	10,765	7,231	109,206
1101211171 Communications-Sheriff	003 DEP SHER I	1.000	518 47,716	8,160	692	6,141	4,125	66,834
1101211171 Communications-Sheriff	004 DEP SHERIFF IV	1.000	519 58,160	8,160	861	7,640	5,132	79,953
1101211171 Communications-Sheriff	005 DEP SHERIFF V	1.000	520 63,261	8,160	944	8,374	5,625	86,364
1101211171 Communications-Sheriff	006 DEP SHER II	1.000	516 52,791	8,160	775	6,872	4,616	73,214
1101211171 Communications-Sheriff	007 DEP SHERIFF V	1.000	520 63,261	8,160	944	8,374	5,625	86,364
1101211171 Communications-Sheriff	008 DEP SHERIFF III	1.000	518 57,533	8,160	852	7,559	5,078	79,182
1101211171 Communications-Sheriff	009 DEP SHERIFF IV	1.000	519 58,160	8,160	861	7,640	5,132	79,953
1101211171 Communications-Sheriff	010 DEP SHERIFF V	1.000	520 63,261	8,160	944	8,374	5,625	86,364
1101211171 Communications-Sheriff	011 DEP SHER II	1.000	516 52,791	8,160	775	6,872	4,616	73,214
1101211171 Communications-Sheriff	012 DPTY SHER I	1.000	514 47,716	8,160	692	6,141	4,125	66,834
1101211171 Communications-Sheriff	013 SGT SHERIFF II	1.000	524 75,197	8,160	1,091	9,678	6,501	100,627
1101211171 Communications-Sheriff	014 DEP SHERIFF I	1.000	514 47,716	8,160	692	6,141	4,125	66,834
1101211171 Communications-Sheriff	015 DEP SHERIFF V	1.000	520 63,261	8,160	944	8,374	5,625	86,364
1101211171 Communications-Sheriff	016 DEP SHERIFF I	1.000	514 47,716	8,160	692	6,141	4,125	66,834
1101211171		16.000	943,638	130,560	13,916	123,460	82,931	1,294,505

****Galv Cnty Production****

Position Personnel Budgeting

Model ID: 2022AP

Report Date: 09/07/2021

Org Key	Position	Salary		Group Health	Medicare	TCDRS	AUL	Total
		FTE	Grade Salary					
1101211186 Commissary Operations	001 COMSY FIN COORD	1.000	115 49,974	8,160	725	6,432	4,321	69,612
1101211186 Commissary Operations	002 ACCT TECH III	1.000	112 42,442	8,160	616	5,463	3,670	60,351
1101211186		2.000	92,416	16,320	1,341	11,895	7,991	129,963

****Galv Cnty Production****

Position Personnel Budgeting

Model ID: 2022AP

Report Date: 09/07/2021

Org Key	Position	Salary			Group Health	Medicare	TCDRS	AUL	Total
		FTE	Grade	Salary					
1101211189 Bailiffs	001 CAPT SHERIFF	1.000	528	90,226	8,160	1,335	11,844	7,956	119,521
1101211189 Bailiffs	002 SGT SHERIFF I	1.000	523	71,574	8,160	1,064	9,444	6,344	96,586
1101211189 Bailiffs	003 SGT SHERIFF II	1.000	524	75,198	8,160	1,117	9,910	6,657	101,042
1101211189 Bailiffs	004 DEP SHERIFF II	1.000	516	52,791	8,160	775	6,872	4,616	73,214
1101211189 Bailiffs	005 DEP SHERIFF III	1.000	518	57,533	8,160	852	7,559	5,078	79,182
1101211189 Bailiffs	006 DEP SHERIFF V	1.000	520	63,261	8,160	944	8,374	5,625	86,364
1101211189 Bailiffs	007 DEP SHERIFF V	1.000	520	63,261	8,160	944	8,374	5,625	86,364
1101211189 Bailiffs	008 DEP SHERIFF V	1.000	520	63,261	8,160	944	8,374	5,625	86,364
1101211189 Bailiffs	009 DEP SHERIFF V	1.000	520	63,261	8,160	944	8,374	5,625	86,364
1101211189 Bailiffs	010 DEP SHERIFF V	1.000	520	63,261	8,160	944	8,374	5,625	86,364
1101211189 Bailiffs	011 DEP SHERIFF V	1.000	519	63,260	8,160	944	8,374	5,625	86,363
1101211189 Bailiffs	012 DEP SHERIFF I	1.000	514	47,716	8,160	692	6,141	4,125	66,834
1101211189 Bailiffs	013 DEP SHERIFF III	1.000	518	57,533	8,160	852	7,559	5,078	79,182
1101211189 Bailiffs	014 DEP SHERIFF V	1.000	520	63,261	8,160	944	8,374	5,625	86,364
1101211189 Bailiffs	015 DEP SHERIFF V	1.000	520	63,261	8,160	944	8,374	5,625	86,364
1101211189 Bailiffs	016 DEP SHERIFF II	1.000	516	52,791	8,160	775	6,872	4,616	73,214
1101211189 Bailiffs	017 DEP SHERIFF IV	1.000	519	58,160	8,160	861	7,640	5,132	79,953
1101211189 Bailiffs	018 DEP SHERIFF II	1.000	516	52,791	8,160	775	6,872	4,616	73,214
1101211189 Bailiffs	019 DEP SHERIFF II	1.000	516	52,791	8,160	775	6,872	4,616	73,214
1101211189 Bailiffs	020 DEP SHERIFF II	1.000	516	52,791	8,160	775	6,872	4,616	73,214
1101211189 Bailiffs	021 DEP SHERIFF V	1.000	520	63,261	8,160	944	8,374	5,625	86,364
1101211189 Bailiffs	022 DEP SHERIFF IV	1.000	516	58,159	8,160	853	7,563	5,080	79,815
1101211189 Bailiffs	023 DEP SHERIFF V	1.000	520	63,261	8,160	944	8,374	5,625	86,364
1101211189 Bailiffs	024 DEP SHERIFF III	1.000	518	57,533	8,160	852	7,559	5,078	79,182
1101211189 Bailiffs	025 DEP SHERIFF V	1.000	520	63,261	8,160	944	8,374	5,625	86,364
1101211189 Bailiffs	026 DEP SHERIFF I	1.000	514	47,716	8,160	692	6,141	4,125	66,834
1101211189 Bailiffs	027 DEP SHERIFF IV	1.000	519	58,160	8,160	861	7,640	5,132	79,953
1101211189 Bailiffs	028 DEP SHERIFF I	1.000	514	47,716	8,160	692	6,141	4,125	66,834
1101211189 Bailiffs	029 DEP SHERIFF V	1.000	520	63,261	8,160	944	8,374	5,625	86,364
1101211189 Bailiffs	030 DEP SHERIFF III	1.000	518	57,533	8,160	835	7,405	4,974	78,907
1101211189 Bailiffs	SALARY LAPSE	0	000	(20,000)	0	(290)	(2,574)	(1,729)	(24,593)
1101211189		30.000		1,787,843	244,800	26,471	234,820	157,735	2,451,669

****Galv Cnty Production****

Position Personnel Budgeting

Model ID: 2022AP

Report Date: 09/07/2021

Org Key	Position	Salary		Group Health	Medicare	TCDRS	AUL	Total
		FTE	Grade Salary					
1101223300 Constable Pct #3	001 CONSTABLE-PRECI	1.000	000 78,000	8,160	1,340	11,892	7,988	107,380
1101223300 Constable Pct #3	002 DEP CONST IV	1.000	319 65,753	8,160	971	8,617	5,789	89,290
1101223300 Constable Pct #3	003 DEP CONST IV	1.000	319 64,664	8,160	956	8,477	5,694	87,951
1101223300 Constable Pct #3	004 DEP CONST III	1.000	318 57,370	8,160	850	7,538	5,064	78,982
1101223300 Constable Pct #3	005 DEP CONST III	1.000	318 59,242	8,160	877	7,779	5,226	81,284
1101223300 Constable Pct #3	006 DEP CONST III	1.000	318 60,757	8,160	899	7,974	5,357	83,147
1101223300 Constable Pct #3	008 DEP CONST III	1.000	318 59,846	8,160	886	7,857	5,278	82,027
1101223300 Constable Pct #3	009 DPTY CONST II	1.000	316 53,966	8,160	792	7,023	4,718	74,659
1101223300 Constable Pct #3	010 DPTY CONST V	1.000	320 65,255	8,160	973	8,630	5,797	88,815
1101223300 Constable Pct #3	011 SGT CONST I	1.000	323 73,399	8,160	1,065	9,447	6,346	98,417
1101223300		10.000	638,252	81,600	9,609	85,234	57,257	871,952

****Galv Cnty Production****

Position Personnel Budgeting

Model ID: 2022AP

Report Date: 09/07/2021

Org Key	Position	Salary		Group Health	Medicare	TCDRS	AUL	Total
		FTE	Grade Salary					
1101223400 Constable Pct #2	001 CONSTABLE-PRECI	1.000	000 78,000	8,160	1,340	11,892	7,988	107,380
1101223400 Constable Pct #2	002 DEP CONSTABLE V	1.000	520 63,262	8,160	944	8,374	5,625	86,365
1101223400 Constable Pct #2	005 DPTY CONST V	1.000	320 65,561	8,160	977	8,670	5,824	89,192
1101223400 Constable Pct #2	007 SGT CONST I	1.000	323 71,574	8,160	1,064	9,444	6,344	96,586
1101223400 Constable Pct #2	008 DPTY CONST V	1.000	320 65,268	8,160	973	8,632	5,799	88,832
1101223400 Constable Pct #2	009 DPTY CONST V	1.000	320 67,175	8,160	1,001	8,878	5,963	91,177
1101223400 Constable Pct #2	010 CHIEF CON CLK/A	1.000	113 43,877	8,160	637	5,647	3,794	62,115
1101223400 Constable Pct #2	012 DEP CONST IV	1.000	319 62,439	8,160	923	8,191	5,502	85,215
1101223400		8.000	517,156	65,280	7,859	69,728	46,839	706,862

****Galv Cnty Production****

Position Personnel Budgeting

Model ID: 2022AP

Report Date: 09/07/2021

Org Key	Position	Salary		Group Health	Medicare	TCDRS	AUL	Total
		FTE	Grade Salary					
1101223700 Constable Pct #1	001 CONSTABLE-PRECI	1.000	000 78,000	8,160	1,340	11,892	7,988	107,380
1101223700 Constable Pct #1	002 DEP CONST V	1.000	320 61,068	8,160	912	8,092	5,435	83,667
1101223700 Constable Pct #1	003 SGT CONST I	1.000	323 71,574	8,160	1,064	9,444	6,344	96,586
1101223700 Constable Pct #1	004 DPTY CONST V	1.000	320 68,962	8,160	1,027	9,107	6,118	93,374
1101223700 Constable Pct #1	005 DPTY CONST V	1.000	320 68,626	8,160	1,022	9,064	6,089	92,961
1101223700 Constable Pct #1	007 DPTY CONST V	1.000	320 68,604	8,160	1,021	9,061	6,087	92,933
1101223700 Constable Pct #1	009 DPTY CONST I	1.000	314 47,621	8,160	691	6,129	4,117	66,718
1101223700		7.000	464,455	57,120	7,077	62,789	42,178	633,619

****Galv Cnty Production****

Position Personnel Budgeting

Model ID: 2022AP

Report Date: 09/07/2021

Org Key	Position	Salary		Group Health	Medicare	TCDRS	AUL	Total
		FTE	Grade Salary					
1101223800 Constable Pct #4	001 CONSTABLE-PRECI	1.000	000 78,000	8,160	1,340	11,892	7,988	107,380
1101223800 Constable Pct #4	002 SGT CONST II	1.000	324 75,713	8,160	1,124	9,976	6,701	101,674
1101223800 Constable Pct #4	003 DPTY CONST IV	1.000	319 60,487	8,160	895	7,940	5,333	82,815
1101223800 Constable Pct #4	004 DPTY CONST V	1.000	320 75,366	8,160	1,119	9,932	6,671	101,248
1101223800 Constable Pct #4	005 DEPUTY CONSTABL	.100	000 1,717	0	25	0	0	1,742
1101223800 Constable Pct #4	008 DPTY CONST V	1.000	320 75,297	8,160	1,118	9,923	6,666	101,164
1101223800 Constable Pct #4	010 DPTY CONST III	1.000	318 60,487	8,160	895	7,940	5,333	82,815
1101223800		6.100	427,067	48,960	6,516	57,603	38,692	578,838

****Galv Cnty Production****

Position Personnel Budgeting

Model ID: 2022AP

Report Date: 09/07/2021

Org Key	Position	Salary			Group Health	Medicare	TCDRS	AUL	Total
		FTE	Grade	Salary					
1101291010 Emergency Management	001 EMER MGMT COOR	1.000	229	102,810	8,160	1,491	13,232	8,888	134,581
1101291010 Emergency Management	004 DEP EMR MNG CRD	1.000	221	66,909	8,160	971	8,612	5,785	90,437
1101291010 Emergency Management	005 COMM. DIRECTOR	1.000	221	70,814	8,160	1,027	9,114	6,122	95,237
1101291010 Emergency Management	007 ADMIN ASST I	1.000	109	44,772	8,160	650	5,763	3,871	63,216
1101291010 Emergency Management	009 EM. MGMT SPEC.	1.000	117	54,485	8,160	791	7,013	4,711	75,160
1101291010		5.000		339,790	40,800	4,930	43,734	29,377	458,631

****Galv Cnty Production****

Position Personnel Budgeting

Model ID: 2022AP

Report Date: 09/07/2021

Org Key	Position	Salary		Group Health	Medicare	TCDRS	AUL	Total
		FTE	Grade Salary					
1101293010 Nuisance Abatement	001 NUI. OFC/GR ADM	1.000	119 69,488	8,160	1,008	8,944	6,008	93,608
1101293010 Nuisance Abatement	002 GR/NA MGR.	1.000	328 91,519	8,160	1,328	11,779	7,912	120,698
1101293010		2.000	161,007 	16,320 	2,336 	20,723 	13,920 	214,306

****Galv Cnty Production****

Position Personnel Budgeting

Model ID: 2022AP

Report Date: 09/07/2021

Org Key	Position	Salary		Group Health	Medicare	TCDRS	AUL	Total
		FTE	Grade Salary					
1101440100 Contract Services	001 DEPUTY CFO	1.000	228 108,270	8,160	1,570	13,935	9,360	141,295
1101440100 Contract Services	005 INDIGENT COORD.	1.000	112 51,415	8,160	746	6,618	4,445	71,384
1101440100		2.000	159,685	16,320	2,316	20,553	13,805	212,679

****Galv Cnty Production****

Position Personnel Budgeting

Model ID: 2022AP

Report Date: 09/07/2021

Org Key	Position	Salary			Group Health	Medicare	TCDRS	AUL	Total
		FTE	Grade	Salary					
1101451110 Senior Citizens Program	002 ASST DIR PARKS	1.000	224	80,942	8,160	1,174	10,418	6,998	107,692
1101451110 Senior Citizens Program	003 SENIOR SERV SUP	1.000	116	49,653	8,160	720	6,391	4,293	69,217
1101451110 Senior Citizens Program	010 DRIVER	1.000	104	31,225	8,160	453	4,019	2,700	46,557
1101451110 Senior Citizens Program	011 ACTIVITY ASST	.750	106	22,372	8,160	325	2,880	1,935	35,672
1101451110 Senior Citizens Program	015 RECREATION SPEC	1.000	109	34,531	8,160	501	4,445	2,986	50,623
1101451110 Senior Citizens Program	016 DRIVER	1.000	104	27,056	8,160	393	3,483	2,339	41,431
1101451110 Senior Citizens Program	017 ACTIVITY ASST	.750	106	14,915	8,160	217	1,920	1,290	26,502
1101451110 Senior Citizens Program	402 REC SPEC-SR	.500	111	21,947	4,080	319	2,825	1,898	31,069
1101451110 Senior Citizens Program	403 REC SPEC-SR	.500	111	19,036	4,080	277	2,450	1,646	27,489
1101451110 Senior Citizens Program	404 REC SPEC-SR	.500	111	21,947	4,080	319	2,825	1,898	31,069
1101451110 Senior Citizens Program	405 ACTIVITY ASST	.375	106	7,548	8,160	110	972	653	17,443
1101451110 Senior Citizens Program	406 ACTIVITY ASST	.375	106	7,949	4,080	116	1,024	688	13,857
1101451110 Senior Citizens Program	407 ACTIVITY ASST	.375	106	8,108	4,080	118	1,044	701	14,051
1101451110		9.125		347,229	85,680	5,042	44,696	30,025	512,672

****Galv Cnty Production****

Position Personnel Budgeting

Model ID: 2022AP

Report Date: 09/07/2021

Org Key	Position	Salary		Group Health	Medicare	TCDRS	AUL	Total
		FTE	Grade Salary					
1101513200 Galv Cnty Museum	001 MUSEUM MANAGER	1.000	121 62,013	8,160	900	7,982	5,362	84,417
1101513200 Galv Cnty Museum	SEASONAL	0	000 21,400	0	311	0	0	21,711
1101513200		1.000	83,413	8,160	1,211	7,982	5,362	106,128

****Galv Cnty Production****

Position Personnel Budgeting

Model ID: 2022AP

Report Date: 09/07/2021

Org Key	Position	Salary		Group Health	Medicare	TCDRS	AUL	Total
		FTE	Grade Salary					
1101522020 Parks	001 DIRECTOR OF COU	1.000	230 116,654	8,160	1,692	15,014	10,085	151,605
1101522020 Parks	008 ADMIN ASST II	1.000	113 51,643	8,160	749	6,647	4,465	71,664
1101522020 Parks	010 SR RNT PER AMB	.750	107 23,765	8,160	345	3,059	2,055	37,384
1101522020 Parks	011 PARKS SUPV.	1.000	115 53,525	8,160	777	6,889	4,628	73,979
1101522020 Parks	015 PRKFAC MNT TC I	1.000	109 36,258	8,160	526	4,667	3,135	52,746
1101522020 Parks	016 PARKS TECH I	1.000	109 34,531	8,160	501	4,445	2,986	50,623
1101522020 Parks	017 PARKS TECH. II	1.000	110 37,890	8,160	550	4,877	3,276	54,753
1101522020 Parks	020 PARKS TECH. I	1.000	109 37,856	8,160	549	4,872	3,273	54,710
1101522020 Parks	021 PARKS TECH. I	1.000	109 34,531	8,160	501	4,445	2,986	50,623
1101522020 Parks	022 SR PRK MNT WRKR	1.000	106 31,474	8,160	457	4,051	2,721	46,863
1101522020 Parks	023 SR PRK MNT WRKR	1.000	106 32,954	8,160	478	4,242	2,849	48,683
1101522020 Parks	025 SR PRK MNT WRKR	1.000	106 34,097	8,160	495	4,389	2,948	50,089
1101522020 Parks	026 PARKS MAINTENAN	1.000	105 31,046	8,160	451	3,996	2,684	46,337
1101522020 Parks	027 PARKS MAINTENAN	1.000	105 34,776	8,160	505	4,476	3,007	50,924
1101522020 Parks	028 RNT PER AMB II	.500	106 16,545	8,160	240	2,130	1,431	28,506
1101522020 Parks	029 SR PRK MNT WRKR	1.000	106 32,954	8,160	478	4,242	2,849	48,683
1101522020 Parks	030 PARKS MAINTENAN	1.000	105 28,409	8,160	412	3,657	2,456	43,094
1101522020 Parks	031 PARKS MAINTENAN	1.000	105 33,184	8,160	482	4,271	2,869	48,966
1101522020 Parks	032 SR PRK MNT WRKR	1.000	106 33,271	8,160	483	4,282	2,877	49,073
1101522020 Parks	033 PARKS MAINTENAN	1.000	105 30,189	8,160	438	3,886	2,610	45,283
1101522020 Parks	034 SR PRK MNT WRKR	1.000	106 33,112	8,160	481	4,262	2,863	48,878
1101522020 Parks	035 PARKS MAINT WK	1.000	105 30,033	8,160	436	3,866	2,597	45,092
1101522020 Parks	036 PARKS MAINTENAN	1.000	105 28,409	8,160	412	3,657	2,456	43,094
1101522020 Parks	037 SR PRK MNT WRKR	1.000	106 35,785	8,160	519	4,606	3,094	52,164
1101522020 Parks	038 PARKS MAINTENAN	1.000	105 29,855	8,160	433	3,843	2,581	44,872
1101522020 Parks	039 PARKS MAINTENAN	1.000	105 28,409	8,160	412	3,657	2,456	43,094
1101522020 Parks	040 SR PRK MNT WRKR	1.000	106 32,795	8,160	476	4,221	2,836	48,488
1101522020 Parks	041 PARKS MAINTENAN	1.000	105 28,409	8,160	412	3,657	2,456	43,094
1101522020 Parks	043 PARKS SUPERV	1.000	115 48,589	8,160	705	6,254	4,201	67,909
1101522020 Parks	044 RNT PER AMB II	.500	106 16,240	8,160	236	2,090	1,404	28,130
1101522020 Parks	045 PARKS MAINT. W.	1.000	105 29,639	8,160	430	3,815	2,563	44,607
1101522020 Parks	046 PARKS MAINT. W.	1.000	105 29,120	8,160	423	3,748	2,518	43,969
1101522020 Parks	098 RENT PERMIT SUP	1.000	114 44,953	8,160	652	5,786	3,887	63,438
1101522020 Parks	099 PARKS MAINTENAN	1.000	105 28,409	8,160	412	3,657	2,456	43,094
1101522020 Parks	100 PARKS MAINTENAN	1.000	105 29,594	8,160	430	3,809	2,559	44,552
1101522020 Parks	101 RNT PER AMB II	.500	106 16,480	8,160	239	2,121	1,425	28,425

****Galv Cnty Production****

Position Personnel Budgeting

Model ID: 2022AP

Report Date: 09/07/2021

Org Key	Position	Salary			Group Health	Medicare	TCDRS	AUL	Total
		FTE	Grade	Salary					
1101522020 Parks	102 RNT PER AMB I	.500	101	11,729	8,160	171	1,510	1,014	22,584
1101522020 Parks	103 PARK AIDE	.500	101	11,686	8,160	170	1,504	1,011	22,531
1101522020 Parks	104 RNT PER AMB I	.500	101	12,635	8,160	184	1,627	1,093	23,699
1101522020 Parks	105 RNT PER AMB I	.500	101	12,479	8,160	181	1,606	1,079	23,505
1101522020 Parks	106 RNT PER AMB I	.500	101	11,884	8,160	173	1,530	1,028	22,775
1101522020 Parks	107 RNT PER AMB I	.500	101	11,686	8,160	170	1,504	1,011	22,531
1101522020 Parks	SALARY LAPSE	0	000	(150,000)	0	(2,175)	(19,305)	(12,968)	(184,448)
1101522020		37.250		1,177,482	342,720	17,091	151,562	101,810	1,790,665

****Galv Cnty Production****

Position Personnel Budgeting

Model ID: 2022AP

Report Date: 09/07/2021

Org Key	Position	Salary		Group Health	Medicare	TCDRS	AUL	Total
		FTE	Grade Salary					
1101610200 AgriLife Extension	002 COOP EXT AGENT	1.000	000 29,952	8,160	435	3,855	2,590	44,992
1101610200 AgriLife Extension	003 COOP EXT COORD	1.000	000 26,040	8,160	378	3,352	2,252	40,182
1101610200 AgriLife Extension	004 ADMIN ASST I	1.000	109 37,062	8,160	538	4,770	3,204	53,734
1101610200 AgriLife Extension	005 COOP EXT SPEC	1.000	110 40,862	8,160	593	5,259	3,533	58,407
1101610200 AgriLife Extension	006 COOP EXT AGENT	1.000	000 32,337	8,160	469	4,162	2,796	47,924
1101610200 AgriLife Extension	007 PRINCIPAL AGENT	1.000	000 34,025	8,160	494	4,379	2,942	50,000
1101610200 AgriLife Extension	008 ADMIN ASST I	1.000	109 36,331	8,160	527	4,676	3,141	52,835
1101610200 AgriLife Extension	009 ADMIN ASST I	1.000	109 37,408	8,160	543	4,815	3,234	54,160
1101610200 AgriLife Extension	010 ADMIN ASST I	1.000	109 34,531	8,160	501	4,445	2,986	50,623
1101610200 AgriLife Extension	SEASONAL	0	000 17,500	0	254	0	0	17,754
1101610200		9.000	326,048	73,440	4,732	39,713	26,678	470,611

****Galv Cnty Production****

Position Personnel Budgeting

Model ID: 2022AP

Report Date: 09/07/2021

Org Key	Position	Salary		Group		TCDRS	AUL	Total
		FTE	Grade Salary	Health	Medicare			
1101		1,080.608	61,170,493	8,820,876	896,614	7,856,507	5,277,498	84,021,988

****Galv Cnty Production****

Position Personnel Budgeting

Model ID: 2022AP

Report Date: 09/07/2021

Org Key	Position	Salary		Group Health	Medicare	TCDRS	AUL	Total
		FTE	Grade Salary					
1201114021 County Clerk Archive	002 DEP CNTY CLRK I	1.000	106 32,000	8,160	464	4,119	2,767	47,510
1201114021 County Clerk Archive	003 SR DEP CTY CLRK	1.000	110 40,474	8,160	587	5,209	3,499	57,929
1201114021 County Clerk Archive	004 DEP CTY CLRK II	1.000	107 31,321	8,160	455	4,032	2,708	46,676
1201114021 County Clerk Archive	007 DEP CNTY CLRK I	1.000	106 29,829	8,160	433	3,839	2,579	44,840
1201114021 County Clerk Archive	009 DEP CNTY CLRK I	1.000	106 35,850	8,160	520	4,614	3,100	52,244
1201114021 County Clerk Archive	012 ARCHIVE SUPERVI	1.000	115 48,589	8,160	705	6,254	4,201	67,909
1201114021		6.000	218,063	48,960	3,164	28,067	18,854	317,108

****Galv Cnty Production****

Position Personnel Budgeting

Model ID: 2022AP

Report Date: 09/07/2021

Org Key	Position	Salary		Group		TCDRS	AUL	Total
		FTE	Grade Salary	Health	Medicare			
1201		6.000	218,063	48,960	3,164	28,067	18,854	317,108

****Galv Cnty Production****

Position Personnel Budgeting

Model ID: 2022AP

Report Date: 09/07/2021

Org Key	Position	Salary			Group Health	Medicare	TCDRS	AUL	Total
		FTE	Grade	Salary					
1202256100 Juvenile Justice	007 RECORDS TECH	1.000	107	47,794	8,160	693	6,151	4,132	66,930
1202256100 Juvenile Justice	008 ADMIN CLERK	1.000	106	30,364	8,160	441	3,908	2,625	45,498
1202256100 Juvenile Justice	010 RECORDS TECH	1.000	107	31,882	8,160	463	4,104	2,757	47,366
1202256100 Juvenile Justice	012 JUV PROB OFCR	1.000	313	43,922	8,160	637	5,653	3,797	62,169
1202256100 Juvenile Justice	013 JUV PROB OFCR	1.000	313	45,151	8,160	655	5,811	3,904	63,681
1202256100 Juvenile Justice	014 JUVENILE RESOUR	1.000	315	48,225	8,160	700	6,207	4,170	67,462
1202256100 Juvenile Justice	016 JUV PROB OFCR	1.000	313	59,942	8,160	870	7,715	5,182	81,869
1202256100 Juvenile Justice	019 CSWR SVC SUPER	1.000	115	52,054	8,160	755	6,700	4,501	72,170
1202256100 Juvenile Justice	026 JUV PROB OFCR	1.000	313	43,922	8,160	637	5,653	3,797	62,169
1202256100		9.000		403,256	73,440	5,851	51,902	34,865	569,314

****Galv Cnty Production****

Position Personnel Budgeting

Model ID: 2022AP

Report Date: 09/07/2021

Org Key	Position	Salary		Group Health	Medicare	TCDRS	AUL	Total
		FTE	Grade Salary					
1202256105 Juv Justice - Administration	001 JUV JUST DIR	1.000	332 121,968	8,160	1,769	15,698	10,545	158,140
1202256105 Juv Justice - Administration	003 DEPUTY DIR/CASE	1.000	121 69,088	8,160	1,002	8,892	5,973	93,115
1202256105 Juv Justice - Administration	004 ADMIN ASST II	1.000	113 48,261	8,160	700	6,212	4,173	67,506
1202256105 Juv Justice - Administration	009 FINANCIAL ANALY	1.000	119 65,812	8,160	955	8,470	5,690	89,087
1202256105		4.000	305,129	32,640	4,426	39,272	26,381	407,848

****Galv Cnty Production****

Position Personnel Budgeting

Model ID: 2022AP

Report Date: 09/07/2021

Org Key	Position	Salary			Group Health	Medicare	TCDRS	AUL	Total
		FTE	Grade	Salary					
1202256118 Detention	002 DEPUTY DIR OF D	1.000	322	74,044	8,160	1,074	9,530	6,402	99,210
1202256118 Detention	006 RECORDS TECH	1.000	107	33,616	8,160	488	4,327	2,907	49,498
1202256118 Detention	011 JUV PROB OFCR	1.000	313	46,506	8,160	675	5,986	4,021	65,348
1202256118 Detention	021 JUV PROB OFCR	1.000	313	43,922	8,160	637	5,653	3,797	62,169
1202256118 Detention	022 JUV PROB OFCR	1.000	313	46,118	8,160	669	5,936	3,987	64,870
1202256118 Detention	024 JUV PROB OFCR	1.000	313	53,138	8,160	771	6,839	4,594	73,502
1202256118 Detention	027 JUV SUPER OFCR	1.000	309	36,243	8,160	526	4,665	3,134	52,728
1202256118 Detention	028 JUV SUPER OFCR	1.000	309	39,202	8,160	569	5,046	3,389	56,366
1202256118 Detention	029 JUV SUPER OFCR	1.000	309	36,243	8,160	526	4,665	3,134	52,728
1202256118 Detention	030 JUV SUPER OFCR	1.000	309	38,314	8,160	556	4,931	3,313	55,274
1202256118 Detention	031 JUV SUPER OFCR	1.000	309	38,056	8,160	552	4,898	3,290	54,956
1202256118 Detention	032 JUV SUPER OFCR	1.000	309	36,243	8,160	526	4,665	3,134	52,728
1202256118 Detention	033 JUV SUPER OFCR	1.000	309	41,564	8,160	603	5,350	3,594	59,271
1202256118 Detention	035 JUV SUPER OFCR	1.000	309	36,243	8,160	526	4,665	3,134	52,728
1202256118 Detention	037 JUV SUPER OFCR	1.000	309	36,636	8,160	532	4,716	3,168	53,212
1202256118 Detention	038 JUV SUPER OFCR	1.000	309	37,973	8,160	551	4,888	3,283	54,855
1202256118 Detention	039 JUV SUPER OFCR	1.000	309	36,243	8,160	526	4,665	3,134	52,728
1202256118 Detention	041 JUV SUPER OFCR	1.000	309	44,070	8,160	640	5,672	3,810	62,352
1202256118 Detention	043 JUV SUPER OFCR	1.000	309	35,705	8,160	518	4,596	3,087	52,066
1202256118 Detention	044 JUV SUPER OFCR	1.000	309	36,243	8,160	526	4,665	3,134	52,728
1202256118 Detention	045 JUV SUPER OFCR	1.000	309	39,787	8,160	577	5,121	3,440	57,085
1202256118 Detention	046 JUV SUPER OFCR	1.000	309	38,406	8,160	557	4,943	3,321	55,387
1202256118 Detention	047 JUV SUPER OFCR	1.000	309	36,243	8,160	526	4,665	3,134	52,728
1202256118 Detention	048 JUV SUPER OFCR	1.000	309	41,250	8,160	599	5,309	3,567	58,885
1202256118 Detention	049 JUV SUPER OFCR	1.000	309	36,243	8,160	526	4,665	3,134	52,728
1202256118 Detention	050 JUV SUPER OFCR	1.000	309	36,310	8,160	527	4,674	3,139	52,810
1202256118 Detention	051 JUV DET SUPERIN	1.000	317	55,391	8,160	804	7,129	4,789	76,273
1202256118 Detention	053 JUVJSTCTRTRLOP	1.000	309	43,751	8,160	635	5,631	3,783	61,960
1202256118 Detention	054 JUVJSTCTRTRLOP	1.000	309	36,243	8,160	526	4,665	3,134	52,728
1202256118 Detention	055 JUVJSTCTRTRLOP	1.000	309	37,134	8,160	539	4,780	3,211	53,824
1202256118 Detention	056 JUVJSTCTRTRLOP	1.000	309	37,331	8,160	542	4,805	3,228	54,066
1202256118 Detention	058 LAUNDRY MANANGE	1.000	109	41,422	8,160	601	5,332	3,581	59,096
1202256118 Detention	081 ADMIN ASST I	.250	109	10,651	2,040	155	1,371	921	15,138
1202256118 Detention	SALARY LAPSE	0	000	(140,000)	0	(2,030)	(18,018)	(12,103)	(172,151)
1202256118 Detention	SEASONAL	0	000	50,000	0	725	0	0	50,725

****Galv Cnty Production****

Position Personnel Budgeting

Model ID: 2022AP

Report Date: 09/07/2021

Org Key	Position	Salary		Group	Medicare	TCDRS	AUL	Total						
		FTE	Grade	Health										
1202256118		32.250		1,226,484		263,160		17,800		151,430		101,725		1,760,599

****Galv Cnty Production****

Position Personnel Budgeting

Model ID: 2022AP

Report Date: 09/07/2021

Org Key	Position	Salary			Group Health	Medicare	TCDRS	AUL	Total
		FTE	Grade	Salary					
1202256119 Post Program	023 JUV SUPER OFCR	1.000	309	40,265	8,160	584	5,183	3,481	57,673
1202256119 Post Program	034 JUV SUPER OFCR	1.000	309	38,009	8,160	552	4,892	3,286	54,899
1202256119 Post Program	036 JUV SUPER OFCR	1.000	309	38,103	8,160	553	4,904	3,295	55,015
1202256119 Post Program	040 JUV SUPER OFCR	1.000	309	36,243	8,160	526	4,665	3,134	52,728
1202256119 Post Program	042 JUV SUPER OFCR	1.000	309	41,925	8,160	608	5,396	3,625	59,714
1202256119 Post Program	020 DEPUTY DIR/SPEC	.500	121	32,899	4,080	478	4,235	2,845	44,537
1202256119 Post Program	081 ADMIN ASST I	.250	109	10,651	2,040	155	1,371	921	15,138
1202256119 Post Program	SEASONAL	0	000	3,100	0	45	0	0	3,145
1202256119		5.750		241,195	46,920	3,501	30,646	20,587	342,849

****Galv Cnty Production****

Position Personnel Budgeting

Model ID: 2022AP

Report Date: 09/07/2021

Org Key	Position	Salary		Group Health	Medicare	TCDRS	AUL	Total
		FTE	Grade Salary					
1202256130 JP Court	069 COURT REPORTER	1.000	000 95,039	8,160	1,379	12,232	8,217	125,027
1202256130		1.000	95,039	8,160	1,379	12,232	8,217	125,027

****Galv Cnty Production****

Position Personnel Budgeting

Model ID: 2022AP

Report Date: 09/07/2021

Org Key	Position	Salary			Group Health	Medicare	TCDRS	AUL	Total
		FTE	Grade	Salary					
1202256155 JJAEP	020 DEPUTY DIR/SPEC	.500	121	32,899	4,080	478	4,235	2,845	44,537
1202256155 JJAEP	068 JJAEP COORD	1.000	313	45,570	8,160	661	5,865	3,940	64,196
1202256155 JJAEP	081 ADMIN ASST I	.500	109	21,301	4,080	309	2,742	1,842	30,274
1202256155 JJAEP	SEASONAL	0	000	1,000	0	15	0	0	1,015
1202256155		2.000		100,770	16,320	1,463	12,842	8,627	140,022

****Galv Cnty Production****

Position Personnel Budgeting

Model ID: 2022AP

Report Date: 09/07/2021

Org Key	Position	Salary		Group		TCDRS	AUL	Total	
		FTE	Grade	Health	Medicare				
1202		54.000		2,371,873	440,640	34,420	298,324	200,402	3,345,659

****Galv Cnty Production****

Position Personnel Budgeting

Model ID: 2022AP

Report Date: 09/07/2021

Org Key	Position	Salary			Group Health	Medicare	TCDRS	AUL	Total
		FTE	Grade	Salary					
1204544042 Beach Maintenance-Rd &	001 HEAVY EQUIPMENT	1.000	108	33,677	8,160	489	4,335	2,912	49,573
1204544042 Beach Maintenance-Rd &	002 HEAVY EQUIPMENT	1.000	108	32,887	8,160	477	4,233	2,844	48,601
1204544042 Beach Maintenance-Rd &	003 HEAVY EQUIPMENT	1.000	108	32,887	8,160	477	4,233	2,844	48,601
1204544042		3.000		99,451	24,480	1,443	12,801	8,600	146,775

****Galv Cnty Production****

Position Personnel Budgeting

Model ID: 2022AP

Report Date: 09/07/2021

Org Key	Position	Salary		Group		TCDRS	AUL	Total	
		FTE	Grade	Health	Medicare				
1204		3.000		99,451	24,480	1,443	12,801	8,600	146,775

****Galv Cnty Production****

Position Personnel Budgeting

Model ID: 2022AP

Report Date: 09/07/2021

Org Key	Position	Salary		Group Health	Medicare	TCDRS	AUL	Total	
		FTE	Grade						Salary
1206443300 Child Welfare	002 FEDERAL REIMBUR	1.000	109	41,054	8,160	596	5,284	3,550	58,644
1206443300		1.000		41,054	8,160	596	5,284	3,550	58,644

****Galv Cnty Production****

Position Personnel Budgeting

Model ID: 2022AP

Report Date: 09/07/2021

Org Key	Position	FTE	Salary	Grade	Salary	Group Health	Medicare	TCDRS	AUL	Total
1206		1.000	41,054			8,160	596	5,284	3,550	58,644

****Galv Cnty Production****

Position Personnel Budgeting

Model ID: 2022AP

Report Date: 09/07/2021

Org Key	Position	Salary		Group Health	Medicare	TCDRS	AUL	Total
		FTE	Grade Salary					
1207652133 Economic Development	001 ECONOMIC DEV DI	1.000	234 128,396	8,160	1,862	16,525	11,100	166,043
1207652133 Economic Development	002 ECO DEVELOP SPC	1.000	113 41,973	8,160	609	5,402	3,629	59,773
1207652133 Economic Development	MERIT PAY	0	000 840	0	13	109	73	1,035
1207652133		2.000	171,209	16,320	2,484	22,036	14,802	226,851

****Galv Cnty Production****

Position Personnel Budgeting

Model ID: 2022AP

Report Date: 09/07/2021

Org Key	Position	Salary		Group		TCDRS	AUL	Total	
		FTE	Grade	Health	Medicare				
1207		2.000		171,209	16,320	2,484	22,036	14,802	226,851

****Galv Cnty Production****

Position Personnel Budgeting

Model ID: 2022AP

Report Date: 09/07/2021

Org Key	Position	Salary		Group Health	Medicare	TCDRS	AUL	Total
		FTE	Grade Salary					
1208120800 Mental Health Court Program	001 SPEC CRT COORD	1.000	000 75,000	0	1,088	9,653	6,484	92,225
1208120800 Mental Health Court Program	002 PROBATION OFFIC	1.000	000 40,251	0	584	5,181	3,480	49,496
1208120800 Mental Health Court Program	003 JUDGE	.500	000 78,998	0	1,146	0	0	80,144
1208120800 Mental Health Court Program	MERIT PAY	0	000 3,885	0	57	500	336	4,778
1208120800		2.500	198,134	0	2,875	15,334	10,300	226,643

****Galv Cnty Production****

Position Personnel Budgeting

Model ID: 2022AP

Report Date: 09/07/2021

Org Key	Position	FTE	Salary	Grade	Salary	Group Health	Medicare	TCDRS	AUL	Total
1208		2.500	198,134			0	2,875	15,334	10,300	226,643

****Galv Cnty Production****

Position Personnel Budgeting

Model ID: 2022AP

Report Date: 09/07/2021

Org Key	Position	Salary		Group Health	Medicare	TCDRS	AUL	Total	
		FTE	Grade						Salary
2101116020 Co Records Mgmt. & Presv	001 RECORDS TECH	1.000	107	41,575	8,160	603	5,351	3,595	59,284
2101116020		1.000		41,575	8,160	603	5,351	3,595	59,284

****Galv Cnty Production****

Position Personnel Budgeting

Model ID: 2022AP

Report Date: 09/07/2021

Org Key	Position	FTE	Salary	Grade	Salary	Group	Health	Medicare	TCDRS	AUL	Total
2101		1.000	41,575			8,160	603		5,351	3,595	59,284

****Galv Cnty Production****

Position Personnel Budgeting

Model ID: 2022AP

Report Date: 09/07/2021

Org Key	Position	Salary		Group Health	Medicare	TCDRS	AUL	Total
		FTE	Grade Salary					
2102114020 Co Clerk Rec Mgmt & Pres. 001 IMAGING SYSTEM		1.000	116 77,773	8,160	1,128	10,010	6,724	103,795
2102114020 Co Clerk Rec Mgmt & Pres. 002 RECORDS MANAGER		1.000	115 50,268	8,160	729	6,470	4,346	69,973
2102114020 Co Clerk Rec Mgmt & Pres. 006 IM SYS AST ADMN		1.000	114 49,921	8,160	724	6,425	4,316	69,546
2102114020		3.000	177,962	24,480	2,581	22,905	15,386	243,314

****Galv Cnty Production****

Position Personnel Budgeting

Model ID: 2022AP

Report Date: 09/07/2021

Org Key	Position	Salary		Group		TCDRS	AUL	Total	
		FTE	Grade	Health	Medicare				
2102		3.000		177,962	24,480	2,581	22,905	15,386	243,314

****Galv Cnty Production****

Position Personnel Budgeting

Model ID: 2022AP

Report Date: 09/07/2021

Org Key	Position	Salary		Group Health	Medicare	TCDRS	AUL	Total
		FTE	Grade Salary					
2103114031 Election Services	SEASONAL	0	000 75,000	0	1,088	0	0	76,088
2103114031		0	75,000	0	1,088	0	0	76,088

****Galv Cnty Production****

Position Personnel Budgeting

Model ID: 2022AP

Report Date: 09/07/2021

Org Key	Position	Salary		Group Health	Medicare	TCDRS	AUL	Total
		FTE	Grade Salary					
2103114032 Elect P/T Staff Augmentation	SEASONAL	0	000 45,000	0	653	0	0	45,653
2103114032		0	45,000	0	653	0	0	45,653

****Galv Cnty Production****

Position Personnel Budgeting

Model ID: 2022AP

Report Date: 09/07/2021

Org Key	Position	FTE	Salary Grade	Salary	Group Health	Medicare	TCDRS	AUL	Total
2103		0		120,000	0	1,741	0	0	121,741

****Galv Cnty Production****

Position Personnel Budgeting

Model ID: 2022AP

Report Date: 09/07/2021

Org Key	Position	Salary		Group Health	Medicare	TCDRS	AUL	Total
		FTE	Grade Salary					
2105126110 D.C. Child Support IV-D	001 DEP DISTR CLRK	1.000	107 31,321	8,160	455	4,032	2,708	46,676
2105126110		1.000	31,321	8,160	455	4,032	2,708	46,676

****Galv Cnty Production****
Position Personnel Budgeting

Model ID: 2022AP

Report Date: 09/07/2021

Org Key	Position	Salary		Group		TCDRS	AUL	Total	
		FTE	Grade	Health	Medicare				
2105		1.000		31,321	8,160	455	4,032	2,708	46,676

****Galv Cnty Production****

Position Personnel Budgeting

Model ID: 2022AP

Report Date: 09/07/2021

Org Key	Position	Salary		Group Health	Medicare	TCDRS	AUL	Total
		FTE	Grade Salary					
2205295100 Courthouse Security	001 DEP SHERIFF III	1.000	516 57,533	8,160	843	7,482	5,026	79,044
2205295100 Courthouse Security	002 DEP SHERIFF V	1.000	520 63,261	8,160	944	8,374	5,625	86,364
2205295100 Courthouse Security	003 DEP SHERIFF V	1.000	520 63,261	8,160	944	8,374	5,625	86,364
2205295100		3.000	184,055	24,480	2,731	24,230	16,276	251,772

****Galv Cnty Production****

Position Personnel Budgeting

Model ID: 2022AP

Report Date: 09/07/2021

Org Key	Position	Salary		Group		TCDRS	AUL	Total	
		FTE	Grade	Health	Medicare				
2205		3.000		184,055	24,480	2,731	24,230	16,276	251,772

****Galv Cnty Production****

Position Personnel Budgeting

Model ID: 2022AP

Report Date: 09/07/2021

Org Key	Position	Salary		Group Health	Medicare	TCDRS	AUL	Total
		FTE	Grade Salary					
2301312110 Administration	001 ROAD ADMINISTRA	1.000	230 115,428	8,160	1,674	14,856	9,979	150,097
2301312110 Administration	002 FINANCE & ADMIN	1.000	119 58,780	8,160	853	7,565	5,082	80,440
2301312110 Administration	009 ADMIN ASST II	1.000	113 46,470	8,160	674	5,981	4,018	65,303
2301312110 Administration	010 ADMIN ASST II	1.000	113 43,313	8,160	629	5,575	3,745	61,422
2301312110		4.000	263,991	32,640	3,830	33,977	22,824	357,262

****Galv Cnty Production****

Position Personnel Budgeting

Model ID: 2022AP

Report Date: 09/07/2021

Org Key	Position	Salary			Group Health	Medicare	TCDRS	AUL	Total
		FTE	Grade	Salary					
2301312120 F.M. Lateral Road	001 DRAINAGE MANAGE	1.000	119	58,780	8,160	853	7,565	5,082	80,440
2301312120 F.M. Lateral Road	003 PAVING MANAGER	1.000	121	69,407	8,160	1,007	8,933	6,001	93,508
2301312120 F.M. Lateral Road	004 HEAVY EQUIPMENT	1.000	109	40,854	8,160	593	5,258	3,532	58,397
2301312120 F.M. Lateral Road	005 HVY EQP OP III	1.000	110	47,148	8,160	684	6,068	4,076	66,136
2301312120 F.M. Lateral Road	008 PUBLIC WORKS SU	1.000	115	54,109	8,160	785	6,964	4,678	74,696
2301312120 F.M. Lateral Road	009 HVY EQP OP III	1.000	110	44,969	8,160	653	5,788	3,888	63,458
2301312120 F.M. Lateral Road	010 HVY EQP OP III	1.000	110	42,426	8,160	616	5,461	3,668	60,331
2301312120 F.M. Lateral Road	012 HVY EQP OP III	1.000	110	43,215	8,160	627	5,562	3,736	61,300
2301312120 F.M. Lateral Road	013 HEAVY EQUIPMENT	1.000	109	39,020	8,160	566	5,022	3,374	56,142
2301312120 F.M. Lateral Road	014 HVY EQP OP III	1.000	110	39,221	8,160	569	5,048	3,391	56,389
2301312120 F.M. Lateral Road	015 HVY EQUIP OP II	1.000	109	36,777	8,160	534	4,734	3,180	53,385
2301312120 F.M. Lateral Road	016 HEAVY EQUIPMENT	1.000	109	35,222	8,160	511	4,534	3,045	51,472
2301312120 F.M. Lateral Road	017 HEAVY EQUIPMENT	1.000	109	38,865	8,160	564	5,002	3,360	55,951
2301312120 F.M. Lateral Road	020 HEAVY EQUIPMENT	1.000	109	35,395	8,160	514	4,556	3,060	51,685
2301312120 F.M. Lateral Road	021 HEAVY EQUIPMENT	1.000	109	37,969	8,160	551	4,887	3,283	54,850
2301312120 F.M. Lateral Road	022 HEAVY EQUIPMENT	1.000	108	35,671	8,160	518	4,591	3,084	52,024
2301312120 F.M. Lateral Road	023 HEAVY EQUIPMENT	1.000	109	35,337	8,160	513	4,548	3,055	51,613
2301312120 F.M. Lateral Road	024 HEAVY EQUIPMENT	1.000	109	35,731	8,160	519	4,599	3,089	52,098
2301312120 F.M. Lateral Road	025 HVY EQP OP III	1.000	110	44,181	8,160	641	5,687	3,820	62,489
2301312120 F.M. Lateral Road	027 HEAVY EQUIPMENT	1.000	108	32,887	8,160	477	4,233	2,844	48,601
2301312120 F.M. Lateral Road	028 HEAVY EQUIPMENT	1.000	108	32,887	8,160	477	4,233	2,844	48,601
2301312120 F.M. Lateral Road	029 PUBLIC WORKS SU	1.000	115	53,756	8,160	780	6,919	4,648	74,263
2301312120 F.M. Lateral Road	030 HEAVY EQUIPMENT	1.000	109	38,325	8,160	556	4,933	3,314	55,288
2301312120 F.M. Lateral Road	033 HEAVY EQUIPMENT	1.000	108	32,887	8,160	477	4,233	2,844	48,601
2301312120 F.M. Lateral Road	034 HEAVY EQUIPMENT	1.000	108	34,443	8,160	500	4,433	2,978	50,514
2301312120 F.M. Lateral Road	043 HEAVY EQUIPMENT	1.000	108	33,874	8,160	492	4,360	2,929	49,815
2301312120 F.M. Lateral Road	045 HVY EQP OPER I	1.000	108	32,887	8,160	477	4,233	2,844	48,601
2301312120 F.M. Lateral Road	049 HEAVY EQUIPMENT	1.000	108	34,854	8,160	506	4,486	3,014	51,020
2301312120 F.M. Lateral Road	053 HEAVY EQUIPMENT	1.000	109	36,439	8,160	529	4,690	3,151	52,969
2301312120 F.M. Lateral Road	054 HVY EQP OP IV	1.000	110	39,974	8,160	580	5,145	3,456	57,315
2301312120 F.M. Lateral Road	057 PUBLIC WORKS SU	1.000	115	50,458	8,160	732	6,494	4,363	70,207
2301312120 F.M. Lateral Road	059 HVY EQP OP III	1.000	110	37,165	8,160	539	4,784	3,213	53,861
2301312120 F.M. Lateral Road	061 DRAINAGE MANAGE	1.000	119	61,639	8,160	894	7,933	5,329	83,955
2301312120 F.M. Lateral Road	062 PUBLIC WORKS SU	1.000	115	50,898	8,160	739	6,551	4,401	70,749
2301312120 F.M. Lateral Road	063 HVY EQP OP III	1.000	110	39,026	8,160	566	5,023	3,374	56,149
2301312120 F.M. Lateral Road	064 HVY EQP OP III	1.000	110	37,056	8,160	538	4,770	3,204	53,728

****Galv Cnty Production****

Position Personnel Budgeting

Model ID: 2022AP

Report Date: 09/07/2021

Org Key	Position	Salary			Group Health	Medicare	TCDRS	AUL	Total
		FTE	Grade	Salary					
2301312120 F.M. Lateral Road	065 HEAVY EQUIPMENT	1.000	109	40,869	8,160	593	5,260	3,534	58,416
2301312120 F.M. Lateral Road	066 HEAVY EQUIPMENT	1.000	109	34,531	8,160	501	4,445	2,986	50,623
2301312120 F.M. Lateral Road	067 PUBLIC WORKS SU	1.000	115	55,233	8,160	801	7,109	4,775	76,078
2301312120 F.M. Lateral Road	068 HEAVY EQUIP OP IV	1.000	115	39,974	8,160	580	5,145	3,456	57,315
2301312120 F.M. Lateral Road	069 HVY EQUIP OP II	1.000	109	37,428	8,160	543	4,817	3,236	54,184
2301312120 F.M. Lateral Road	070 HEO III	1.000	110	37,577	8,160	545	4,837	3,249	54,368
2301312120 F.M. Lateral Road	SALARY LAPSE	0	000	(200,000)	0	(2,900)	(25,740)	(17,290)	(245,930)
2301312120		42.000		1,539,364	342,720	22,340	198,133	133,098	2,235,655

****Galv Cnty Production****

Position Personnel Budgeting

Model ID: 2022AP

Report Date: 09/07/2021

Org Key	Position	Salary		Group		TCDRS	AUL	Total						
		FTE	Grade	Health	Medicare									
2301		46.000		1,803,355		375,360		26,170		232,110		155,922		2,592,917

****Galv Cnty Production****

Position Personnel Budgeting

Model ID: 2022AP

Report Date: 09/07/2021

Org Key	Position	Salary		Group Health	Medicare	TCDRS	AUL	Total	
		FTE	Grade						Salary
2303314300 Right Of Way	001 PLATTING & RIGH	1.000	123	77,077	8,160	1,118	9,920	6,664	102,939
2303314300		1.000		77,077	8,160	1,118	9,920	6,664	102,939

****Galv Cnty Production****

Position Personnel Budgeting

Model ID: 2022AP

Report Date: 09/07/2021

Org Key	Position	FTE	Salary	Grade	Salary	Group Health	Medicare	TCDRS	AUL	Total
2303		1.000	77,077			8,160	1,118	9,920	6,664	102,939

****Galv Cnty Production****

Position Personnel Budgeting

Model ID: 2022AP

Report Date: 09/07/2021

Org Key	Position	Salary			Group Health	Medicare	TCDRS	AUL	Total
		FTE	Grade	Salary					
2341313100 Road District #1	001 TOLL COLLECTOR	1.000	102	37,665	8,160	547	4,848	3,257	54,477
2341313100 Road District #1	002 TOLL COLLECTOR	1.000	102	37,665	8,160	547	4,848	3,257	54,477
2341313100 Road District #1	003 TOLL COLLECTOR	1.000	102	37,665	8,160	547	4,848	3,257	54,477
2341313100 Road District #1	004 TOLL COLLECTOR	1.000	102	38,418	8,160	558	4,945	3,322	55,403
2341313100 Road District #1	SALARY LAPSE	0	000	(12,000)	0	(174)	(1,545)	(1,038)	(14,757)
2341313100 Road District #1	SEASONAL	0	000	28,622	0	416	0	0	29,038
2341313100		4.000		168,035	32,640	2,441	17,944	12,055	233,115

****Galv Cnty Production****

Position Personnel Budgeting

Model ID: 2022AP

Report Date: 09/07/2021

Org Key	Position	Salary		Group		TCDRS	AUL	Total	
		FTE	Grade	Health	Medicare				
2341		4.000		168,035	32,640	2,441	17,944	12,055	233,115

****Galv Cnty Production****

Position Personnel Budgeting

Model ID: 2022AP

Report Date: 09/07/2021

Org Key	Position	Salary			Group Health	Medicare	TCDRS	AUL	Total
		FTE	Grade	Salary					
2370296100 Flood Control	003 HEAVY EQUIPMENT	1.000	108	33,710	8,160	489	4,339	2,915	49,613
2370296100 Flood Control	005 HVY EQP OP III	1.000	110	42,158	8,160	612	5,426	3,645	60,001
2370296100 Flood Control	007 HEAVY EQUIPMENT	1.000	109	37,683	8,160	547	4,850	3,258	54,498
2370296100 Flood Control	009 HVY EQP OP III	1.000	109	36,258	8,160	526	4,667	3,135	52,746
2370296100 Flood Control	014 HEAVY EQUIPMENT	1.000	108	32,887	8,160	477	4,233	2,844	48,601
2370296100 Flood Control	015 HVY EQP OP III	1.000	110	36,658	8,160	532	4,718	3,170	53,238
2370296100 Flood Control	016 HEAVY EQUIPMENT	1.000	108	35,151	8,160	510	4,524	3,039	51,384
2370296100 Flood Control	017 HEAVY EQUIPMENT	1.000	108	34,016	8,160	494	4,378	2,941	49,989
2370296100 Flood Control	018 HVY EQP OP III	1.000	110	37,326	8,160	542	4,804	3,227	54,059
2370296100 Flood Control	021 HEAVY EQUIPMENT	1.000	109	39,884	8,160	579	5,134	3,448	57,205
2370296100 Flood Control	055 HVY EQP OP III	1.000	110	41,981	8,160	609	5,403	3,630	59,783
2370296100 Flood Control	056 DR AND BE MANAG	1.000	119	64,286	8,160	933	8,274	5,558	87,211
2370296100 Flood Control	057 REG SERV COOD-B	.600	122	49,803	4,896	723	6,410	4,306	66,138
2370296100 Flood Control	SALARY LAPSE	0	000	(35,000)	0	(508)	(4,505)	(3,026)	(43,039)
2370296100		12.600		486,801	102,816	7,065	62,655	42,090	701,427

****Galv Cnty Production****

Position Personnel Budgeting

Model ID: 2022AP

Report Date: 09/07/2021

Org Key	Position	Salary		Group Health	Medicare	TCDRS	AUL	Total
		FTE	Grade Salary					
2370296110 Building Inspector	001 FLD PLN & P MGR	1.000	120 60,000	8,160	870	7,722	5,187	81,939
2370296110 Building Inspector	003 PERMIT TECHNICI	1.000	109 34,531	8,160	501	4,445	2,986	50,623
2370296110 Building Inspector	004 PERMIT TECHNICI	1.000	109 34,531	8,160	501	4,445	2,986	50,623
2370296110		3.000	129,062	24,480	1,872	16,612	11,159	183,185

****Galv Cnty Production****

Position Personnel Budgeting

Model ID: 2022AP

Report Date: 09/07/2021

Org Key	Position	Salary		Group Health	Medicare	TCDRS	AUL	Total
		FTE	Grade Salary					
2370296121 Seawall Maintenance	001 SEAWALL MAINTEN	1.000	122 84,817	8,160	1,230	10,916	7,333	112,456
2370296121 Seawall Maintenance	003 SEAWALL MAINTEN	1.000	108 33,874	8,160	492	4,360	2,929	49,815
2370296121 Seawall Maintenance	006 SEAWALL MAINTEN	1.000	108 33,677	8,160	489	4,335	2,912	49,573
2370296121 Seawall Maintenance	008 PUBLIC WORKS SU	1.000	115 49,661	8,160	721	6,392	4,294	69,228
2370296121 Seawall Maintenance	009 SEAWALL MAINTEN	1.000	108 37,004	8,160	537	4,763	3,199	53,663
2370296121 Seawall Maintenance	010 SEAWALL MAINTEN	1.000	108 36,181	8,160	525	4,657	3,128	52,651
2370296121		6.000	275,214	48,960	3,994	35,423	23,795	387,386

****Galv Cnty Production****

Position Personnel Budgeting

Model ID: 2022AP

Report Date: 09/07/2021

Org Key	Position	Salary		Group		TCDRS	AUL	Total	
		FTE	Grade	Health	Medicare				
2370		21.600		891,077	176,256	12,931	114,690	77,044	1,271,998

****Galv Cnty Production****

Position Personnel Budgeting

Model ID: 2022AP

Report Date: 09/07/2021

Org Key	Position	Salary			Group Health	Medicare	TCDRS	AUL	Total
		FTE	Grade	Salary					
2410411100 Mosquito Control District	001 MOSQUITO CONTRO	1.000	218	84,243	8,160	1,222	10,843	7,283	111,751
2410411100 Mosquito Control District	002 ADMIN ASST I	1.000	109	43,169	8,160	626	5,556	3,732	61,243
2410411100 Mosquito Control District	003 MQ CTRL SRV SPR	1.000	115	48,126	8,160	698	6,194	4,161	67,339
2410411100 Mosquito Control District	004 MOSQUITO CONTRO	1.000	115	55,936	8,160	812	7,199	4,836	76,943
2410411100 Mosquito Control District	007 MSQ SPR EQP OP	1.000	107	31,321	8,160	455	4,032	2,708	46,676
2410411100 Mosquito Control District	008 MSQ SPR EQP OP	1.000	107	36,185	8,160	525	4,657	3,129	52,656
2410411100 Mosquito Control District	009 MQ CTRL SRVL IN	1.000	107	31,321	8,160	455	4,032	2,708	46,676
2410411100 Mosquito Control District	010 MSQ SPR EQP OP	1.000	107	38,257	8,160	555	4,924	3,308	55,204
2410411100 Mosquito Control District	011 MSQ SPR EQP OP	1.000	107	31,321	8,160	455	4,032	2,708	46,676
2410411100 Mosquito Control District	012 MQ CTRL SRVL IN	1.000	107	39,171	8,160	568	5,042	3,387	56,328
2410411100 Mosquito Control District	013 MQ CTRL PRG CRD	1.000	115	59,026	8,160	856	7,597	5,103	80,742
2410411100 Mosquito Control District	017 MSQ SPR EQP OP	1.000	107	31,321	8,160	455	4,032	2,708	46,676
2410411100 Mosquito Control District	SALARY LAPSE	0	000	(25,000)	0	(363)	(3,218)	(2,162)	(30,743)
2410411100 Mosquito Control District	SEASONAL	0	000	35,000	0	508	0	0	35,508
2410411100		12.000		539,397	97,920	7,827	64,922	43,609	753,675

****Galv Cnty Production****

Position Personnel Budgeting

Model ID: 2022AP

Report Date: 09/07/2021

Org Key	Position	Salary		Group		TCDRS	AUL	Total	
		FTE	Grade	Health	Medicare				
2410		12.000		539,397	97,920	7,827	64,922	43,609	753,675

****Galv Cnty Production****

Position Personnel Budgeting

Model ID: 2022AP

Report Date: 09/07/2021

Org Key	Position	Salary			Group Health	Medicare	TCDRS	AUL	Total
		FTE	Grade	Salary					
2601522042 Beach Maintenance	057 REG SERV COOD-B	.400	122	33,202	3,264	482	4,274	2,871	44,093
2601522042 Beach Maintenance	004 BCHPRK STKR SPR	1.000	114	54,258	8,160	787	6,983	4,691	74,879
2601522042 Beach Maintenance	005 BCH STK AST SPR	1.000	106	15,363	8,160	223	1,978	1,329	27,053
2601522042 Beach Maintenance	SEASONAL	0	000	95,000	0	1,378	0	0	96,378
2601522042		2.400		197,823	19,584	2,870	13,235	8,891	242,403

****Galv Cnty Production****

Position Personnel Budgeting

Model ID: 2022AP

Report Date: 09/07/2021

Org Key	Position	Salary		Group		TCDRS	AUL	Total	
		FTE	Grade	Health	Medicare				
2601		2.400		197,823	19,584	2,870	13,235	8,891	242,403

On this the 14th day of June, 2021, the Commissioners' Court of Galveston County, Texas convened in a Commissioners Court meeting with the following members thereof present:

Mark Henry, County Judge
Darrell A. Apffel, Commissioner, Precinct No. 1
Joe Giusti, Commissioner, Precinct No. 2
Stephen D. Holmes, Commissioner, Precinct No. 3
Kenneth Clark, Commissioner, Precinct No. 4; and
Dwight D. Sullivan, County Clerk

when the following proceedings, among others, were had, to-wit:

An Order Granting Various Residence Homestead Exemptions From the 2021 Tax Levy Pursuant to V.T.C.A., Tax Code §11.13 and §11.131.

Whereas, V.T.C.A., Tax Code §11.13 and §11.131 provides for the granting of various residence homestead exemptions. Through the years the Commissioners' Court of Galveston County has granted such exemptions; and

Whereas, the Court desires to continue to provide for such exemptions.

It is Therefore Ordered that the Commissioners' Court hereby exempts from its 2021 Tax Levy the first Sixty Thousand (\$60,000.00) Dollars of the assessed value of residence homestead of persons, married or unmarried, including those living alone, who are under disability for purposes of payment of disability insurance benefits under Federal Old-Age, Survivors, and Disability Insurance or its successor, as provided in Article 8, §1-b (b), Constitution of the State of Texas.

It is Further Ordered that the Commissioners' Court hereby exempts from such ad valorem taxes the first Sixty Thousand (\$60,000.00) Dollars of the assessed value of residence homestead of persons, married or unmarried, including those living alone who are sixty-five years of age or older, as provided in Article 8, §1-b(b), Constitution of the State of Texas.

It is Further Ordered that as provided in Article 8, §1-b(f) Constitution of the State of Texas and V.T.C.A., Tax Code §11.13(q), the surviving spouse of an individual who received an exemption under §1-b(b) for the residence homestead of a person sixty-five (65) years of age or older is entitled to an exemption for the same property in an amount equal to that of the exemption for which the deceased spouse qualified if the deceased spouse died in a year in which the deceased spouse qualified for the exemption, the surviving spouse was fifty-five (55) years of age or older when the deceased spouse died, and the property was the residence homestead of the surviving spouse when the deceased spouse died and remains the residence homestead of the surviving spouse. A person who receives an exemption under §1-b(b), Constitution of the State of Texas, is not entitled to an exemption under this paragraph. Also, an individual who receives an exemption

under V.T.C.A., Tax Code 11.13(d) is not entitled to an exemption under V.T.C.A., §11.13(q).

It is Further Ordered that as provided in Article 8, §1-b(b) Constitution of the State of Texas and V.T.C.A., Tax Code §11.13(h), an eligible disabled person who is sixty-five (65) years of age or older may not receive both the "disability" and the "over sixty-five" exemptions as immediately set forth above but may choose either the "disability" exemption or the "over sixty-five" exemption as his residence homestead exemption. Joint, community or successive owners may not each receive the same exemption for the same residence homestead in the same year. In addition, a person may not receive an exemption under V.T.C.A., Tax Code §11.13(h) for more than one residence homestead in the same year.

It is Further Ordered that as provided in V.T.C.A., Tax Code §11.13(l) a qualified residential structure does not lose its character as a residence homestead when the owner who qualifies for the exemption temporarily stops occupying it as a principal residence if the owner otherwise complies with the conditions set forth in this section.

It is Further Ordered that Galveston County hereby exempts the first Three Thousand (\$3,000.00) Dollars of the assessed value on the residential homestead from its Farm to Market Lateral Road and Flood Tax Levy as provided in Article 8, §1-a of the Constitution of the State of Texas. As provided for in V.T.C.A., Tax Code §11.13(g), an individual may not receive the "Farm to Market" exemption in addition to the "over sixty-five" or "disability" exemption but is entitled to take only the "over sixty-five" or "disability" exemption.

It is Further Ordered that in addition to all other applicable exemptions that Galveston County hereby exempts from all its ad valorem taxes the greater of \$5,000.00 or twenty percent (20%) of the assessed value of the residence homestead of a married or unmarried adult, including one living alone, as provided in Article 8, §1-b(e), Constitution of the State of Texas and V.T.C.A., Tax Code §11.13(n).

It is Further Ordered that pursuant to Tax Code §11.131 a disabled veteran who receives from the United States Department of Veterans Affairs or its successor 100 percent disability compensation due to a service-connected disability and a rating of 100 percent disabled or of individual unemployability is entitled to an exemption from taxation of the total appraised value of the veteran's residence homestead.

It is Further Ordered that the surviving spouse of a disabled veteran who qualified for an exemption under the guidelines adopted in the preceding paragraph when the disabled veteran died is entitled to an exemption from taxation of the total appraised value of the same property to which the disabled veteran's exemption applied if:

- (1) the surviving spouse has not remarried since the death of the disabled veteran;
and
- (2) the property:
 - (a) was the residence homestead of the surviving spouse when the disabled veteran died; and

(b) remains the residence homestead of the surviving spouse.

It is Further Ordered that if a surviving spouse who qualifies for an exemption under the immediately preceding paragraph subsequently qualifies a different property as the surviving spouse's residence homestead, the surviving spouse is entitled to an exemption from taxation of the subsequently qualified homestead in an amount equal to the dollar amount of the exemption from taxation of the former homestead under the immediately preceding paragraph in the last year in which the surviving spouse received an exemption under that subsection for that homestead if the surviving spouse has not remarried since the death of the disabled veteran. The surviving spouse is entitled to receive from the chief appraiser of the appraisal district in which the former residence homestead was located a written certificate providing the information necessary to determine the amount of the exemption to which the surviving spouse is entitled on the subsequently qualified homestead.


Upon Motion Duly Made and Seconded, the above foregoing Orders are hereby passed by Commissioners' Court meeting on this the 14th day of June, 2021.

County of Galveston




Mark A. Henry
County Judge

Attest:



Dwight D. Sullivan,
County Clerk



On this the 14th day of June, 2021, the Commissioners' Court of Galveston County, Texas convened in a Commissioners Court meeting with the following members thereof present:

Mark Henry, County Judge
Darrell A. Apffel, Commissioner, Precinct No. 1
Joe Giusti, Commissioner, Precinct No. 2
Stephen D. Holmes, Commissioner, Precinct No. 3
Kenneth Clark, Commissioner, Precinct No. 4; and
Dwight D. Sullivan, County Clerk

when the following proceedings, among others, were had, to-wit:

An Order Authorizing the Split Payment of 2021 Ad-Valorem Taxes Pursuant to V.T.C.A., Tax Code §31.03.

Whereas, V.T.C.A., Tax Code §31.03 (a) provides that the governing body of a taxing unit that collects its own taxes may provide that a person who pays one-half of the unit's taxes before December 1 may pay the remaining one-half of the taxes without penalty or interest before July 1 of the following year; and

Whereas, V.T.C.A. §31.03 (b) provides that the split-payment option, if adopted, applies to taxes for all units for which the adopting unit collects taxes; and

Whereas, attached to this Order is a list of other taxing entities for which Galveston County currently collects ad-valorem taxes; and

Whereas, V.T.C.A. §31.03 (d) provides that the governing body of a taxing unit that has its taxes collected by another taxing unit that has adopted the split-payment option under §31.03 (a) may provide, in the manner required by law for official action by the body, that the split-payment option does not apply to the taxing unit's taxes collected by the other taxing unit; and

Whereas, it is the desire of the Commissioners' Court to provide for this split pay option for Galveston County and Galveston County Road and Flood.

Now, Therefore Be it Ordered that the **Commissioners' Court**, for and on behalf of Galveston County, Galveston County Road and Flood and all other taxing units for which Galveston County collects taxes hereby adopts the split pay provisions of V.T.C.A., Tax Code §31.03 (a) and (b) on the collection of 2021 Ad Valorem Taxes.

Be it Further Ordered that copies of this Order be sent to each taxing entity for which Galveston County collects taxes in order to enable them to make a determination as to whether the

split-payment option also applies to their entity.

Be it Further Requested that to help enable the **Galveston County Tax Office** to properly prepare tax statements for each entity for which Galveston County collects ad-valorem taxes that any entity that makes a determination that the split-payment option does not apply to it notify the **Hon. Cheryl E. Johnson** of such decision by no later than August 1, 2021.

Upon Motion Duly Made and Seconded, the above foregoing Orders are hereby passed by Commissioners' Court meeting of this the 14th day of June, 2021.

County of Galveston



Mark A. Henry
County Judge

Attest:



Dwight D. Sullivan,
County Clerk



Schedule of Proposed Changes in Salaries & Allowances for Elected Officials

The proposed changes in salaries and allowances for elected officials are recommended in the FY 2022 Galveston County Budget scheduled for public hearing on *Tuesday, September 7, 2021, at 10:00 A.M.* in the first floor Commissioners Courtroom of the County Courthouse located at 722 Moody, Galveston, Texas.

Title	FY 2021		FY 2022		FY 2022 Max Increase	Auto Allowance	Footnotes
	Salary	State Paid	Salary	State Paid			
10th District Judge	\$172,000	\$154,000	\$186,000	\$168,000	\$14,000	\$0	(1)*
56th District Judge	\$194,400	\$176,400	\$194,400	\$176,400	\$0	\$0	(1)*
122nd District Judge	\$199,400	\$181,400	\$199,400	\$181,400	\$0	\$0	(1)(2)*
212th District Judge	\$172,000	\$154,000	\$172,000	\$154,000	\$0	\$0	(1)*
306th District Judge	\$172,000	\$154,000	\$172,000	\$154,000	\$0	\$0	(1)*
405th District Judge	\$158,000	\$140,000	\$158,000	\$140,000	\$0	\$0	(1)*
Criminal District Attorney	\$186,000	\$168,000	\$186,000	\$168,000	\$0	\$0	(1)*
County Judge	\$192,600	\$25,200	\$192,600	\$25,200	\$0	\$14,400	(5)(7)(8)*
Commissioner - Precinct 1	\$120,500	\$0	\$120,500	\$0	\$0	\$14,400	(7)*
Commissioner - Precinct 2	\$120,500	\$0	\$120,500	\$0	\$0	\$14,400	(7)*
Commissioner - Precinct 3	\$120,500	\$0	\$120,500	\$0	\$0	\$14,400	(7)*
Commissioner - Precinct 4	\$120,500	\$0	\$120,500	\$0	\$0	\$14,400	(7)*
Tax Assessor-Collector	\$112,750	\$0	\$112,750	\$0	\$0	\$0	*
County Clerk	\$112,750	\$0	\$112,750	\$0	\$0	\$0	*
County Treasurer	\$112,750	\$0	\$112,750	\$0	\$0	\$0	*
District Clerk	\$112,750	\$0	\$112,750	\$0	\$0	\$0	*
County Sheriff	\$150,000	\$0	\$150,000	\$0	\$0	\$0	(6)*
County Court #1 Judge	\$191,000	\$0	\$186,000	\$0	(\$5,000)	\$0	(3)*
County Court #2 Judge	\$158,000	\$0	\$177,000	\$0	\$19,000	\$0	(3)(4)*
County Court #3 Judge	\$172,000	\$0	\$172,000	\$0	\$0	\$0	(3)*
Probate Court Judge	\$186,000	\$0	\$186,000	\$0	\$0	\$0	(9)*
J.P. - Precinct 1	\$89,000	\$0	\$89,000	\$0	\$0	\$4,200	*
J.P. - Precinct 2	\$89,000	\$0	\$89,000	\$0	\$0	\$5,700	*
J.P. - Precinct 3	\$89,000	\$0	\$89,000	\$0	\$0	\$6,700	*
J.P. - Precinct 4	\$89,000	\$0	\$89,000	\$0	\$0	\$0	*
Constable - Precinct 1	\$78,000	\$0	\$78,000	\$0	\$0	\$14,400	(7)*
Constable - Precinct 2	\$78,000	\$0	\$78,000	\$0	\$0	\$14,400	(7)*
Constable - Precinct 3	\$78,000	\$0	\$78,000	\$0	\$0	\$14,400	(7)*
Constable - Precinct 4	\$78,000	\$0	\$78,000	\$0	\$0	\$14,400	(7)*

(1) District Court Judges can receive up to a maximum salary match from the county of \$18,000 per Government Code 659.012 and 32.001. The District Attorney is compensated per Government Code 46.003.

(2) The District Court Judges elect a District Local Administrative Judge who receives a \$5,000 annual supplement.

(3) County Court at Law Judges must be paid not less than \$1,000 less than the total annual salary received by a district judge in the county per Government Code 25.0005(a).

(4) The County Court Judges elect a County Court at Law Local Administrative Judge who receives a \$5,000 annual supplement.

(5) The County Judge, per Local Government Code 152.904(c), must be paid equal to or greater than 90% of any District Judge in Galveston County.

(6) The Galveston County Sheriff is assigned a County Sheriff's vehicle for transportation. No allowance is given.

(7) Auto allowance is \$14,400 per fiscal year or \$1,200 per month in office.

(8) The County Judge receives a supplement from the state equal to 18% annual base compensation of a District Judge per Government Code 26.006.

(9) Probate Court Judge must be paid an amount that is at least equal to the total annual salary received by a district judge in the county per Government Code 25.0023(a).

* Based on 26 bi-weekly pay periods

**NOTICE OF
PUBLIC HEARING
on the FY 2022
Galveston County Budget**
The Galveston County
Commissioners Court
will hold a public hearing on the
FY 2022 budget
on September 7, 2021 at 10:00 a.m.
at the County Courthouse
First Floor Commissioners Courtroom
722 Moody
Galveston, TX

As proposed, this budget will raise less total property taxes than last year's budget by an amount of (\$227,494), or a 0.1605951 percent decrease, and of that amount \$1,424,903 is tax revenue to be raised from new property added to the tax roll this year.

ALLOWANCE SUMMARY
FY 2022 Adopted Allowances

Department	Position	Position Number	Allowance	Account #	Account Name	Monthly
County Judge	County Judge	111000-1	Elected	1101-111000-5111003	Auto Allowance*	\$1,200
County Commissioner, Precinct 1	Commissioner Precinct #1	111101-1	Elected	1101-111101-5111003	Auto Allowance*	\$1,200
County Commissioner, Precinct 2	Commissioner Precinct #2	111102-1	Elected	1101-111102-5111003	Auto Allowance*	\$1,200
County Commissioner, Precinct 3	Commissioner Precinct #3	111103-1	Elected	1101-111103-5111003	Auto Allowance*	\$1,200
County Commissioner, Precinct 4	Commissioner Precinct #4	111104-1	Elected	1101-111104-5111003	Auto Allowance*	\$1,200
Justice of the Peace 1	Justice of the Peace	123111-1	Elected	1101-123111-5111003	Auto-Allowance	\$350
Justice of the Peace 2	Justice of the Peace	123201-1	Elected	1101-123201-5111003	Auto-Allowance	\$475
Justice of the Peace 3	Justice of the Peace	123301-1	Elected	1101-123301-5111003	Auto-Allowance	\$558
Constable, Precinct 3	Constable-Precinct 3	223300-1	Elected	1101-223300-5111003	Auto Allowance*	\$1,200
Constable, Precinct 2	Constable-Precinct 2	223400-1	Elected	1101-223400-5111003	Auto Allowance*	\$1,200
Constable, Precinct 1	Constable-Precinct 1	223700-1	Elected	1101-223700-5111003	Auto Allowance*	\$1,200
Constable, Precinct 4	Constable-Precinct 4	223800-1	Elected	1101-223800-5111003	Auto Allowance*	\$1,200
County Engineer	Engineering Specialist	190100-6	Appointed	1101-190100-5111003	Auto Allowance**	\$150
Total Allowances:						<u>\$12,333</u>

*A Full Auto Allowance for elected officials is budgeted at \$1,200/month in office for FY 2022. Auto Allowances paid to elected officials are fixed for the duration of the fiscal year. Elected Officials Allowances are set annually by Commissioners Court and can be found in the published list of Elected Official Salaries.

**The Auto Allowance paid to Employees will vary throughout the fiscal year and is dependent upon the surveyed price of regular grade gasoline in Galveston County, which is monitored by the Professional Services Department.

2021 Tax Rate Calculation Worksheet

Date: 08/05/2021 05:12 PM

Taxing Units Other Than School Districts or Water Districts

Galveston County

Taxing Unit Name

Phone (area code and number)

Taxing Unit's Address, City, State, ZIP Code

Taxing Unit's Website Address

GENERAL INFORMATION: Tax Code Section 26.04(c) requires an officer or employee designated by the governing body to calculate the No-New-Revenue (NNR) tax rate and Voter-Approval tax rate for the taxing unit. These tax rates are expressed in dollars per \$100 of taxable value calculated. The calculation process starts after the chief appraiser delivers to the taxing unit the certified appraisal roll and the estimated values of properties under protest. The designated officer or employee shall certify that the officer or employee has accurately calculated the tax rates and used values shown for the certified appraisal roll or certified estimate. The officer or employee submits the rates to the governing body by Aug. 7 or as soon thereafter as practicable.

School districts do not use this form, but instead use Comptroller Form 50-859 *Tax Rate Calculation Worksheet, School Districts without Chapter 313 Agreements* or Comptroller Form 50-884 *Tax Rate Calculation Worksheet, School District with Chapter 313 Agreements*.

Water districts as defined under Water Code Section 49.001(1) do not use this form, but instead use Comptroller Form 50-858 *Water District Voter-Approval Tax Rate Worksheet for Low Tax Rate and Developing Districts* or Comptroller Form 50-860 *Developed Water District Voter-Approval Tax Rate Worksheet*.

The Comptroller's office provides this worksheet to assist taxing units in determining tax rates. The information provided in this worksheet is offered as technical assistance and not legal advice. Taxing units should consult legal counsel for interpretations of law regarding tax rate preparation and adoption.

SECTION 1: No-New-Revenue Tax Rate

The NNR tax rate enables the public to evaluate the relationship between taxes for the prior year and for the current year based on a tax rate that would produce the same amount of taxes (no new taxes) if applied to the same properties that are taxed in both years. When appraisal values increase, the NNR tax rate should decrease.

The NNR tax rate for a county is the sum of the NNR tax rates calculated for each type of tax the county levies.

While uncommon, it is possible for a taxing unit to provide an exemption for only maintenance and operations taxes. In this case, the taxing unit will need to calculate the NNR tax rate separately for the maintenance and operations tax and the debt tax, then add the two components together.

No-New-Revenue Tax Rate Worksheet	Amount/Rate
1. 2020 total taxable value. Enter the amount of 2020 taxable value on the 2020 tax roll today. Include any adjustments since last year's certification; exclude Tax Code Section 25.25(d) one-fourth and one-third over-appraisal corrections from these adjustments. Exclude any property value subject to an appeal under Chapter 42 as of July 25 (will add undisputed value in Line 6). This total includes the taxable value of homesteads with tax ceilings (will deduct in Line 2) and the captured value for tax increment financing (adjustment is made by deducting TIF taxes, as reflected in Line 17). ¹	\$33,432,031,392
2. 2020 tax ceilings. Counties, cities and junior college districts. Enter 2020 total taxable value of homesteads with tax ceilings. These include the homesteads of homeowners age 65 or older or disabled. Other taxing units enter 0. If your taxing units adopted the tax ceiling provision in 2020 or a prior year for homeowners age 65 or older or disabled, use this step. ²	\$3,007,439,088
3. Preliminary 2020 adjusted taxable value. Subtract Line 2 from Line 1.	\$30,424,592,304
4. 2020 total adopted tax rate.	\$0.465128/\$100
5. 2020 taxable value lost because court appeals of ARB decisions reduced 2020 appraised value.	
A. Original 2020 ARB values:	\$215,029,140
B. 2020 values resulting from final court decisions:	\$196,543,030

C. 2020 value loss. Subtract B from A. ³	\$18,486,110
6. 2020 taxable value subject to an appeal under Chapter 42, as of July 25.	
A. 2020 ARB certified value:	\$0
B. 2020 disputed value:	\$0
C. 2020 undisputed value. Subtract B from A. ⁴	\$0
7. 2020 Chapter 42 related adjusted values Add Line 5C and Line 6C.	\$18,486,110
8. 2020 taxable value, adjusted for actual and potential court-ordered adjustments. Add Line 3 and Line 7.	\$30,443,078,414
9. 2020 taxable value of property in territory the taxing unit deannexed after Jan. 1, 2020. Enter the 2020 value of property in deannexed territory. ⁵	\$0
10. 2020 taxable value lost because property first qualified for an exemption in 2021. If the taxing unit increased an original exemption, use the difference between the original exempted amount and the increased exempted amount. Do not include value lost due to freeport, goods-in-transit, temporary disaster exemptions. Note that lowering the amount or percentage of an existing exemption in 2021 does not create a new exemption or reduce taxable value.	
A. Absolute exemptions. Use 2020 market value:	\$6,976,971
B. Partial exemptions. 2021 exemption amount or 2021 percentage exemption times 2020 value:	\$354,339,892
C. Value loss. Add A and B. ⁵	\$361,316,863
11. 2020 taxable value lost because property first qualified for agricultural appraisal (1-d or 1-d-1), timber appraisal, recreational/scenic appraisal or public access airport special appraisal in 2021. Use only properties that qualified in 2021 for the first time; do not use properties that qualified in 2020.	
A. 2020 market value:	\$5,845,779
B. 2021 productivity or special appraised value:	\$36,360
C. Value loss. Subtract B from A. ⁷	\$5,809,419
12. Total adjustments for lost value. Add lines 9, 10C and 11C.	\$367,126,282
13. 2020 captured value of property in a TIF. Enter the total value of 2020 captured appraised value of property taxable by a taxing unit in a tax increment financing zone for which 2020 taxes were deposited into the tax increment fund. ⁸ If the taxing unit has no captured appraised value in line 18D, enter 0.	\$648,285,560
14. 2020 total value. Subtract Line 12 and Line 13 from Line 8.	\$29,427,666,572
15. Adjusted 2020 total levy. Multiply Line 4 by Line 14 and divide by \$100.	\$136,876,316
16. Taxes refunded for years preceding tax year 2020. Enter the amount of taxes refunded by the taxing unit for tax years preceding tax year 2020. Types of refunds include court decisions, Tax Code Section 25.25(b) and (c) corrections and Tax Code Section 31.11 payment errors. Do not include refunds for tax year 2020. This line applies only to tax years preceding tax year 2020. ⁸	\$434,919

17. Adjusted 2020 levy with refunds and TIF adjustment. Add Lines 15 and 16. ¹⁰	\$137,311,235
<p>18. Total 2021 taxable value on the 2021 certified appraisal roll today. This value includes only certified values or certified estimate of values and includes the total taxable value of homesteads with tax ceilings (will deduct in Line 20). These homesteads include homeowners age 65 or older or disabled.¹¹</p> <p>A. Certified values:</p> <p>B. Counties: Include railroad rolling stock values certified by the Comptroller's office:</p> <p>C. Pollution control and energy storage system exemption: Deduct the value of property exempted for the current tax year for the first time as pollution control or energy storage system property:</p> <p>D. Tax increment financing: Deduct the 2021 captured appraised value of property taxable by a taxing unit in a tax increment financing zone for which the 2021 taxes will be deposited into the tax increment fund. Do not include any new property value that will be included in Line 23 below.¹²</p> <p>E. Total 2021 value. Add A and B, then subtract C and D.</p>	<p>\$36,644,640,535</p> <p>\$17,246,318</p> <p>\$0</p> <p>\$825,291,442</p> <p>\$35,836,595,411</p>
<p>19. Total value of properties under protest or not included on certified appraisal roll.¹³</p> <p>A. 2021 taxable value of properties under protest. The chief appraiser certifies a list of properties still under ARB protest. The list shows the appraisal district's value and the taxpayer's claimed value, if any, or an estimate of the value if the taxpayer wins. For each of the properties under protest, use the lowest of these values. Enter the total value under protest.¹⁴</p> <p>B. 2021 value of properties not under protest or included on certified appraisal roll. The chief appraiser gives taxing units a list of those taxable properties that the chief appraiser knows about, but are not included in the appraisal roll certification. These properties also are not on the list of properties that are still under protest. On this list of properties, the chief appraiser includes the market value, appraised value and exemptions for the preceding year and a reasonable estimate of the market value, appraised value and exemptions for the current year. Use the lower market, appraised or taxable value (as appropriate). Enter the total value of property not on the certified roll.¹⁵</p> <p>C. Total value under protest or not certified: Add A and B.</p>	<p>\$1,620,177,418</p> <p>\$0</p> <p>\$1,620,177,418</p>
<p>20. 2021 tax ceilings. Counties, cities and junior colleges enter 2021 total taxable value of homesteads with tax ceilings. These include the homesteads of homeowners age 65 or older or disabled. Other taxing units enter 0. If your taxing units adopted the tax ceiling provision in 2020 or a prior year for homeowners age 65 or older or disabled, use this step.¹⁶</p>	\$3,523,766,307
<p>21. 2021 total taxable value. Add Lines 18E and 19C. Subtract Line 20.¹⁷</p>	\$33,933,006,522
<p>22. Total 2021 taxable value of properties in territory annexed after Jan. 1, 2020. Include both real and personal property. Enter the 2021 value of property in territory annexed.¹⁸</p>	\$0
<p>23. Total 2021 taxable value of new improvements and new personal property located in new improvements. New means the item was not on the appraisal roll in 2020. An improvement is a building, structure, fixture or fence erected on or affixed to land. New</p>	\$844,390,795

additions to existing improvements may be included if the appraised value can be determined. New personal property in a new improvement must have been brought into the taxing unit after Jan. 1, 2020, and be located in a new improvement. New improvements do include property on which a tax abatement agreement has expired for 2021. ¹⁹	
24. Total adjustments to the 2021 taxable value. Add Lines 22 and 23.	\$844,390,795
25. Adjusted 2021 taxable value. Subtract Line 24 from Line 21.	\$33,088,615,727
26. 2021 NNR tax rate. Divide Line 17 by Line 25 and multiply by \$100. ²⁰	\$0.414980/\$100
27. COUNTIES ONLY. Add together the NNR tax rates for each type of tax the county levies. The total is the 2021 county NNR tax rate. ²¹	\$0.424540/\$100

¹Tex. Tax Code Section 26.012(14)

²Tex. Tax Code Section 26.012(14)

³Tex. Tax Code Section 26.012(13)

⁴Tex. Tax Code Section 26.012(13)

⁵Tex. Tax Code Section 26.012(15)

⁶Tex. Tax Code Section 26.012(15)

⁷Tex. Tax Code Section 26.012(15)

⁸Tex. Tax Code Section 26.03(c)

⁹Tex. Tax Code Section 26.012(13)

¹⁰Tex. Tax Code Section 26.012(13)

¹¹Tex. Tax Code Section 26.012,26.04(c-2)

¹²Tex. Tax Code Section 26.03(c)

¹³Tex. Tax Code Section 26.01(c) and (d)

¹⁴Tex. Tax Code Section 26.01(c)

¹⁵Tex. Tax Code Section 26.01(d)

¹⁶Tex. Tax Code Section 26.012(6)(b)

¹⁷Tex. Tax Code Section 26.012(6)

¹⁸Tex. Tax Code Section 26.012(17)

¹⁹Tex. Tax Code Section 26.012(17)

²⁰Tex. Tax Code Section 26.04(c)

²¹Tex. Tax Code Section 26.04(d)

²²*Reserved for expansion*

²³Tex. Tax Code Section 26.044

²⁴Tex. Tax Code Section 26.0441

SECTION 2: Voter-Approval Tax Rate

The voter-approval tax rate is the highest tax rate that a taxing unit may adopt without holding an election to seek voter approval of the rate. The voter-approval tax rate is split into two separate rates:

1. **Maintenance and Operations (M&O) Tax Rate:** The M&O portion is the tax rate that is needed to raise the same amount of taxes that the taxing unit levied in the prior year plus the applicable percentage allowed by law. This rate accounts for such things as salaries, utilities and day-to-day operations
2. **Debt Rate:** The debt rate includes the debt service necessary to pay the taxing unit's debt payments in the coming year. This rate accounts for principal and interest on bonds and other debt secured by property tax revenue.

The Voter-Approval tax rate for a county is the sum of the Voter-Approval tax rates calculated for each type of tax the county levies. In most cases the Voter-Approval tax rate exceeds the No-New-Revenue tax rate, but occasionally decreases in a taxing unit's debt service will cause the NNR tax rate to be higher than the voter-approval tax rate.

Voter-Approval Tax Rate Worksheet	Amount/Rate
28. 2020 M&O tax rate. Enter the 2020 M&O tax rate.	\$0.386228/\$100
29. 2020 taxable value, adjusted for actual and potential court-ordered adjustments. Enter the amount in Line 8 of the <i>No-New-Revenue Tax Rate Worksheet</i> .	\$30,443,078,414
30. Total 2020 M&O levy. Multiply Line 28 by Line 29 and divide by \$100.	\$117,579,692
31. Adjusted 2020 levy for calculating NNR M&O rate. A. M&O taxes refunded for years preceding tax year 2020 Enter the amount of M&O taxes refunded in the preceding year for taxes before that year. Types of refunds include court decisions, Tax Code Section 25.25(b) and (c) corrections and Tax Code Section 31.11 payment errors. Do not include refunds for tax year 2020. This line applies only to tax years preceding tax year 2020.	\$354,833
B. 2020 taxes in TIF Enter the amount of taxes paid into the tax increment fund for a reinvestment zone as agreed by the taxing unit. If the taxing unit has no 2021 captured appraised value in Line 18D, enter 0.	\$1,517,074
C. 2020 transferred function. If discontinuing all of a department, function or activity and transferring it to another taxing unit by written contract, enter the amount spent by the taxing unit discontinuing the function in the 12 months preceding the month of this calculation. If the taxing unit did not operate this function for this 12-month period, use the amount spent in the last full fiscal year in which the taxing unit operated the function. The taxing unit discontinuing the function will subtract this amount in D below. The taxing unit receiving the function will add this amount in D below. Other taxing units enter 0.	\$0
D. 2020 M&O levy adjustments. Subtract B from A. For taxing unit with C, subtract if discontinuing function and add if receiving function.	\$-1,162,241
E. Add Line 30 to 31D.	\$116,417,451
32. Adjusted 2021 taxable value. Enter the amount in Line 25 of the <i>No-New-Revenue Tax Rate Worksheet</i> .	\$33,088,615,727
33. 2021 NNR M&O rate (unadjusted). Divide Line 31E by Line 32 and multiply by \$100.	\$0.351835/\$100
34. Rate adjustment for state criminal justice mandate.²³ A. 2021 state criminal justice mandate: Enter the amount spent by a county in the previous 12 months providing for the maintenance and operation cost of keeping inmates in county-paid facilities after they have been sentenced. Do not include any state reimbursement received by the county for the same purpose.	\$881,117
B. 2020 state criminal justice mandate: Enter the amount spent by a county in the 12 months prior to the previous 12 months providing for the maintenance and operation cost of	\$1,479,025

<p>keeping inmates in county-paid facilities after they have been sentenced. Do not include any state reimbursement received by the county for the same purpose. Enter zero if this is the first time the mandate applies.</p> <p>C. Subtract B from A and divide by Line 32 and multiply by \$100.</p> <p>D. Enter the rate calculated in C. If not applicable, enter 0.</p>	<p>\$-0.001807/\$100</p> <p>\$0.000000/\$100</p>
<p>35. Rate adjustment for indigent health care expenditures.²⁴</p> <p>A. 2021 indigent health care expenditures: Enter the amount paid by a taxing unit providing for the maintenance and operation cost of providing indigent health care for the period beginning on July 1, 2020 and ending on June 30, 2021, less any state assistance received for the same purpose.</p> <p>B. 2020 indigent health care expenditures: Enter the amount paid by a taxing unit providing for the maintenance and operation cost of providing indigent health care for the period beginning on July 1, 2019 and ending on June 30, 2020, less any state assistance received for the same purpose.</p> <p>C. Subtract B from A and divide by Line 32 and multiply by \$100.</p> <p>D. Enter the rate calculated in C. If not applicable, enter 0.</p>	<p>\$3,006,920</p> <p>\$2,806,798</p> <p>\$0.000604/\$100</p> <p>\$0.000604/\$100</p>
<p>36. Rate adjustment for county indigent defense compensation.²⁵</p> <p>A. 2021 indigent defense compensation expenditures: Enter the amount paid by a county to provide appointed counsel for indigent individuals for the period beginning on July 1, 2020 and ending on June 30, 2021, less any state grants received by the county for the same purpose.</p> <p>B. 2020 indigent defense compensation expenditures: Enter the amount paid by a county to provide appointed counsel for indigent individuals for the period beginning on July 1, 2019 and ending on June 30, 2020, less any state grants received by the county for the same purpose.</p> <p>C. Subtract B from A and divide by Line 32 and multiply by \$100.</p> <p>D. Multiply B by 0.05 and divide by Line 32 and multiply by \$100.</p> <p>E. Enter the lessor of C and D. If not applicable, enter 0.</p>	<p>\$2,944,980</p> <p>\$3,070,168</p> <p>\$-0.000379/\$100</p> <p>\$0.000463/\$100</p> <p>\$0.000000/\$100</p>
<p>37. Rate adjustment for county hospital expenditures.²⁶</p> <p>A. 2021 eligible county hospital expenditures: Enter the amount paid by the county or municipality to maintain and operate an eligible county hospital for the period beginning on July 1, 2020 and ending on June 30, 2021.</p> <p>B. 2020 eligible county hospital expenditures: Enter the amount paid by the county or municipality to maintain and operate an eligible county hospital for the period beginning on July 1, 2019 and ending on June 30, 2020.</p> <p>C. Subtract B from A and divide by Line 32 and multiply by \$100.</p> <p>D. Multiply B by 0.08 and divide by Line 32 and multiply by \$100.</p>	<p>\$0</p> <p>\$0</p> <p>\$0.000000/\$100</p>

E. Enter the lessor of C and D, if applicable. If not applicable, enter 0.	\$0.000000/\$100 \$0.000000/\$100
<p>38. Rate adjustment for defunding municipality. This adjustment only applies to a municipality that is considered to be a defunding municipality for the current tax year under Chapter 109, Local Government Code. Chapter 109, Local Government Code only applies to municipalities with a population of more than 250,000 and includes a written determination by the Office of the Governor. See Tax Code 26.0444 for more information.</p> <p>A. Amount appropriated for public safety in 2020. Enter the amount of money appropriated for public safety in the budget adopted by the municipality for the preceding fiscal year</p> <p>B. Expenditures for public safety in 2020. Enter the amount of money spent by the municipality for public safety during the preceding fiscal year.</p> <p>C. Subtract B from A and divide by Line 32 and multiply by \$100.</p> <p>D. Enter the rate calculated in C. If not applicable, enter 0.</p>	\$0 \$0 \$0/\$100 \$0/\$100
39. Adjusted 2021 NNR M&O rate. Add Lines 33, 34D, 35D, 36E, and 37E. Subtract Line 38D.	\$0.352439/\$100
<p>40. Adjustment for 2020 sales tax specifically to reduce property values. Cities, counties and hospital districts that collected and spent additional sales tax on M&O expenses in 2020 should complete this line. These entities will deduct the sales tax gain rate for 2021 in Section 3. Other taxing units, enter zero.</p> <p>A. Enter the amount of additional sales tax collected and spent on M&O expenses in 2020, if any. Counties must exclude any amount that was spent for economic development grants from the amount of sales tax spent.</p> <p>B. Divide Line 40A by Line 32 and multiply by \$100.</p> <p>C. Add Line 40B to Line 39.</p>	\$0 \$0.000000 \$0.352439
<p>41. 2021 voter-approval M&O rate. Enter the rate as calculated by the appropriate scenario below.</p> <p>Special Taxing Unit. If the taxing unit qualifies as a special taxing unit, multiply Line 40C by 1.08.</p> <p>- or -</p> <p>Other Taxing Unit. If the taxing unit does not qualify as a special taxing unit, multiply Line 40C by 1.035.</p>	\$0.364774/\$100
<p>D41. Disaster Line 41 (D41): 2021 voter-approval M&O rate for taxing unit affected by disaster declaration. If the taxing unit is located in an area declared a disaster area and at least one person is granted an exemption under Tax Code Section 11.35 for property located in the taxing unit, the governing body may direct the person calculating the voter-approval tax rate to calculate in the manner provided for a special taxing unit. The taxing unit shall continue to calculate the voter-approval tax rate in this manner until the earlier of</p> <ol style="list-style-type: none"> 1. the first year in which total taxable value on the certified appraisal roll exceeds the total taxable value of the tax year in which the disaster occurred, or 2. the third tax year after the tax year in which the disaster occurred. <p>If the taxing unit qualifies under this scenario, multiply Line 40C by 1.08.²⁷ If the taxing</p>	\$0.000000/\$100

unit does not qualify, do not complete Disaster Line 41 (Line D41).	
42. Total 2021 debt to be paid with property taxes and additional sales tax revenue. Debt means the interest and principal that will be paid on debts that: (1) are paid by property taxes, (2) are secured by property taxes, (3) are scheduled for payment over a period longer than one year and (4) are not classified in the taxing unit's budget as M&O expenses A. Debt also includes contractual payments to other taxing units that have incurred debts on behalf of this taxing unit, if those debts meet the four conditions above. Include only amounts that will be paid from property tax revenue. Do not include appraisal district budget payments. If the governing body of a taxing unit authorized or agreed to authorize a bond, warrant, certificate of obligation, or other evidence of indebtedness on or after Sept. 1, 2021, verify if it meets the amended definition of debt before including it here. ²⁸ Enter debt amount.	\$33,240,361
B. Subtract unencumbered fund amount used to reduce total debt.	\$0
C. Subtract certified amount spent from sales tax to reduce debt (enter zero if none)	\$0
D. Subtract amount paid from other resources.	\$6,134,627
E. Adjusted debt. Subtract B, C, and D from A.	\$27,105,734
43. Certified 2020 excess debt collections. Enter the amount certified by the collector. ²⁸	\$2,580,036
44. Adjusted 2021 debt. Subtract Line 43 from Line 42E.	\$24,525,698
45. 2021 anticipated collection rate. A. Enter the 2021 anticipated collection rate certified by the collector: ²⁹ B. Enter the 2020 actual collection rate C. Enter the 2019 actual collection rate D. Enter the 2018 actual collection rate E. If the anticipated collection rate in A is lower than actual collection rates in B, C and D, enter the lowest collection rate from B, C and D. If the anticipated rate in A is higher than at least one of the rates in the prior three years, enter the rate from A. Note that the rate can be greater than 100%. ³¹	99.91% 100.39% 99.91% 100.21% 99.91%
46. 2021 debt adjusted for collections. Divide Line 44 by Line 45E	\$24,547,791
47. 2021 total taxable value. Enter the amount on Line 21 of the <i>No-New-Revenue Tax Rate Worksheet</i> .	\$33,933,006,522
48. 2021 debt tax rate. Divide Line 46 by Line 47 and multiply by \$100.	\$0.072341/\$100
49. 2021 voter-approval tax rate. Add Lines 41 and 48.	\$0.437115/\$100
D49. Disaster Line 49 (D49): 2021 voter-approval tax rate for taxing unit affected by disaster declaration. Complete this line if the taxing unit calculated the voter-approval tax rate in the manner provided for a special taxing unit on Line D41. Add Line D41 and 48.	\$0.000000/\$100
50. COUNTIES ONLY. Add together the voter-approval tax rates for each type of tax the county levies. The total is the 2021 county voter-approval tax rate.	\$0.447223/\$100

²³Tex. Tax Code Section 26.044

²⁴Tex. Tax Code Section 26.0441

²⁵Tex. Tax Code Section 26.0442

²⁶Tex. Tax Code Section 26.0443

²⁷Tex. Tax Code Section 26.042(a)

²⁸Tex. Tax Code Section 26.012(7)

²⁹Tex. Tax Code Section 26.012(10) and 26.04(b)

³⁰Tex. Tax Code Section 26.04(b)

³¹Tex. Tax Code Section 26.04(h),(h-1) and (h-2)

2021 Tax Rate Calculation Worksheet

Date: 08/05/2021 05:12 PM

Taxing Units Other Than School Districts or Water Districts

Galveston County

Taxing Unit Name

Phone (area code and number)

Taxing Unit's Address, City, State, ZIP Code

Taxing Unit's Website Address

GENERAL INFORMATION: Tax Code Section 26.04(c) requires an officer or employee designated by the governing body to calculate the No-New-Revenue (NNR) tax rate and Voter-Approval tax rate for the taxing unit. These tax rates are expressed in dollars per \$100 of taxable value calculated. The calculation process starts after the chief appraiser delivers to the taxing unit the certified appraisal roll and the estimated values of properties under protest. The designated officer or employee shall certify that the officer or employee has accurately calculated the tax rates and used values shown for the certified appraisal roll or certified estimate. The officer or employee submits the rates to the governing body by Aug. 7 or as soon thereafter as practicable.

School districts do not use this form, but instead use Comptroller Form 50-859 *Tax Rate Calculation Worksheet, School Districts without Chapter 313 Agreements* or Comptroller Form 50-884 *Tax Rate Calculation Worksheet, School District with Chapter 313 Agreements*.

Water districts as defined under Water Code Section 49.001(1) do not use this form, but instead use Comptroller Form 50-858 *Water District Voter-Approval Tax Rate Worksheet for Low Tax Rate and Developing Districts* or Comptroller Form 50-860 *Developed Water District Voter-Approval Tax Rate Worksheet*.

The Comptroller's office provides this worksheet to assist taxing units in determining tax rates. The information provided in this worksheet is offered as technical assistance and not legal advice. Taxing units should consult legal counsel for interpretations of law regarding tax rate preparation and adoption.

SECTION 1: No-New-Revenue Tax Rate: Farm to Market/Flood Control

The NNR tax rate enables the public to evaluate the relationship between taxes for the prior year and for the current year based on a tax rate that would produce the same amount of taxes (no new taxes) if applied to the same properties that are taxed in both years. When appraisal values increase, the NNR tax rate should decrease.

The NNR tax rate for a county is the sum of the NNR tax rates calculated for each type of tax the county levies.

While uncommon, it is possible for a taxing unit to provide an exemption for only maintenance and operations taxes. In this case, the taxing unit will need to calculate the NNR tax rate separately for the maintenance and operations tax and the debt tax, then add the two components together.

No-New-Revenue Tax Rate Worksheet	Amount/Rate
1. 2020 total taxable value. Enter the amount of 2020 taxable value on the 2020 tax roll today. Include any adjustments since last year's certification; exclude Tax Code Section 25.25(d) one-fourth and one-third over-appraisal corrections from these adjustments. Exclude any property value subject to an appeal under Chapter 42 as of July 25 (will add undisputed value in Line 6). This total includes the taxable value of homesteads with tax ceilings (will deduct in Line 2) and the captured value for tax increment financing (adjustment is made by deducting TIF taxes, as reflected in Line 17). ¹	\$33,282,726,017
2. 2020 tax ceilings. Counties, cities and junior college districts. Enter 2020 total taxable value of homesteads with tax ceilings. These include the homesteads of homeowners age 65 or older or disabled. Other taxing units enter 0. If your taxing units adopted the tax ceiling provision in 2020 or a prior year for homeowners age 65 or older or disabled, use this step. ²	\$0
3. Preliminary 2020 adjusted taxable value. Subtract Line 2 from Line 1.	\$33,282,726,017
4. 2020 total adopted tax rate.	\$0.010772/\$100
5. 2020 taxable value lost because court appeals of ARB decisions reduced 2020 appraised value.	
A. Original 2020 ARB values:	\$215,029,140
B. 2020 values resulting from final court decisions:	\$196,543,030

C. 2020 value loss. Subtract B from A. ³	\$18,486,110
6. 2020 taxable value subject to an appeal under Chapter 42, as of July 25.	
A. 2020 ARB certified value:	\$0
B. 2020 disputed value:	\$0
C. 2020 undisputed value. Subtract B from A. ⁴	\$0
7. 2020 Chapter 42 related adjusted values Add Line 5C and Line 6C.	\$18,486,110
8. 2020 taxable value, adjusted for actual and potential court-ordered adjustments. Add Line 3 and Line 7.	\$33,301,212,127
9. 2020 taxable value of property in territory the taxing unit deannexed after Jan. 1, 2020. Enter the 2020 value of property in deannexed territory. ⁵	\$0
10. 2020 taxable value lost because property first qualified for an exemption in 2021. If the taxing unit increased an original exemption, use the difference between the original exempted amount and the increased exempted amount. Do not include value lost due to freeport, goods-in-transit, temporary disaster exemptions. Note that lowering the amount or percentage of an existing exemption in 2021 does not create a new exemption or reduce taxable value.	
A. Absolute exemptions. Use 2020 market value:	\$6,976,971
B. Partial exemptions. 2021 exemption amount or 2021 percentage exemption times 2020 value:	\$364,627,619
C. Value loss. Add A and B. ⁵	\$371,604,590
11. 2020 taxable value lost because property first qualified for agricultural appraisal (1-d or 1-d-1), timber appraisal, recreational/scenic appraisal or public access airport special appraisal in 2021. Use only properties that qualified in 2021 for the first time; do not use properties that qualified in 2020.	
A. 2020 market value:	\$5,845,779
B. 2021 productivity or special appraised value:	\$36,360
C. Value loss. Subtract B from A. ⁷	\$5,809,419
12. Total adjustments for lost value. Add lines 9, 10C and 11C.	\$377,414,009
13. 2020 captured value of property in a TIF. Enter the total value of 2020 captured appraised value of property taxable by a taxing unit in a tax increment financing zone for which 2020 taxes were deposited into the tax increment fund. ⁸ If the taxing unit has no captured appraised value in line 18D, enter 0.	\$648,285,560
14. 2020 total value. Subtract Line 12 and Line 13 from Line 8.	\$32,275,512,558
15. Adjusted 2020 total levy. Multiply Line 4 by Line 14 and divide by \$100.	\$3,476,718
16. Taxes refunded for years preceding tax year 2020. Enter the amount of taxes refunded by the taxing unit for tax years preceding tax year 2020. Types of refunds include court decisions, Tax Code Section 25.25(b) and (c) corrections and Tax Code Section 31.11 payment errors. Do not include refunds for tax year 2020. This line applies only to tax years preceding tax year 2020. ⁸	\$7,938

17. Adjusted 2020 levy with refunds and TIF adjustment. Add Lines 15 and 16. ¹⁰	\$3,484,656
<p>18. Total 2021 taxable value on the 2021 certified appraisal roll today. This value includes only certified values or certified estimate of values and includes the total taxable value of homesteads with tax ceilings (will deduct in Line 20). These homesteads include homeowners age 65 or older or disabled.¹¹</p> <p>A. Certified values:</p> <p>B. Counties: Include railroad rolling stock values certified by the Comptroller's office:</p> <p>C. Pollution control and energy storage system exemption: Deduct the value of property exempted for the current tax year for the first time as pollution control or energy storage system property:</p> <p>D. Tax increment financing: Deduct the 2021 captured appraised value of property taxable by a taxing unit in a tax increment financing zone for which the 2021 taxes will be deposited into the tax increment fund. Do not include any new property value that will be included in Line 23 below.¹²</p> <p>E. Total 2021 value. Add A and B, then subtract C and D.</p>	<p>\$36,504,887,934</p> <p>\$0</p> <p>\$0</p> <p>\$825,291,442</p> <p>\$35,679,596,492</p>
<p>19. Total value of properties under protest or not included on certified appraisal roll.¹³</p> <p>A. 2021 taxable value of properties under protest. The chief appraiser certifies a list of properties still under ARB protest. The list shows the appraisal district's value and the taxpayer's claimed value, if any, or an estimate of the value if the taxpayer wins. For each of the properties under protest, use the lowest of these values. Enter the total value under protest.¹⁴</p> <p>B. 2021 value of properties not under protest or included on certified appraisal roll. The chief appraiser gives taxing units a list of those taxable properties that the chief appraiser knows about, but are not included in the appraisal roll certification. These properties also are not on the list of properties that are still under protest. On this list of properties, the chief appraiser includes the market value, appraised value and exemptions for the preceding year and a reasonable estimate of the market value, appraised value and exemptions for the current year. Use the lower market, appraised or taxable value (as appropriate). Enter the total value of property not on the certified roll.¹⁵</p> <p>C. Total value under protest or not certified: Add A and B.</p>	<p>\$1,613,629,997</p> <p>\$0</p> <p>\$1,613,629,997</p>
<p>20. 2021 tax ceilings. Counties, cities and junior colleges enter 2021 total taxable value of homesteads with tax ceilings. These include the homesteads of homeowners age 65 or older or disabled. Other taxing units enter 0. If your taxing units adopted the tax ceiling provision in 2020 or a prior year for homeowners age 65 or older or disabled, use this step.¹⁶</p>	\$0
<p>21. 2021 total taxable value. Add Lines 18E and 19C. Subtract Line 20.¹⁷</p>	\$37,293,226,489
<p>22. Total 2021 taxable value of properties in territory annexed after Jan. 1, 2020. Include both real and personal property. Enter the 2021 value of property in territory annexed.¹⁸</p>	\$0
<p>23. Total 2021 taxable value of new improvements and new personal property located in new improvements. New means the item was not on the appraisal roll in 2020. An improvement is a building, structure, fixture or fence erected on or affixed to land. New</p>	\$844,245,322

additions to existing improvements may be included if the appraised value can be determined. New personal property in a new improvement must have been brought into the taxing unit after Jan. 1, 2020, and be located in a new improvement. New improvements do include property on which a tax abatement agreement has expired for 2021. ¹⁹	
24. Total adjustments to the 2021 taxable value. Add Lines 22 and 23.	\$844,245,322
25. Adjusted 2021 taxable value. Subtract Line 24 from Line 21.	\$36,448,981,167
26. 2021 NNR tax rate. Divide Line 17 by Line 25 and multiply by \$100. ²⁰	\$0.009560/\$100
27. COUNTIES ONLY. Add together the NNR tax rates for each type of tax the county levies. The total is the 2021 county NNR tax rate. ²¹	\$0.424540/\$100

¹Tex. Tax Code Section 26.012(14)

²Tex. Tax Code Section 26.012(14)

³Tex. Tax Code Section 26.012(13)

⁴Tex. Tax Code Section 26.012(13)

⁵Tex. Tax Code Section 26.012(15)

⁶Tex. Tax Code Section 26.012(15)

⁷Tex. Tax Code Section 26.012(15)

⁸Tex. Tax Code Section 26.03(c)

⁹Tex. Tax Code Section 26.012(13)

¹⁰Tex. Tax Code Section 26.012(13)

¹¹Tex. Tax Code Section 26.012,26.04(c-2)

¹²Tex. Tax Code Section 26.03(c)

¹³Tex. Tax Code Section 26.01(c) and (d)

¹⁴Tex. Tax Code Section 26.01(c)

¹⁵Tex. Tax Code Section 26.01(d)

¹⁶Tex. Tax Code Section 26.012(6)(b)

¹⁷Tex. Tax Code Section 26.012(6)

¹⁸Tex. Tax Code Section 26.012(17)

¹⁹Tex. Tax Code Section 26.012(17)

²⁰Tex. Tax Code Section 26.04(c)

²¹Tex. Tax Code Section 26.04(d)

²²*Reserved for expansion*

²³Tex. Tax Code Section 26.044

²⁴Tex. Tax Code Section 26.0441

SECTION 2: Voter-Approval Tax Rate: Farm to Market/Flood Control

The voter-approval tax rate is the highest tax rate that a taxing unit may adopt without holding an election to seek voter approval of the rate. The voter-approval tax rate is split into two separate rates:

1. **Maintenance and Operations (M&O) Tax Rate:** The M&O portion is the tax rate that is needed to raise the same amount of taxes that the taxing unit levied in the prior year plus the applicable percentage allowed by law. This rate accounts for such things as salaries, utilities and day-to-day operations
2. **Debt Rate:** The debt rate includes the debt service necessary to pay the taxing unit's debt payments in the coming year. This rate accounts for principal and interest on bonds and other debt secured by property tax revenue.

The Voter-Approval tax rate for a county is the sum of the Voter-Approval tax rates calculated for each type of tax the county levies. In most cases the Voter-Approval tax rate exceeds the No-New-Revenue tax rate, but occasionally decreases in a taxing unit's debt service will cause the NNR tax rate to be higher than the voter-approval tax rate.

Voter-Approval Tax Rate Worksheet	Amount/Rate
28. 2020 M&O tax rate. Enter the 2020 M&O tax rate.	\$0.010772/\$100
29. 2020 taxable value, adjusted for actual and potential court-ordered adjustments. Enter the amount in Line 8 of the <i>No-New-Revenue Tax Rate Worksheet</i> .	\$33,301,212,127
30. Total 2020 M&O levy. Multiply Line 28 by Line 29 and divide by \$100.	\$3,587,206
31. Adjusted 2020 levy for calculating NNR M&O rate.	
A. M&O taxes refunded for years preceding tax year 2020 Enter the amount of M&O taxes refunded in the preceding year for taxes before that year. Types of refunds include court decisions, Tax Code Section 25.25(b) and (c) corrections and Tax Code Section 31.11 payment errors. Do not include refunds for tax year 2020. This line applies only to tax years preceding tax year 2020.	\$7,938
B. 2020 taxes in TIF Enter the amount of taxes paid into the tax increment fund for a reinvestment zone as agreed by the taxing unit. If the taxing unit has no 2021 captured appraised value in Line 18D, enter 0.	\$35,030
C. 2020 transferred function. If discontinuing all of a department, function or activity and transferring it to another taxing unit by written contract, enter the amount spent by the taxing unit discontinuing the function in the 12 months preceding the month of this calculation. If the taxing unit did not operate this function for this 12-month period, use the amount spent in the last full fiscal year in which the taxing unit operated the function. The taxing unit discontinuing the function will subtract this amount in D below. The taxing unit receiving the function will add this amount in D below. Other taxing units enter 0.	\$0
D. 2020 M&O levy adjustments. Subtract B from A. For taxing unit with C, subtract if discontinuing function and add if receiving function.	\$-27,092
E. Add Line 30 to 31D.	\$3,560,114
32. Adjusted 2021 taxable value. Enter the amount in Line 25 of the <i>No-New-Revenue Tax Rate Worksheet</i> .	\$36,448,981,167
33. 2021 NNR M&O rate (unadjusted). Divide Line 31E by Line 32 and multiply by \$100.	\$0.009767/\$100
34. Rate adjustment for state criminal justice mandate.²³	
A. 2021 state criminal justice mandate: Enter the amount spent by a county in the previous 12 months providing for the maintenance and operation cost of keeping inmates in county-paid facilities after they have been sentenced. Do not include any state reimbursement received by the county for the same purpose.	\$0
B. 2020 state criminal justice mandate: Enter the amount spent by a county in the 12 months prior to the previous 12 months providing for the maintenance and operation cost of	\$0

<p>keeping inmates in county-paid facilities after they have been sentenced. Do not include any state reimbursement received by the county for the same purpose. Enter zero if this is the first time the mandate applies.</p> <p>C. Subtract B from A and divide by Line 32 and multiply by \$100.</p> <p>D. Enter the rate calculated in C. If not applicable, enter 0.</p>	<p style="text-align: right;">\$<>/\$100</p> <p style="text-align: right;">\$<>/\$100</p>
<p>35. Rate adjustment for indigent health care expenditures.²⁴</p> <p>A. 2021 indigent health care expenditures: Enter the amount paid by a taxing unit providing for the maintenance and operation cost of providing indigent health care for the period beginning on July 1, 2020 and ending on June 30, 2021, less any state assistance received for the same purpose.</p> <p>B. 2020 indigent health care expenditures: Enter the amount paid by a taxing unit providing for the maintenance and operation cost of providing indigent health care for the period beginning on July 1, 2019 and ending on June 30, 2020, less any state assistance received for the same purpose.</p> <p>C. Subtract B from A and divide by Line 32 and multiply by \$100.</p> <p>D. Enter the rate calculated in C. If not applicable, enter 0.</p>	<p style="text-align: right;">\$0</p> <p style="text-align: right;">\$0</p> <p style="text-align: right;">\$<>/\$100</p> <p style="text-align: right;">\$<>/\$100</p>
<p>36. Rate adjustment for county indigent defense compensation.²⁵</p> <p>A. 2021 indigent defense compensation expenditures: Enter the amount paid by a county to provide appointed counsel for indigent individuals for the period beginning on July 1, 2020 and ending on June 30, 2021, less any state grants received by the county for the same purpose.</p> <p>B. 2020 indigent defense compensation expenditures: Enter the amount paid by a county to provide appointed counsel for indigent individuals for the period beginning on July 1, 2019 and ending on June 30, 2020, less any state grants received by the county for the same purpose.</p> <p>C. Subtract B from A and divide by Line 32 and multiply by \$100.</p> <p>D. Multiply B by 0.05 and divide by Line 32 and multiply by \$100.</p> <p>E. Enter the lessor of C and D. If not applicable, enter 0.</p>	<p style="text-align: right;">\$0</p> <p style="text-align: right;">\$0</p> <p style="text-align: right;">\$0.000000/\$100</p> <p style="text-align: right;">\$0.000000/\$100</p> <p style="text-align: right;">\$0.000000/\$100</p>
<p>37. Rate adjustment for county hospital expenditures.²⁶</p> <p>A. 2021 eligible county hospital expenditures: Enter the amount paid by the county or municipality to maintain and operate an eligible county hospital for the period beginning on July 1, 2020 and ending on June 30, 2021.</p> <p>B. 2020 eligible county hospital expenditures: Enter the amount paid by the county or municipality to maintain and operate an eligible county hospital for the period beginning on July 1, 2019 and ending on June 30, 2020.</p> <p>C. Subtract B from A and divide by Line 32 and multiply by \$100.</p> <p>D. Multiply B by 0.08 and divide by Line 32 and multiply by \$100.</p>	<p style="text-align: right;">\$0</p> <p style="text-align: right;">\$0</p> <p style="text-align: right;">\$0.000000/\$100</p>

E. Enter the lessor of C and D, if applicable. If not applicable, enter 0.	\$0.000000/\$100 \$0.000000/\$100
<p>38. Rate adjustment for defunding municipality. This adjustment only applies to a municipality that is considered to be a defunding municipality for the current tax year under Chapter 109, Local Government Code. Chapter 109, Local Government Code only applies to municipalities with a population of more than 250,000 and includes a written determination by the Office of the Governor. See Tax Code 26.0444 for more information.</p> <p>A. Amount appropriated for public safety in 2020. Enter the amount of money appropriated for public safety in the budget adopted by the municipality for the preceding fiscal year</p> <p>B. Expenditures for public safety in 2020. Enter the amount of money spent by the municipality for public safety during the preceding fiscal year.</p> <p>C. Subtract B from A and divide by Line 32 and multiply by \$100.</p> <p>D. Enter the rate calculated in C. If not applicable, enter 0.</p>	\$0 \$0 \$0/\$100 \$0/\$100
39. Adjusted 2021 NNR M&O rate. Add Lines 33, 34D, 35D, 36E, and 37E. Subtract Line 38D.	\$0.009767/\$100
<p>40. Adjustment for 2020 sales tax specifically to reduce property values. Cities, counties and hospital districts that collected and spent additional sales tax on M&O expenses in 2020 should complete this line. These entities will deduct the sales tax gain rate for 2021 in Section 3. Other taxing units, enter zero.</p> <p>A. Enter the amount of additional sales tax collected and spent on M&O expenses in 2020, if any. Counties must exclude any amount that was spent for economic development grants from the amount of sales tax spent.</p> <p>B. Divide Line 40A by Line 32 and multiply by \$100.</p> <p>C. Add Line 40B to Line 39.</p>	\$0 \$0.000000 \$0.009767
<p>41. 2021 voter-approval M&O rate. Enter the rate as calculated by the appropriate scenario below.</p> <p>Special Taxing Unit. If the taxing unit qualifies as a special taxing unit, multiply Line 40C by 1.08.</p> <p>- or -</p> <p>Other Taxing Unit. If the taxing unit does not qualify as a special taxing unit, multiply Line 40C by 1.035.</p>	\$0.010108/\$100
<p>D41. Disaster Line 41 (D41): 2021 voter-approval M&O rate for taxing unit affected by disaster declaration. If the taxing unit is located in an area declared a disaster area and at least one person is granted an exemption under Tax Code Section 11.35 for property located in the taxing unit, the governing body may direct the person calculating the voter-approval tax rate to calculate in the manner provided for a special taxing unit. The taxing unit shall continue to calculate the voter-approval tax rate in this manner until the earlier of</p> <ol style="list-style-type: none"> 1. the first year in which total taxable value on the certified appraisal roll exceeds the total taxable value of the tax year in which the disaster occurred, or 2. the third tax year after the tax year in which the disaster occurred. <p>If the taxing unit qualifies under this scenario, multiply Line 40C by 1.08.²⁷ If the taxing</p>	\$0.000000/\$100

unit does not qualify, do not complete Disaster Line 41 (Line D41).	
42. Total 2021 debt to be paid with property taxes and additional sales tax revenue. Debt means the interest and principal that will be paid on debts that: (1) are paid by property taxes, (2) are secured by property taxes, (3) are scheduled for payment over a period longer than one year and (4) are not classified in the taxing unit's budget as M&O expenses A. Debt also includes contractual payments to other taxing units that have incurred debts on behalf of this taxing unit, if those debts meet the four conditions above. Include only amounts that will be paid from property tax revenue. Do not include appraisal district budget payments. If the governing body of a taxing unit authorized or agreed to authorize a bond, warrant, certificate of obligation, or other evidence of indebtedness on or after Sept. 1, 2021, verify if it meets the amended definition of debt before including it here. ²⁸ Enter debt amount.	\$0
B. Subtract unencumbered fund amount used to reduce total debt.	\$0
C. Subtract certified amount spent from sales tax to reduce debt (enter zero if none)	\$0
D. Subtract amount paid from other resources.	\$0
E. Adjusted debt. Subtract B, C, and D from A.	\$0
43. Certified 2020 excess debt collections. Enter the amount certified by the collector. ²⁸	\$0
44. Adjusted 2021 debt. Subtract Line 43 from Line 42E.	\$0
45. 2021 anticipated collection rate. A. Enter the 2021 anticipated collection rate certified by the collector: ²⁹	
B. Enter the 2020 actual collection rate	98.14%
C. Enter the 2019 actual collection rate	99.84%
D. Enter the 2018 actual collection rate	98.14%
E. If the anticipated collection rate in A is lower than actual collection rates in B, C and D, enter the lowest collection rate from B, C and D. If the anticipated rate in A is higher than at least one of the rates in the prior three years, enter the rate from A. Note that the rate can be greater than 100%. ³¹	105.30%
	98.14%
46. 2021 debt adjusted for collections. Divide Line 44 by Line 45E	\$0
47. 2021 total taxable value. Enter the amount on Line 21 of the <i>No-New-Revenue Tax Rate Worksheet</i> .	\$37,293,226,489
48. 2021 debt tax rate. Divide Line 46 by Line 47 and multiply by \$100.	\$0.000000/\$100
49. 2021 voter-approval tax rate. Add Lines 41 and 48.	\$0.010108/\$100
D49. Disaster Line 49 (D49): 2021 voter-approval tax rate for taxing unit affected by disaster declaration. Complete this line if the taxing unit calculated the voter-approval tax rate in the manner provided for a special taxing unit on Line D41. Add Line D41 and 48.	\$0.000000/\$100
50. COUNTIES ONLY. Add together the voter-approval tax rates for each type of tax the county levies. The total is the 2021 county voter-approval tax rate.	\$0.447223/\$100

²³Tex. Tax Code Section 26.044

²⁴Tex. Tax Code Section 26.0441

²⁵Tex. Tax Code Section 26.0442

²⁶Tex. Tax Code Section 26.0443

²⁷Tex. Tax Code Section 26.042(a)

²⁸Tex. Tax Code Section 26.012(7)

²⁹Tex. Tax Code Section 26.012(10) and 26.04(b)

³⁰Tex. Tax Code Section 26.04(b)

³¹Tex. Tax Code Section 26.04(h),(h-1) and (h-2)

SECTION 3: NNR Tax Rate and Voter-Approval Tax Rate Adjustments for Additional Sales Tax to Reduce Property Taxes

Cities, counties and hospital districts may levy a sales tax specifically to reduce property taxes. Local voters by election must approve imposing or abolishing the additional sales tax. If approved, the taxing unit must reduce its NNR and voter-approval tax rates to offset the expected sales tax revenue.

This section should only be completed by a county, city or hospital district that is required to adjust its NNR tax rate and/or voter-approval tax rate because it adopted the additional sales tax.

Additional Sales and Use Tax Worksheet	Amount/Rate
<p>51. Taxable Sales. For taxing units that adopted the sales tax in November 2020 or May 2021, enter the Comptroller's estimate of taxable sales for the previous four quarters.²⁰ Estimates of taxable sales may be obtained through the Comptroller's Allocation Historical Summary webpage. Taxing units that adopted the sales tax before November 2020, enter 0.</p>	\$0
<p>52. Estimated sales tax revenue. Counties exclude any amount that is or will be spent for economic development grants from the amount of estimated sales tax revenue.³³</p> <p>Taxing units that adopted the sales tax in November 2020 or in May 2021. Multiply the amount on Line 51 by the sales tax rate (.01, .005 or .0025, as applicable) and multiply the result by .95.³⁴</p> <p>- or -</p> <p>Taxing units that adopted the sales tax before November 2020. Enter the sales tax revenue for the previous four quarters. Do not multiply by .95.</p>	\$0
<p>53. 2021 total taxable value. Enter the amount from Line 21 of the <i>No-New-Revenue Tax Rate Worksheet</i>.</p>	\$33,933,006,522
<p>54. Sales tax adjustment rate. Divide Line 52 by Line 53 and multiply by \$100.</p>	\$0.000000/\$100
<p>55. 2021 NNR tax rate, unadjusted for sales tax.³⁵ Enter the rate from Line 26 or 27, as applicable, on the <i>No-New-Revenue Tax Rate Worksheet</i>.</p>	\$0.424540/\$100
<p>56. 2021 NNR tax rate, adjusted for sales tax. Taxing units that adopted the sales tax in November 2020 or in May 2021. Subtract Line 54 from Line 55. Skip to Line 57 if you adopted the additional sales tax before November 2020.</p>	\$0.424540/\$100
<p>57. 2021 voter-approval tax rate, unadjusted for sales tax.³⁶ Enter the rate from Line 49, Line D49 (disaster), or Line 50 (counties), as applicable, of the <i>Voter-Approval Tax Rate Worksheet</i>.</p>	\$0.447223/\$100
<p>58. 2021 voter-approval tax rate, adjusted for sales tax. Subtract Line 54 from Line 57.</p>	\$0.447223/\$100

³¹Reserved for expansion

³⁴Tex. Tax Code Section 26.041(d)

³²Tex. Tax Code Section 26.041(d)

³⁵Tex. Tax Code Section 26.04(c)

³³Tex. Tax Code Section 26.041(i)

³⁶Tex. Tax Code Section 26.04(c)

SECTION 4: Voter-Approval Tax Rate Adjustment for Pollution Control

A taxing unit may raise its rate for M&O funds used to pay for a facility, device or method for the control of air, water or land pollution. This includes any land, structure, building, installation, excavation, machinery, equipment or device that is used, constructed, acquired or installed wholly or partly to meet or exceed pollution control requirements. The taxing unit's expenses are those necessary to meet the requirements of a permit issued by the Texas Commission on Environmental Quality (TCEQ). The taxing unit must provide the tax assessor with a copy of the TCEQ letter of determination that states the portion of the cost of the installation for pollution control.

This section should only be completed by a taxing unit that uses M&O funds to pay for a facility, device or method for the control of air, water or land pollution.

Voter-Approval Protection for Pollution Control Worksheet	Amount/Rate
59. Certified expenses from the Texas Commission on Environmental Quality (TCEQ). Enter the amount certified in the determination letter from TCEQ. ³⁷ The taxing unit shall provide its tax assessor-collector with a copy of the letter. ³⁸	\$0
60. 2021 total taxable value. Enter the amount from Line 21 of the <i>No-New-Revenue Tax Rate Worksheet</i> .	\$33,933,006,522
61. Additional rate for pollution control. Divide Line 59 by Line 60 and multiply by \$100.	\$0.000000/\$100
62. 2021 voter-approval tax rate, adjusted for pollution control. Add Line 61 to one of the following lines (as applicable): Line 49, Line D49 (disaster), Line 50 (counties) or Line 58 (taxing units with the additional sales tax).	\$0.447223/\$100

³⁷Tex. Tax Code Section 26.045(d)

³⁸Tex. Tax Code Section 26.045(i)

SECTION 5: Voter-Approval Tax Rate Adjustment for Unused Increment Rate

The unused increment rate is the rate equal to the difference between the adopted tax rate and voter-approval tax rate before the unused increment rate for the prior three years.³⁹ In a year where a taxing unit adopts a rate by applying any portion of the unused increment rate, the unused increment rate for that year would be zero.

The difference between the adopted tax rate and voter-approval tax rate is considered zero in the following scenarios:

- a tax year before 2020; and⁴⁰
- a tax year in which the municipality is a defunding municipality, as defined by Tax Code Section 26.0501(a);⁴¹ or
- after Jan. 1, 2022, a tax year in which the comptroller determines that the county implemented a budget reduction or reallocation described by Local Government Code Section 120.002(a) without the required voter approval.⁴²

This section should only be completed by a taxing unit that does not meet the definition of a special taxing unit.⁴³

Unused Increment Rate Worksheet	Amount/Rate
63. 2020 unused increment rate. Subtract the 2020 actual tax rate and the 2020 unused increment rate from the 2020 voter-approval tax rate. If the number is less than zero, enter zero. If the year is prior to 2020, enter zero.	\$0.007557
64. 2019 unused increment rate. Subtract the 2019 actual tax rate and the 2019 unused increment rate from the 2019 voter-approval tax rate. If the number is less than zero, enter zero. If the year is prior to 2020, enter zero	\$0
65. 2018 unused increment rate. Subtract the 2018 actual tax rate and the 2018 unused increment rate from the 2018 voter-approval tax rate. If the number is less than zero, enter zero. If the year is prior to 2020, enter zero.	\$0.000000
66. 2021 unused increment rate. Add Lines 63, 64 and 65.	\$0.007557/\$100
67. 2021 voter-approval tax rate, adjusted for unused increment rate. ²³ Add Line 66 to one of the following lines (as applicable): Line 49, Line D49(disaster), Line 50 (counties), Line 58 (taxing units with the additional sales tax) or Line 62 (taxing units with pollution control).	\$0.454780/\$100

³⁹Tex. Tax Code Section 26.013(a)

⁴⁰Tex. Tax Code Section 26.013(c)

⁴¹Tex. Tax Code Section 26.0501(a) and (c)

⁴²Tex. Tax Code Section Local Gov't Code Section 120.007(d), effective Jan. 1, 2022

⁴³Tex. Tax Code Section 26.063(a)(1)

SECTION 6: De Minimis Rate

The de minimis rate is the rate equal to the sum of the no-new-revenue maintenance and operations rate, the rate that will raise \$500,000, and the current debt rate for a taxing unit.⁴⁴

This section should only be completed by a taxing unit that is a municipality of less than 30,000 or a taxing unit that does not meet the definition of a special taxing unit.⁴⁵

De Minimis Rate Worksheet	Amount/Rate
68. Adjusted 2021 NNR M&O tax rate. Enter the rate from Line 39 of the <i>Voter-Approval Tax Rate Worksheet</i>	\$0.362206/\$100
69. 2021 total taxable value. Enter the amount on Line 21 of the <i>No-New-Revenue Tax Rate Worksheet</i> .	\$33,933,006,522
70. Rate necessary to impose \$500,000 in taxes. Divide \$500,000 by Line 69 and multiply by \$100.	\$0.001473
71. 2021 debt rate. Enter the rate from Line 48 of the <i>Voter-Approval Tax Rate Worksheet</i> .	\$0.072341/\$100
72. De minimis rate. ²³ Add Lines 68, 70 and 71.	\$0.436020/\$100

⁴⁴Tex. Tax Code Section 26.012(8-a)

⁴⁵Tex. Tax Code Section 26.063(a)(1)

SECTION 7: Voter-Approval Tax Rate Adjustment for Emergency Revenue Rate

In the tax year after the end of the disaster calculation time period detailed in Tax Code Section 26.042(a), a taxing unit that calculated its voter-approval tax rate in the manner provided for a special taxing unit due to a disaster must calculate its emergency revenue rate and reduce its voter-approval tax rate for that year.⁴⁶

Similarly, if a taxing unit adopted a tax rate that exceeded its voter-approval tax rate, calculated normally, without holding an election to respond to a disaster, as allowed by Tax Code Section 26.042(d), in the prior year, it must also reduce its voter-approval tax rate for the current tax year⁴⁷.

NOTE: This section will not apply to any taxing units in 2021. It is added to implement Senate Bill 1438 (87th Regular Session) and does not apply to a taxing unit that calculated its voter-approval tax rate in the manner provided for a special taxing unit due to a declared disaster in 2020, as provided for in the recently repealed Tax Code Sections 26.04(c-1) and 26.041(c-1).

In future tax years, this section will apply to a taxing unit other than a special taxing unit that:

- directed the designated officer or employee to calculate the voter-approval tax rate of the taxing unit in the manner provided for a special taxing unit in the prior year; and
- the current year is the first tax year in which the total taxable value of property taxable by the taxing unit as shown on the appraisal roll for the taxing unit submitted by the assessor for the taxing unit to the governing body exceeds the total taxable value of property taxable by the taxing unit on January 1 of the tax year in which the disaster occurred or the disaster occurred four years ago.

In future tax years, this section will also apply to a taxing unit in a disaster area that adopted a tax rate greater than its voter-approval tax rate without holding an election in the prior year.

Note: This section does not apply if a taxing unit is continuing to calculate its voter-approval tax rate in the manner provided for a special taxing unit because it is still within the disaster calculation time period detailed in Tax Code Section 26.042(a) because it has not met the conditions in Tax Code Section 26.042(a)(1) or (2).

Emergency Revenue Rate Worksheet	Amount/Rate
<p>73. 2020 adopted tax rate. Enter the rate in Line 4 of the <i>No-New-Revenue Tax Rate Worksheet</i>.</p>	N/A
<p>74. Adjusted 2020 voter-approval tax rate. Use the taxing unit's Tax Rate Calculation Worksheets from the prior year(s) to complete this line.</p> <p>If a disaster occurred in 2020 and the taxing unit calculated its 2020 voter-approval tax rate using a multiplier of 1.08 on Disaster Line 41 (D41) of the 2020 worksheet due to a disaster, enter the 2020 voter-approval tax rate as calculated using a multiplier of 1.035 from Line 49.</p> <p>- or -</p> <p>If a disaster occurred prior to 2020 for which the taxing unit continued to calculate its voter-approval tax rate using a multiplier of 1.08 on Disaster Line 41 (D41) in 2020, complete the separate <i>Adjusted Voter-Approval Tax Rate for Taxing Units in Disaster Area Calculation Worksheet</i> to recalculate the voter-approval tax rate the taxing unit would have calculated in 2020 if it had generated revenue based on an adopted tax rate using a multiplier of 1.035 in the year(s) following the disaster.⁴⁸ Enter the final adjusted 2020 voter-approval tax rate from the worksheet.</p> <p>- or -</p> <p>If the taxing unit adopted a tax rate above the 2020 voter-approval tax rate without calculating a disaster tax rate or holding an election due to a disaster, no recalculation is necessary. Enter the voter-approval tax rate from the prior year's worksheet.</p>	N/A
<p>75. Increase in 2020 tax rate due to disaster. Subtract Line 74 from Line 73.</p>	N/A
<p>76. Adjusted 2020 taxable value. Enter the amount in Line 14 of the <i>No-New-Revenue Tax Rate Worksheet</i>.</p>	N/A
<p>77. Emergency revenue. Multiply Line 75 by Line 76 and divide by \$100.</p>	N/A
<p>78. Adjusted 2021 taxable value. Enter the amount in Line 25 of the <i>No-New-Revenue Tax</i></p>	N/A

<i>Rate Worksheet.</i>	
79. Emergency revenue rate. Divide Line 77 by Line 78 and multiply by \$100. ⁴⁹	N/A
80. 2021 voter-approval tax rate, adjusted for emergency revenue. Subtract Line 79 from one of the following lines (as applicable): Line 49, Line D49(disaster), Line 50 (counties), Line 58 (taxing units with the additional sales tax), Line 62 (taxing units with pollution control) or Line 67 (taxing units with the unused increment rate).	N/A

⁴⁶Tex. Tax Code Section 26.042(b)

⁴⁷Tex. Tax Code Section 26.042(f)

⁴⁸Tex. Tax Code Section 26.042(c)

⁴⁹Tex. Tax Code Section 26.042(b)

⁵⁰Tex. Tax Code Section 26.04(c-2) and (d-2)

SECTION 8: Total Tax Rate

Indicate the applicable total tax rates as calculated above.

No-New-Revenue tax rate

As applicable, enter the 2021 NNR tax rate from: Line 26, Line 27 (counties), or Line 56 (adjusted for sales tax). \$0.424540/\$100

Indicate the line number used: 27

Voter-Approval tax rate

As applicable, enter the 2021 voter-approval tax rate from: Line 49, Line 50 (counties), Line 58 (adjusted for sales tax), Line 62 (adjusted for pollution control), Line 67 (adjusted for unused increment), or Line 80 (adjusted for emergency revenue). \$0.454780/\$100

Indicate the line number used: 67

De minimis rate

If applicable, enter the de minimis rate from Line 72. \$0.436020/\$100

SECTION 9: Taxing Unit Representative Name and Signature

Enter the name of the person preparing the tax rate as authorized by the governing body of the taxing unit. By signing below, you certify that you are the designated officer or employee of the taxing unit and have accurately calculated the tax rates using values that are the same as the values shown in the taxing unit's certified appraisal roll or certified estimate of taxable value, in accordance with requirements in Tax Code.⁵⁰

print here

Printed Name of Taxing Unit Representative Galveston County Tax Assessor Collector Cheryl E. Johnson, PCC, CTOP


sign here

Taxing Unit

Cheryl E. Johnson

August 5, 2021

Date



Galveston County, Texas

FY 2022

Departmental

Performance Measures

AgriLife Performance Measures

Workload Indicators	2020 Actual	2021 Estimated	2022 Projected
Total Educational Sessions Conducted	723	700	800
Contact Hours Via Educational Programs	17,540	20,000	30,000
Other Contacts (newsletter, phone, etc.)	86,459	90,000	95,000
Economic Impact Benefitting Clientele	\$1,356,379.30	\$1,900,000	\$2,000,000
Service Hours Contributed by Volunteers	53,254	70,000	80,000
County Extension Volunteers	668	700	750
Website page requests	34,310,854	34,500,000	34,500,000

Beach Maintenance Performance Measures

Workload Indicators	2020 Actual	2021 Estimated	2022 Projected
Early Bird Parking Stickers	8,843	7,166	8,000
Bulk Parking Stickers Sold	61,455	65,455	69,358
Individual Parking Stickers Sold	25,558	26,000	26,194
Beach Vendor Permits Administered	25	21	25

**Collections, Personal Bond, Magistrates
Performance Measures**

Workload Indicators	2020 Actual	2021 Estimated	2022 Projected
Collections Office			
Open Accounts	N/A	18,861	18,861
Collection Rate	N/A	14%	20%
Personal Bond Office			
Compliance Percentage	N/A	96%	Above 90%
Magistrates Office			
Percent of Hearings within 24 hours of arrest	N/A	99.5%	Above 95%

County Clerk Performance Measures

Workload Indicators	2020 Actual	2021 Estimated	2022 Projected
Total Marriage License	6,632	2,440	2,561
Marriage License	6,139	2,326	2,442
Informal Marriage License	169	114	119
Real Property Records (Real Records Property & Governmental)	99,372	83,232	84,064
Elections (State, County, Federal and other jurisdictions)	31	19	34

County Museum Performance Measures

Workload Indicators	2020 Actual	2021 Estimated	2022 Projected
Exhibit Hall Attendance	0	130	250
Volunteer Hours	0	500	1,000

District Attorney Performance Measures

Workload Indicators	2020 Actual	2021 Estimated	2022 Projected
Number of Cases Filed, Misdemeanor, Felony and Juvenile (excluding Class C misdemeanors and CPS cases)	9,099	9,500	9,500
Total Disposed of Criminal Cases, Misdemeanor, Felony & Juvenile (excluding Class C misdemeanors and CPS cases)	7,990	9,500	10,000

District Clerk Performance Measures

Workload Indicators	2020 Actual	2021 Estimated	2022 Projected
Number of Cases Filed & Other Cases Reaching Docket	10,926	12,535	11,730
Number of Cases Disposed	9,497	9,252	9,375

County Engineer Performance Measures

Workload Indicators	2020 Actual	2021 Estimated	2022 Projected
Number of plats, replats, & metes & bounds	40	41	42
Number of building permits issued	1251	1350	1400

Fleet Performance Measures

Workload Indicators	2020 Actual	2021 Estimated	2022 Projected
Galveston County Vehicles	352	356	359
Fleet Maintained Vehicles	215	219	222
Galveston County Equipment	269	282	287
Fleet Maintained Equipment	249	262	267
Fleet Vehicles Ratio of 10+ year	35%	35%	30%
Total Closed Fleet Maintained Work Orders	1,705	661	1,700
Fleet Maintained Vehicle Preventative Maintenance	423	143	425
Fleet Maintained Vehicle Safety Inspections	161	82	165

Human Resources Performance Measures

Workload Indicators	2020 Actual	2021 Estimated	2022 Projected
New Hires	297	220	285
Terminations	132	170	185
Orientation-Weekly	38	20	26
FMLA Leaves	65	215	225
Retirements	25	40	55
Workers Compensation Claims	129	115	135
Prescreen Interviews	59	80	110

Information Technology Performance Measures

Workload Indicators	2020 Actual	2021 Estimated	2022 Projected
Number of Purchase Orders released	246	208	208
Number of Contracts Awarded	358	62	62
Number of Renewed Contracts	83	88	88
Number of Technology Services Awarded to DIR	11	56	60
Number of PCs Managed, Laptops, and Tablets	1,550	1,550	1,550
Number Help Desk Tickets Per Year	15,133	15,170	15,200
Number of Service Requests	5,775	5,500	5,680
Number of Incident Requests	9,227	9,540	9,400
Number of Problem Requests	133	130	120
Threats Reported by Each Component	-	32,000	34,000
Threats Requiring Incident Response/Investigation	-	7	10
Wide Area Network Uptime Percentage	-	99.2%	99.3%
Internet Connectivity Uptime Percentage	-	100%	100%
Local Area Network Uptime Percentage	-	99.67%	99.67%
Number of Projects Started	38	23	17
Number of Projects Completed	18	16	17

Justice of the Peace Pct. 2 Performance Measures

Workload Indicators	2020 Actual	2021 Estimated	2022 Projected
Civil Cases	1564	2302	2500
Criminal	3373	4652	4800
Class A, B Misdemeanors & Felony Cases	2004	1270	2020
Juvenile	96	150	150
Miscellaneous: Parent Contributing, DL Rev, Property Seizures, Handgun Rev	174	75	100
Disposed Civil Cases	1243	1534	1665
Disposed Criminal Cases	1996	3100	3200

Justice of the Peace Pct. 4 Performance Measures

Workload Indicators	2020 Actual	2021 Estimated	2022 Projected
Civil Case Filings	1,135	1,854	2,000
Criminal Case Filings	1,113	1,570	2,000
Disposed Civil Case Filings	1,406	1,000	1,300
Disposed Criminal Case Filings	1,047	1,200	1,400

Juvenile Justice Performance Measures

Workload Indicators	2020 Actual	2021 Estimated	2022 Projected
Number of Referrals	573	618	850
Number of Juveniles Supervised	787	618	703
Felonies Referred to Juvenile Justice	221	145	327
Class A and B Misdemeanors Referred	670	461	523
Class C Misdemeanors/Status/VOP Referred	1	8	5
Number of Juveniles Placed In Detention	386	251	326
Juveniles Placed in Detention (Class C)	0	0	0
Juveniles Placed in Detention (Class A/B)	268	172	255
Juveniles Placed in Detention (Felonies)	118	80	101
Average Stay in Detention (Days)	23	18	20
Longest Stay in Detention (Days)	424	265	200
Average Daily Population	21	12	17
Juveniles Served (TLC Day Program)	4	9	12
Juveniles Served (TLC Residential Program)	14	22	24
Juveniles Services – JJAEP	24	16	20

Mental Health Court Performance Measures

Workload Indicators	2020 Actual	2021 Estimated	2022 Projected
Mental Health Cases Referred	30	30	30
Mental Health Cases Accepted/Hearings Held	6	6	6
Mental Health Cases Dismissed/Transferred	1	1	1

Mosquito Control Performance Measures

Workload Indicators	2020 Actual	2021 Estimated	2022 Projected
Annual Acres Sprayed	1,177,070	1,100,000	1,100,000
Requests for Service	16,901	11,000	11,000

Nuisance Abatement Performance Measures

Workload Indicators	2020 Actual	2021 Estimated	2022 Projected
Nuisance Abatement:			
New Complaints received / inspected	585	500	543
Notices Sent / Issued	327	300	314
Complaint Follow-up	655	750	703
Charges Filed	174	150	162
JP Court Cases	98	75	87
Special Projects	14	12	13
Assisting other Co. Departments	108	90	99
Assisting other agencies (State/Local)	44	75	60
Game Room:			
Inspections	14	24	19
Coordinating with other Departments	11	11	11
Letters/Notices sent	70	4	37
Charges filed	1	1	1
Court	1	1	1

Parks Performance Measures

Workload Indicators	2020 Actual	2021 Estimated	2022 Projected
Park Acres to Maintain	1,145	1,145	1,145
Special Event Permits (events open to the public)	9	40	45
Company Picnics	18	20	25
Rodeo Arena Permits (paid permits)	0	1	1
Developed Parks	20	20	20
Boat Ramps Maintained	9	9	9
Number of Facility Permits	221	400	500

**COVID19 reduced our rental numbers:

- 102 Private Rentals - We had to cancel or permit holders cancelled due to COVID
 - 16 Private rentals – Rescheduled for 2021 or a date TBD
- 15 Company/Church Picnics - We had to cancel or permit holders cancelled due to COVID
 - 7 Company Picnics – Rescheduled to 2021 or a date TBD
 - 1 Rodeo Event – Cancelled
 - 13 Special Events – Cancelled
 - Closure of Walter Hall for Vaccinations February 2021 – June 2021

Professional Services Performance Measures

Workload Indicators	2020 Actual	2021 Estimated	2022 Projected
Number of Budget Amendments	167	165	160
Number of Budget Dept. Employees	3	3	3
Number of General & Related Funds	66	66	66
Number of Special Revenue Funds	23	24	20
Received Distinguished Budget Presentation Award	Yes	Yes	Yes

Road & Bridge Performance Measures

Workload Indicators	2020 Actual	2021 Estimated	2022 Projected
Work Orders (Called in by the Public)	2,782	2,900	2,900
Road Construction / Paving (linear ft.)	39,279	82,000	72,000
Miles of County Maintained Roads	342	345	345
Miles of Good Condition County Roads	227.6	221.9	225
Cost of Repair per Lane Foot w/ Scope of Work	\$20.14	\$12.59	\$12.27

Senior Citizens Performance Measures

Workload Indicators	2020 Actual	2021 Estimated	2022 Projected
Congregate Meals Served	13,711	13,711	39,000
Unduplicated Congregate Clients	303	303	303
Home Delivered Meals Serviced	16,675	46,000	0
Unduplicated Home Delivered Clients	92	92	92
Transportation Units	9,739	13,858	13,858
Unduplicated Transportation Units	93	93	93

Sheriff Performance Measures

Workload Indicators	2020 Actual	2021 Estimated	2022 Projected
Jail – Inmate admissions	13,272	13,240	13,240
Mental Health – Client Calls	3,294	3,072	3,072
Warrants – Civil Papers Processed	4,382	6,068	6,068
RMS Reports	4,205	4,148	4,148
Crash Reports	1,071	780	780
Crime Scenes Processed	230	188	188
Crime Scene secondary calls	46	28	28
Crime Scene follow-up calls	91	64	64
SO Felony Arrests	2,695	2,556	2,556
SO Misdemeanor Arrests	4,220	4,408	4,408
Traffic Citations	5,447	5,540	5,540
CID Homicide Investigations	6	24	24
CID Officer Involved Shooting Investigations	4	4	4
CID CPS Referrals	480	732	732
CID Adult Protective Service Referrals	69	20	20
CID Total Cases Assigned	1,034	896	896
Juvenile Justice Referrals	1	8	8
SCU Dirty Buys	191	308	308
SCU Narcotic Cases	287	600	600
SCU Currency Seized	\$24,712	\$368,472	\$368,472
SCU Crime Intel Report	130	300	300
SCU Narcotic Interviews	180	268	268
SCU Street Value of Narcotics Seized	\$890,100	\$989,988	\$989,988
SCU Offense Reports	520	836	836
CAD Calls for Service	143,131	132,244	132,244

Tax Assessor/Collector Performance Measures

Workload Indicators	2020 Actual	2021 Estimated	2022 Projected
Staffing	52	52	53
Property Tax Parcels	198,000	200,000	210,000
Special Inventory Tax Accounts	184	212	214
Motor Vehicle Registrations	200,000	300,500	302,500
Motor Vehicle Titles	70,000	65,000	75,000
Registered Voters	215,000	223,500	230,000
Alcohol Permits	1,200	1,200	1,200
Coin Operated Machine Permits	3,000	3,000	3,000
Texas Parks & Wildlife Boat Registrations	1,500	1,200	1,200
Texas Parks & Wildlife Boat Titles	1,800	2,800	2,800
Active Collection Entities*	36	36	41

*Reporting active entities including League City and Dickinson PIDs (*eg State delinquent and former city of Crystal Beach no longer reported as part of this data*)

Veteran's Services Performance Measures

Workload Indicators	2020 Actual	2021 Estimated	2022 Projected
New Client Contacts	291	400	665
Existing Client Contacts	1,703	3,515	5,100
Forms Prepared	2,083	3,100	4,100

County Treasurer Performance Measures

Workload Indicators	2020 Actual	2021 Estimated	2022 Projected
EFT Funds Transfer Process	1,490	1,052	1,250
Deposit Warrants (Cash Receipts)	12,700	13,500	13,750
Payroll Checks & EFT Direct Deposits	1,160 Cks 33,736EFTs 34,896Total	2,3960 Cks 33,732EFTs 36,128Total	2,765 Cks 33,735EFTs 36,500Total
A/P Check Disbursements	9,159	8,840	9,000
Jury Check Disbursements	6,868	6,022	15,000
Payroll A/P Disbursements (Payable to Vendors)	1,160	2,396	2,500
AP EFT Direct Deposits	262	172	400
DC Odyssey Checks	96	66	150
CC Odyssey Checks	34	26	45
Restitution Checks	1,464	1,110	1,750
Tax Checks—Beer & Wine	3	4	5
Tax Checks—Property	7189	8,612	10,000
Tax Checks—Highway	1,034	1,020	1,050
1099 Vendor Corrections	660	650	650
CRs created by TO	5,834	6,150	6,500
CRs Processed (Outside Depts Only)	5,868	7,100	8,300
Check Images Provided for Grants	171	175	175
Lost Checks—Stop Pay and Reissue	35	65	70
Positive Pay Files Generated	302	325	350
Positive Pay Files Loaded	1,178	1,100	1,200
Positive Pay Exceptions Processed	348	350	375
Bank Statements Downloaded	864	864	864
Bank Statements Uploaded	732	732	732
Employee W2s Distributed (Electronic)	2,177	2200	
	2200		
Employee W2s Distributed (Paper)	916	1000	1000
Employee 1095-C Forms Districted (Paper)	1,417	1500	1500
State Reports Filed	33	33	33
IRS Forms Filed (941, BW Tax Submission)	30	30	30